

modOpt: A modular development environment and library for optimization algorithms

Anugrah Jo Joshy ^{1,*} and John T. Hwang ¹

¹*Department of Mechanical and Aerospace Engineering, University of California San Diego, La Jolla, CA 92093, USA*

**Corresponding author: Anugrah Jo Joshy, ajoshy@ucsd.edu*

Abstract

Applications of numerical optimization have appeared across a broad range of research fields, from finance and economics to the natural sciences and engineering. It is well known that the optimization techniques employed in each field are specialized to suit their problems. Recent advances in computing hardware and modeling software have given rise to new applications for numerical optimization. These new applications occasionally uncover bottlenecks in existing optimization algorithms and necessitate further specialization of the algorithms. However, such specialization requires expert knowledge of the underlying mathematical theory and the software implementation of existing algorithms. To address this challenge, we present modOpt, an open-source software framework that facilitates the construction of optimization algorithms from modules. The modular environment provided by modOpt enables developers to tailor an existing algorithm for a new application by only altering the relevant modules. modOpt is designed as a platform to support students and beginner developers in quickly learning and developing their own algorithms. With that aim, the entirety of the framework is written in Python, and it is well-documented, well-tested, and hosted open-source on GitHub. Several additional features are embedded into the framework to assist both beginner and advanced developers. In addition to providing stock modules, the framework also includes fully transparent implementations of pedagogical optimization algorithms in Python. To facilitate testing and benchmarking of new algorithms, the framework features built-in visualization and recording capabilities, interfaces to modeling frameworks such as OpenMDAO and CSDL, interfaces to general-purpose optimization algorithms such as SNOPT and SLSQP, an interface to the CUTEst test problem set, etc. In this paper, we present the underlying software architecture of modOpt, review its various features, discuss several educational and performance-oriented algorithms within modOpt, and present numerical studies illustrating its unique benefits.

1 INTRODUCTION

Optimization is the process of identifying the best choice among a set of alternatives. We are concerned here with nonlinear optimization, which is the solution of problems with nonlinear objective and constraint functions and continuous design variables. Such classes of problems frequently arise in several domains of research, from portfolio optimization in finance to aircraft design optimization in engineering. Numerical algorithms for solving these problems using a computer have been studied for more than half a century.

It was evident from the beginning that no single optimization algorithm could efficiently solve all optimization problems, a notion later confirmed by the no free lunch (NFL) theorems [1]. Naturally, algorithm development followed a divide-and-conquer approach, with researchers in each field devising dedicated algorithms for specific classes of problems. Over time, many of these algorithms have matured, reaching their peak efficiency. The no free lunch (NFL) theorems [1], introduced by Wolpert in 1997, formally established that ‘for any algorithm, any elevated performance over one class of problems is offset by performance over another class’. A more practical interpretation of the NFL theorems is provided in [2], stating that ‘a general-purpose universal optimization strategy is impossible, and the only way one strategy can outperform another is if it is specialized to the structure of the specific problem under consideration’.

Computational capabilities have been gradually improving since the 1950s due to breakthroughs in hardware and software architectures. These developments catalyzed the creation of new categories of optimization problems and corresponding new classes of algorithms for their solutions. However, recent advances in modeling software, the sudden rise of machine learning, and advances in high-performance computing (HPC) and graphics processing units (GPUs), among many others, have resulted in an explosion in the number of optimization applications in the past decade. One notable example is the multitude of novel optimization applications made possible by NASA’s OpenMDAO [3] modeling framework. The uniqueness of OpenMDAO lies in its ability to efficiently and automatically compute total derivatives for large and complex computational models, provided that the partial derivatives for smaller components that constitute the model are available. Through this capability, OpenMDAO has enabled a range of diverse applications, including but not limited to aircraft design [4, 5], satellite design [6], and wind turbine design [7].

New applications occasionally encounter bottlenecks within existing algorithms. For instance, quasi-Newton sequential quadratic programming (SQP) methods for large-scale optimization problems struggle to converge when the Lagrangian Hessian cannot be represented effectively by a limited memory method [8]. New developments in computational infrastructure open up new avenues for improving existing algorithms. For example, the emergence of new software packages in popular programming languages like Python and Julia, which enable efficient automatic differentiation (AD), offers new possibilities. CasADI [9] and Jax [10] are Python packages that can efficiently and automatically compute higher-order directional derivatives using a mix of forward and adjoint sensitivity analysis. This capability can be leveraged for efficient optimization in new algorithms utilizing Hessian- or Jacobian-vector products. Therefore, to promptly address emerging bottlenecks and capitalize on new innovations, optimization algorithms need to rapidly evolve.

However, there are a few significant factors hindering this. The mathematical theory behind practical optimization algorithms is often quite complex, making it tremendously time-consuming for new developers to fully understand before they can make specific adjustments. Moreover, the software implementations of many widely used algorithms have undergone decades of refinement and are primarily coded in low-level languages such as C++ or Fortran. Documentation for contributing to some of the most popular open-source algorithms, such as SLSQP, is limited or nonexistent. This lack of detailed guidelines makes it challenging for new contributors to navigate the complexities of the codebase. Most internal optimization variables are often not readily accessible from outside the optimizer, which poses an additional challenge for those seeking to test and fine-tune existing algorithms. In many instances, developers choose to write entirely new code from scratch to circumvent these challenges.

With the aim of lowering these barriers that hinder the development of optimization algorithms,

we introduce a software framework called modOpt, which stands for ‘a modular development environment and library for optimization algorithms’. modOpt facilitates the construction of optimization algorithms from self-contained modules. Modules include line search algorithms, Hessian update algorithms, and merit functions, among others. The modular environment empowers new developers to customize existing algorithms for new applications simply by altering the relevant modules. New ideas can be quickly tested by replacing as few as a single module within an existing algorithm, conserving valuable intellectual effort that would otherwise be spent on learning an existing algorithm and its implementation in order to largely reproduce existing capabilities. modOpt also serves as a library of optimization algorithms with interfaces built to various gradient-based and gradient-free algorithms across different classes of optimization. This library, with a single, unified interface to multiple algorithms, allows optimization practitioners to easily swap algorithms when solving a problem for the first time.

At a time when optimization topics are increasingly getting integrated into college curricula, the availability of beginner-friendly tools becomes crucial for helping students quickly familiarize themselves and experiment with different optimization algorithms. modOpt’s design philosophy, which involves breaking down large and complex algorithms into more manageable modules, serves an equally important purpose of enabling students to incrementally build algorithms from scratch using modules or to specialize already available algorithms for their specific applications. Additionally, the library of algorithms is valuable for projects where students need to apply optimization techniques. Overall, modOpt will be a unique resource for instructors teaching optimization courses.

modOpt also includes an array of additional features to support users at all levels. In addition to providing stock modules, modOpt also includes fully transparent pedagogical optimization algorithms written in Python. To facilitate testing and benchmarking of new algorithms, the framework features built-in visualization and recording capabilities, interfaces to modeling frameworks such as OpenMDAO and CSDL [11], and an interface to the CUTEst [12] problem set. modOpt also has built-in modeling capabilities for problems ranging from those without derivatives to those with full or directional second-order derivatives. The framework can accommodate algorithms for a wide range of problem classes, including but not limited to quadratic programming (QP), convex programming, and nonlinear programming (NLP). modOpt is entirely written in Python, and is well-documented, well-tested, and published open-source on GitHub.

The remainder of this paper is organized as follows. In Section 2, we discuss the formulation of optimization problems, the general workflow, and provide a brief survey of popular tools employed in optimization. In Section 3, we present the software design of modOpt, including simple scripts illustrating its usage. Section 4 serves as a quick reference guide for the optimization algorithms implemented in or interfaced with modOpt. In Section 5, we present various numerical studies uniquely enabled by modOpt. Section 6 concludes the paper with closing remarks.

2 BACKGROUND

In this section, we present the general optimization workflow and a brief overview of commonly used tools in optimization.

2.1 Optimization formulation and workflow

The focus in this paper will be on nonlinear programming (NLP) problems which, in general, can be formulated as:

$$\begin{aligned} & \text{minimize} && f(x) \\ & \text{with respect to} && x \\ & \text{subject to} && c(x) \geq 0, \end{aligned} \tag{1}$$

where $x \in \mathbb{R}^n$ represents the vector of optimization variables, $f : \mathbb{R}^n \rightarrow \mathbb{R}$ represents the scalar objective function, and $c : \mathbb{R}^n \rightarrow \mathbb{R}^m$ represents the vector-valued constraint function. Maximization problems and problems with equality constraints can be transformed into the general form above. Nonlinear programs are optimization problems with nonlinear and smooth objective and constraint functions defined over continuous optimization variables.

In practice, numerical optimization problems are solved by programming a computational model and linking it to a general-purpose optimization algorithm, also called an optimizer (shown in Fig. 1). Given the optimization variable vector x as input, the model computes the optimization functions $f(x)$ and $c(x)$, and, in some cases, their derivatives df/dx and dc/dx . The optimizer iteratively evaluates the model at different x values until it finds a sufficiently optimal solution x^* to the problem.

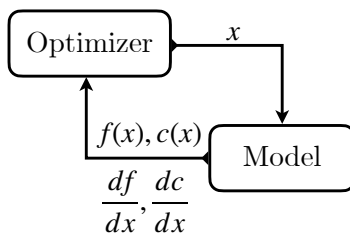


Figure 1: **Optimization workflow**

When using a gradient-free optimizer, derivatives are not required, and the model computes only the function values $f(x)$ and $c(x)$. However, gradient-free algorithms scale poorly with the number of optimization variables n , making gradient-based algorithms more suitable for problems with large n . Some gradient-based algorithms can further benefit from access to second derivatives, in which case the models also compute the second derivatives. Unlike many gradient-free algorithms that are capable of finding global minima, most gradient-based algorithms are limited to identifying local minima in optimization problems.

Algebraic modeling languages (AMLs) are designed to formulate optimization models using standard mathematical operations and expressions. They allow users to define the objective and constraints for a problem using algebraic expressions. AMLs often come equipped with interfaces to optimization algorithms for solving the modeled problems. AMPL [13], GAMS [14], Pyomo [15], JuMP [16] and CasADi [9] are some of the most popular modeling languages for optimization. Jax [10] is a machine-learning-focused, high-performance Python library that has recently seen significant adoption as a modeling language for optimization.

The aforementioned AMLs do not explicitly support the modeling of large and complex multi-disciplinary systems, such as those encountered in aircraft or satellite design. OpenMDAO [3] and

CSDL [11] are Python libraries that address this limitation by enabling the construction of large and complex models from modular components. OpenMDAO efficiently automates total derivative computation using partial derivatives for the components of a decomposed model. Numerous real-world design optimization studies have been successfully carried out using OpenMDAO [4–7]. CSDL, on the other hand, automatically computes the total derivatives of the objective and constraints in large models using automatic differentiation (AD) and implicit differentiation techniques. This capability has been instrumental in enabling some of the most comprehensive aircraft design optimizations to date [17, 18].

2.2 General-purpose optimization algorithms

General-purpose optimization algorithms, also known as optimizers, are software designed to address specific classes of optimization problems. These numerical algorithms are often implemented in low-level programming languages such as C++ or Fortran to maximize computational efficiency. Examples of widely used gradient-based optimizers for nonlinear programming (NLP) include SLSQP [19], SNOPT [20], IPOPT [21], LOQO [22], and KNITRO [23]. SNOPT and SLSQP are sequential quadratic programming (SQP) algorithms whereas IPOPT, LOQO, and KNITRO are interior point (IP) algorithms. All the aforementioned algorithms can handle problems with hundreds of optimization variables and constraints. SLSQP and IPOPT are open-source and have facilitated significant research, making them among the most popular choices for nonlinear programming. Some general-purpose optimizers are more specialized for certain applications than others. For instance, ParOpt [24] is an interior point algorithm specifically tailored for topology optimization.

There is a multitude of algorithms targeting other classes of optimization problems. Linear programming, quadratic programming, convex programming, and stochastic programming, to name a few, represent some of these diverse classes. In the area of gradient-free optimization, particle-swarm optimization [25], genetic algorithms [26], and simulated annealing [27] are some of the popular methods.

2.3 Optimizer libraries

Optimization algorithms are implemented in different programming languages, each requiring a distinct formulation to specify the optimization problem. For instance, the formulation of constraints can vary significantly among different optimizers, affecting how users specify constraint bounds, linear or nonlinear constraints, and equality or inequality constraints. Such differences impose an additional burden on practitioners who must develop optimizer-specific interfaces when seeking the best optimizer for their applications. Optimization algorithm developers also encounter similar challenges when benchmarking newly developed algorithms against existing ones. To address these issues, optimizer libraries have been developed.

Optimizer libraries provide a unified interface for multiple optimization algorithms, allowing users to seamlessly switch between different optimizers for a given problem. These libraries typically include source code for open-source algorithms and provide interfaces for proprietary algorithms. Additionally, optimizer libraries may offer utilities for modeling, scaling, recording, warm-starting, visualization, benchmarking, and post-processing. Scipy.minimize [28], pyOpt [29], and pyOptSparse [30] are among the most popular optimizer libraries in Python for nonlinear programming. Examples of optimizer libraries for other classes of problems include CVXOPT [31] for convex programming and qpsolvers [32] for quadratic programming.

Although optimizer libraries provide a common interface to different optimizers, to the best of our knowledge, none of them provide explicit support for optimizer development. `pyOpt` and `pyOptSparse`, like many other libraries, allow the integration of new optimizers into their frameworks but lack dedicated tools for developing new optimization algorithms. Moreover, these frameworks are restricted to certain algorithms by design. For example, they do not support directional derivatives or second derivatives in models or optimizers. SciPy’s `minimize` module supports a variety of optimization algorithms. However, it requires developers to have advanced programming knowledge and expects them to independently navigate its vast and complex codebase.

The `modOpt` software framework introduced in this paper functions as an optimizer library, offering a suite of built-in instructional algorithms and interfaces to several high-performance optimization algorithms. `modOpt` incorporates all the optimization utilities previously mentioned and includes a diverse range of algorithms, such as those for quadratic programming, nonlinear programming, and convex programming, among others. `modOpt` equips its users and developers with dedicated Python tools for customizing existing optimizers and building new ones. It also provides interfaces to multiple modeling languages, such as Jax, CasADi, CSDL, and OpenMDAO, along with a built-in, intuitive class for modeling simpler problems.

3 SOFTWARE ARCHITECTURE

As discussed in Sec. 2, forming and solving an optimization problem requires both a model and an optimizer (see Fig. 1). In `modOpt`, we adopt an object-oriented approach to facilitate the specification and coupling of models and optimizers. Models are defined using the `Problem` or `ProblemLite` classes, while optimizers are defined using the `Optimizer` class. The `Problem` and `ProblemLite` classes provide attributes and methods that establish a unified interface to all optimizers, enabling them to evaluate models consistently. This design ensures independence between models and optimizers, allowing users to interchange models for a given optimizer and vice-versa. The major classes that facilitate this approach, along with their relationships, are depicted in the UML class diagram in Fig. 2. In this section, we will briefly review these classes, present simple optimization scripts, and summarize the features enabled by `modOpt`.

3.1 Problem class

The `Problem` class encapsulates the optimization problem definition and is designed as an abstract class. Users formulate their specific problem by subclassing `Problem`. The attributes and methods accessed by the optimizer are automatically generated based on how the user defines the subclass.

The subclass definition begins with the `initialize` method, which assigns a name to the problem and declares any model-specific options. The `setup` method follows, adding the objective, design variables, and constraints using the `add_objective`, `add_design_variables`, and `add_constraints` methods, respectively. Note that within `modOpt`, ‘design variables’ are synonymous with ‘optimization variables’. Users can also specify scaling for all variables and functions, as well as lower and upper bounds for variables and constraints, while adding them to the problem.

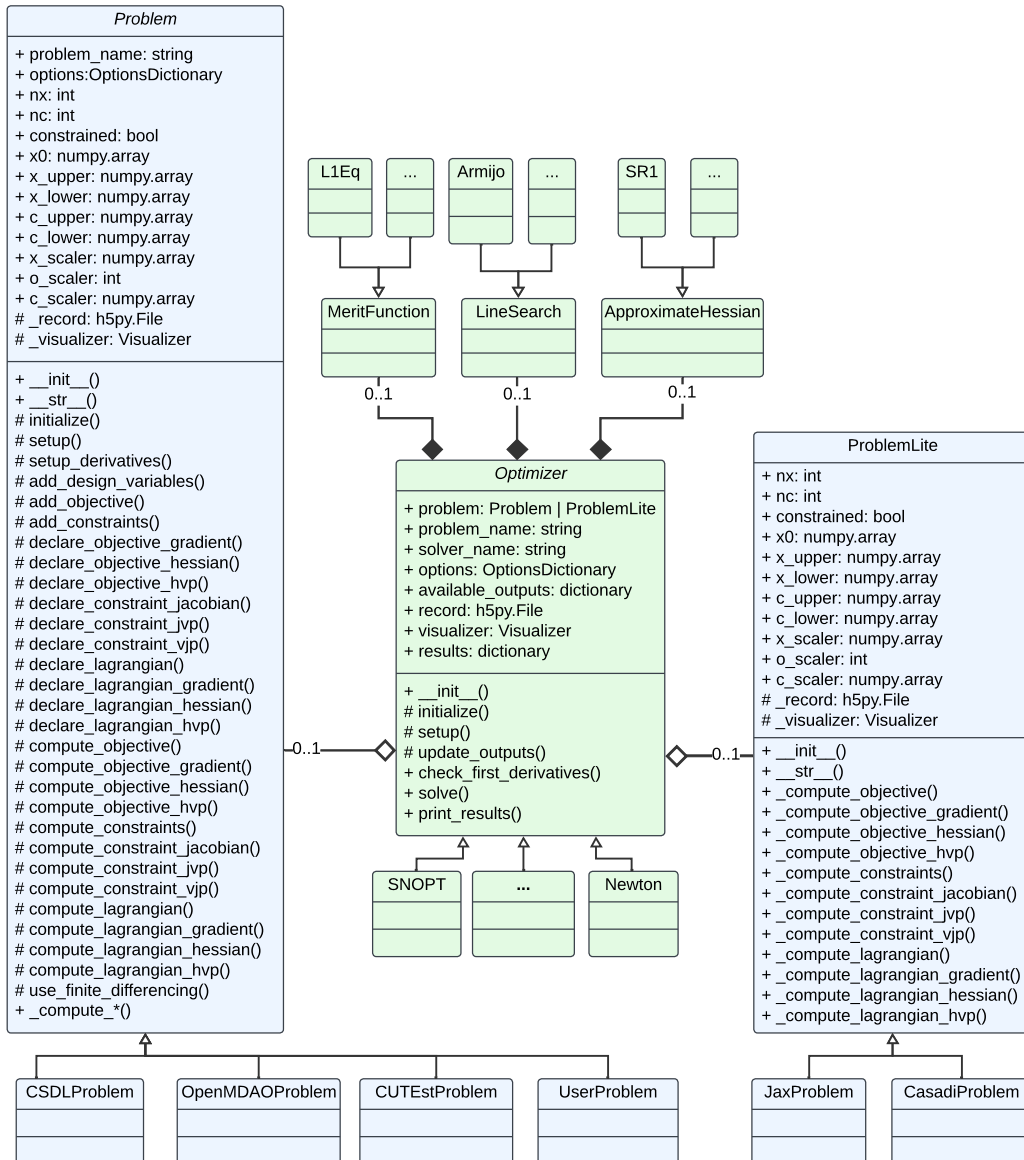


Figure 2: UML class diagram for modOpt

For gradient-based optimizers, users must define the `setup_derivatives` method to declare the derivatives they will provide later. Depending on the problem and optimizer, these derivatives may include objective gradients, constraint Jacobians, or objective/Lagrangian Hessians. Optimizers that can directly use the Lagrangian and its derivatives benefit from users declaring these as well. Similarly, users can also declare matrix-vector products (Jacobian-vector products (JVPs), vector-Jacobian products (VJPs), objective/Lagrangian Hessian-vector products (HVPs)) when using optimizers that can leverage them.

For a problem with distinct design variables and constraints, these quantities can be declared separately. They also require separate derivative declarations. The `Problem` class employs efficient

array management techniques to handle sparsity in constraint Jacobians and Hessians, allowing for computational and memory savings when sub-Jacobians or sub-Hessians with different sparsity patterns are declared individually.

Once all functions are declared, users must define the methods to compute these functions, even if they are constants. This requirement ensures consistency and prevents users from inadvertently omitting necessary definitions. For example, if an objective and its gradient are declared, the user must define the `compute_objective` and `compute_objective_gradient` methods. Method names are kept verbose instead of using abbreviations, to be maximally explicit and to avoid ambiguities. The full list of optimization functions supported by the `Problem` class is listed in Fig. 2. If certain derivatives are challenging to formulate, users can invoke the `use_finite_differencing` method within the corresponding ‘compute’ method to automatically apply a first-order finite difference approximation.

When instantiated, a subclass object generates the necessary attributes for the optimizer, such as the initial guess vector, scaling vectors, and bound vectors corresponding to the concatenated vectors for the design variables and constraints. The `Problem` class also includes methods that wrap the user-defined ‘compute’ methods for the optimizer, applying the necessary scaling beforehand. These wrapped ‘compute’ methods are prefixed with an underscore. When recording and visualizing, these wrapper methods additionally update the `record` and the `Visualizer` objects with the latest values from each ‘compute’ call.

Strong interfaces to various modeling languages and test-suite problems are established through subclasses of the `Problem` class. For instance, `OpenMDA0Problem`, `CSDLProblem`, and `CUTEstProblem` inherit from `Problem`. These subclasses serve as wrappers that transform the models written in their respective languages into models suitable for the optimizers in `modOpt`.

The following code snippet demonstrates how to define the problem

$$\begin{aligned}
 & \underset{x \in \mathbb{R}^2}{\text{minimize}} && x_1^2 + x_2^2 \\
 & \text{subject to} && x_1 \geq 0, \\
 & && x_1 + x_2 = 1, \\
 & && x_1 - x_2 \geq 1,
 \end{aligned} \tag{2}$$

using the `Problem` class.

```

import numpy as np
from modopt import Problem

class Quadratic(Problem):
    def initialize(self, ):
        self.problem_name = 'quadratic'

    def setup(self):
        self.add_design_variables('x',
                                  shape=(2, ),
                                  lower=np.array([0., -np.inf]),
                                  upper=np.array([np.inf, np.inf]),
                                  vals=np.array([500., 5.]))

        self.add_objective('f')
        self.add_constraints('c',
                              shape=(2, ),

```



```

        lower=np.array([1., 1.]),
        upper=np.array([1., np.inf]),
        equals=None,)

def setup_derivatives(self):
    self.declare_objective_gradient(wrt='x', vals=None)
    self.declare_constraint_jacobian(of='c', wrt='x',
                                    vals=np.array([[1., 1.], [1., -1.]])

def compute_objective(self, dvs, obj):
    x = dvs['x']
    obj['f'] = np.sum(x**2)

def compute_objective_gradient(self, dvs, grad):
    grad['x'] = 2 * dvs['x']

def compute_constraints(self, dvs, cons):
    x = dvs['x']
    con = cons['c']
    con[0] = x[0] + x[1]
    con[1] = x[0] - x[1]

def compute_constraint_jacobian(self, dvs, jac):
    pass

```

3.2 ProblemLite class

Many optimization problems, e.g., academic test problems designed to evaluate specific aspects of optimization algorithms, are simple and do not require the advanced array management techniques provided by the `Problem` class discussed previously. For such problems, it is often more efficient for users to define the optimization functions in pure Python and provide these functions, along with constants such as the initial guess, bounds, and scalers, directly to `modOpt`. Furthermore, some practitioners may prefer to use the optimizers in `modOpt` without involving the `Problem` class, particularly if they have already modeled their optimization functions outside of `modOpt`.

In these scenarios, subclassing the `Problem` class can be excessive and result in unnecessarily verbose code. The `ProblemLite` class is designed to address this situation. Unlike `Problem`, `ProblemLite` is a concrete class that can be instantiated directly, without requiring any subclassing. `ProblemLite` objects act as containers for optimization constants and functions defined externally, streamlining the process for users primarily focused on using the optimizers. Additionally, `ProblemLite` abstracts away the more advanced object-oriented programming concepts, making it more accessible to beginners.

Despite its simplicity, `ProblemLite` replicates the same interface as `Problem` when interacting with the optimizer (see Fig. 2). It supports recording and visualization, and can automatically generate derivatives using finite differences if the derivatives requested by the optimizer are not provided. It also facilitates lightweight interfaces to optimization functions implemented in other modeling languages. For example, the `JaxProblem` and `CasadiProblem` in `modOpt` are implemented as subclasses of `ProblemLite`.

The code below demonstrates the use of the `ProblemLite` class for the same problem presented in Eq. (2), illustrating the reduction in code complexity and the near elimination of object-oriented

programming.

```
import numpy as np
from modopt import ProblemLite

name = 'quadratic'
x0 = np.array([500., 5.])
x1 = np.array([0., -np.inf])
c1 = np.array([1., 1.]),
cu = np.array([1., np.inf]),

obj = lambda x: np.sum(x**2)
grad = lambda x: 2 * x
con = lambda x: np.array([x[0]+x[1], x[0]-x[1]])
jac = lambda x: np.array([[1., 1.], [1., -1.]])

prob = ProblemLite(name=name, x0=x0, x1=x1, c1=c1, cu=cu,
                   obj=obj, grad=grad, con=con, jac=jac)
```

3.3 Optimizer class

The `Optimizer` class performs the role of encapsulating optimization algorithms within `modOpt`. Its design shares many similarities with the `Problem` class. Like `Problem`, the `Optimizer` class is abstract, requiring users to create specific optimizers through subclassing. All optimizers in `modOpt` must inherit from the `Optimizer` class. Existing algorithms, such as SNOPT and IPOPT, are integrated into `modOpt` as subclasses of the `Optimizer` class.

Every optimizer in `modOpt` must be instantiated with a problem object, which should be derived from the `Problem` or `ProblemLite` classes, as detailed in the previous subsections. The `Optimizer` base class provides essential tools for recording, visualization, and hot-starting an optimization. The `record` attribute manages the systematic recording of the optimization, while the `visualizer` attribute enables real-time visualization of the optimization process. The `Optimizer` base class also implements a `check_first_derivatives` method to verify the correctness of the user-defined derivatives in the provided problem object.

Subclasses of `Optimizer` must implement an `initialize` method that sets the `solver_name` and declares any optimizer-specific options. Developers are required to define the `available_outputs` attribute within the `initialize` method. This attribute specifies the data that the optimizer will provide after each iteration of the algorithm by calling the `update_outputs` method. Developers can also optionally define a `setup` method to handle any pre-processing of the problem data and configuration of the optimizer's modules.

The core of an optimizer in `modOpt` lies in the `solve` method. This method implements the numerical algorithm and iteratively calls the `_compute` methods from the problem object. Upon completion of the optimization, the `solve` method should assign a `results` attribute that holds the optimization results in the form of a dictionary. Developers may optionally implement a `print_results` method to override the default implementation provided by the base class and customize the presentation of the results.

New optimizers can leverage the modules already available within `modOpt`. These modules include Hessian approximation algorithms, merit functions, and line searches. For algorithms that require QP solutions, developers can also utilize several QP solvers that are interfaced with `modOpt`. Merit functions available in `modOpt` include l_1 , l_2 and l_∞ penalty functions, as well as Lagrangian,

modified Lagrangian, and augmented Lagrangian functions. modOpt includes backtracking line searches enforcing Armijo and Wolfe conditions, along with interfaces to line searches from SciPy and MINPACK [33]. Hessian approximations implemented in modOpt include the BFGS (Broyden–Fletcher–Goldfarb–Shanno), DFP (Davidon–Fletcher–Powell), PSB (Powell Symmetric Broyden), symmetric rank-one, Broyden , Broyden first, and Broyden class algorithms.

The following example shows the implementation of the BFGS algorithm for unconstrained optimization, employing modules for approximating Hessians and performing line searches.

```

import numpy as np
import time
from modopt import Optimizer
from modopt.line_search_algorithms import ScipyLS
from modopt.approximate_hessians import BFGS

class QuasiNewton(Optimizer):
    def initialize(self):
        self.solver_name = 'bfgs'
        self.obj = self.problem._compute_objective
        self.grad = self.problem._compute_objective_gradient
        self.options.declare('maxiter', default=500, types=int)
        self.options.declare('opt_tol', types=float, default=1e-6)
        self.options.declare('readable_outputs', types=list, default=[])
        self.available_outputs = {
            'itr': int,
            'obj': float,
            # Declare shape for an array output
            'x': (float, (self.problem.nx, )),
            'opt': float,
        }

    def setup(self):
        self.LS = ScipyLS(f=self.obj, g=self.grad)
        self.QN = BFGS(nx=self.problem.nx)

    def solve(self):
        opt_tol = self.options['opt_tol']
        maxiter = self.options['maxiter']

        start_time = time.time()
        x_k = self.problem.x0 * 1.
        f_k = self.obj(x_k)
        g_k = self.grad(x_k)
        opt = np.linalg.norm(g_k)
        itr = 0

        # Updating outputs from the 0-th iteration
        self.update_outputs(itr=itr,
                           x=x_k,
                           obj=f_k,
                           opt=opt)

        while (opt > opt_tol and itr < maxiter):
            itr += 1
            # Hessian approximation

```

```

B_k = self.QN.B_k
# Compute the search direction toward the next iterate
p_k = np.linalg.solve(B_k, -g_k)
# Compute the step length along the search direction via a line search
alpha, f_k, g_new, slope_new, new_f_evals, new_g_evals, converged =
    self.LS.search(x=x_k, p=p_k, f0=f_k, g0=g_k)

d_k = alpha * p_k
x_k += d_k
g_up = self.grad(x_k)
w_k = g_up - g_k
g_k = g_up
opt = np.linalg.norm(g_k)
self.QN.update(d_k, w_k)

# Updating outputs at the end of each iteration
self.update_outputs(itr=itr,
                    x=x_k,
                    obj=f_k,
                    opt=opt)

self.results = {
    'x': x_k,
    'objective': f_k,
    'optimality': opt,
    'niter': itr,
    'time': time.time() - start_time,
    'converged': opt <= opt_tol,
}

# Run post-processing from the Optimizer() base class
self.run_post_processing()
return self.results

```

3.4 Software features

This section presents a summary of the features offered by modOpt to support modeling, optimization, and algorithm development.

Unified interface between models and optimizers. The object-oriented architecture of modOpt was designed with the intent to accommodate a diverse range of models and optimizers, resulting in a singular, streamlined interface between the two. This architecture empowers users to easily swap between different models and optimizers, a feature that proves particularly useful in cases where an application is being optimized for the first time which requires trying multiple optimizers, or when developers need to test their new algorithms across various model test cases. Moreover, newly integrated optimizers can instantly leverage additional functionalities such as scaling, recording, hot-starting, and visualization, all readily available within modOpt’s base classes without any additional configuration.

To showcase the unified interface, the script below optimizes the problem defined previously in Section 3.1, using the PySLSQP optimizer. In this example, we activate the recording feature and visualize both the objective and the variable x_1 , throughout the optimization.

```

from modopt import PySLSQP

```

```
optimizer = PySLSQP(Quadratic(),
                    solver_options={'acc':1e-6},
                    recording=True,
                    visualize=['obj', 'x[0]'])
results = optimizer.solve()
```

Furthermore, to reduce dependence on object-oriented paradigms, modOpt offers a procedural interface, enabling users to bypass object-oriented structures entirely. The `optimize` function allows direct optimization without requiring object instantiation. The following code demonstrates its usage by optimizing the `ProblemLite` model from Section 3.2.

```
from modopt import optimize

results = optimize(prob,
                  solver='PySLSQP',
                  solver_options={'acc':1e-6},
                  recording=True,
                  visualize=['obj', 'x[0]'])
```

Flexibility in modeling. In addition to the modeling facilitated by the `Problem` and `ProblemLite` classes, modOpt supports models developed in CSDL, OpenMDAO, Jax, and CasADi. This flexibility is particularly advantageous for students and practitioners when developing new models for optimization. Jax and CasADi are well-suited for models represented by extensive explicit analytic equations, as well as linear systems. While CasADi’s API is more complex than Jax’s, CasADi offers comprehensive support for sparse matrices and provides solvers that are optimized for domain-specific problems like optimal control. Despite both Jax and CasADi employing automatic differentiation (AD) and implicit differentiation, Jax tends to be more efficient in memory and time when handling large second-order models with implicit solvers. Moreover, Jax supports GPU acceleration.

OpenMDAO and CSDL, on the other hand, are specifically designed for modeling large, multi-disciplinary systems with complex interactions between subsystems. Due to the added framework overhead needed to support complex modeling requirements, they are generally less efficient than Jax or CasADi. Modeling in OpenMDAO requires more planning and effort to finely break down the system-level model into smaller components, as it requires users to supply the partial derivatives for these components. CSDL, by contrast, fully automates derivative computation using AD and, unlike OpenMDAO, is capable of generating higher-order derivatives. Additionally, CSDL’s backend leverages Jax, providing higher computational efficiency than OpenMDAO, with GPU acceleration. However, CSDL can incur additional overheads from AD, which can make it less memory-efficient than OpenMDAO for complex, large-scale models involving *for loops*.

Versatile library. The library of optimizers in modOpt is not confined to methods for any particular class of problems, unlike prior libraries. This flexibility is essential to accommodate a diverse array of optimizers, which is invaluable for both research and education. The library currently includes a broad range of both performant and educational algorithms. Additionally, it inherently supports algorithms that can utilize first and second derivatives, as well as directional derivatives represented as matrix-vector products. The library is also compatible with models and algorithms incorporating sparse or dense Hessians and constraint Jacobians.

Modular development environment. The modOpt framework introduces a novel object-oriented paradigm that allows developers to construct new optimization algorithms in a modular

and extensible manner. Implemented in Python, this framework enhances transparency of optimizers by providing users with greater access to optimization data, simplifying the process of tuning optimizers and refining models. The reference algorithms and stock modules within the library streamline the development cycle, significantly reducing the time required to prototype and test new algorithms. Moreover, its modular and transparent structure aids students and less experienced developers in implementing complex algorithms through reusable components, while also promoting efficient learning and practical application of optimization techniques.

Numerical differentiation. When exact derivatives are difficult to derive or implement, the `Problem` and `ProblemLite` classes provide a means to approximate first and second derivatives using first-order finite differences. Additionally, these classes efficiently compute numerical derivatives for matrix-vector products such as JVPs, VJPs, and HVPs. While these approximations are available, it is preferable to utilize analytical derivatives to ensure computational accuracy and efficiency. First-order finite differencing requires n extra function evaluations per derivative and is prone to subtractive cancellation errors.

Scaling. In practical applications, it is often necessary to scale optimization variables and functions for achieving convergence. However, this requires users to manually adjust the initial guesses, variable and constraint bounds, and function and derivative definitions. `modOpt` alleviates this need by decoupling scaling from the original problem definition, allowing users to specify the scaling parameters separately when rerunning an optimization with a new scaling. The framework automatically applies these scaling factors to the initial guesses, bounds, functions and their derivatives before forwarding them to the optimizer.

Recording. The optimizers in `modOpt` are equipped with a `record` object. When recording is enabled, all problem metadata, input variable values, and the associated results of function and derivative evaluations are systematically logged into the `record` object. Any data generated by the optimization algorithm during the iterations is similarly logged. Records are stored as HDF5 files, facilitating further analysis and visualization post-optimization. `modOpt` provides post-processing tools to load and visualize recorded data. Since HDF5 files are incompatible with text editors, users may set the `readable_outputs` option during optimizer instantiation to export optimizer-generated data as plain text files. For each variable listed in `readable_outputs`, a separate file is created, with rows representing optimizer iterations.

Hot-starting. An optimization run may terminate before achieving sufficient convergence for various reasons, such as reaching the iteration limit or setting a loose convergence tolerance. In such instances, users may choose to re-execute the optimization with a higher iteration limit or a tighter tolerance to obtain a more refined solution. The hot-starting feature in `modOpt` leverages the record file to efficiently reuse previously computed function and derivative values, thereby avoiding unnecessary computational costs. This is particularly beneficial when the optimization functions and their derivatives are computationally expensive.

One key benefit of hot-starting, as opposed to simply restarting from the previous solution, is that quasi-Newton methods maintain the same Hessian approximations from the prior run during a hot-start, whereas restarting initializes the Hessian as an identity matrix, potentially increasing the number of additional iterations required for convergence. Furthermore, restarting resets the Lagrange multipliers, which may necessitate additional iterations, as the convergence of optimization variables often follows the convergence of Lagrange multipliers.

Live-visualization. Every optimizer in modOpt integrates a `Visualizer` object. By setting the `visualize` option to a non-empty list of scalar variables when instantiating an optimizer, users can activate real-time visualization of those variables. This functionality allows users to track the evolution of critical variables and is particularly valuable during prolonged optimization runs. The data available for visualization include the optimization variables, objective, constraints, derivatives, and other metrics provided by the optimizer.

Benchmarking. modOpt incorporates several utilities designed to facilitate optimizer development. It integrates with the CUTEst [12] test problem collection via the PyCUTEst [34] interface. CUTEst is a comprehensive test suite for nonlinear optimization, comprising over 1500 test problems that span small- and large-scale problems. Access to these test problems within modOpt enables developers to evaluate new ideas and benchmark new algorithms against established optimizers in the library. In addition to the test-suite, modOpt includes built-in, scalable examples that can serve as benchmarks. It also provides functions for generating performance profiles to study the comparative performance of algorithms. Example scripts demonstrating these capabilities are provided in the documentation.

Testing and documentation. The modOpt repository is hosted on Github, with integrated continuous integration/continuous delivery (CI/CD) workflows managed by GitHub Actions to ensure code consistency, reliability and maintainability. The package includes comprehensive tests covering all critical classes and interfaces, with pytest serving as the primary testing framework. Commits and pull requests to the main branch of the repository trigger automatic testing.

modOpt is released as an open-source project under the GNU Lesser General Public License v3.0 and welcomes contributions from developers. Documentation for the library is generated using Sphinx and hosted on Read the Docs, providing detailed and up-to-date information on features, usage, and API references. The documentation is automatically built and deployed following updates to the main branch of the repository, ensuring both accuracy and accessibility. By adhering to the latest PyPA standards for Python packaging, modOpt maintains high software quality and usability.

4 OPTIMIZATION ALGORITHMS IN MODOPT

This section presents an overview of the optimization algorithms currently available in modOpt. Section 4.1 reviews the algorithms that are natively implemented in modOpt, while Section 4.2 introduces the algorithms that are integrated with modOpt.

4.1 Optimizers implemented in modOpt

A variety of optimization algorithms are implemented in modOpt. These algorithms are written entirely in Python and are intended as references for students and developers. Their implementation in Python provides unrestricted access to all intermediate optimization data, offering a level of transparency that contrasts with the black-box nature of many algorithms that are interfaced with modOpt. This subsection provides a concise review of these algorithms, which may be skipped by readers already familiar with optimization techniques. For more detailed information on any of the algorithms discussed below, we direct interested readers to the books [35, 36].

Steepest descent. Also known as the gradient-descent, this method for unconstrained optimization computes the direction toward the next iterate x_{k+1} based on the direction of steepest-descent.

The variable update follows

$$x_{k+1} = x_k - \alpha_k \nabla f(x_k), \quad (3)$$

where $\nabla f(x_k)$ is the gradient of the objective function f and the step size $\alpha_k > 0$ is computed by a line search algorithm.

Newton's method. Newton's method for unconstrained optimization applies the Newton's method for root-finding to solve $\nabla f = 0$. The variable update for Newton's method is given by

$$x_{k+1} = x_k - \alpha_k [\nabla^2 f(x_k)]^{-1} \nabla f(x_k), \quad (4)$$

where $\nabla^2 f(x_k)$ represents the Hessian of the objective function f . Newton's method, being a second-order method, can yield an order-of-magnitude faster solution compared to first-order methods such as gradient-descent.

Quasi-Newton methods. In cases where Hessians are unavailable or costly to compute, various Hessian approximations are employed within Newton's method to accelerate optimization convergence. Quasi-Newton methods are a class of techniques that approximate Hessians at each iteration ensuring that the curvature of the approximated Hessian \hat{H}_{k+1} along the variable update step d_k closely resembles the curvature of the actual Hessian H_{k+1} . This is achieved by enforcing the quasi-Newton condition $\hat{H}_{k+1} d_k = w_k$, where $d_k = x_{k+1} - x_k$, and $w_k = \nabla f(x_{k+1}) - \nabla f(x_k)$ represents the change in the gradient along d_k . The Hessian approximation \hat{H}_0 is typically initialized as an identity or diagonal matrix. Some common quasi-Newton update formulas are given below.

Broyden:

$$\hat{H}_{k+1} = \hat{H}_k + \frac{1}{d_k^T d_k} (w_k - \hat{H}_k d_k) d_k^T \quad (5)$$

Symmetric rank-one (SR1):

$$\hat{H}_{k+1} = \hat{H}_k + \frac{1}{(w_k - \hat{H}_k d_k)^T d_k} (w_k - \hat{H}_k d_k)(w_k - \hat{H}_k d_k)^T \quad (6)$$

Broyden-Fletcher-Goldfarb-Shanno (BFGS):

$$\hat{H}_{k+1} = \hat{H}_k - \frac{1}{d_k^T \hat{H}_k d_k} \hat{H}_k d_k d_k^T \hat{H}_k + \frac{1}{w_k^T d_k} w_k w_k^T \quad (7)$$

Method of Newton-Lagrange. This method addresses equality-constrained problems by finding the (x, λ) values that satisfy $\nabla L = 0$ using the Newton's method. Here, $L(x, \lambda) = f(x) - \lambda^T c(x)$ represents the Lagrangian, with $\lambda \in \mathbb{R}^m$ being the vector of Lagrange multipliers. The variable update equation is given by

$$\begin{bmatrix} x_{k+1} \\ \lambda_{k+1} \end{bmatrix} = \begin{bmatrix} x_k \\ \lambda_k \end{bmatrix} - \alpha_k [\nabla^2 L(x_k, \lambda_k)]^{-1} \nabla L(x_k, \lambda_k), \quad (8)$$

where

$$\nabla L(x_k, \lambda_k) = \begin{bmatrix} \nabla f(x_k) - J(x_k)^T \lambda_k \\ -c(x_k) \end{bmatrix}, \text{ and } \nabla^2 L(x_k, \lambda_k) = \begin{bmatrix} H(x_k, \lambda_k) & -J(x_k)^T \\ -J(x_k) & 0 \end{bmatrix}. \quad (9)$$

Here, $J(x_k) := \left. \frac{\partial c}{\partial x} \right|_{x_k} \in \mathbb{R}^{m \times n}$ is the Jacobian of the constraints evaluated at x_k , and $H(x_k, \lambda_k) := \nabla^2 f(x_k) - \sum_{i=1}^m [\lambda_k]_i \nabla^2 c_i(x_k) \in \mathbb{R}^{n \times n}$ as the Lagrangian Hessian with respect to x .

Penalty methods. The *quadratic penalty method* minimizes a sequence of unconstrained optimization problems with a modified objective that penalizes constraint violations. For the inequality-constrained problem (1), the penalized objective $P_2(x; \rho_k) := f(x) + \frac{1}{2}\rho_k \|c^-(x)\|_2^2$ is minimized with respect to x for an increasing sequence of positive penalty parameters $\{\rho_k\}$, where $c^-(x) := -\min(c(x), 0)$ captures the constraint violations. The intuition behind this method is that the sequence of unconstrained solutions $\{x(\rho_k)\}$ will converge to a local solution x^* of (1) as $\rho_k \rightarrow \infty$.

Exact penalty methods can solve for a local solution x^* using a single unconstrained optimization. For example, minimizing the l_1 penalty function $P_1(x; \rho) := f(x) + \rho \|c^-(x)\|_1$ or the l_∞ penalty function $P_\infty(x; \rho) := f(x) + \rho \|c^-(x)\|_\infty$ for a sufficiently large value of ρ can yield a solution to (1). For equality-constrained optimization, simply replace $c^-(x)$ with $c(x)$ in the penalized objective.

Sequential Quadratic Programming (SQP). SQP methods address inequality-constrained problems (1) by solving a series of Quadratic Programming (QP) subproblems to determine the search direction p_k towards the next iterate x_{k+1} . Each QP subproblem minimizes a quadratic approximation of the objective subject to linearized constraints:

$$\begin{aligned} & \text{minimize} && f(x_k) + \nabla f(x_k)^T p_k + \frac{1}{2} p_k^T H(x_k, \lambda_k) p_k \\ & \text{with respect to} && p_k \\ & \text{subject to} && c(x_k) + J(x_k) p_k \geq 0. \end{aligned} \tag{10}$$

The QP solution $(p_k, \hat{\lambda}_k)$ is used in a line search with an appropriate merit function to find the step size α_k . Subsequently, the variables are updated as $x_{k+1} = x_k + \alpha_k p_k$ and $\lambda_{k+1} = \lambda_k + \alpha_k (\hat{\lambda}_k - \lambda_k)$. For equality-constrained problems, simply convert the constraints in Eq. (10) to equalities.

Nelder–Mead method [37]. Also known as the downhill simplex method or the Nelder–Mead simplex algorithm, this method is a deterministic, local search algorithm based on heuristics. It is easy to implement and can handle noisy or discontinuous functions. The algorithm utilizes a geometric shape called a *simplex*, formed by $n + 1$ vertices in an n -dimensional space, where each vertex $x^{(j)}$ represents a guess for the optimization variable x .

Starting with an initial simplex $\{x^{(0)}, x^{(1)}, \dots, x^{(n)}\}$, the algorithm iteratively updates the simplex to move it toward a minimum of the objective function f . The algorithm heuristically adjusts the vertices through geometric operations such as reflection, expansion, contraction, or shrinkage, based on the relative values of f at each vertex of the current simplex.

Particle swarm optimization (PSO). PSO is a stochastic global search algorithm inspired by swarm intelligence. The algorithm involves a group of particles, each having a position and velocity. The position represents a candidate solution while the velocity determines how a particle moves through the solution space. The goal is for the trajectories of individual particles in the swarm to converge to an optimal solution based on the governing heuristics.

Particles start with random positions $\{x_0^{(1)}, x_0^{(2)}, \dots, x_0^{(N)}\}$ and velocities $\{v_0^{(1)}, v_0^{(2)}, \dots, v_0^{(N)}\}$. New position for the i th particle is computed as $x_{k+1}^{(i)} = x_k^{(i)} + v_k^{(i)}$, with velocities updated using $v_{k+1}^{(i)} = w v_k^{(i)} + c_p r_p (x_{best}^{(i)} - x_k^{(i)}) + c_g r_g (x_{best} - x_k^{(i)})$. Here, $x_{best}^{(i)}$ is the position with the best objective value found by particle i , and x_{best} is the best position found by the swarm. The constants w , c_p , and c_g are the inertia weight, cognitive parameter, and social parameter, respectively. Stochasticity is introduced through the random numbers r_p and r_g drawn from the interval $[0, 1]$.

Simulated annealing. Simulated annealing is a stochastic global search algorithm inspired by metallurgical annealing. It is more commonly applied to problems with discrete variables but can

also address continuous variables. At each iteration, the algorithm randomly generates a new point x_{new} that is sufficiently close to the current iterate x_k . If $f(x_{new}) \leq f(x_k)$, then $x_{k+1} = x_{new}$; otherwise, x_{new} may be accepted with a probability $\exp(-\frac{f(x_{new})-f(x_k)}{T_k})$, where T_k is an artificial temperature parameter. Higher temperatures favor a global search, while lower temperatures lead to more focused local searches. The optimization starts at higher temperatures and slowly cools down according to some cooling schedule, e.g., $T_k = T_0(1 - k/k_{max})$.

4.2 Optimizers interfaced with modOpt

Unlike other libraries that are often restricted to specific classes of optimization problems, modOpt supports a broad spectrum of problem types, including nonlinear programming, quadratic programming, and convex programming. The library offers algorithms tailored for unconstrained, bound-constrained, equality-constrained, and inequality-constrained problems.

A key advantage of modOpt is its seamless integration with well-maintained, precompiled packages that are easily installable, eliminating the need for users to compile low-level code. This feature makes the optimizers more accessible, particularly for students and novice programmers, while also allowing users to benefit from continuous updates to the original algorithms. In contrast, other libraries such as pyOpt and pyOptSparse include source code that requires user compilation, potentially creating a barrier for less experienced users.

This subsection provides a brief overview of each optimizer integrated with modOpt.

SLSQP [19]. Sequential Least Squares Programming (SLSQP) is an SQP algorithm designed for solving general nonlinear programming problems. It builds upon the work of Wilson, Han, and Powell, incorporating a BFGS update to estimate the Hessian of the Lagrangian. SLSQP requires the first derivatives of the objective and constraints and is suitable for solving problems with a few hundred variables and constraints. SLSQP uses an l_1 penalty function in the line search to determine the step length. The search direction is obtained by solving a QP subproblem after transforming it into an equivalent constrained linear least squares problem [38]. The equivalent problem is solved with the linear least squares solver of Lawson and Hanson [39].

The original algorithm is implemented in Fortran. However, precompiled binaries with Python bindings are available through the SciPy and PySLSQP [40] libraries. modOpt provides interfaces to both libraries. Notably, PySLSQP offers more extensive access to internal optimization data and additional utilities compared to SciPy.

SNOPT [20]. The Sparse Nonlinear OPTimizer (SNOPT) is an active-set SQP algorithm designed to address large-scale nonlinear programming problems with smooth objective and constraint functions. It employs a limited-memory BFGS algorithm to approximate the Lagrangian Hessian and a smooth augmented Lagrangian merit function for the line search. Although SNOPT is capable of solving problems with tens of thousands of variables and constraints, it is most effective for problems with up to approximately 2000 degrees of freedom. SNOPT is particularly beneficial for problems whose functions and derivatives are costly to compute. It can also take advantage of the sparsity in constraint Jacobians. SNOPT is a commercial software written in Fortran, with interfaces to several programming and modeling languages.

IPOPT [21]. The Interior Point OPTimizer (IPOPT) is an algorithm for large-scale nonlinear programming. It is a primal-dual interior point method that solves a series of equality-constrained barrier problems to approach the solution of the original problem. Interior point methods can typically handle more variables than active-set SQP methods since it avoids the combinatorial problem

of identifying the active constraints at a solution. Accordingly, IPOPT has been successfully applied to problems with millions of variables. IPOPT can exploit exact second derivatives, but can also approximate them using limited-memory BFGS or SR1 formulas when Hessians are unavailable. IPOPT employs a filter-based line search method with second-order corrections to guarantee global convergence. IPOPT is implemented in C++, and modOpt interfaces with its precompiled version available through CasADi [9].

trust-constr [28]. The trust-constr algorithm is a trust-region-based large-scale nonlinear programming method. When Hessians are not provided, it uses the BFGS method to approximate them. For equality-constrained problems, the algorithm employs the Byrd-Omojokun trust-region SQP method [36, 41], which solves the intermediate QP subproblems by decomposing them into two smaller unconstrained trust-region subproblems. For inequality-constrained problems, trust-constr switches to a trust-region interior point algorithm [23], where the equality-constrained barrier subproblems are solved approximately using the trust-region SQP method. The numerical implementation follows the techniques outlined by Conn et al. [42] and is fully realized in SciPy, only using Python.

L-BFGS-B [43]. L-BFGS-B is one of the most efficient algorithms for solving large-scale bound-constrained and unconstrained optimization problems. It uses a limited memory BFGS algorithm [44] to approximate the Hessian of the objective function and employs a gradient projection method to identify the set of active bounds during each iteration. Although the original implementation [45] is in Fortran, modOpt uses the precompiled version available through SciPy.

BFGS [36]. As discussed in Sec. 4.1, the BFGS algorithm is a quasi-Newton method for solving unconstrained optimization problems. The performant version of the BFGS algorithm in modOpt leverages the BFGS method from the SciPy library. It is entirely written in Python and uses inverse BFGS updates.

Nelder-Mead [37]. The performant version of the Nelder-Mead algorithm in modOpt utilizes the Python implementation from SciPy and is designed to solve bound-constrained problems. This gradient-free, direct search method implements an adaptive variant [46] of the standard Nelder-Mead algorithm (discussed earlier in Sec. 4.1), where the expansion, contraction, and shrinkage parameters are adjusted according to the dimension of the problem. The adaptive approach has been shown to outperform the standard method, particularly in high-dimensional problems with up to 60 optimization variables.

COBYLA [47]. Constrained Optimization BY Linear Approximation (COBYLA) is a gradient-free algorithm designed for low-dimensional nonlinear programming problems with only inequality constraints. It operates by approximating the objective and constraint functions through linear interpolation at the $n + 1$ vertices of a simplex. In each iteration, COBYLA solves a linear programming problem within a spherical trust region, updating a simplex vertex if the new point calculated is the best found so far, according to a merit function. In some iterations, a vertex may also be updated to improve the linear models of the objective and constraints. COBYLA in modOpt uses the precompiled version of the original Fortran implementation available from SciPy.

COBYQA [48]. COBYQA (Constrained Optimization BY Quadratic Approximations) is a derivative-free, trust-region SQP method for solving general nonlinear programming problems. It constructs quadratic trust-region models using underdetermined interpolation, based on the derivative-free symmetric Broyden update proposed by Powell [49]. As a successor to COBYLA,

COBYQA has demonstrated consistently superior performance over COBYLA in solving problems with up to 50 variables [48]. COBYQA is available as an open-source package implemented in Python, with some of its solvers optimized using Cython.

QP solvers [32]. Quadratic programming refers to techniques used for solving optimization problems characterized by a quadratic objective function and linear constraints. modOpt integrates with qpsolvers, a Python library that serves as a unified interface for more than 15 convex QP solvers. The qpsolvers library features algorithms such as active set, interior-point, and augmented Lagrangian methods, and is capable of addressing both sparse and dense formulations. Additionally, it includes several benchmarks for performance comparison among QP solvers.

CVXOPT [31]. CVXOPT is an open-source Python library specifically designed for solving convex optimization problems. It includes solvers tailored for linear and quadratic cone programming, second-order cone programming, semidefinite programming, and geometric programming, among other convex programming methods. modOpt interfaces with CVXOPT’s general nonlinear convex optimization solver, supporting problems with objective and constraint functions that are convex and twice differentiable. This implies that all equality constraints must be linear.

5 NUMERICAL STUDIES

This section presents various numerical studies conducted using the modOpt library. In Section 5.1, we evaluate different educational and high-performance algorithms in modOpt using three simple analytical problems. Section 5.2 examines the scalability of optimizers as we apply them to two distinct versions of the multidimensional Rosenbrock problem. Section 5.3 investigates the suitability of the modeling languages and optimizers in practical applications, utilizing two simplified engineering problems as case studies. In Section 5.4, we benchmark optimizers on a set of unconstrained problems from the CUTEst test-suite.

We conduct all studies, with the exception of those presented in Section 5.3, on a Macbook Pro with a quad-core Intel Core i5 processor (2.4 GHz) and 8 GB of RAM. Due to the memory-intensive nature of the problems in Section 5.3, we utilize an Ubuntu desktop system with a 16-core Intel Core i7 processor (3.4 GHz) and 112 GB of RAM for those studies. For the purposes of a fair comparison, all optimizers were configured to use their default parameter settings.

5.1 Small-scale analytical problems

We start by applying optimization algorithms on three carefully selected unconstrained problems. Among the educational algorithms, we consider steepest descent, Newton, and BFGS algorithms, with and without the use of line searches. Since the steepest descent method without a line search failed to converge on all problems, we exclude it from this study. For the performant algorithms, we evaluate SNOPT, PySLSQP, BFGS, L-BFGS-B, COBYLA, COBYQA, Nelder–Mead, and trust-constr. As the instructional algorithms are all gradient-based, we use the gradient norm as the optimality measure in the convergence analysis. When comparing performant algorithms, we utilize the objective function value as the optimality measure, since some algorithms are gradient-free.

Quartic function. We first consider the following two-dimensional quartic function in Eq. (11) to study the accuracy and convergence rate of the algorithms. This function has a very low curvature in the vicinity of the solution $(0, 0)$, which poses a challenge for some methods.

$$\min_{x_1, x_2} f(x) = x_1^4 + x_2^4 \quad (11)$$

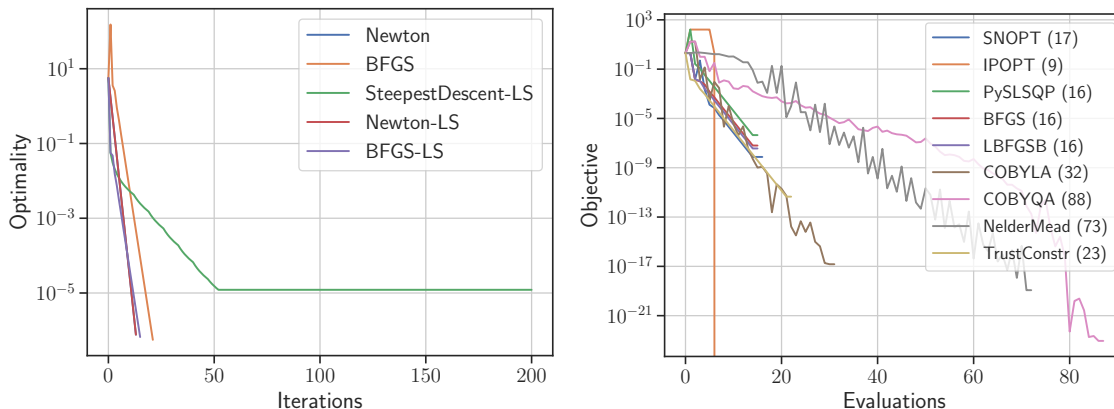


Figure 3: **Convergence comparison of different algorithms using the quartic function.** Every algorithm starts from the initial guess $(1, 1)$. The total number of objective function evaluations required for convergence is indicated in parentheses next to the name of each algorithm in the legend.

Figure 3 illustrates the convergence behavior of various methods applied to the quartic function problem. Despite incorporating a line search, the steepest descent method demonstrates the slowest convergence and it fails to reduce the optimality gap below $1e-5$. This is due to the lack of curvature information and the small gradients near the solution, which cause steepest descent to take very small steps. Newton’s method, both with or without a line search, shows the same convergence behavior, since the line search consistently selects a unit step size for this problem. Newton’s method also achieves the fastest convergence in this problem. The BFGS algorithm exhibits a similar convergence rate and final optimality as the Newton’s method. When combined with a line search, BFGS shows improved convergence, nearly identical to that of Newton’s method.

Among the performant algorithms, IPOPT finds the exact solution, while other gradient-based methods and COBYLA converge at comparable rates. The other gradient-free methods, COBYQA and Nelder–Mead, takes about three times the number of function evaluations to achieve similar optimality as other methods. However, this does not result in a significantly higher computational cost, as gradient-based methods evaluate both the objective function and its gradient at each iteration. Overall, IPOPT and COBYLA emerge as the most efficient algorithms in this study, considering only the number of function and gradient evaluations.

Rosenbrock problem. The Rosenbrock function (12) is a well-known benchmark for testing nonlinear optimization algorithms. It is a non-convex function characterized by a long, narrow valley with steep curvatures surrounding the solution. This problem is particularly challenging as algorithms must navigate regions of high curvature to locate the global minimum. Although many methods approach the valley, they often struggle to converge to the global minimum at $x = (1, 1)$, where the objective value is zero.

$$\min_{x_1, x_2} f(x) = (1 - x_1)^2 + 100(x_2 - x_1^2)^2 \quad (12)$$

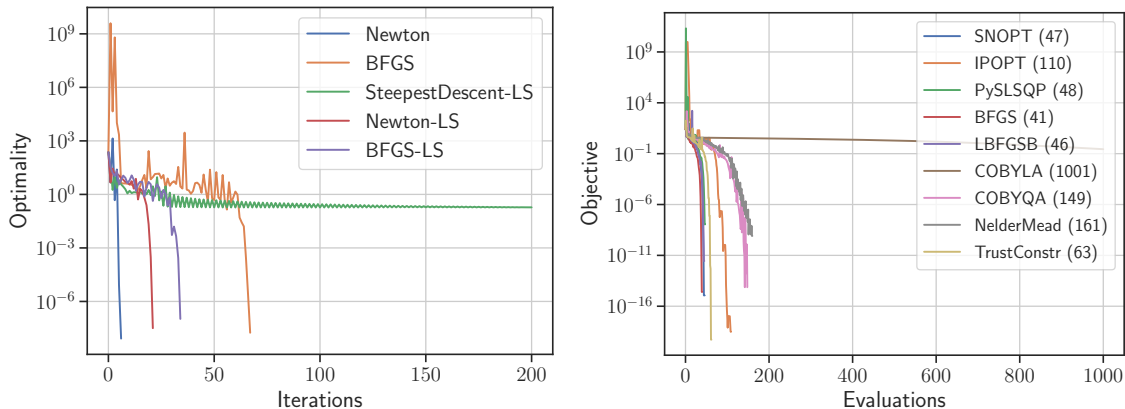


Figure 4: **Convergence comparison of different algorithms using the Rosenbrock function.** Every algorithm starts from the initial guess $(-1.2, 1)$.

Figure 4 indicates that all the standard algorithms converge differently for this problem. The steepest descent method fails to identify the solution, oscillating around a gradient norm of 0.1 without further progress. The BFGS method with a line search converges twice as fast as its counterpart without a line search. Conversely, Newton’s method exhibits slower convergence when paired with a line search. This can be attributed to the fact that Newton’s method with a line search converges along a different path in the optimization space. Although some iterations of the pure Newton method show an increase in optimality, this does not lead to divergence. However, this behavior appears to be incidental and specific to this particular problem. For assured convergence, Newton’s method typically requires globalization strategies, such as a line search or a trust region method. This study highlights the importance of curvature information and globalization techniques in optimization.

Among the performant algorithms, all gradient-based methods, with the exception of IPOPT, converge within 50 iterations. COBYQA, Nelder-Mead, and IPOPT require approximately 150 iterations to reach the solution, while COBYLA fails to converge. The failure of COBYLA can be attributed to its reliance on linear approximations of the objective function, which proves insufficient for capturing the high variations in curvature present in the Rosenbrock function.

Bean function. The bean function (13) was introduced in [35] as a milder variant of the Rosenbrock function, characterized by smoother curvature variations. It serves as a benchmark to assess the performance of algorithms on problems with moderate curvatures. The global minimum of this function is located at $x = (1.21314, 0.82414)$, with an objective value of 0.09194.

$$\min_{x_1, x_2} f(x) = (1 - x_1^2)^2 + (1 - x_2^2)^2 + \frac{1}{2}(2x_2 - x_1^2)^2 \quad (13)$$

As shown in Fig. 5, the convergence behavior of the instructional algorithms on this function is largely consistent with their performance on the quartic problem discussed earlier. The key exception is that the steepest descent method successfully converges, unlike in the quartic case where

it encountered difficulties. This suggests that for problems with moderate curvatures, steepest descent is capable of converging, although at a significantly slower rate—approximately one order of magnitude slower than the BFGS or Newton methods. This result underscores the critical role of curvature information in achieving rapid convergence, even in smooth problems.

Owing to the smoother characteristics of the Bean function, all high-performing methods, except for Nelder–Mead, converge in around 20 iterations. In contrast, Nelder–Mead requires approximately 100 iterations to achieve convergence, further emphasizing the significance of gradient information in relatively smooth problems. This is particularly evident as the other gradient-free methods, COBYLA and COBYQA, rely on gradient approximations.

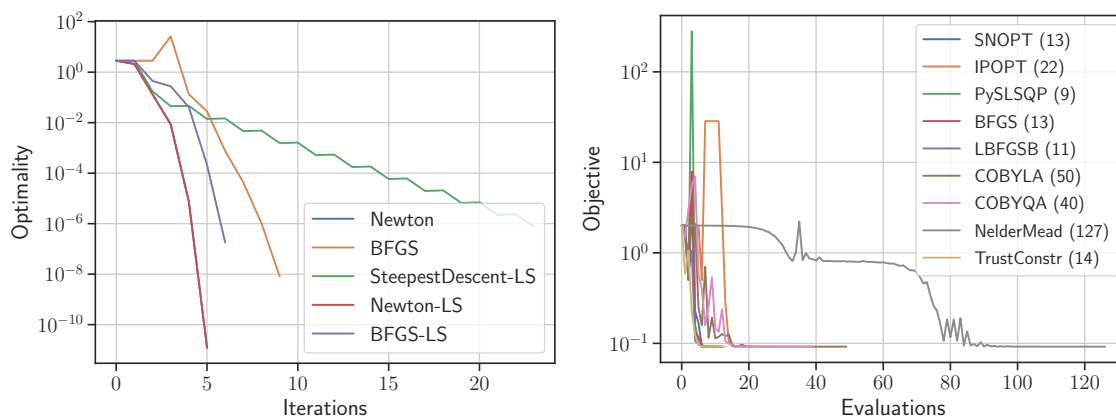


Figure 5: **Convergence comparison of different algorithms using the bean function.** Every algorithm starts from the initial guess $(0, 0)$.

5.2 Scalable analytical problems

We now evaluate the performance of optimization algorithms on two scalable variants of the Rosenbrock problem. The study was performed by starting with 2 optimization variables and then successively increasing the problem size by a factor of two until an upper limit of 4096 variables for the first problem and 512 variables for the second. In this study, we also include the second-order IPOPT and trust-constr algorithms, which utilize the exact Hessian of the objective function.

Multidimensional Rosenbrock - uncoupled

The uncoupled Rosenbrock problem (14) is defined for an even number of variables n . The problem features a composite objective derived from summing the objectives of $n/2$ distinct two-dimensional Rosenbrock problems. It is termed ‘uncoupled’ because it is separable, with its solution coming from those of $n/2$ two-dimensional Rosenbrock problems. Consequently, the global minimum is located at $x = (1, 1, \dots, 1)$ with an objective value of zero.

$$\min_{x \in \mathbb{R}^n} f(x) = \sum_{i=1}^{n/2} 100(x_{2i-1} - x_{2i}^2)^2 + (1 - x_{2i-1})^2 \quad (14)$$

Figure 6 presents the convergence results for problems with 8, 64, 1024, and 4096 variables. The gradient-free methods fail to converge for the 8-variable problem, while SNOPT, L-BFGS-B,

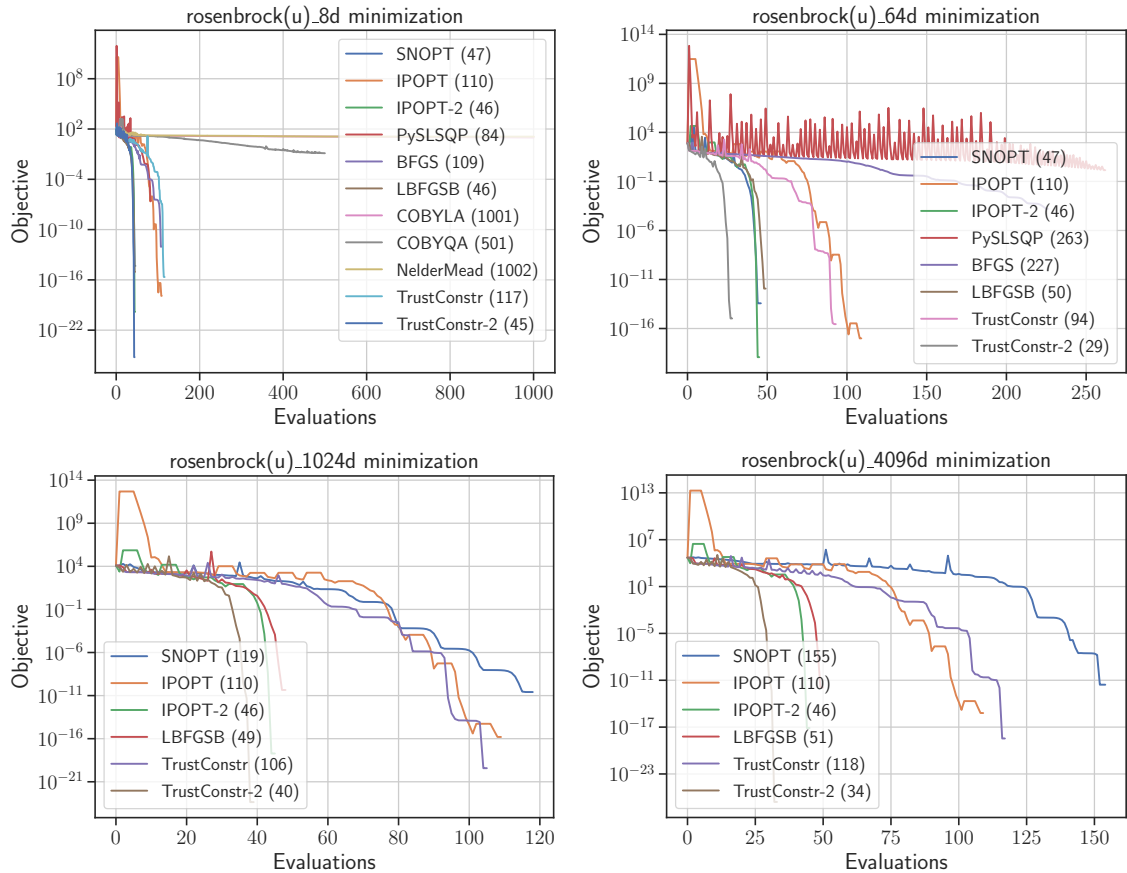


Figure 6: **Convergence comparison of optimizers using uncoupled Rosenbrock functions.** Every algorithm starts from the initial guess $(-1.2, 1, -1.2, 1, \dots, -1.2, 1)$.

and the second-order methods exhibit significantly faster convergence compared to other first-order gradient-based approaches. As the number of variables increases to 64, PySLSQP and BFGS struggle to converge, while other methods maintain similar performance. We hypothesize that the spikes observed in the PySLSQP convergence plot result from the derivative-free line search employed in the SLSQP algorithm, which makes it difficult to progress through regions of high curvature.

For problems with 1024 and 4096 variables, L-BFGS-B, despite being a first-order method, converges at a quadratic rate comparable to the second-order methods. As the number of variables increases, SNOPT requires more iterations to converge. Notably, the IPOPT optimizer converges within the same number of evaluations, regardless of the problem size. This suggests that IPOPT effectively exploits the problem’s separable structure, an advantageous feature for large-scale problems where manual identification of separability is impractical.

Multidimensional Rosenbrock - coupled

The coupled variant of the Rosenbrock problem (15) is defined for any number of variables. This variant is generally more challenging than the uncoupled version due to its non-separability.

The objective function for this problem is expressed as the sum of two-dimensional Rosenbrock functions applied to each adjacent pair of variables within the optimization variable vector. The global minimum occurs at $x = (1, 1, \dots, 1)$ with an objective value of zero. However, for dimensions greater than four, a local minimum emerges at $x = (-1, 1, \dots, 1)$ with an objective value of 4.

$$\min_{x \in \mathbb{R}^n} f(x) = \sum_{i=1}^{n-1} 100(x_{i+1} - x_i^2)^2 + (1 - x_i)^2 \quad (15)$$

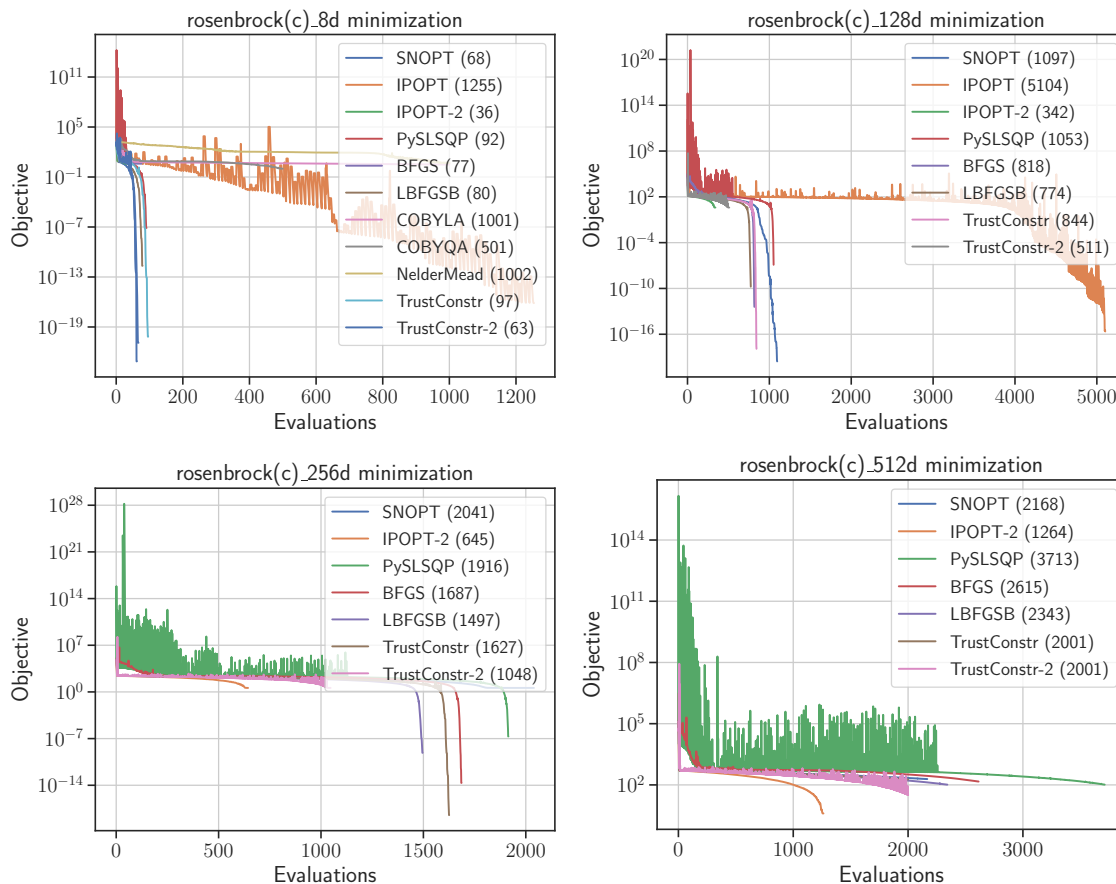


Figure 7: **Convergence comparison of optimizers using coupled Rosenbrock functions.** Every algorithm starts from the initial guess $(-1.2, 1, -1.2, 1, \dots, -1.2, 1)$.

Figure 7 illustrates the convergence behavior of various optimizers on this problem as the number of variables increases. Notably, there are significant differences in optimizer performance compared to the uncoupled problem. For instance, first-order IPOPT requires over 1000 iterations to converge for the 8-dimensional problem. As in the previous case, gradient-free methods fail to find a solution. At 128 dimensions, the second-order methods begin converging to the local minimum rather than the global one. SNOPT ceases to converge beyond 128 dimensions, while other first-order methods encounter difficulties at 512 dimensions. However, the second-order methods continue to converge even with 512 variables, highlighting the critical role of second-derivatives in solving high-dimensional problems characterized by steep curvatures.

Although we did not explicitly assess the radius of convergence in this study, it is worth noting that second-order IPOPT consistently converged across a wide range of initial guesses for the 512-variable problem, indicating a larger basin of convergence compared to other methods.

Based on the results from this study, we present the following summary and recommendations. For highly nonlinear problems involving 10 or more variables, it is advisable to use gradient-based optimizers, particularly if the models are computationally expensive. Among first-order methods for unconstrained problems, L-BFGS-B demonstrated the best performance, making it a suitable initial choice. Second-order IPOPT emerged as the most robust optimizer among those tested. Additionally, the trust-constr algorithm, both with and without second derivatives, also shows promise as a robust optimizer for unconstrained problems. When a problem appears to be separable, IPOPT is recommended, as it can potentially exploit this structure for more efficient convergence.

An unexpected observation was the poor convergence rate of first-order IPOPT, even in low-dimensional instances of the coupled Rosenbrock problem. The cause of this behavior is unclear. We anticipate that adjusting the default settings of the optimizer may mitigate this issue. For algorithm developers and researchers, we hypothesize that the performance of the SLSQP algorithm could be significantly improved by incorporating a derivative-based line search and a limited-memory BFGS Hessian approximation.

5.3 Engineering applications

This section presents two scalable engineering case studies utilizing the optimizers and modeling options available through modOpt. These case studies evaluate the scalability of the algorithms and modeling frameworks by analyzing computational costs in terms of both runtime and memory usage as the problem size increases. The first problem focuses on optimizing the thickness distribution of a cantilever beam, while the second addresses the optimization of a spacecraft’s trajectory and control during its landing phase. These problems were purposely chosen: the first involves implicitly calculated state variables, allowing us to assess model scaling when implicit differentiation is employed, while the second consists only of explicit equations, serving as a benchmark for models where derivatives are computed through straightforward chain rule application.

Both problems involve equality and inequality constraints, requiring algorithms capable of addressing nonlinear optimization problems with general constraints. Accordingly, our studies focus on the performance of PySLSQP, SNOPT, trust-constr, and IPOPT optimizers. We also examine both the first- and second-order capabilities of trust-constr and IPOPT. The models are developed in modOpt, CasADi, CSDL, Jax, and OpenMDAO, with Jax and CasADi supporting both first- and second-order formulations. Models implemented natively within modOpt employ finite-difference approximations for derivatives, primarily for ease of implementation, while the other frameworks utilize analytical derivatives.

Accurately measuring memory usage in Python programs that incorporate extensions from languages such as C++ or Fortran presents certain challenges. Additionally, an optimization algorithm may invoke different branches of its logic as the problem size changes, making it challenging to observe consistent trends in memory costs during scalability studies. Despite these limitations, we present these preliminary results as a guideline for the development and optimization of models in various engineering applications.

Cantilever beam thickness optimization

In this problem, we seek to optimize the thickness distribution of a cantilever beam to minimize its compliance under a concentrated tip load. The beam is modeled with a rectangular cross-section and is governed by Euler-Bernoulli beam theory. We impose an equality constraint on the total volume of the beam. The optimization problem is formulated as

$$\begin{aligned}
 & \text{minimize} && F^T d \\
 & \text{with respect to} && h \geq 0 && \text{with} && K(h)d - F = 0, \\
 & \text{subject to} && \frac{bL}{n} \sum_{i=1}^n h_i = V_0,
 \end{aligned} \tag{16}$$

where F is the force vector, d is the displacement vector, n is the number of beam elements, $h \in \mathbb{R}^n$ denotes the beam’s thickness distribution, V_0 is the prescribed total volume, L is the length of the beam, b is the breadth of the beam’s cross section, and the stiffness matrix $K(h)$ is a function of the thickness distribution. The constants employed in this study are: $L = 1.0 \text{ m}$, $b = 0.1 \text{ m}$, $V_0 = 0.01 \text{ m}^3$, and $F = (0, 0, \dots, 0, -1, 0) \text{ N}$. The modulus of elasticity E is set to 1.0 N/m^2 .

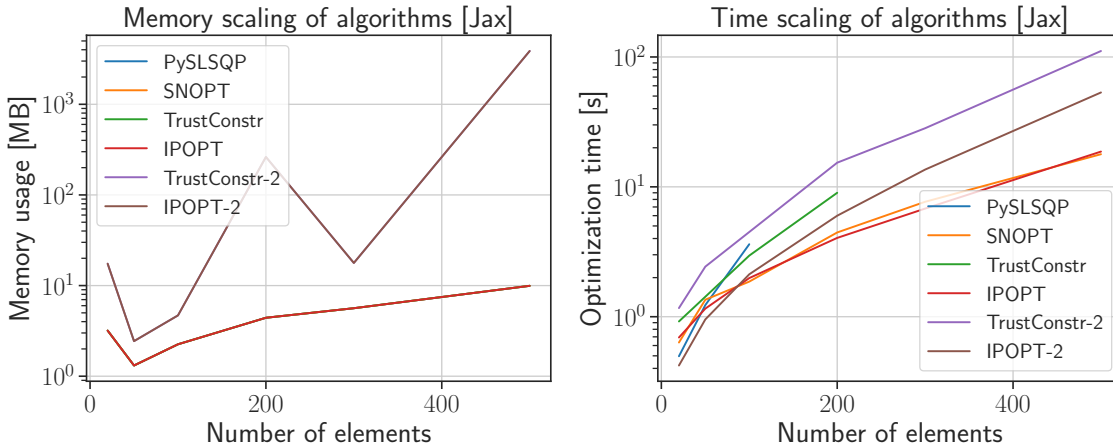


Figure 8: **Memory usage and solve time comparison of various optimizers in a scaling study using the cantilever beam problem.** The beam models are implemented in Jax.

To assess the scalability of different optimization algorithms, we compare their time and memory usage as the number of beam elements increases in the sequence: 20, 50, 100, 200, 300, and 500. Figure 8 shows the memory and time scaling for all methods using beam models implemented in Jax. Notably, not all optimizers converge as the problem dimension increases. PySLSQP stops converging at 100 beam elements while the first-order trust-constr method fails at 200 elements.

In terms of memory usage, first-order methods exhibit approximately linear scaling, while second-order methods scale between quadratic and cubic rates. Among all tested methods, SNOPT and first-order IPOPT outperform the others in terms of convergence times. Despite the reduction in the number of model evaluations achieved by second-order methods, the additional cost of computing Hessians for this problem (involving implicit state variables and loops that scale with the number of beam elements) results in longer convergence times for these methods compared to their first-order counterparts.

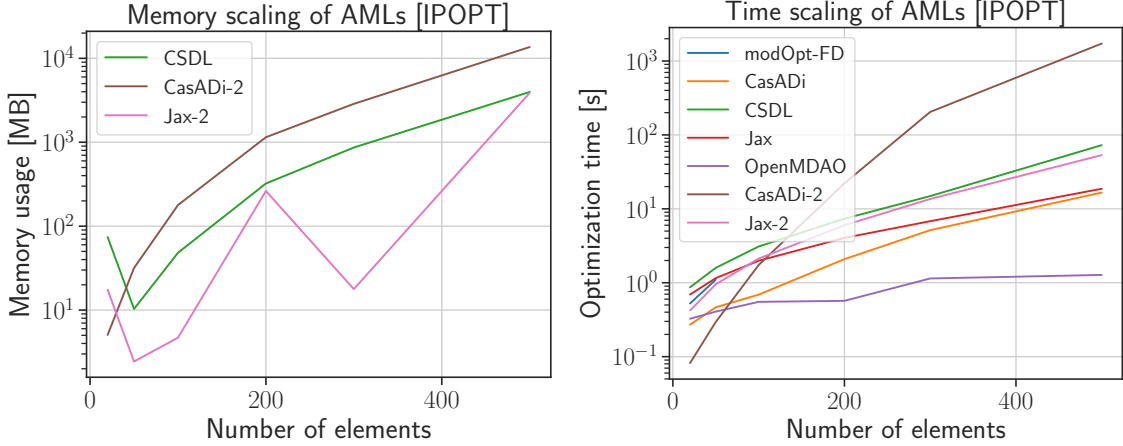


Figure 9: **Memory usage and solve time comparison of various modeling environments in a scaling study using the cantilever beam problem.** The optimizer used is IPOPT.

We now examine the time and memory scaling of different modeling frameworks using IPOPT as the optimizer. Memory costs for first-order models across all frameworks, except CSDL, are negligible and are therefore omitted from the memory plots in Fig. 9. The results show that the CSDL models and the second-order models implemented in Jax and CasADi scale in memory between quadratic and cubic rates. However, CasADi’s second-order models are approximately three times more memory-intensive compared to those from Jax and CSDL. Given that CSDL is a relatively new framework, we anticipate improvements in its memory efficiency in the near future.

In terms of computational time, OpenMDAO demonstrates the fastest performance, surpassing Jax and CasADi by more than an order of magnitude. Among the second-order models, CasADi exhibits poor scaling compared to Jax, with performance approximately two orders of magnitude slower for higher-dimensional problems. This discrepancy may be attributed to CasADi’s inefficiency in obtaining second derivatives through the *for loops* used for computing the stiffness matrix, which scales with the number of beam elements.

Spacecraft optimal control

In this two-dimensional trajectory optimization problem, we aim to optimize the states \vec{x} and controls \vec{u} of a spacecraft during its landing phase. The state vector is defined as $\vec{x} = [x, \dot{x}, y, \dot{y}, \theta, \dot{\theta}]$, where x and y represent the Cartesian coordinates, \dot{x} and \dot{y} denote the corresponding velocities, and θ and $\dot{\theta}$ are the rotational angle and angular velocity, respectively. The control vector $\vec{u} = [T, \beta]$ represents the magnitude and orientation of the spacecraft’s thrust output. The dynamics of the spacecraft are governed by

$$\dot{\vec{x}} = f(\vec{x}, \vec{u}) = \begin{bmatrix} \dot{x} \\ -\frac{T}{m} \sin(\beta + \theta) \\ \dot{y} \\ \frac{T}{m} \cos(\beta + \theta) - g \\ \dot{\theta} \\ -\frac{Tl}{2I} \sin \beta \end{bmatrix}, \quad (17)$$

where m , l , and I represent the mass, length, and moment of inertia of the spacecraft, and g denotes the gravitational acceleration. The values of these constants are: $m = 100,000 \text{ kg}$, $l = 50 \text{ m}$, and $g = 9.807 \text{ m/s}^2$. The moment of inertia is computed as $I = \frac{1}{12}mL^2$, approximating the spacecraft as a uniform rod.

We discretize time into n_t steps over a total time of $t = 16\text{s}$. The states and controls at each timestep form the optimization variables $X \in \mathbb{R}^{n_t \times 6}$ and $U \in \mathbb{R}^{n_t \times 2}$. The resulting discretized equations lead to the nonlinear programming problem

$$\begin{aligned}
 & \text{minimize} && \sum_{i=1}^{n_t} U_{i,1}^2 + \sum_{i=1}^{n_t} U_{i,2}^2 + \sum_{i=1}^{n_t} X_{i,6}^2 \\
 & \text{with respect to} && X, U \\
 & \text{subject to} && X_{1,:} = \vec{x}_0, X_{n_t,:} = \vec{x}_f, \\
 & && 0.4T_{max} \leq U_{:,1} \leq T_{max}, \\
 & && -20^0 \leq U_{:,2} \leq 20^0, \\
 & && X_{i+1,:} - X_{i,:} = f(X_{i,:}, U_{i,:})dt \quad \forall i \in \{1, 2, \dots, n_t - 1\}
 \end{aligned} \tag{18}$$

where $T_{max} = 2210kN$ is the maximum available thrust, $\vec{x}_0 = [0, 0, 1000, -80, \pi/2, 0]$ is the initial condition, $\vec{x}_f = [0, 0, 0, 0, 0, 0]$ is the final condition, and $dt = t/n_t$ is the timestep. This formulation minimizes the thrust output, nozzle movement, and angular velocity of the spacecraft, while ensuring the satisfaction of initial and final conditions, control variable limits, and the governing dynamics.

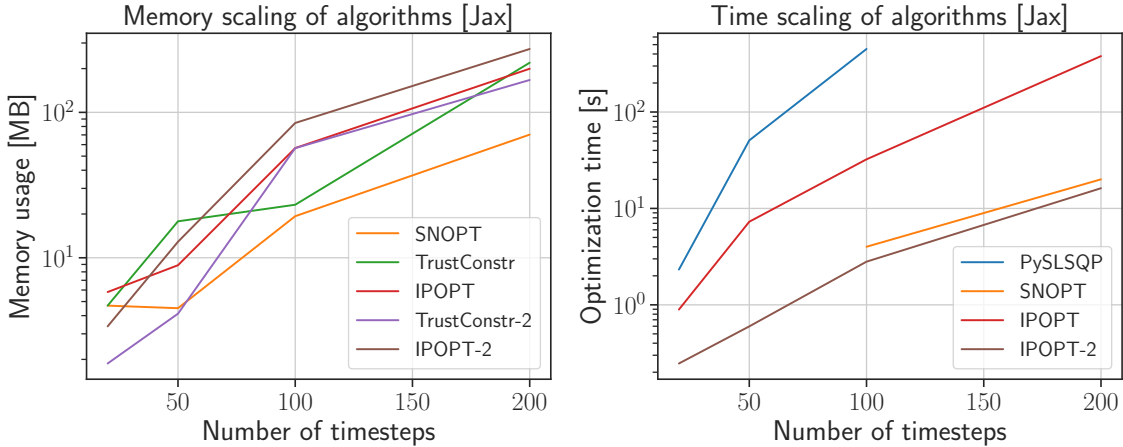


Figure 10: **Memory usage and solve time comparison of various optimizers in a scaling study using the spacecraft optimal control problem.** The models are implemented in Jax.

We evaluate the performance of different algorithms on problems discretized with 20, 50, 100, and 200 timesteps. Figure 10 presents a comparison of the memory and computational time required by the optimizers. In contrast to the cantilever beam problem, significant differences emerge between different algorithms, primarily due to the larger number of constraints, which scale with the number of timesteps.

PySLSQP consumes negligible memory and is therefore excluded from the memory plot; however, its convergence time is an order of magnitude slower than the second slowest method. SNOPT

fails to converge for coarser discretizations, while trust-constr does not converge for any of the problem instances. Among the optimizers tested, IPOPT proves to be the most robust, with its second-order variant consistently outperforming the others in terms of convergence time. Notably, when SNOPT successfully converges, its performance closely approaches that of second-order IPOPT, while also being the most memory-efficient method.

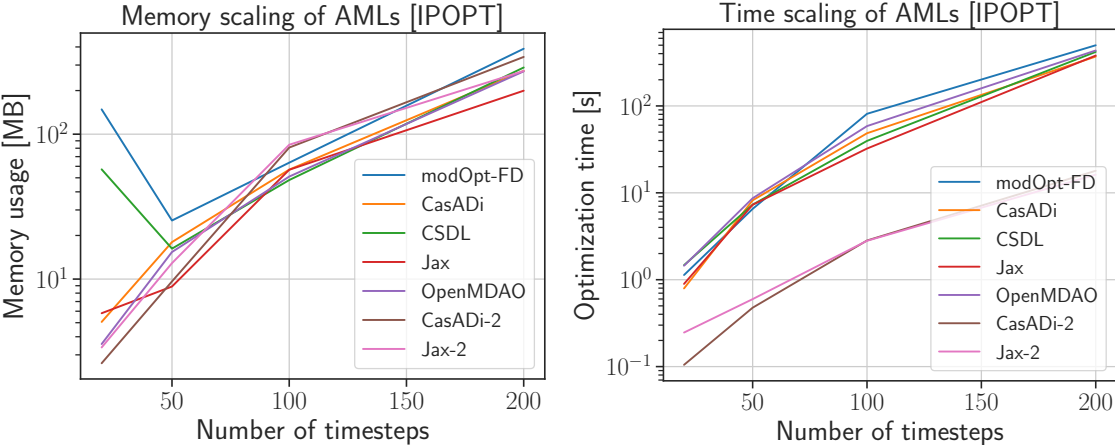


Figure 11: **Memory usage and solve time comparison of various modeling environments using the spacecraft optimal control problem.** The optimizer used is IPOPT.

Figure 11 illustrates the memory and time scaling behavior of modeling frameworks when using IPOPT as the optimizer. We do not observe any significant differences in memory usage across models. However, second-order models that utilize Hessians result in significantly faster optimization—by more than an order of magnitude—compared to first-order models.

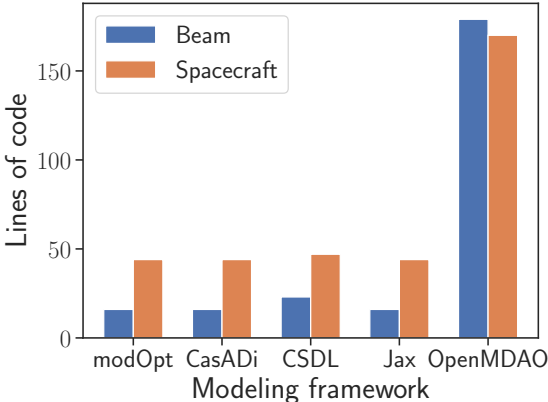


Figure 12: **Comparison of number of lines of code across different modeling frameworks using the beam and spacecraft models.** The count is based on code statements rather than the total number of lines of code to ensure a fair comparison.

To this point, we have focused solely on the performance of various modeling frameworks without considering the effort required to construct the models. Figure 12 illustrates the number of lines of code (LOC) required to develop the models in different frameworks. CasADi, modOpt (using finite difference derivatives), and Jax models require the fewest lines of code, while CSDL necessitates slightly more code than the aforementioned models. A key observation is that OpenMDAO requires approximately 5 to 10 times more code statements compared to other frameworks. This increased code volume in OpenMDAO arises from the need to decompose models into smaller components and provide partial derivatives for these components. Consequently, the additional time and effort required to develop models using OpenMDAO are proportional to the increase in the number of lines of code.

Finally, we conclude this section by summarizing the results from both case studies. Among the modeling languages examined, Jax emerges as the most efficient, demonstrating superior performance in terms of both memory usage and computational time, while also requiring the least effort to model moderately complex problems. Regarding optimizers, consistent with the No Free Lunch (NFL) theorems, no single optimizer emerges as the definitive best across all scenarios. However, several key observations can be made. Second-order methods do not necessarily lead to faster optimization for large and complex models with implicit state variables; in some cases, they may even slow down the process. Conversely, for problems characterized by simple explicit equations involving a large number of variables and constraints, second-order methods have the potential to significantly accelerate optimization, achieving improvements of more than an order of magnitude.

5.4 Benchmarking with CUTEst

In this section, we demonstrate the benchmarking enabled by the CUTEst interface in modOpt by solving a set of 238 unconstrained problems with up to 100 variables from the CUTEst test collection. Figure 13 compares the performance of optimizers using the performance and data profiles generated by modOpt. The distinction between these profiles lies in the interpretation of the horizontal axis. In a performance profile [50], the plot shows the proportion of problems successfully solved by an optimizer within a factor τ of the optimization time required by the best-performing optimizer. In contrast, the horizontal axis in a data profile [51] tracks the performance based on the number of function evaluations, rather than the time required by the solvers, making it particularly useful for benchmarking derivative-free methods or problems where model evaluations are computationally expensive.

We initialize all optimizers with their default parameters. A problem is considered successfully solved if the optimizer converges within an iteration limit of 500. The results obtained largely align with the findings from the coupled Rosenbrock problem discussed earlier.

The profiles indicate that second-order IPOPT is the best-performing optimizer for moderate-sized unconstrained problems. Despite being first-order methods, both L-BFGS-B and PySLSQP closely follows second-order IPOPT in both performance and data profiles. Notably, both second-order IPOPT and trust-constr significantly outperform their first-order counterparts, suggesting that higher-order derivative information is critical for efficient optimization, even for moderate-sized problems.

Among the optimizers tested, first-order IPOPT exhibits the lowest success rate, followed by first-order trust-constr. This suggests that when only first derivatives are available, Sequential Quadratic Programming (SQP) methods tend to have a higher likelihood of successful optimization

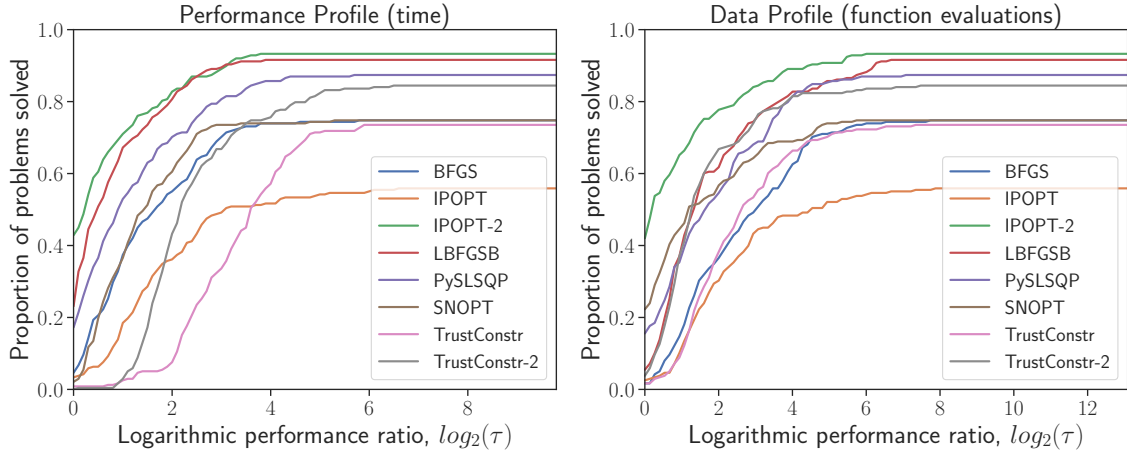


Figure 13: **Performance and data profiles of various optimizers on unconstrained CUTEst test problems.** The performance profiles are based on time in seconds, and the data profiles consider only objective function evaluations. The x-axes of the profiles are log-scaled with base 2.

compared to interior point (IP) methods. Interestingly, SNOPT and the basic BFGS method using inverse updates show comparable performance for the set of unconstrained problems considered.

It is important to note that these trends may shift for larger-scale problems. While methods such as PySLSQP and BFGS perform well for small- to medium-sized problems, they are known to scale poorly when the number of variables exceeds a few hundred. As a result, alternative methods may become more favorable for high-dimensional problems.

6 CONCLUSION

We introduced modOpt, a modular optimization algorithm development framework designed to support new developers and students in incrementally building or modifying optimization algorithms. modOpt enables users to assemble optimization algorithms from self-contained modules. It is a transparent and flexible platform based on Python and is available open-source on GitHub with documentation.

modOpt’s versatility makes it valuable not only for educational purposes but also for advanced developers and practitioners in optimization. The framework’s built-in interfaces to well-established optimization algorithms such as SNOPT and IPOPT, along with interfaces to the most modern modeling languages like CSDL and Jax, and access to the CUTEst test-suite, provide users with a robust environment for testing and benchmarking new algorithms.

This paper delved into the software architecture of modOpt, discussed the theory behind the algorithms it supports, and demonstrated its usage and capabilities. We also presented several numerical studies showcasing the unique benefits of modOpt. While the primary focus of the paper was on nonlinear programming problems, modOpt is designed to integrate algorithms for a broader range of optimization problem classes.

Potential directions for future development of modOpt include support for parallel function evaluations, particularly for finite-difference derivative computation and population-based optimizers, the integration of additional modules such as linear system solvers and limited-memory Hessian

approximations, and the expansion of the benchmark suite to cover recent optimization applications such as those in machine learning, and large-scale and multidisciplinary design optimization.

ACKNOWLEDGMENTS

This material is based upon work supported by the National Science Foundation under Grant No. 1917142 and by NASA under award No. 80NSSC23M0217.

DECLARATIONS

Conflict of interest

On behalf of all authors, the corresponding author states that there is no conflict of interest.

Replication of results

modOpt is hosted as an open-source project on GitHub at <https://github.com/lsdolab/modopt>. All numerical studies and benchmarks presented in this paper are available in the `examples/` directory of the GitHub repository. Comprehensive documentation, including installation instructions, usage guidelines, and API references, is hosted at <https://modopt.readthedocs.io/>.

REFERENCES

- [1] David H Wolpert and William G Macready. No free lunch theorems for optimization. *IEEE transactions on evolutionary computation*, 1(1):67–82, 1997. doi:10.1109/4235.585893.
- [2] Yu-Chi Ho and David L Pepyne. Simple explanation of the no-free-lunch theorem and its implications. *Journal of optimization theory and applications*, 115:549–570, 2002. doi:10.1023/A:1021251113462.
- [3] Justin S Gray, John T Hwang, Joaquim RRA Martins, Kenneth T Moore, and Bret A Naylor. OpenMDAO: An open-source framework for multidisciplinary design, analysis, and optimization. *Structural and Multidisciplinary Optimization*, 59(4):1075–1104, 2019. doi:10.1007/s00158-019-02211-z.
- [4] Jason Kao, John Hwang, Joaquim RRA Martins, Justin S Gray, and Kenneth T Moore. A modular adjoint approach to aircraft mission analysis and optimization. In *56th AIAA/ASCE/AHS/ASC Structures, Structural Dynamics, and Materials Conference*, page 0136, 2015. doi:10.2514/6.2015-0136.
- [5] Tristan A Hearn, Eric Hendricks, Jeffrey Chin, and Justin S Gray. Optimization of turbine engine cycle analysis with analytic derivatives. In *17th AIAA/ISSMO Multidisciplinary Analysis and Optimization Conference*, page 4297, 2016. doi:10.2514/6.2016-4297.
- [6] John Hwang, Dae Young Lee, James Cutler, and Joaquim Martins. Large-scale MDO of a small satellite using a novel framework for the solution of coupled systems and their derivatives. In *54th AIAA/ASME/ASCE/AHS/ASC Structures, Structural Dynamics, and Materials Conference*, 2013. doi:10.2514/6.2013-1599.
- [7] Andrew Ning and K Dykes. Understanding the benefits and limitations of increasing maximum rotor tip speed for utility-scale wind turbines. In *Journal of physics: conference series*, volume 524, page 012087. IOP Publishing, 2014. doi:10.1088/1742-6596/524/1/012087.

- [8] Philip E Gill, Michael A Saunders, and Elizabeth Wong. On the performance of SQP methods for nonlinear optimization. In *Modeling and Optimization: Theory and Applications: MOPTA, Bethlehem, PA, USA, August 2014 Selected Contributions*, pages 95–123. Springer, 2015. doi:10.1007/978-3-319-23699-5_5.
- [9] Joel A E Andersson, Joris Gillis, Greg Horn, James B Rawlings, and Moritz Diehl. CasADi – A software framework for nonlinear optimization and optimal control. *Mathematical Programming Computation*, 11(1):1–36, 2019. doi:10.1007/s12532-018-0139-4.
- [10] James Bradbury, Roy Frostig, Peter Hawkins, Matthew James Johnson, Chris Leary, Dougal Maclaurin, George Necula, Adam Paszke, Jake VanderPlas, Skye Wanderman-Milne, and Qiao Zhang. JAX: composable transformations of Python+NumPy programs, 2018. URL <http://github.com/google/jax>.
- [11] Victor Gandarillas, Anugrah Jo Joshy, Mark Z Sperry, Alexander K Ivanov, and John T Hwang. A graph-based methodology for constructing computational models that automates adjoint-based sensitivity analysis. *Structural and Multidisciplinary Optimization*, 67(5):76, 2024. doi:10.1007/s00158-024-03792-0.
- [12] Nicholas IM Gould, Dominique Orban, and Philippe L Toint. CUTEst: a constrained and unconstrained testing environment with safe threads for mathematical optimization. *Computational Optimization and Applications*, 60(3):545–557, 2015. doi:10.1007/s10589-014-9687-3.
- [13] Robert Fourer, David M Gay, and Brian W Kernighan. *AMPL. A modeling language for mathematical programming*. Thomson, 2003.
- [14] Richard E. Rosenthal. GAMS – A User’s Guide. 2004. URL <https://api.semanticscholar.org/CorpusID:24434537>.
- [15] William E Hart, Jean-Paul Watson, and David L Woodruff. Pyomo: modeling and solving mathematical programs in Python. *Mathematical Programming Computation*, 3:219–260, 2011. doi:10.1007/s12532-011-0026-8.
- [16] Iain Dunning, Joey Huchette, and Miles Lubin. JuMP: A modeling language for mathematical optimization. *SIAM review*, 59(2):295–320, 2017. doi:10.1137/15M1020575.
- [17] Darshan Sarojini, Marius L Ruh, Anugrah Jo Joshy, Jiayao Yan, Alexander K Ivanov, Luca Scatzniovsky, Andrew H Fletcher, Nicholas C Orndorff, Mark Sperry, Victor E Gandarillas, et al. Large-Scale Multidisciplinary Design Optimization of an eVTOL Aircraft using Comprehensive Analysis. In *AIAA SCITECH 2023 Forum*, page 0146, 2023. doi:10.2514/6.2023-0146.
- [18] Marius L Ruh, Andrew Fletcher, Darshan Sarojini, Mark Sperry, Jiayao Yan, Luca Scatzniovsky, Sebastiaan P van Schie, Michael Warner, Nicholas C Orndorff, Ru Xiang, et al. Large-scale multidisciplinary design optimization of a NASA air taxi concept using a comprehensive physics-based system model. In *AIAA SCITECH 2024 Forum*, page 0771, 2024. doi:10.2514/6.2024-0771.
- [19] Dieter Kraft. A software package for sequential quadratic programming. *Forschungsbericht-Deutsche Forschungs- und Versuchsanstalt fur Luft- und Raumfahrt*, 1988.

- [20] Philip E Gill, Walter Murray, and Michael A Saunders. SNOPT: An SQP algorithm for large-scale constrained optimization. *SIAM review*, 47(1):99–131, 2005. doi:10.1137/S0036144504446096.
- [21] Andreas Wächter and Lorenz T Biegler. On the implementation of an interior-point filter line-search algorithm for large-scale nonlinear programming. *Mathematical programming*, 106: 25–57, 2006. doi:10.1007/s10107-004-0559-y.
- [22] Robert J Vanderbei and David F Shanno. An interior-point algorithm for nonconvex nonlinear programming. *Computational Optimization and Applications*, 13:231–252, 1999. doi:10.1023/A:1008677427361.
- [23] Richard H Byrd, Mary E Hribar, and Jorge Nocedal. An interior point algorithm for large-scale nonlinear programming. *SIAM Journal on Optimization*, 9(4):877–900, 1999. doi:10.1137/S1052623497325107.
- [24] Ting Wei Chin, Mark K. Leader, and Graeme J. Kennedy. A scalable framework for large-scale 3D multimaterial topology optimization with octree-based mesh adaptation. *Advances in Engineering Software*, 135, 2019. doi:10.1016/j.advengsoft.2019.05.004.
- [25] James Kennedy and Russell Eberhart. Particle swarm optimization. In *Proceedings of ICNN'95-international conference on neural networks*, volume 4, pages 1942–1948. IEEE, 1995. doi:10.1109/ICNN.1995.488968.
- [26] David E Goldberg. *Genetic algorithms*. Pearson Education India, 2013.
- [27] Scott Kirkpatrick, C Daniel Gelatt Jr, and Mario P Vecchi. Optimization by simulated annealing. *science*, 220(4598):671–680, 1983. doi:10.1126/science.220.4598.671.
- [28] Pauli Virtanen, Ralf Gommers, Travis E Oliphant, Matt Haberland, Tyler Reddy, David Cournapeau, Evgeni Burovski, Pearu Peterson, Warren Weckesser, Jonathan Bright, et al. SciPy 1.0: fundamental algorithms for scientific computing in Python. *Nature methods*, 17(3): 261–272, 2020. doi:10.1038/s41592-019-0686-2.
- [29] Ruben E Perez, Peter W Jansen, and Joaquim RRA Martins. pyOpt: a Python-based object-oriented framework for nonlinear constrained optimization. *Structural and Multidisciplinary Optimization*, 45:101–118, 2012. doi:10.1007/s00158-011-0666-3.
- [30] Neil Wu, Gaetan Kenway, Charles A Mader, John Jasa, and Joaquim RRA Martins. pyOptSparse: A Python framework for large-scale constrained nonlinear optimization of sparse systems. *Journal of Open Source Software*, 5(54):2564, 2020. doi:10.21105/joss.02564.
- [31] Martin Andersen, Joachim Dahl, and Lieven Vandenbergh. CVXOPT: Convex Optimization. Astrophysics Source Code Library, record ascl:2008.017, August 2020.
- [32] Stéphane Caron, Daniel Arnström, Suraj Bonagiri, Antoine Dechaume, Nikolai Flowers, Adam Heins, Takuma Ishikawa, Dustin Kenefake, Giacomo Mazzamuto, Donato Meoli, Brendan O’Donoghue, Adam A. Oppenheimer, Abhishek Pandala, Juan José Quiroz Omaña, Nikitas

- Rontsis, Paarth Shah, Samuel St-Jean, Nicola Vitucci, Soeren Wolfers, Fengyu Yang, @bdelhaisse, @MeindertHH, @rimaddo, @urob, @shaoanlu, and Ahmed Khalil. qpsolvers: Quadratic Programming Solvers in Python, 2024. URL <https://github.com/qpsolvers/qpsolvers>.
- [33] Jorge J Moré, Burton S Garbow, and Kenneth E Hillstom. User guide for MINPACK-1.[In FORTRAN]. Technical report, Argonne National Lab.(ANL), Argonne, IL (United States), 1980.
- [34] Jaroslav Fowkes, Lindon Roberts, and Árpád Bűrmen. PyCUTEst: an open source Python package of optimization test problems. *Journal of Open Source Software*, 7(78):4377, 2022. doi:10.21105/joss.04377.
- [35] Joaquim RRA Martins and Andrew Ning. *Engineering design optimization*. Cambridge University Press, 2021. doi:10.1017/9781108980647.
- [36] Jorge Nocedal and Stephen J Wright. *Numerical optimization*. Springer, 1999. doi:10.1007/978-0-387-40065-5.
- [37] John A Nelder and Roger Mead. A simplex method for function minimization. *The computer journal*, 7(4):308–313, 1965. doi:10.1093/comjnl/7.4.308.
- [38] Klaus Schittkowski. The nonlinear programming method of Wilson, Han, and Powell with an augmented Lagrangian type line search function: Part 2: An efficient implementation with linear least squares subproblems. *Numerische Mathematik*, 38:115–127, 1982. doi:10.1007/BF01395811.
- [39] Charles L Lawson and Richard J Hanson. *Solving least squares problems*. SIAM, 1995. doi:10.1137/1.9781611971217.
- [40] Anugrah Jo Joshy and John T Hwang. PySLSQP: A transparent Python package for the SLSQP optimization algorithm modernized with utilities for visualization and post-processing. *arXiv preprint arXiv:2408.13420*, 2024. doi:10.48550/arXiv.2408.13420.
- [41] Marucha Lalee, Jorge Nocedal, and Todd Plantenga. On the implementation of an algorithm for large-scale equality constrained optimization. *SIAM Journal on Optimization*, 8(3):682–706, 1998. doi:10.1137/S1052623493262993.
- [42] Andrew R. Conn, Nicholas I. M. Gould, and Philippe L. Toint. *Trust region methods*. SIAM, 2000. ISBN 0898714605. doi:10.1137/1.9780898719857.
- [43] Richard H Byrd, Peihuang Lu, Jorge Nocedal, and Ciyou Zhu. A limited memory algorithm for bound constrained optimization. *SIAM Journal on scientific computing*, 16(5):1190–1208, 1995. doi:10.1137/0916069.
- [44] Richard H Byrd, Jorge Nocedal, and Robert B Schnabel. Representations of quasi-Newton matrices and their use in limited memory methods. *Mathematical Programming*, 63(1):129–156, 1994. doi:10.1007/BF01582063.
- [45] Ciyou Zhu, Richard H Byrd, Peihuang Lu, and Jorge Nocedal. Algorithm 778: L-BFGS-B: Fortran subroutines for large-scale bound-constrained optimization. *ACM Transactions on mathematical software (TOMS)*, 23(4):550–560, 1997. doi:10.1145/279232.279236.

- [46] Fuchang Gao and Lixing Han. Implementing the Nelder-Mead simplex algorithm with adaptive parameters. *Computational Optimization and Applications*, 51(1):259–277, 2012. doi:10.1007/s10589-010-9329-3.
- [47] Michael JD Powell. *A Direct Search Optimization Method That Models the Objective and Constraint Functions by Linear Interpolation*, pages 51–67. Springer Netherlands, 1994. ISBN 978-94-015-8330-5. doi:10.1007/978-94-015-8330-5_4.
- [48] T. M. Ragonneau. *Model-Based Derivative-Free Optimization Methods and Software*. PhD thesis, Department of Applied Mathematics, The Hong Kong Polytechnic University, Hong Kong, China, 2022. URL <https://theses.lib.polyu.edu.hk/handle/200/12294>.
- [49] Michael JD Powell. Least Frobenius norm updating of quadratic models that satisfy interpolation conditions. *Mathematical Programming*, 100:183–215, 2004. doi:10.1007/s10107-003-0490-7.
- [50] Jorge J Moré and Stefan M Wild. Benchmarking derivative-free optimization algorithms. *SIAM Journal on Optimization*, 20(1):172–191, 2009. doi:10.1137/080724083.
- [51] Elizabeth D Dolan and Jorge J Moré. Benchmarking optimization software with performance profiles. *Mathematical programming*, 91:201–213, 2002. doi:10.1007/s101070100263.