

# Comprehensive Modeling $1/f$ Noises in TRNGs with Fractional Brownian Motion

Maciej Skorski

University of Cantabria / Hubert Curien Laboratory

**Abstract.** Building upon the foundational work of atomic clock physicists Barnes and Allan, this paper presents a highly scalable and numerically exact framework for modeling  $1/f$  noise in oscillatory True Random Number Generators (TRNGs) and assessing their cryptographic security. By employing Fractional Brownian Motion, the framework constructs Gaussian non-stationary processes that represent these noise spectra accurately and in a mathematically sound way. Furthermore, it establishes several critical properties, including optimal bounds on the achievable generation rate of cryptographically secure bits.

**Keywords:** Random number generation ·  $1/f$  noise · cryptographic security · Fractional Brownian Motion

## 1 Introduction

State-of-the-art random number generators leverage physical phenomena [SK14] such as noise in electronic circuits [BLMT11]. However, modeling such noises is challenging due to the complex nature of low-frequency noise with  $1/f^\alpha$  spectral law. Recent studies have made significant progress by introducing simulation and Monte Carlo inference frameworks [PV24, BCF<sup>+</sup>24]. Nevertheless, the fundamental challenge remains: the development of a rigorous mathematical foundation, including a formal spectral law for non-stationary  $1/f$  noise, and the creation of highly efficient numerical inference methods.

This work revisits the established flicker noise model introduced by atomic clock physicists Barnes and Allan [BA66, Bar71, BJTA82], proposing to model all  $1/f^\alpha$  noises with  $-1 \leq \alpha \leq 0$  (encompassing flicker and thermal noise) using Fractional Brownian Motion as defined through Riemann-Liouville fractional integration [SL95]. The spectral power law is further justified using the concept of the time-varying Wigner-Ville spectrum. Unlike previous works [PV24, BCF<sup>+</sup>24], this study achieves numerically exact results with a highly scalable computation method.

Throughout the remainder of this paper, we analyze a noisy oscillator characterised by its stochastically-perturbed phase:

$$\Phi(t) = \phi_0 + 2\pi f_0 t + \xi(t), \quad (1)$$

where the phase excess  $\xi(t)$  is modelled as a stochastic (Gaussian) process. Bits are sampled using a  $2\pi$ -periodic square wave, which may have an imperfect duty cycle:

$$b(t) = \mathbb{I}\{(1 - \alpha)\pi < \Phi(t) < (1 + \alpha)\pi\}. \quad (2)$$

The frequency,  $f(t)$ , is defined as the derivative of the phase:

$$f(t) = \frac{\partial \Phi}{\partial t}. \quad (3)$$

The relative frequency deviation,  $Y(t)$ , is expressed as [HAB81]:

$$Y(t) = \frac{\frac{d\Phi(t)}{dt} - 2\pi f_0}{2\pi f_0} = \frac{\frac{\partial \xi(t)}{\partial t}}{2\pi f_0}. \quad (4)$$

This deviation follows the empirically verified power spectral density [HAB81]:

$$S_Y(f) = \sum_{\alpha} h_{\alpha} f^{\alpha}, \quad (5)$$

where  $h_{\alpha}$  are constants dependent on the hardware. For flicker frequency modulation (flicker-FM),  $\alpha = -1$ , while for the thermal noise component,  $\alpha = 0$ . In practical scenarios, we typically consider  $\alpha \in \{-1, 0\}$ .

The goal of this paper is to present a comprehensive and rigorous model for the phase  $\Phi(t)$ , including justification of its spectral properties, find a link to hardware-dependent constants  $h_{\alpha}$ , establish security guarantees on the entropy rate of generated bits  $b(t)$ .

## 2 Preliminaries

**Definition 1** (Riemann-Liouville Fractional Brownian Motion). The Fractional Brownian Motion is defined as

$$L_H(t) = \frac{1}{\Gamma(H + 1/2)} \int_0^t (t - u)^{H-1/2} dB_u, \quad (6)$$

where  $B_u$  is the standard Brownian motion.

In our model, the flicker frequency modulation will correspond to  $H = 1$  and white noise to  $H = \frac{1}{2}$ , because of the matching spectral properties (as shall be demonstrated later). Note that there are alternative ways of defining the fractional Brownian Motions, particularly due to Mandelbrot-Van Ness [MVN68], but as opposed to the Riemann-Liouville variant, their spectral laws don't account for the important 1/f flicker noise [SL95].

**Definition 2** (Gauss Hypergeometric Function). The hypergeometric function is defined for  $|z| < 1$  by

$${}_2F_1(a, b; c; z) = \sum_{n=0}^{\infty} \frac{(a)_n (b)_n}{(c)_n} \frac{z^n}{n!} = 1 + \frac{ab}{c} \frac{z}{1!} + \frac{a(a+1)b(b+1)}{c(c+1)} \frac{z^2}{2!} + \dots \quad (7)$$

**Definition 3** (Gaussian Process). A time-continuous random process  $X(t)$  is Gaussian if and only if  $X(t_1, \dots, t_k)$  is Gaussian for any choice of  $t_1 < t_2 < \dots < t_k$  and  $k = 1, 2, \dots$

A gaussian process is completely determined by its covariance and mean functions. Given the covariance and mean functions, sampling can be done with Cholesky's method [WB24].

**Definition 4** (Schur Complement). Given a block matrix  $M = \begin{bmatrix} A & B \\ C & D \end{bmatrix}$ , the Schur complement of D in M is written  $M \setminus D = A - BD^{-1}C$ .

**Proposition 1** (Conditional Gaussian Distribution [Cot74]). *if  $X, Y$  are jointly gaussian vectors with the covariance matrix  $\Sigma = \begin{bmatrix} \Sigma_X & \Sigma_{XY} \\ \Sigma_{YX} & \Sigma_{YY} \end{bmatrix}$  and means  $\mu_1, \mu_2$  then the conditional distribution  $X|Y = y$  is gaussian with mean  $\mu' = \mu_X + \Sigma_{XY}\Sigma_Y^{-1}(y - \mu_Y)$  and variance  $\Sigma' = \Sigma_X - \Sigma_{XY}\Sigma_Y^{-1}\Sigma_{YX} = \Sigma \setminus \Sigma_Y$ .*

**Corollary 1** (Variance of Conditional Gaussian by Schur Completion). *The variance  $\Sigma'$  of the conditional distribution  $X_1|X_2$  of jointly gaussian distributions can be expressed as  $\Sigma' = \Sigma_X \setminus \Sigma_Y$ .*

Wigner-Ville transform is known to be a very powerful tool for signal processing in the time frequency plane [MF85]. It allows us to correctly extend the spectrum to non-stationary processes (alternatively, one can use instantenous spectra [Pri67]).

**Definition 5** (Wigner-Ville Spectrum). For a stochastic process  $X(t)$  with covariance function  $C_X$  we define

$$W_X(t, \omega) = \int_{-\infty}^{\infty} C_X\left(t + \frac{\tau}{2}, t - \frac{\tau}{2}\right) e^{-i\omega\tau} d\tau, \quad (8)$$

which reduces to the standard notion of spectrum (Einstein-Wiener-Khinchin Theorem) when  $X(t)$  is (wide-sense) stationary.

**Example 1.** For the Brownian Motion one obtains  $W_X(t, f) = 2 \sin^2(t\omega)/\omega^2$  where  $\omega = 2\pi f$  is the angular frequency.

To derive closed-form entropy formulas, we will need the machinery of elliptic functions, with popular definitions see [DLMF, (20.2.3)]

**Definition 6** (Elliptic Functions). The third elliptic theta function is defined as

$$\vartheta(z|\tau) = \sum_{n=-\infty}^{\infty} \exp(i\pi n^2\tau + 2inz) \quad (9)$$

or with parametrization  $q = e^{i\pi\tau}$ :

$$\vartheta(z, q) = 1 + 2 \sum_{n=1}^{\infty} q^{n^2} \cos(2nz) = \vartheta(z|q). \quad (10)$$

For completeness, we recall the definition of min-entropy which will be used to evaluate security of output bits.

**Definition 7** (Min-Entropy). The conditional min-entropy of  $X$  given  $Y$  is defined as  $\mathbf{H}_{\infty}(X|Y) = \min_{x,y} 1/\log \mathbf{P}\{X = x|Y = y\}$ .

### 3 Results

We assume that the phase excess is a Gaussian process described by a combination of fractional Brownian Motions. Namely,

$$\xi(t) \sim \sum_H c_H L_H(t), \quad (11)$$

for the appropriate choice of  $H$ . The phase  $\Phi(t)$  has the same covariance matrix, but a linearly growing mean.

### 3.1 Covariance Characterization of fBMs

We first establish basic properties of fractional Brownian Motions.

**Theorem 1** (Hypergeometric Formulas for Covariance of fBMs). *For any  $H > 0$  we have*

$$\mathbf{Cov}[L_H(t), L_H(t + \tau)] = \frac{2t^{H+\frac{1}{2}}(t + \tau)^{H-\frac{1}{2}} {}_2F_1\left(1, \frac{1}{2} - H; H + \frac{3}{2}; \frac{t}{t + \tau}\right)}{\Gamma(H + 1/2)^2(2H + 1)}. \quad (12)$$

In particular, for  $H = 1$  (flicker noise)

$$K_f(t, t + \tau) \triangleq \mathbf{Cov}[L_0(t), L_0(t + \tau)] = \frac{1}{\pi} \left( \sqrt{t}\sqrt{t + \tau}(2t + \tau) - \tau^2 \tanh^{-1}\left(\frac{\sqrt{t}}{\sqrt{t + \tau}}\right) \right), \quad (13)$$

and for  $H = 1/2$  (white noise)

$$K_w(t, t + \tau) \triangleq \mathbf{Cov}[L_1(t), L_1(t + \tau)] = t. \quad (14)$$

This family has good stochastic properties, in particular it is semistable for all  $H > 0$  and self-affine with the scaling exponent  $H$ . Naming the kernels by "flicker" and "white" will be justified in the next section, by establishing their spectral properties. Figure 1 below shows samples from fractional Brownian Motions.

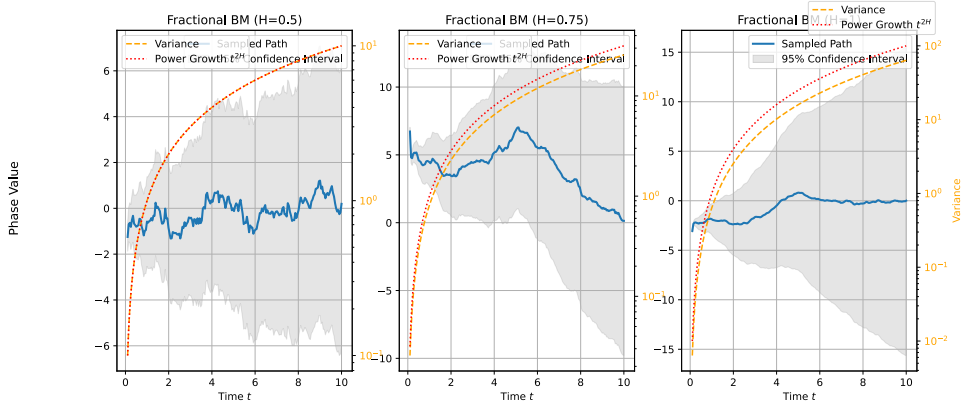


Figure 1: Samples of the Fractional Brownian Motion  $L_H(t)$  for various values of  $H$ .

**Corollary 2** (Self-affinity). *For any  $a > 0$  we have  $L_H(t) \stackrel{d}{=} a^{-H} L_H(at)$ .*

**Corollary 3** (Variances). *The variances equal  $\mathbf{Cov}[L_H(t), L_H(t)] = Ct^{2H}$  with some constant  $C$ . For the flicker and white noise case, we have exact formulas  $K_f(t, t) = \frac{2}{\pi} \cdot t^2$  and  $K_w(t, t + \tau) = t$  respectively.*

The result below approximates a flicker covariance when the lag is much smaller than the evaluation time (that is,  $\tau \ll t$ ).

**Corollary 4** (Reparametrization of Flicker Covariance). *We have*

$$K_f(t, t + \rho t) = \frac{1}{\pi} t^2 \left( \sqrt{\rho + 1}(\rho + 2) - \rho^2 \tanh^{-1}\left(\frac{1}{\sqrt{\rho + 1}}\right) \right)$$

In particular, for small  $\rho$  we get

$$K_f(t, t + \rho t) \approx \frac{2t^2}{\pi} \cdot (1 + \rho + O(\rho^2 \log(1/\rho))).$$

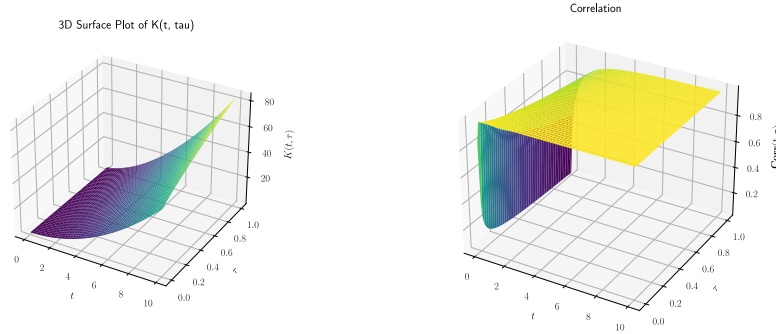


Figure 2: Covariance and Correlation of the Flicker Kernel

### 3.2 Spectral Properties of Phase

We start by establishing the desired spectral properties of  $f$ -noises. To properly handle non-stationarity, we use time-varying spectrum [Fla89, SL95].

**Proposition 2** (Spectrum of Fractional Brownian Motion [SL95]). *For  $t\omega \gg 1$ ,*

$$S_{L_H} \approx \omega^{-2H-1} \quad (15)$$

where  $\omega = 2\pi f$  is the angular frequency and  $S$  is understood as the time-averaged Wigner-Ville spectrum.

Note that the above result justifies the choice  $H = 1/2$  and  $H = 1$  for modelling white and flicker frequency modulations. Now, by Equation (4) and properties of the Fourier transform we obtain

$$S_\xi \approx (f_0/f)^2 S_Y = (f_0/f)^2 \sum_{\alpha} h_{\alpha} f^{\alpha}. \quad (16)$$

Recall that  $\xi \sim \sum_H c_H L_H(t)$  (as assumed in Equation (11)). By comparing the spectrum using Proposition 2, we conclude that  $c_H = (2\pi)^{2H+1} f_0^2 f^{\alpha-2}$  and  $\alpha = 1 - 2H$ . Limiting out attention to  $\alpha \in \{-1, 0\}$ , we obtain the following important result

**Corollary 5** (Phase Kernel with Noise-Level Constants). *The phase excess (11) is a gaussian process with explicit form given by*

$$\xi(t) = \sqrt{(2\pi)^3 f_0^2 h_{-1}} L_1(t) + \sqrt{(2\pi)^2 f_0^2 h_0} L_{1/2}(t) \quad (17)$$

Furthermore, the phase is a gaussian process with covariance

$$K_{\Phi} = (2\pi)^3 f_0^2 h_{-1} K_f + (2\pi)^2 f_0^2 h_0 K_w. \quad (18)$$

This establishes the promised link of our model to hardware-dependent constants determining noise levels.

### 3.3 Periodic Gaussian Distribution

While we model the absolute phase excess, whereas sampling is done through a periodic square-wave. To transfer the probability calculations to the bit space, we establish an auxiliary result of independent interest that gives an exact density for a periodically wrapped Gaussian distribution.

**Theorem 2.** Suppose that  $X \sim \text{Norm}(\mu, \sigma^2)$ . Then  $Y = X \bmod 1$  have the density

$$f_{X \bmod 1}(x) = \vartheta_3 \left( \pi (\mu - x) \mid e^{-2\pi^2 \sigma^2} \right) dx, \quad (19)$$

and  $Y = X \bmod 2\pi$  has the density

$$f_{X \bmod 2\pi}(x) = (2\pi)^{-1} \vartheta_3 \left( \frac{\mu - x}{2} \mid e^{-\frac{\sigma^2}{2}} \right) dx, \quad (20)$$

where  $\vartheta_3$  denotes the third Jacobi elliptic theta function.

*Remark 1.* The expression provides a very quickly convergent series. Numerical evaluation is easy with modern mathematical software.

This result is interesting on its own, but will apply it to establish the security of bits sampled through observing low and high positions of any gaussian phase

### 3.4 Conditional Bias and Min-Entropy of Sampled Bits

**Theorem 3.** Suppose that the oscillator phase follows a Gaussian process with the mean function  $\mu(t) = \phi_0 + \mu t$  and is measured at times  $t_k$  for  $k = 1 \dots n$ . Let

$$\sigma^2 = \mathbf{Var}[\Phi(t_n) \mid (\Phi_{t_k})_{k < n}].$$

be the leftover variance, given the history of the previous phase values  $\Phi_{\leq n-1} = (\Phi_{t_k})_{k < n}$ . Let  $\alpha$  be the duty cycle. Then

$$\min_{\Phi_{\leq n-1}} \mathbf{bias}(b(t_n) \mid \Phi_{\leq n-1}) = -\frac{1}{2} + (2\pi)^{-1} \int_{\pi(1-\alpha)}^{\pi(1+\alpha)} \vartheta_3 \left( \frac{x}{2} \mid e^{-\frac{\sigma^2}{2}} \right) dx \quad (21)$$

**Corollary 6** (Output Conditional Min-Entropy). *The conditional min-entropy of generated bits, under the security model where an attacker can know the previous phase locations, equals*

$$\mathbf{H}_\infty(b(t_n) \mid \Phi_{\leq n-1}) = \log_2 \left| \frac{1}{2} - (2\pi)^{-1} \int_{\pi(1-\alpha)}^{\pi(1+\alpha)} \vartheta_3 \left( \frac{x}{2} \mid e^{-\frac{\sigma^2}{2}} \right) \right|, \quad (22)$$

where the left-over variance  $\sigma^2$  is evaluated using Schur complement:

$$\sigma^2 = \mathbf{Var}[\Phi_n] \setminus \mathbf{Cov}[\Phi_{\leq n-1}] \quad (23)$$

Notice that the growth of min-entropy is unimodal when the duty cycle is imbalanced; it increases up to 1.0 and then decreases, stabilizing at a lower value. This observation underscores the necessity for precise numerical analysis of the model, especially in the context of future post-processing.

### 3.5 Exact Results for Flicker Noises

Suppose that bits are sampled at times  $t_k = k\tau$ . Consider the leftover variance:

$$\sigma_k^2 = \mathbf{Var}[\Phi_k] \setminus \mathbf{Cov}[\Phi_{\leq k-1}].$$

Below we observe that the leftover variance remains bounded, which will ensure enough entropy, through large enough variance, for security of the sampled bits.

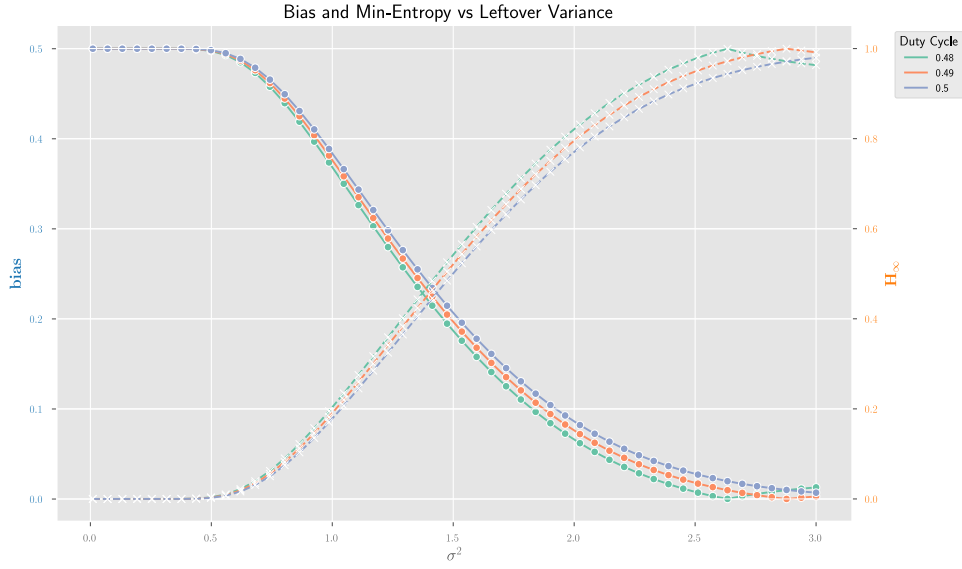


Figure 3: Relation of conditional bias and min-entropy to leftover variance.

**Corollary 7** (Bounded Leakage Property of Flicker Phase Noise). *For any Gaussian phase process  $\Phi$  with flicker covariance  $K_\Phi = C \cdot K_f$ , the leftover variance increases and obeys the bound*

$$\sigma_k^2 \geq \frac{3C}{4} \tau^2 \quad (24)$$

for  $k = 1, \dots, n$ .

This property is validated by first scaling to  $C = 1$  and using the self-affine property from [Corollary 2](#) to reduce to the scaled process with  $t_k = k$ , and then confirmed numerically by analyzing matrices  $K_f(i, j)$  for integer  $i, j$ . The results are illustrated in [Figure 4](#), where for illustration we also study the "backward variance"  $\sigma_k^2 = \text{Var}[\Phi_n] \setminus \text{Cov}[\Phi_{n-k \dots n-1}]$ .

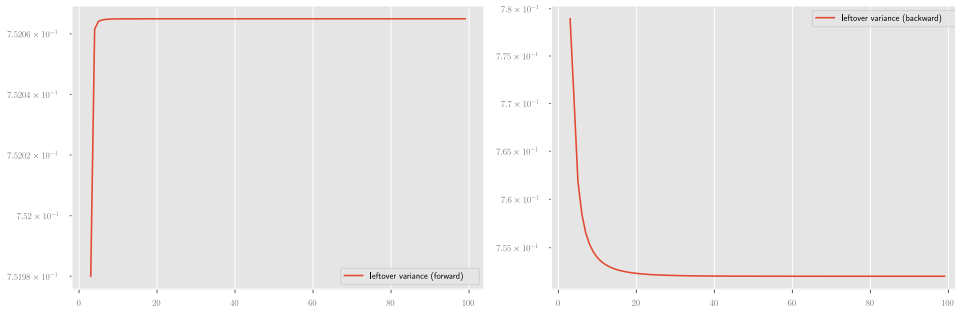


Figure 4: Leftover variance remains bounded for flicker noise.

With the leakage under control, we are ready to conclude the formulas for the bandwidth

**Corollary 8** (Sampling Rate under Flicker Noise). *The sampling window  $\tau$  should satisfy*

$$f_0^2 h_{-1} \tau^2 \gtrsim 1, \quad (25)$$

equivalently the bit rate should be at most

$$\frac{1}{\tau} \lesssim \sqrt{f_0^2 h_{-1}}, \quad (26)$$

where the exact constant depends on the targeted security level.

*Remark 2.* This result is optimal and somewhat pessimistic - flicker noise accumulates quicker than thermal noise, but also leaks significantly. With typical hardware constants one can improve upon the rate offered by the thermal noise, albeit not by many orders of magnitude.

**Example 2.** Suppose that  $f_0 = 50\text{MHz}$  and  $h_{-1} = 10^{-10}$ . With [Corollary 6](#), [Corollary 7](#), and [Corollary 5](#) we find that for min-entropy of at least 0.99 we need  $\tau \geq 2 \cdot 10^{-4}$ , giving the sampling rate of  $5 \cdot 10^3\text{bps}$ .

### 3.6 Measuring Flicker Noise through Allan Variance

For a signal  $Y(y)$ , one defines the Allan variance with lag  $\tau$  as

$$\Delta_\tau^2 Y(t) = Y_{t+2\tau} - Y_{t+\tau} - (Y_{t+\tau} - Y_t). \quad (27)$$

The following result connects the Allan variance to the noise level, effectively giving a way of measuring hardware-dependent constants in the stochastic model.

**Proposition 3.** *The Allan variance of any process  $Y$  with covariance function  $K$  equals*

$$\begin{aligned} \mathbf{E} (\Delta_\tau^2 Y(t))^2 &= K(t)^2 + K(t+2\tau)^2 + 4K(t+\tau)^2 \\ &\quad - 2K(t, t+\tau) - 2K(t+\tau, t+2\tau) + K(t, t+2\tau) \end{aligned} \quad (28)$$

Using [Proposition 3](#) we now derive an important characterization of the Allan variance in terms of noise-level constants. Estimating the Allan variance and inverting this relation will allow us to recover the hardware constant  $h_{-1}$ .

**Theorem 4** (Allan Variance of Flicker Phase Fluctuations). *Suppose that  $\Phi(t)$  follows a gaussian process with the flicker covariance matrix  $C \cdot K_f$ . Then*

$$\mathbf{E} (\Delta_\tau^2 \Phi(t))^2 = C \cdot \frac{4 \ln 2}{\pi} \tau^2 \cdot \left( 1 - \frac{\tau^2}{8\pi t^2} + O((\tau/t)^3) \right), \quad (29)$$

for  $\tau/t = O(1)$ .

By combining this with [Corollary 5](#), we obtain the following important result that allows to retrieve the flicker constant from estimated Allan variance:

**Corollary 9** (Flicker Constant from Allan Variance). *We have*

$$h_{-1} \approx \sqrt{\frac{\mathbf{E} (\Delta_\tau^2 \Phi(t))^2}{2^9 \pi^5 \ln 2 \cdot f_0^4 \tau^2}}. \quad (30)$$

## 4 Experimental Evaluation

### 4.1 Hardware Experiment

The setup consists of two ring oscillators with frequencies 51.397 MHz and 52.403 MHz, the first one sampling bits as the low/high state of the second ring.



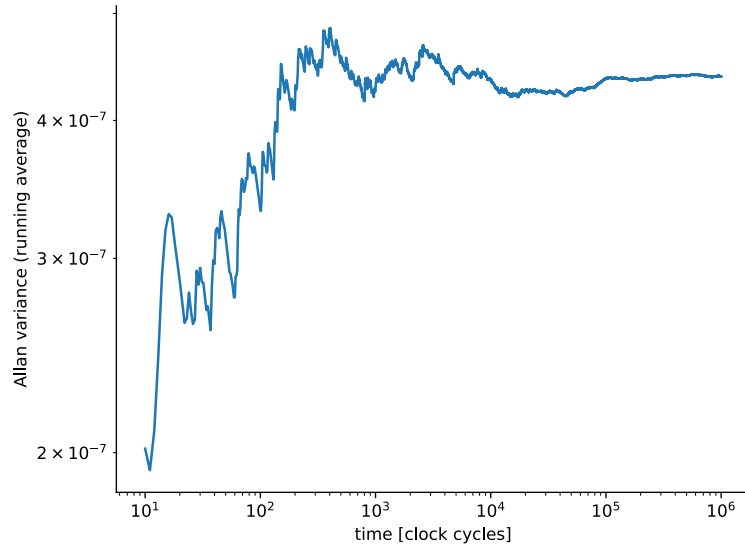


Figure 5: Allan variance averaged over increasing number of clock periods.

Using oscilloscope, about 1M of subsequent phase locations were retrieved. The Allan variance was estimated as the running average over this single long path. The results are shown in Figure 5; note that the running average captures transition from lower levels of Allan variance (thermal noise) to the stable higher level (corresponding to flicker).

By Corollary 9, where  $\tau = 1/f_0 = 1/51.397s$ , we obtained the level of flicker noise

$$h_{-1} \approx 2.26 \cdot 10^{-10},$$

the magnitude aligning with the literature.

It remains to choose an appropriate sampling rate, to achieve enough leftover variance. By Corollary 6, for min-entropy of 0.99 the leftover variance should be at least 3.4. By Corollary 7, and Corollary 5 we finally find that

$$\frac{1}{\tau} \approx 3 \cdot 10^3 \quad (31)$$

is the secure sampling rate. In this experiment, we ignore the smaller contribution from the thermal noise - although it's possible to study the mixture with the discussed framework.

## 4.2 Software Implementation

For computation on gaussian kernels, this paper uses the GPFlow machine-learning library [MvN<sup>+</sup>17]. For instance, the code snippet below shows an implementation of the flicker kernel (up to a constant).

```

1 def K_f(x, y=None):
2     if y is None:
3         y = x.T
4         t = tf.minimum(x, y)
5         tau = tf.maximum(x, y) - t
6         cov = tf.sqrt(t * (t + tau)) * (2 * t + tau) \
7             - tf.square(tau) * tf.atanh(tf.sqrt(t) / tf.sqrt(t + tau +
            ↪ tf.keras.backend.epsilon()))

```

```

8   cov = 0.25 * cov
9   return cov

```

## 5 Proofs

### 5.1 Proof of Theorem 1

It is easy to see that that the autocorrelation function is

$$C_L(t, s) = \frac{1}{\Gamma(H + 1/2)^2} \int_0^{\min\{t, s\}} (|t - u||s - u|)^{H-1/2} du. \quad (32)$$

The first formula follows now by the integral identity for hypergeometric functions; the simpler formula for  $H = 1$  is the consequence of the identity

$${}_2F_1\left(-\frac{1}{2}, 1; \frac{5}{2}; z\right) = \frac{3(\sqrt{z}(z+1) - (z-1)^2 \tanh^{-1}(\sqrt{z}))}{8z^{3/2}}, \quad (33)$$

as well as  $\Gamma(3/2) = \sqrt{\pi}/2$ .

### 5.2 Proof of Theorem 2

We first derive the density  $f(x)$  of  $Y = X \bmod 1$  when  $X$  is centered, i.e.,  $\mu = 0$ . For a fixed  $x$ , we have

$$f(x) = \sum_n \exp\left(-\frac{(x-n)^2}{2\sigma^2}\right).$$

Define  $\tau = \frac{1}{2\pi\sigma^2} \cdot \mathbf{i}$  and  $z = -\frac{x}{2\sigma^2} \cdot \mathbf{i}$ . Using the identity

$$-\frac{(x-n)^2}{2\sigma^2} = \left(-\frac{x^2}{2\sigma^2}\right) + \left(\frac{xn}{\sigma^2}\right) + \left(-\frac{n^2}{2\sigma^2}\right),$$

and the definition of the theta function, we can express this as

$$f(x) = \frac{1}{\sqrt{2\pi\sigma^2}} \exp\left(-\frac{x^2}{2\sigma^2}\right) \vartheta_3(z; \tau).$$

Utilizing the Jacobi identities, specifically

$$\vartheta_3\left(\frac{z}{\tau}; \frac{-1}{\tau}\right) \cdot (-\mathbf{i}\tau)^{-\frac{1}{2}} \exp\left(\frac{-\mathbf{i}z^2}{\pi\tau}\right) = \vartheta_3(z; \tau),$$

we get

$$f(x) = \vartheta_3(-\pi x; 2\pi\sigma^2 \mathbf{i}) = 1 + 2 \sum_{n=1}^{+\infty} e^{-2\pi^2 \sigma^2 n^2} \cos(2\pi n x) = \vartheta_3\left(-\pi x \middle| e^{-2\pi^2 \sigma^2}\right).$$

To generalize to a non-centered distribution with  $\mu \neq 0$ , substitute  $x$  with  $x - \mu$ . To derive the density for  $Y \bmod 2\pi$ , consider  $Y = Y/(2\pi)$ , replacing  $x$  with  $x/(2\pi)$ ,  $\mu$  with  $\mu/(2\pi)$ , and  $\sigma^2$  with  $\sigma^2/(2\pi)^2$ .

### 5.3 Proof of Theorem 3

The conditional distribution is gaussian due to Proposition 1 so Theorem 2 applies. The bias is calculated by integrating the density in Theorem 2 over the interval  $(\pi(1 - \alpha), \pi(1 + \alpha))$ . The density function in terms of Jacobi theta functions exhibits symmetry about the mean  $\mu$  as seen as from the infinite-product representation [DLMF, (20.5.3)]. Consequently, the choice  $\mu = \pi$  maximizes the integral, and  $-x$  can be replaced by  $x$ . It remains to prove that the choice  $\mu = \pi$  is possible; by the formula for the conditional mean in Theorem 2 this holds when  $\Sigma_{XY}\Sigma_{Y^{-1}} \neq 0$  where  $X = \Phi_{t_n}$  and  $Y = \Phi_{t_{n-1}}$ , and is true as the covariance matrix is assumed invertible.

### 5.4 Proof of Theorem 4

This follows by substituting the formula in Theorem 1 into Proposition 3, and the power series expansion.

### 5.5 Discussion of covariance in [PV24]

This note points out a problem with the covariance defined in [PV24]. Namely, it equals

$$4\pi^2 f_n^2 h_f \cdot ts \left( 3 - 2\gamma - 2\ln(2\pi f_t |s - t|) + \frac{t}{s} \ln \left( \frac{|s - t|}{t} \right) + \frac{s}{t} \ln \left( \frac{|s - t|}{s} \right) \right)$$

but this formula has convergence problems when  $s \rightarrow t$ .

## 6 Conclusion

This work presented a comprehensive model for  $1/f$  noises in True Random Number Generators, building upon established works by Barnes and Allan. The improvement upon the state-of-the art is in the scalability, numerical accuracy, and the mathematical generality.

## References

- [BA66] J.A. Barnes and D.W. Allan. A statistical model of flicker noise. *Proceedings of the IEEE*, 54(2):176–178, 1966.
- [Bar71] J A Barnes. Efficient numerical and analog modeling of flicker noise processes. Technical Report NBS TN 604, National Bureau of Standards, Gaithersburg, MD, 1971.
- [BCF<sup>+</sup>24] Licinius Benea, Mikael Carmona, Viktor Fischer, Florian Pebay-Peyroula, and Romain Wacquez. Impact of the Flicker Noise on the Ring Oscillator-based TRNGs. *IACR Transactions on Cryptographic Hardware and Embedded Systems*, 2024(2):870–889, March 2024.
- [BJTA82] JA Barnes, RH Jones, PV Tryon, and DW Allan. Stochastic models for atomic clocks. In *Proceedings of the 14th Annual Precise Time and Time Interval Systems and Applications Meeting*, pages 295–306, 1982.
- [BLMT11] Mathieu Baudet, David Lubicz, Julien Micolod, and André Tassiaux. On the Security of Oscillator-Based Random Number Generators. *Journal of Cryptology*, 24(2):398–425, April 2011.

- [Cot74] Richard W. Cottle. Manifestations of the Schur complement. *Linear Algebra and its Applications*, 8(3):189–211, June 1974.
- [DLMF] *NIST Digital Library of Mathematical Functions*. <https://dlmf.nist.gov/>, Release 1.2.2 of 2024-09-15. F. W. J. Olver, A. B. Olde Daalhuis, D. W. Lozier, B. I. Schneider, R. F. Boisvert, C. W. Clark, B. R. Miller, B. V. Saunders, H. S. Cohl, and M. A. McClain, eds.
- [Fla89] P. Flandrin. On the spectrum of fractional Brownian motions. 35(1):197–199, Jan./1989.
- [HAB81] D.A. Howe, D.U. Allan, and J.A. Barnes. Properties of Signal Sources and Measurement Methods. In *Thirty Fifth Annual Frequency Control Symposium*, pages 669–716. IEEE, 1981.
- [MF85] W. Martin and P. Flandrin. Wigner-Ville spectral analysis of nonstationary processes. *IEEE Transactions on Acoustics, Speech, and Signal Processing*, 33(6):1461–1470, December 1985.
- [MVN68] Benoit B. Mandelbrot and John W. Van Ness. Fractional Brownian Motions, Fractional Noises and Applications. *SIAM Review*, 10(4):422–437, October 1968.
- [MvN<sup>+</sup>17] Alexander G. de G. Matthews, Mark van der Wilk, Tom Nickson, Keisuke Fujii, Alexis Boukouvalas, Pablo León-Villagrà, Zoubin Ghahramani, and James Hensman. GPflow: A Gaussian process library using TensorFlow. *Journal of Machine Learning Research*, 18(40):1–6, apr 2017.
- [Pri67] M.B. Priestley. Power spectral analysis of non-stationary random processes. *Journal of Sound and Vibration*, 6(1):86–97, July 1967.
- [PV24] Adriaan Peetermans and Ingrid Verbauwhede. Trng entropy model in the presence of flicker fm noise. *IACR Transactions on Cryptographic Hardware and Embedded Systems*, 2024(4):285–306, 2024.
- [SK14] Mario Stipčević and Çetin Kaya Koç. True Random Number Generators. In Çetin Kaya Koç, editor, *Open Problems in Mathematics and Computational Science*, pages 275–315. Springer International Publishing, Cham, 2014.
- [SL95] V M Sithi and S C Lim. On the spectra of Riemann-Liouville fractional Brownian motion. *Journal of Physics A: Mathematical and General*, 28(11):2995–3003, June 1995.
- [WB24] Yat Chun Chester Wong and Paul Bilokon. Simulation of Fractional Brownian Motion and Related Stochastic Processes in Practice: A Straightforward Approach. *SSRN Electronic Journal*, 2024.