
Harnessing Causality in Reinforcement Learning With Bagged Decision Times

Daiqi Gao
Harvard University

Hsin-Yu Lai
Allen Institute

Predrag Klasnja
University of Michigan

Susan A. Murphy
Harvard University

Abstract

We consider reinforcement learning (RL) for a class of problems with bagged decision times. A bag contains a finite sequence of consecutive decision times. The transition dynamics are non-Markovian and non-stationary within a bag. All actions within a bag jointly impact a single reward, observed at the end of the bag. For example, in mobile health, multiple activity suggestions in a day collectively affect a user’s daily commitment to being active. Our goal is to develop an online RL algorithm to maximize the discounted sum of the bag-specific rewards. To handle non-Markovian transitions within a bag, we utilize an expert-provided causal directed acyclic graph (DAG). Based on the DAG, we construct states as a dynamical Bayesian sufficient statistic of the observed history, which results in Markov state transitions within and across bags. We then formulate this problem as a periodic Markov decision process (MDP) that allows non-stationarity within a period. An online RL algorithm based on Bellman equations for stationary MDPs is generalized to handle periodic MDPs. We show that our constructed state achieves the maximal optimal value function among all state constructions for a periodic MDP. Finally, we evaluate the proposed method on testbed variants built from real data in a mobile health clinical trial.

the underlying dynamical system as a stationary Markov decision process (MDP). The state transition and reward function are assumed to be Markovian and time-invariant across all decision times. However, these assumptions may not hold in many real-world problems when future variables depend on the history beyond the current decision time (Tang et al., 2024) or when the environment changes over time (Padakandla et al., 2020). A special case that violates such assumptions is a sequence of bagged decision times (Tang et al., 2024). Each bag is defined as all variables in a finite sequence of consecutive decision times, including the actions, rewards, and other related context variables. Here, we consider settings in which the transition dynamics of the variables are non-Markovian and non-stationary within a bag. Additionally, there is only one reward in a bag, representing the cumulative effect of all actions in the bag. Our goal is to construct an online RL algorithm that learns within and between bags to maximize the discounted sum of the bag-specific rewards. This is in contrast to the more classical goal of constructing an online RL algorithm that learns across decision times to maximize a discounted sum of decision-time-specific rewards.

This paper is motivated by our work on the next implementation of the mobile health (mHealth) intervention, HeartSteps (Liao et al., 2020; Spruijt-Metz et al., 2022). HeartSteps is designed to help prevent adverse metabolic and cardiac events by encouraging individuals to increase and maintain physical activity (PA). A key component focuses on whether or not to deliver an activity suggestion to prompt users to engage in short bouts of PA. Our goal is to design an RL algorithm that targets the daily reward of “commitment to being active.” Here, the daily reward can be impacted by all five decisions regarding the delivery of activity suggestions within a day. The 30-minute step count after a suggestion is a mediator of the reward and is immediately observed after the intervention. Each day can be viewed as a bag with five decision times and one reward. Another example with bagged decision times is online education, where the system may personalize the sequence of learning sessions, materials, or hints

1 INTRODUCTION

Reinforcement learning (RL) algorithms that maximize rewards on an infinite horizon commonly model

Proceedings of the 28th International Conference on Artificial Intelligence and Statistics (AISTATS) 2025, Mai Khao, Thailand. PMLR: Volume 258. Copyright 2025 by the author(s).

within a daily lesson, with the reward being the quiz score at the end of the lesson. In autonomous driving, a sequence of actions is taken to complete each task in a series, with the reward of the bag being the successful completion of this task.

Main Contributions We consider RL with bagged decision times. (1) *RL framework.* We demonstrate how to utilize an expert-provided causal directed acyclic graph (DAG) to handle non-Markovian transitions within a bag. Such causal information allows us to construct states such that the state transition is Markovian across and within a bag. Further, we show that with the constructed states, the problem can be framed as a periodic MDP, which allows non-stationary state transitions and reward functions in a period. Based on the above results, any RL algorithm for stationary MDPs based on Bellman optimality equations can be generalized to handle periodic MDPs and bagged decision times. (2) *Optimality.* There can be multiple constructed states that fit in the framework of a periodic MDP. We demonstrate that a dynamical Bayesian sufficient statistic of the observed history yields the maximal optimal value function. Besides, we extend the Bellman optimality equations for a periodic MDP to accommodate time-varying discount factors. (3) *Application.* We construct testbed variants using real data from the HeartSteps clinical trial and evaluate the advantage of the proposed algorithm on them. We also empirically verify that our model-free RL algorithm is robust to misspecified assumptions in the DAG.

2 RELATED WORK

Causal RL. Causal RL is a class of methods that model and exploit cause-effect relationships. Lattimore et al. (2016); Lu et al. (2020, 2022) primarily modeled causal relationships between multiple actions to reduce regret in bandits and MDPs. In our work, causal relationships between all variables in a bag are simultaneously leveraged for state construction and policy learning. Mediators are the most useful components for improving the optimal value function. Zhang and Bareinboim (2020) developed online RL algorithms to find the optimal dynamic treatment regime. By leveraging a known causal DAG, they reduced the dimensionality of the policy space by gradually eliminating irrelevant variables while maintaining the optimal value function. In contrast, we propose a method that directly identifies the best state based on the dynamical Bayesian sufficient statistic in a causal DAG. To find the optimal mHealth intervention policy, Wang et al. (2021) constructed a stochastic human simulator as a dynamic Bayesian network using psychological in-

sights and empirical data. They then learned a policy offline using the simulator. In our work, we use the causal DAG to develop an RL algorithm that updates the policy online. Tran et al. (2024) estimated the causal effect of long-term treatments using short-term observations in offline RL without assuming mediation. In contrast, we focus on online policy learning with the help of mediators. Deng et al. (2023) provided a review of causal RL for improving sample efficiency, enhancing knowledge transfer, and addressing confounding bias.

Causality-Based State Construction Previous works have also considered state construction based on causal information. However, their definitions are insufficient for bagged decision times. Zhang et al. (2020, 2021) connected causal feature sets (Peters et al., 2016) to state abstractions in block MDP and POMDP, but their definition does not account for time-varying reward functions. Huang et al. (2022) defined action-sufficient state representation for POMDP, which can include latent (unobserved) states. In contrast, our definition purposefully distinguishes between observed and unobserved states. The causal state (Shalizi and Crutchfield, 2001) refers to the equivalence classes of histories before time t that lead to the same futures after time t , but it is not a definition of the state. We follow Rosas et al. (2020) to define the state as a dynamical Bayesian sufficient statistic, which is a stochastic process, to emphasize the time-varying nature of states within a bag. We modified the original definition to ensure that all future rewards, not just the current reward, are independent of the history given the current state and action.

Periodic MDP For a periodic MDP, Riis (1965); Veugen et al. (1983); Hu and Defourny (2014); Wang et al. (2023) assumed the state transition function is known or can be estimated efficiently and find the optimal policy based on value iteration. Under the general RL framework without a known transition function, Chen et al. (2023) proposed a policy gradient method to find optimal policies at different times and implemented it as an online deep RL algorithm. Aniket and Chattopadhyay (2024) developed an online periodic upper confidence bound reinforcement learning-2 algorithm after augmenting the state with the cycle phase. All the aforementioned works assume that a reward is observed at each decision time, the transition dynamics are inherently Markovian, and the discount factor is time-invariant. However, we focus on bagged decision times with non-Markovian transitions and extend a general periodic MDP to allow time-varying discount factors. A periodic MDP with a time-invariant discount factor can be converted into a stationary MDP

by augmenting the state with the time index. However, for a periodic MDP with time-varying discount factors, a stationary MDP with a properly defined discount factor and reward function can recover its optimal value function but may fail to preserve the ordering of suboptimal policies (Pitis, 2019). This is problematic when, for example, comparing two estimated policies learned from limited data, which are typically suboptimal.

Bagged Rewards Tang et al. (2024) considered a bag of sequential decision times along with a bagged reward. They assumed that only the sum of the rewards in the bag is observable, and the state transition function is stationary across all decision times. They redistributed the bagged reward to each decision time, and the policy is then optimized with off-the-shelf RL algorithms for stationary MDPs. In contrast, we allow non-stationarity within a bag and do not assume that the observed reward is a sum of instantaneous rewards.

3 BAGGED DECISION TIMES

In this section, we define a problem with bagged decision times in RL based on a causal DAG (Pearl, 2009). In a DAG, a path is said to be *d-separated* by a set of variables Z if it contains a chain or a fork where the middle node is in Z , or if it contains a collider where the middle node or any of its descendants is not in Z . A set X and a set Y are said to be d-separated by Z if and only if Z blocks every path from X to Y , which guarantees that X is independent of Y given Z in every distribution compatible with the DAG. Suppose the decision times are indexed by the ordered set $\mathcal{I} := \{(d, k) : d \geq 1, k \in \{1 : K\}\}$. For two indices $(d, k), (t, l) \in \mathcal{I}$, we have $(d, k) < (t, l)$ if $d = t, k < l$ or $d < t$, and $(d, k) = (t, l)$ if $d = t, k = l$. We use the notation $i : j$ to represent the index set i, \dots, j , where the indices $i, j \in \mathbb{N}$. When $i > j$, $i : j$ is an empty set.

Definition 3.1 (Bagged Decision Times). In a problem with bagged decision times, each variable $V_{d,k}$ is indexed by some $(d, k) \in \mathcal{I}$. A variable $V_{d,k}$ occurs before $V_{t,l}$ for any $(t, l) > (d, k)$. A variable $V_{d,K}$ at time $k = K$ can be denoted as V_d . A bag indexed by $d \geq 0$ contains a sequence of K consecutive decision times $(d, 1 : K)$ and a vector \mathbf{B}_d of all variables indexed by $(d, 1 : K)$. There is an action $A_{d,k} \in \mathcal{A}_k$ at each time (d, k) and a reward R_d at the end of bag d . The multivariate distribution of all variables $\mathbf{B}_{0:\infty}$ can be described by a causal DAG. There exists at least one variable $V_{d,k} \in \mathbf{B}_d$ s.t. the reward R_d is a descendant of $V_{d,k}$. Let $\tilde{\mathbf{B}}_d \subseteq \mathbf{B}_d$ be a vector of dimension $p_{\tilde{\mathbf{B}}}$ s.t. $\tilde{\mathbf{B}}_d$ d-separates \mathbf{B}_{d+1} and $\mathbf{B}_{0:d}$, but any proper subset of $\tilde{\mathbf{B}}_d$ does not d-separate \mathbf{B}_{d+1} and $\mathbf{B}_{0:d}$. Given any value $\mathbf{b} \in \mathbb{R}^{p_{\tilde{\mathbf{B}}}}$ and any

fixed action vector $a_{1:K} \in \mathcal{A}_1 \times \dots \times \mathcal{A}_K$, the conditional distribution of \mathbf{B}_d is stationary across bags, i.e., $\mathbb{P}(\mathbf{B}_{d+1} | \tilde{\mathbf{B}}_d = \mathbf{b}, A_{d+1,1:K} = a_{1:K}) = \mathbb{P}(\mathbf{B}_d | \tilde{\mathbf{B}}_{d-1} = \mathbf{b}, A_{d,1:K} = a_{1:K})$.

Definition 3.1 assumes stationarity across bags without making assumptions about dynamics within a bag. The definition of the d-separator $\tilde{\mathbf{B}}_d$ does not introduce additional assumptions but only identifies the key structure in a bag. We intrinsically assume that causal sufficiency is satisfied in the DAG, i.e. all the common causes of measured variables have been measured (Scheines, 1997; Spirtes et al., 2001), so that conditioning on the history will not open a non-causal path between the actions and the rewards.

In a problem with bagged decision times, our goal is to construct an RL algorithm that maximizes the discounted sum of rewards $\mathbb{E}\{\sum_{d=1}^{\infty} \bar{\gamma}^{d-1} R_d\}$ given any $\tilde{\mathbf{B}}_0 \sim \nu$, where the discount factor $\bar{\gamma} \in [0, 1)$, and the initial distribution of the first d-separator $\tilde{\mathbf{B}}_0$ is ν . Define $H_{d,k}$ as the observed data since the previous action ($A_{d,k-1}$ if $k \geq 2$ or $A_{d-1,K}$ if $k = 1$) and before the current action $A_{d,k}$. Let $\mathcal{H}_{d,k} := \{H_{1,1}, \dots, H_{d,k}\}$ represent all the observed history before $A_{d,k}$.

Figure 1 is an example of a causal DAG that represents bagged decision times. In Figure 1, $A_{d,k} \in \mathcal{A}_k$ is the action, $R_d \in \mathbb{R}$ is the reward, $C_{d,k} \in \mathbb{R}^p$ is a p -dimensional context, $E_d \in \mathbb{R}$ is a mediator of the reward occurring at the end of the bag, $M_{d,k} \in \mathbb{R}$ is a mediator of the reward R_d occurring immediately after $A_{d,k}$, and $N_{d,k} \in \mathbb{R}$ is a mediator of E_d occurring immediately after $A_{d,k}$. The reward R_d and the mediator E_d reflect the delayed effects of actions in a bag and evolve slowly from their last values. The context $C_{d,k}$ is assumed to be exogenous. The action $A_{d,k}$ impacts R_d only through the mediators $M_{d,k}$ and $N_{d,k}$. The mediators $N_{d,k}$ and E_d are not directly affected by $C_{d,k}$ or R_{d-1} . The variables $C_{d,k}, M_{d,k}, N_{d,k}$ do not directly affect $C_{d,k'}, M_{d,k'}, N_{d,k'}$ at another decision time. The subset $\tilde{\mathbf{B}}_d = \{E_d, R_d\}$ blocks all causal paths from $\mathbf{B}_{0:d}$ to \mathbf{B}_{d+1} . An episode consists of the sequence, $\{E_0, R_0\} \cup \{C_{d,1:K}, A_{d,1:K}, M_{d,1:K}, N_{d,1:K}, E_d, R_d\}_{d=0}^{\infty}$. The observed data after $A_{d,k-1}$ and before $A_{d,k}$ is $H_{d,k} = [A_{d,k-1}, M_{d,k-1}, N_{d,k-1}, C_{d,k}]$ when $k \geq 2$ and $H_{d,1} = [A_{d-1,K}, M_{d-1,K}, N_{d-1,K}, E_{d-1}, R_{d-1}, C_{d,1}]$ when $k = 1$.

4 METHODOLOGY

In this section, we demonstrate how to define a state such that the state transition is Markovian within and across bags. We then fit the problem with bagged decision times into the framework of a periodic MDP and compare different methods of state construction.

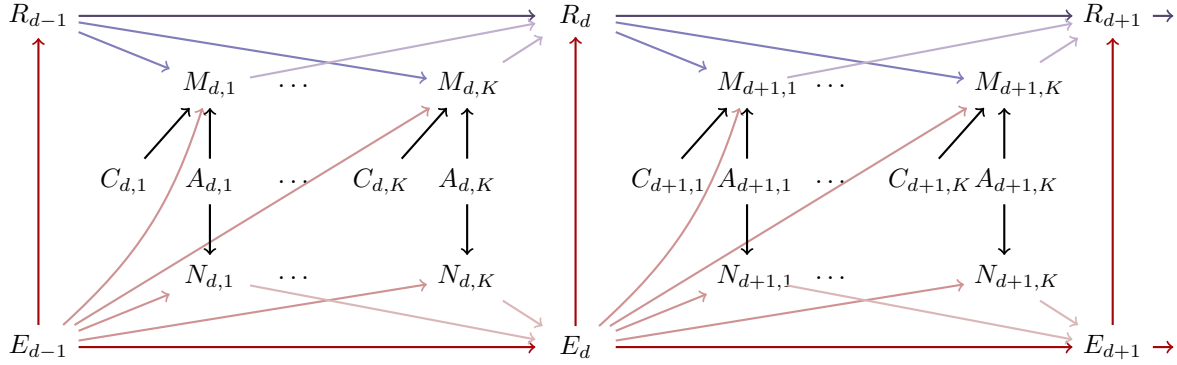


Figure 1: Causal DAG for bag d and $d + 1$. The arrows pointing to the actions $A_{d,1:K}$ are omitted.

4.1 Markov State Transition

Definition 3.1 guarantees that the transition across bags is Markovian, since $\mathbf{B}_{d+1} \perp\!\!\!\perp \mathbf{B}_{0:d} | \tilde{\mathbf{B}}_d$. We construct a state at each decision time based on the dynamical Bayesian sufficient statistic (D-BaSS, Rosas et al., 2020) and show that the state transition based on the D-BaSS is Markovian within a bag.

Definition 4.1 (D-BaSS). For two stochastic processes \mathbf{H}, \mathbf{R} , a process \mathbf{S} is a D-BaSS of \mathbf{H} with respect to (w.r.t) \mathbf{R} given a process \mathbf{A} if, for all index $t \in \mathcal{T}$, the following conditions hold: (1) Precedence: there exists a function $F(\cdot)$ s.t. $S_t = F(H_{1:t})$ for all $t \in \mathcal{T}$. (2) Sufficiency: $R_{t'} \perp\!\!\!\perp H_{1:t} | S_t, A_t$ for any $t' \geq t$. Moreover, a stochastic process \mathbf{Z} is a minimal D-BaSS of \mathbf{H} w.r.t. \mathbf{R} if it is itself a D-BaSS, and for any D-BaSS \mathbf{S} there exists a function $f(\cdot)$ s.t. $f(S_t) = Z_t$ for all $t \in \mathcal{T}$.

Now we define the state by taking $\mathbf{A} = \{A_{d,k}\}_{\mathcal{I}}$, $\mathbf{H} = \{H_{d,k}\}_{\mathcal{I}}$, and $\mathbf{R} = \{R_d\}_{d \geq 1}$. Since R_d is observed at the end of a bag, it is associated with time (d, K) . For a D-BaSS $\{S_{d,k}\}_{\mathcal{I}}$, the sufficiency condition thus requires $R_{d:\infty} \perp\!\!\!\perp \mathcal{H}_{d,k} | S_{d,k}, A_{d,k}$ for all $k \in \{1 : K\}$. Note that $S_{d,k}$ needs to block all the paths to the future rewards $R_{d:\infty}$. Definition 3.1 guarantees that in a problem with bagged decision times, a D-BaSS always exists at any time (d, k) and can be constructed as $(H_{d,1} \cap (\mathbf{B}_d \cup \tilde{\mathbf{B}}_{d-1})) \cup \dots \cup H_{d,k}$, although it may not be minimal.

Assumption 1. In a problem with bagged decision times as defined in Definition 3.1, let $\{S_{d,k}\}_{\mathcal{I}}$ be the D-BaSS of $\{H_{d,k}\}_{\mathcal{I}}$ w.r.t. $\{R_d\}_{d \geq 1}$ given $\{A_{d,k}\}_{\mathcal{I}}$, and $S_{d,1:K} \subseteq \mathbf{B}_d \cup \tilde{\mathbf{B}}_{d-1}$.

A D-BaSS contains ancestors but not necessarily parents of future rewards, as some parents may not be observed before taking an action. The assumption $S_{d,1:K} \subseteq \mathbf{B}_d \cup \tilde{\mathbf{B}}_{d-1}$ requires that $S_{d,1}$ does not contain any variable from the last bag except for the d-

separator $\tilde{\mathbf{B}}_{d-1}$. It will be used to guarantee the stationary state transition across bags. This is a weak assumption since any variable in $\mathcal{H}_{d-1,K} \setminus (\mathbf{B}_d \cup \tilde{\mathbf{B}}_{d-1})$ is d-separated from $S_{d,1:K}$ by $\tilde{\mathbf{B}}_{d-1}$.

Lemma 4.1. Under Assumption 1, the state transition is Markovian within and across bags, and we have $R_d \perp\!\!\!\perp S_{t,l}, A_{t,l} | S_{d,k}, A_{d,k}$ for any $(t, l) < (d, k)$. Further, $S_{d,k+1} \perp\!\!\!\perp \tilde{\mathbf{B}}_{d-1} | S_{d,k}, A_{d,k}$ for $k \leq K - 1$ and $R_d, S_{d+1,1} \perp\!\!\!\perp \tilde{\mathbf{B}}_{d-1} | S_{d,K}, A_{d,K}$.

Lemma 4.1 shows that a D-BaSS $S_{d,k}$ will d-separate the next state $S_{d,k+1}$ or $S_{d+1,1}$ and the next reward R_d from the previous states and the last bag separator $\tilde{\mathbf{B}}_{d-1}$. Although we focus on the bagged decision times, the results in Lemma 4.1 can be generalized to problems where a reward is observed at each time k .

Reading off the DAG in Figure 1, we have that

$$S_{d,k} = [E_{d-1}, R_{d-1}, M_{d,1:(k-1)}, N_{d,1:(k-1)}, C_{d,k}] \quad (1)$$

is a D-BaSS (see a proof in Appendix B.7). However, $S_{d,k}$ is not the only state that has Markov state transitions. Some other possible states are

$$S'_{d,k} = [E_{d-1}, R_{d-1}, M_{d,1:(k-1)}, A_{d,1:(k-1)}, C_{d,k}], \quad (2)$$

$$S''_{d,k} = [E_{d-1}, R_{d-1}], \quad (3)$$

which also have the properties in Lemma 4.1. Note that $A_{d,1:(k-1)}$ is excluded from the state $S_{d,k}$ since $M_{d,k}$ blocks the path from $A_{d,k}$ to R_d and $N_{d,k}$ blocks the path from $A_{d,k}$ to E_d . All the above states $S_{d,k}, S'_{d,k}, S''_{d,k}$ contain the d-separator $\tilde{\mathbf{B}}_{d-1}$. The advantage of a D-BaSS will be discussed in Theorem 4.4.

4.2 K -Periodic MDP

To define a K -periodic MDP, we momentarily consider the setting in which there is a state $S_{d,k}$, an action $A_{d,k}$, and a reward $R_{d,k}$ at each time k in bag d . We

extend the definition of Riis (1965); Hu and Defourny (2014) to accommodate time-varying discount factors. The space of probability distributions over a set \mathcal{B} is denoted as $\Delta(\mathcal{B})$.

Definition 4.2 (K -Periodic MDP). A K -periodic MDP is a tuple $\mathcal{M} := (\mathcal{S}_{1:K}, \mathcal{A}_{1:K}, \mathbb{P}_{1:K}, r_{1:K}, \gamma_{1:K}, \nu)$, where $\nu \in \Delta(\mathcal{S}_1)$ is the initial state distribution for $\mathcal{S}_{1,1}$. At time $k \in \{1 : K\}$, \mathcal{S}_k is the state space, \mathcal{A}_k is the action space, $r_k : \mathcal{S}_k \times \mathcal{A}_k \mapsto \Delta(\mathbb{R})$ is the reward function with $r_k(s_{d,k}, a_{d,k}) = \mathbb{P}(R_{d,k} | S_{d,k} = s_{d,k}, A_{d,k} = a_{d,k})$ for any $s_{d,k} \in \mathcal{S}_k$ and $a_{d,k} \in \mathcal{A}_k$, and γ_k is the discount factor applied to rewards after time k . The K discount factors satisfy that their product $\bar{\gamma} := \prod_{k=1}^K \gamma_k \in [0, 1)$. $\mathbb{P}_{1:K}$ are K transition probability functions with $\mathbb{P}_k : \mathcal{S}_{k-1} \times \mathcal{A}_{k-1} \mapsto \Delta(\mathcal{S}_k)$ if $k > 1$ and $\mathbb{P}_1 : \mathcal{S}_K \times \mathcal{A}_K \mapsto \Delta(\mathcal{S}_1)$ if $k = 1$. When $k > 1$, the next state $S_{d,k}$ is sampled from $\mathbb{P}_k(\cdot | S_{d,k-1}, A_{d,k-1})$, and when $k = 1, d \geq 2$, the next state $S_{d,k}$ is sampled from $\mathbb{P}_1(\cdot | S_{d-1,K}, A_{d-1,K})$.

Definition 4.2 allows all components $\mathcal{S}_k, \mathcal{A}_k, \mathbb{P}_k, r_k, \gamma_k$ of an MDP to vary across K decision times. The discount factors capture time-varying preferences. Notice that each γ_k is unconstrained as long as $\bar{\gamma} \in [0, 1)$, which guarantees long-run discounting (Pitis, 2019). A K -Periodic MDP is stationary on the bag level with an infinite horizon, but contains a non-stationary MDP of horizon K within a bag. When all of $\mathcal{S}_k, \mathcal{A}_k, \mathbb{P}_k, r_k, \gamma_k$ do not depend on k , a K -Periodic MDP degenerates to a stationary MDP.

Let Π be the class of all possibly history-dependent, stochastic policies. Let $\tilde{\Pi}$ be the class of all Markov, stationary, and stochastic policies $\tilde{\pi}$, where $\tilde{\pi} = \{\tilde{\pi}_{1:K}\}$ and $\tilde{\pi}_k : \mathcal{S}_k \mapsto \Delta(\mathcal{A}_k)$. In Appendix B, we start by defining the value functions for a general policy $\pi \in \Pi$, but will show that it is sufficient to restrict to $\tilde{\Pi}$. Write $\mathbb{P}^{\tilde{\pi}}$ and $\mathbb{E}^{\tilde{\pi}}$ as the probability and expectation under a policy $\tilde{\pi}$.

The Q-function of a policy $\tilde{\pi} \in \tilde{\Pi}$ at time $k \in \{1 : K\}$ in bag $d \geq 1$ for all $s_{d,k} \in \mathcal{S}_k, a_{d,k} \in \mathcal{A}_k$ is defined as

$$Q_k^{\tilde{\pi}}(s_{d,k}, a_{d,k}) := \mathbb{E}^{\tilde{\pi}} \left\{ \sum_{(t,l):(t,l) \geq (d,k)} \eta_{d,k}^{t,l} R_{t,l} \mid S_{d,k} = s_{d,k}, A_{d,k} = a_{d,k} \right\}, \quad (4)$$

where $\eta_{d,k}^{t,l} = \prod_{(m,n):(d,k) \leq (m,n) < (t,l)} \gamma_n$. For example, $Q_2^{\tilde{\pi}}(s_{d,2}, a_{d,2}) = \mathbb{E}^{\tilde{\pi}} \{ R_{d,2} + \gamma_2 R_{d,3} + \gamma_2 \gamma_3 R_{d,4} + \dots \mid s_{d,2}, a_{d,2} \}$. The optimal Q-function is $Q_k^*(s_{d,k}, a_{d,k}) = \sup_{\tilde{\pi} \in \tilde{\Pi}} Q_k^{\tilde{\pi}}(s_{d,k}, a_{d,k})$. The value function of $\tilde{\pi} \in \tilde{\Pi}$ is defined as $\mathcal{V}_k^{\tilde{\pi}}(s_{d,k}) := \mathbb{E}^{\tilde{\pi}} \{ \sum_{(t,l):(t,l) \geq (d,k)} \eta_{d,k}^{t,l} R_{t,l} \mid S_{d,k} = s_{d,k} \}$ for all $k \in \{1 : K\}$ and all $s_{d,k} \in \mathcal{S}_k$. The optimal value function is $\mathcal{V}_k^*(s_{d,k}) := \sup_{\tilde{\pi} \in \tilde{\Pi}} \mathcal{V}_k^{\tilde{\pi}}(s_{d,k})$. A policy $\tilde{\pi} \in \tilde{\Pi}$ is optimal if $\mathcal{V}_1^{\tilde{\pi}}(s_{d,1}) = \mathcal{V}_1^*(s_{d,1})$ for all $s_{d,1} \in \mathcal{S}_1$.

Theorem 4.2 (Bellman Optimality Equations). *We say that functions $\mathcal{Q} := \{Q_k : \mathcal{S}_k \times \mathcal{A}_k \mapsto \mathbb{R} : k \in \{1 : K\}\}$ satisfy the Bellman optimality equations if*

$$\begin{aligned} Q_K(s_{d,K}, a_{d,K}) &= \mathbb{E} \{ R_{d,K} + \gamma_K \max_{a_{d+1,1} \in \mathcal{A}_1} \\ Q_1(S_{d+1,1}, a_{d+1,1}) \mid S_{d,K} = s_{d,K}, A_{d,K} = a_{d,K} \}, \\ Q_k(s_{d,k}, a_{d,k}) &= \mathbb{E} \{ R_{d,k} + \gamma_k \max_{a_{d,k+1} \in \mathcal{A}_{k+1}} \\ Q_{k+1}(S_{d,k+1}, a_{d,k+1}) \mid S_{d,k} = s_{d,k}, A_{d,k} = a_{d,k} \} \end{aligned} \quad (5)$$

for $k \in \{1 : (K-1)\}$. For a K -periodic MDP, the functions \mathcal{Q} are the optimal Q-functions, i.e. $Q_k = Q_k^*$ for all k , if and only if \mathcal{Q} satisfy the Bellman optimality equations. In addition, $\mathcal{V}_k^*(s_{d,k}) = \max_{a_{d,k} \in \mathcal{A}_k} Q_k^*(s_{d,k}, a_{d,k})$ for all k . Define the policy $\pi^* = \{\pi_{1:K}^*\}$, where $\pi_k^*(s_{d,k}) = \operatorname{argmax}_{a_{d,k} \in \mathcal{A}_k} Q_k^*(s_{d,k}, a_{d,k})$. Then $\pi^* \in \Pi$ is an optimal policy (ties are broken arbitrarily).

We only need to find K functions \mathcal{Q} that satisfy the Bellman optimality equations. Theorem 4.2 indicates that \mathcal{Q} must be the Q-functions of the optimal policy.

In the following assumption, we provide the condition for a general state $U_{d,k}$ in a problem with bagged decision times to fit in the framework of a periodic MDP.

Assumption 2. In a problem with bagged decision times as defined in Definition 3.1, let $\{U_{d,k}\}_{\mathcal{I}}$ be the states s.t. (1) $U_{d,k} \in \mathcal{U}_k$ where \mathcal{U}_k is bag-invariant, (2) the state transition is Markovian within and across bags, (3) $R_d \perp\!\!\!\perp U_{t,l}, A_{t,l} \mid U_{d,k}, A_{d,k}$ for any $(t,l) < (d,k)$, and (4) $U_{d,1:K} \subseteq \mathcal{B}_d \cup \tilde{\mathcal{B}}_{d-1}, U_{d,k+1} \perp\!\!\!\perp \tilde{\mathcal{B}}_{d-1} \mid U_{d,k}, A_{d,k}$ for $k \leq K-1$, and $R_d, U_{d+1,1} \perp\!\!\!\perp \tilde{\mathcal{B}}_{d-1} \mid U_{d,K}, A_{d,K}$.

In Assumption 2, conditions (2) and (3) ensure that the state transition and reward function are Markovian. Conditions (1) and (4) ensure that the state transition and reward function are stationary across bags. Condition (4) assumes that $U_{d,k}, A_{d,k}$ block the paths from $\tilde{\mathcal{B}}_{d-1}$ to the next state $U_{d,k+1}$ in the bag. If condition (4) does not hold and the marginal distribution of $\tilde{\mathcal{B}}_d$ is non-stationary across bags, the effect of $\tilde{\mathcal{B}}_{d-1}$ on $U_{d,k+1}$ may cause the state transition probability $\mathbb{P}_k(U_{d,k+1} \mid U_{d,k}, A_{d,k})$ to be non-stationary across bags. Lemma 4.1 guarantees that any state satisfying Assumption 1 will satisfy conditions (2)-(4) in Assumption 2.

Lemma 4.3. *With the states $\{U_{d,k}\}_{\mathcal{I}}$ satisfying Assumption 2, the rewards defined as $R_{d,1:(K-1)} = 0, R_{d,K} = R_d$, and the discount factors defined as $\gamma_{1:(K-1)} = 1, \gamma_K = \bar{\gamma}$, the problem with bagged decision times is a K -periodic MDP.*

Based on Theorem 4.2 and Lemma 4.3, the optimal policy for a problem with bagged decision times is

$\pi^* = \{\pi_{1:K}^*\}$, where

$$\begin{aligned} \pi_K^*(u_{d,K}) &= \operatorname{argmax}_{a_{d,K} \in \mathcal{A}_K} \mathbb{E}\{R_d + \bar{\gamma} \max_{a_{d+1,1} \in \mathcal{A}_1} \mathcal{Q}_1^* \\ &\quad (U_{d+1,1}, a_{d+1,1}) | U_{d,K} = u_{d,K}, A_{d,K} = a_{d,K}\}, \\ \pi_k^*(u_{d,k}) &= \operatorname{argmax}_{a_{d,k} \in \mathcal{A}_k} \mathbb{E}\{ \max_{a_{d,k+1} \in \mathcal{A}_{k+1}} \mathcal{Q}_{k+1}^* \\ &\quad (U_{d,k+1}, a_{d,k+1}) | U_{d,k} = u_{d,k}, A_{d,k} = a_{d,k}\} \end{aligned} \quad (6)$$

for $k \in \{1 : (K-1)\}$.

4.3 State Construction

Now we provide conditions for the best state construction.

Assumption 3. Suppose the states $\{S_{d,k}\}_{\mathcal{I}}$ is the minimal D-BaSS of $\{H_{d,k}\}_{\mathcal{I}}$ w.r.t. $\{R_d\}_{d \geq 1}$ given $\{A_{d,k}\}_{\mathcal{I}}$ with $S_{d,k} \in \mathcal{S}_k$. Besides, \mathcal{S}_k is bag-invariant and $S_{d,1:K} \subseteq \mathcal{B}_d \cup \tilde{\mathcal{B}}_{d-1}$.

Assumption 3 differs from Assumption 1 by additionally requiring the minimal D-BaSS and the stationarity of \mathcal{S}_k . Lemmas 4.1 and 4.3 guarantee that $\{S_{d,k}\}_{\mathcal{I}}$ and $\{U_{d,k}\}_{\mathcal{I}}$ satisfy the definition of a K -periodic MDP. As discussed in Section 4.1, a D-BaSS always exists, which further guarantees that $\{U_{d,k}\}_{\mathcal{I}}$ exists. Consider two policy classes: $\Pi^S := \{\pi_{1:K}^S = \{\pi_k^S : \mathcal{S}_k \mapsto \Delta(\mathcal{A}_k), \forall k\}\}$ and $\Pi^U := \{\pi^U = \{\pi_{1:K}^U : \pi_k^U : \mathcal{U}_k \mapsto \Delta(\mathcal{A}_k), \forall k\}\}$. The value function $\mathcal{V}_k^\pi(u_{d,k})$ refers to $\mathbb{E}^\pi\{\sum_{(t,l):(t,l) \geq (d,k)} \eta_{d,k}^{t,l} R_{t,l} | U_{d,k} = u_{d,k}\}$ for $u_{d,k} \in \mathcal{U}_k$, though the policy π may not directly depend on $u_{d,k}$. Define the optimal value functions in each policy class as $\mathcal{V}_k^{\mathcal{U}^*}(u_{d,k}) := \max_{\pi^U \in \Pi^U} \mathcal{V}_k^\pi(u_{d,k})$ and $\mathcal{V}_k^{S^*}(u_{d,k}) := \max_{\pi^S \in \Pi^S} \mathcal{V}_k^\pi(u_{d,k})$, respectively. By Theorem 4.2, for the class Π^S , $\mathcal{V}_k^{S^*}(u_{d,k}) = \mathbb{E}_{S_{d,k} \sim \mathbb{P}(\cdot | U_{d,k})}\{\mathcal{Q}^{S^*}(S_{d,k}, \pi_k^{S^*}(S_{d,k})) | U_{d,k} = u_{d,k}\}$.

Theorem 4.4. Suppose $\{S_{d,k}\}_{\mathcal{I}}$ satisfies Assumption 3 and $\{U_{d,k}\}_{\mathcal{I}}$ satisfies Assumption 2 with $U_{d,k} \in \mathcal{U}_k$. Then, we have $\mathcal{V}_k^{\mathcal{U}^*}(u_{d,k}) \leq \mathcal{V}_k^{S^*}(u_{d,k})$ for all $k \in \{1 : K\}$ and all $u_{d,k} \in \mathcal{U}_k$. The inequality strictly holds if and only if $P\{\mathcal{Q}_k(S_{d,k}, a) = \max_{a' \in \mathcal{A}_k} \mathcal{Q}_k(S_{d,k}, a') | U_{d,k} = u_{d,k}\} < 1$ for all $a \in \mathcal{A}_k$. For any D-BaSS $\{U_{d,k}\}_{\mathcal{I}}$ of $\{H_{d,k}\}_{\mathcal{I}}$ w.r.t. $\{R_d\}_{d \geq 1}$ given $\{A_{d,k}\}_{\mathcal{I}}$, we have $\mathcal{V}_1^{\mathcal{U}^*}(u_{1,1}) = \mathcal{V}_1^{S^*}(u_{1,1})$ for all $u_{1,1} \in \mathcal{U}_1$.

Theorem 4.4 suggests that the value function of Π^U is strictly less than that of Π^S if no single action is optimal for all states $S_{d,k}$ given $u_{d,k}$, i.e., different states $S_{d,k}$ in the support of $\mathbb{P}(S_{d,k} | u_{d,k})$ may have different optimal actions. Given $u_{d,k}$, we can only make decisions based on the conditional distribution $\mathbb{P}(S_{d,k} | u_{d,k})$. However, if we can observe the outcome $S_{d,k}$ of $u_{d,k}$, we can choose better actions since $S_{d,k}$ explains part of the randomness on the path $U_{d,k} \rightarrow R_{d,k}$.

Although any D-BaSS of the observed history yields the maximal optimal value function, the optimal policy may be easier to learn with a minimal D-BaSS. The regret of an RL algorithm based on a D-BaSS is generally larger than the regret based on a minimal D-BaSS if the minimal D-BaSS has a smaller dimension. The upper and lower regret bounds for MDPs (Auer et al., 2008; He et al., 2021; Jin et al., 2020) and the upper bound for periodic MDPs (Aniket and Chattopadhyay, 2024) have been shown to depend on the size of the state, suggesting that reducing the state dimension will reduce the regret.

In Figure 1, the state $S_{d,k}$ in (1) is a D-BaSS. However, the states $S'_{d,k}$ in (2) and $S''_{d,k}$ in (3) are not a D-BaSS if the causal faithfulness or stability condition holds (Pearl, 2009, Section 2.4), which requires that any conditional independency is implied by the DAG through d-separation (Ramsey et al., 2012). A side note is that $S_{d,k}$ may not be the minimal D-BaSS if there exists a function f s.t. f is not invertible and $f(S_{d,k})$ remains a D-BaSS, e.g. when there exists a discretization function f s.t. $R_{d:\infty} \perp\!\!\!\perp \mathcal{H}_{d,k} | f(S_{d,k}), A_{d,k}$. In the following Corollary 4.5, assume that $S_{d,k} \in \mathcal{S}_k$, $S'_{d,k} \in \mathcal{S}'_k$, and $S''_{d,k} \in \mathcal{S}''_k$.

Corollary 4.5. For states $S_{d,k}$ and $S'_{d,k}$ in Figure 1, the optimal value function satisfies $\mathcal{V}_k^{S'^*}(s'_{d,k}) < \mathcal{V}_k^{S^*}(s'_{d,k})$ if and only if $P\{\mathcal{Q}_k(S_{d,k}, a) = \max_{a' \in \mathcal{A}_k} \mathcal{Q}_k(S_{d,k}, a') | S'_{d,k} = s'_{d,k}\} < 1$ for all $a \in \mathcal{A}_k$. Similarly, for states $S'_{d,k}$ and $S''_{d,k}$, $\mathcal{V}_k^{S''^*}(s''_{d,k}) < \mathcal{V}_k^{S'^*}(s''_{d,k})$ if and only if $P\{\mathcal{Q}_k(S'_{d,k}, a) = \max_{a' \in \mathcal{A}_k} \mathcal{Q}_k(S'_{d,k}, a') | S''_{d,k} = s''_{d,k}\} < 1$ for all $a \in \mathcal{A}_k$.

Corollary 4.5 suggests that it is helpful to identify and leverage the mediators in RL, like $M_{d,k}$ and $N_{d,k}$ in Figure 1. For example, in HeartSteps, the post 30-minute step count is the mediator between activity suggestions and commitment to being active, and user engagement is the mediator between social media marketing activities and self-brand connection in marketing (Ibrahim and Aljarah, 2024). Using observed mediators for state construction may improve the value function of the optimal policy.

4.4 RL Algorithm

We adapt our algorithm from Randomized Least-Squares Value Iteration (RLSVI) (Osband et al., 2016), a Bayesian algorithm for finite-horizon MDPs. RLSVI updates the posterior distribution of the parameters of the optimal Q-functions based on value iteration, which is derived from the Bellman optimality equation. It then selects the greedy action with respect to a sample drawn from the posterior distribution. This approach is model-free and thus robust to misspecified assumptions in the DAG. For bagged

Algorithm 1 Bagged RLSVI (BRLSVI)

Input: Hyperparameters L, λ_d, σ^2 .

- 1: Warm-up: Randomly take actions $A_{d,k} \sim \text{Bernoulli}(0.5)$ in bag $d \in \{1 : L\}$ for $k \in \{1 : K\}$.
 - 2: **for** $d \geq L + 1$ **do**
 - 3: **for** $k = K, \dots, 1$ **do**
 - 4: Construct $\mathbf{X}_{1:(d-1),k}, Y_{1:(d-1),k}$ with $\tilde{\boldsymbol{\beta}}_{d-1,1}$ when $k = K$ and with $\tilde{\boldsymbol{\beta}}_{d,k+1}$ when $k < K$ using (8). Obtain $\boldsymbol{\mu}_{d,k}, \Sigma_{d,k}$ using (9).
 - 5: Draw $\tilde{\boldsymbol{\beta}}_{d,k} \sim N(\boldsymbol{\mu}_{d,k}, \Sigma_{d,k})$.
 - 6: **end for**
 - 7: **for** $k = 1, \dots, K$ **do**
 - 8: Observe $H_{d,k}$ and construct $S_{d,k}$.
 - 9: Take $A_{d,k} = \text{argmax}_{a \in \mathcal{A}_k} \phi_k(S_{d,k}, a)^T \tilde{\boldsymbol{\beta}}_{d,k}$.
 - 10: **end for**
 - 11: **end for**
-

decision times, we update the posterior distribution based on (6).

We model the Q-functions as a linear function

$$Q_k(s_{d,k}, a_{d,k}) = \phi_k(s_{d,k}, a_{d,k})^T \boldsymbol{\beta}_k, \quad (7)$$

where $\phi_k(s_{d,k}, a_{d,k})$ is the basis function of $s_{d,k} \in \mathcal{S}_k$ and $a_{d,k} \in \mathcal{A}_k$, and $\boldsymbol{\beta}_k$ is the parameter to be learned. For $t \in \{1 : (d-1)\}$, let

$$\begin{aligned} \mathbf{X}_{t,k} &= \phi_k(S_{t,k}, A_{t,k}), \\ Y_{t,k} &= \begin{cases} \max_{a \in \mathcal{A}_{k+1}} \phi_{k+1}(S_{t,k+1}, a)^T \tilde{\boldsymbol{\beta}}_{d,k+1} & \text{if } k < K, \\ R_t + \bar{\gamma} \max_{a \in \mathcal{A}_1} \phi_1(S_{t+1,1}, a)^T \tilde{\boldsymbol{\beta}}_{d-1,1} & \text{if } k = K, \end{cases} \end{aligned} \quad (8)$$

where $\tilde{\boldsymbol{\beta}}_{d,2:K}$ and $\tilde{\boldsymbol{\beta}}_{d-1,1}$ are drawn from the posterior distribution. Define $\mathbf{X}_{d,k} = [\mathbf{X}_{1:(d-1),k}]^T$, $\mathbf{Y}_{d,k} = [Y_{1:(d-1),k}]^T$. We fit a Bayesian linear regression model for $\mathbf{Y}_{d,k}$ using $\mathbf{X}_{d,k}$. The posterior of $\boldsymbol{\beta}_{d,k}$ is given by a normal distribution $N(\boldsymbol{\mu}_{d,k}, \Sigma_{d,k})$, where

$$\begin{aligned} \Sigma_{d,k} &= (\mathbf{X}_{d,k}^T \mathbf{X}_{d,k} / \sigma^2 + \lambda_d \mathbf{I})^{-1}, \\ \boldsymbol{\mu}_{d,k} &= \Sigma_{d,k} (\mathbf{X}_{d,k}^T \mathbf{Y}_{d,k} / \sigma^2), \end{aligned} \quad (9)$$

and \mathbf{I} is the identity matrix. The algorithm Bagged RLSVI for a problem with bagged decision times is summarized in Algorithm 1.

5 APPLICATION

In this section, we present an overview of the motivating problem concerning the redevelopment of the HeartSteps intervention (Liao et al., 2020; Spruijt-Metz et al., 2022). While this overview highlights the key elements of the planned intervention, it is a simplified version. Additionally, we construct a testbed

using real data from HeartSteps V2 and assess the performance of the proposed algorithm across different variants of the testbed, which represent potential environments in the upcoming trial.

5.1 mHealth Intervention

Figure 1 can be viewed as a simplified version of the expert-formed DAG describing the causal relationships in HeartSteps. In the currently planned implementation, each user experiences the intervention for 36 weeks, equivalent to $D = 252$ days. Each day is a bag containing $K = 5$ decision times. All K actions may impact the reward for the bag.

The action $A_{d,k} \in \mathcal{A}_k = \{0, 1\}$ represents whether a notification is sent (1) or not (0). The notifications are designed to prompt the user to complete short-term tasks, such as a 10-minute walk. The reward $R_d \in \mathbb{R}$ is defined as the daily commitment to being active, measured through surveys. The context $C_{d,k}$ is the logarithm of the 30-minute step count prior to the k th decision time. The proximal outcome $M_{d,k} \in \mathbb{R}$ is the logarithm of the 30-minute step count after the k th decision time. The engagement $E_d \in \mathbb{R}$ is the square root of the weighted average of daily app page view times over the past 7 days. A higher number of views indicates better engagement with the app. Since the action $A_{d,k}$ is designed to prompt short-term PA, it is expected to impact the daily reward R_d only through the proximal outcome $M_{d,k}$. The K interventions are separated by several hours, so $M_{d,1:K}$ are considered conditionally independent given R_{d-1} and E_{d-1} . App engagement E_d is expected to be affected by the notifications received each day, as users tend to disengage from the app if they receive notifications too frequently. We expect the positive effect of actions to go through $M_{d,k}$ and the negative effect to go through E_d . The mediator $N_{d,k}$ is not measured in HeartSteps V2 and thus will not be used in the following analysis.

5.2 Implementation

Since the mediator $N_{d,k}$ is not measured, a D-BaSS of $\{H_{d,k}\}_{\mathcal{I}}$ is $S'_{d,k} = [E_{d-1}, R_{d-1}, M_{d,1:(k-1)}, A_{d,1:(k-1)}, C_{d,k}]$. Denote the expanded state vector as $\tilde{S}'_{d,k} := [E_{d-1}, R_{d-1}, \tilde{M}_{d,1:(K-1)}, \tilde{A}_{d,1:(K-1)}, C_{d,k}, k]$, where $\tilde{M}_{d,j} = \mathbb{1}(j < k) M_{d,j}$ and $\tilde{A}_{d,j} = \mathbb{1}(j < k) A_{d,j}$. Then we define the basis function $\phi_k(S'_{d,k}, A_{d,k})$ as

$$\begin{aligned} \phi(\tilde{S}'_{d,k}, A_{d,k})^T &:= [1, k, E_{d-1}, kE_{d-1}, R_{d-1}, kR_{d-1}] \\ &\curvearrowright [\tilde{M}_{d,1:(K-1)}, \tilde{A}_{d,1:(K-1)}, C_{d,k}] \\ &\curvearrowright \mathbb{1}(k=1) A_{d,k} [1, E_{d-1}, R_{d-1}, C_{d,k}] \curvearrowright \dots \\ &\curvearrowright \mathbb{1}(k=K) A_{d,k} [1, E_{d-1}, R_{d-1}, C_{d,k}], \end{aligned}$$

where \smile represents vector concatenation and the basis function ϕ does not depend on the time index. Now the Q-function becomes $Q_k(s'_{d,k}, a_{d,k}) = \phi(\tilde{s}'_{d,k}, a_{d,k})^T \beta$, where the parameter β is the same for all k . Data across different decision times and bags are pooled to estimate treatment-free effects, but interaction effects are allowed to remain time-varying. Compared to modeling Q_k separately for each k , this approach reduces the total number of parameters from 60 to 35. More importantly, the effective sample size for estimating the main effect is increased by K times, while time-varying policies are maintained. The effects of unobserved $A_{d,j}$ and $M_{d,j}$ for future decision times $j \geq k$ are integrated into the variables k, kE_{d-1}, kR_{d-1} . Based on the DAG, there does not exist a direct causal effect between the mediators $M_{d,1:K}$ in a bag. The basis function thus assumes that the impact of $M_{d,k}$ on R_d and the impact of $A_{d,k}$ on E_d are approximately the same for each k , leading to the terms k, kE_{d-1}, kR_{d-1} .

5.3 Simulation Testbed

HeartSteps V2 contains 42 users after data cleaning. In the following numerical experiments, all variables are standardized. Due to user heterogeneity, each user represents a different environment. Details regarding the testbed are provided in Appendices F-H.

Variants of Testbed To construct different variants of the testbed, we follow guidelines from behavioral science that define small, medium, and large standardized treatment effects (STE) (Cohen, 1988). The STE reflects the difficulty of learning the optimal policy from noisy data. Based on these guidelines, we create the following four variants to study how the algorithms perform under different positive and negative effects of actions.

- (a) Vanilla testbed. Medium STE.
- (b) Enhance the positive effects by increasing the effect of $A_{d,k} \rightarrow M_{d,k}$ for all k . Large STE.
- (c) Enhance the negative effects by increasing the effect of $E_d \rightarrow R_d$ and decreasing the effect of $A_{d,k} \rightarrow E_d$ for all k . Small STE.
- (d) Enhance the positive and negative effects simultaneously by combining the changes in Variants (b) and (c). Medium STE.

To examine the impact of misspecified assumptions in Figure 1, we construct three variants of the testbed that violate the assumptions in the DAG.

- (e) The arrow $R_{d-1} \rightarrow E_d$ exists. Medium STE.

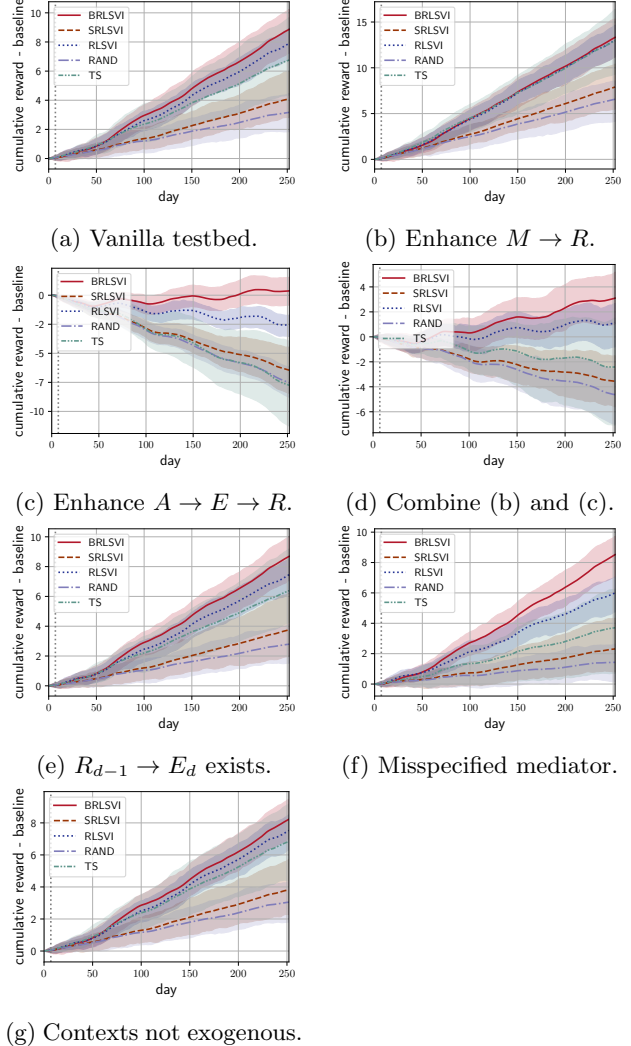


Figure 2: The average cumulative rewards of BRLSVI, SRLSVI, RLSVI, and RAND, each subtracting the average cumulative rewards of the zero policy.

- (f) The arrows $A_{d,1:K} \rightarrow R_d$ exist, representing the effect of another unobserved mediator. Medium STE.
- (g) The arrows $R_{d-1}, E_{d-1} \rightarrow C_{d,1:K}$ exist, so that the contexts are not exogenous. Medium STE.

5.4 Simulation Results

The proposed algorithm BRLSVI will be compared against the baseline methods. Without the periodic MDP framework, one approach is to treat the K actions within a bag as a K -dimensional action and apply algorithms designed for a stationary MDP at the bag level. The bag action $[A_{d,1:K}]$ has 2^K different values when $\mathcal{A}_k = \{0, 1\}$. Alternatively, each bag can be treated as a separate episode, allowing the use of episodic RL algorithms. Therefore, the four baseline

methods are: (1) Stationary RLSVI (SRLSVI) (Osband et al., 2016, Algorithm 7), which treats each bag as a decision point in the standard MDP and chooses a vector of K actions at the beginning of the bag. (2) RLSVI (Osband et al., 2016, Algorithm 1) with a finite horizon K . (3) Random policy (RAND), which takes action 1 with a 0.5 probability. (4) Thompson sampling (TS), which assumes a stationary bandit setting and maximizes the proximal outcome $M_{d,k}$ at each time. The details of these methods are presented in Appendix E.

Each replication contains 42 different testbed environments, constructed from the 42 users in HeartSteps V2. The experiment is repeated 100 times for each method. We report the cumulative reward $\sum_{d=1}^D R_d$ averaged across the 42 users for each method, subtracting the average cumulative reward of the zero policy, where the action is always zero. Figure 2 shows the average and 95% confidence intervals across the 100 replications for the average cumulative reward.

The proposed method outperforms the baseline methods in all testbed variants except for Variant (b), particularly when the negative effect of actions is enhanced. SRLSVI cannot account for real-time information $M_{d,1:(k-1)}, A_{d,1:(k-1)}, C_{d,k}$ at each time (d, k) . Finite-horizon RLSVI ignores dependencies across bags, especially the delayed effect of the last action in a bag. Although the upper confidence bound of TS is comparable to that of BRLSVI in Variant (a), TS exhibits a lower average cumulative reward and a higher variance. In contrast, BRLSVI considers the long-term effects of actions while leveraging the real-time information at each decision time. The performance of RLSVI, TS, and BRLSVI is comparable in Variant (b) since the positive effect is much stronger than the negative effect, and the optimal policy is close to always treating. RLSVI and TS can still identify the optimal policy even when the delayed effects are ignored. As shown in Variants (e)-(g), the proposed BRLSVI is robust against a misspecified DAG, since the intervention policy is constructed using a model-free algorithm and the state vector $\tilde{S}'_{d,k}$ remains the same for these variants (see Appendix B.8 for details). In Appendix D, we demonstrate that $S'_{d,k}$ yields a higher cumulative reward than $S''_{d,k}$ on all testbed variants.

6 DISCUSSION

In this work, we design an RL algorithm for bagged decision times based on a causal DAG. The causal DAG encodes domain knowledge to construct states and speed up learning, but we also demonstrate that the proposed algorithm remains robust to misspeci-

fied assumptions in the DAG. Although we focus on the case where a single reward is observed per bag, the method can be readily extended to problems with multiple rewards and non-Markovian, non-stationary transition dynamics within a bag.

As per our agreements with the health system from which the patient data was collected, we are unable to release the original dataset. However, we have published the testbed with our code here: github.com/StatisticalReinforcementLearningLab/Bagged-Decision-Times. The testbed is derived from the original dataset with small perturbation to maintain confidentiality.

Definition 3.1 assumes that the length of each bag is fixed at K . In our motivating problem described in Section 5, this assumption naturally holds, as one day can be viewed as a bag with $K = 5$ decision times. Nonetheless, the framework can be extended to problems with a Markovian bag length using the trick of absorbing states, provided that the bag length is bounded by some constant $\bar{K} \in \mathbb{N}^+$. To define absorbing states, we need to assume that the same set of variables is defined across all decision times. If variable definitions differ across time, extra variables can be manually defined for padding. The reward $R_{d,k}$ takes values from $\mathbb{R} \cup [\perp]$, where \perp denotes a missing value. If $R_{d,k} = \perp$, the process continues as if it were in the middle of a bag. If $R_{d,k} \in \mathbb{R}$ is observed, it becomes an absorbing state, with $R_{d,k} = R_{d,k+1} = \dots = R_{d,\bar{K}}$. Similarly, the context and mediator also become absorbing states, and any actions $A_{d,(k+1):\bar{K}}$ have no effect on the reward. The objective remains to optimize the final reward $R_{d,\bar{K}}$ at the end of the bag, while intermediate rewards $R_{d,1:(\bar{K}-1)}$ may only be used as state variables in the RL algorithm. Under this formulation, all bags are defined with a length of \bar{K} , while the actual bag length K_d is a random variable and is Markovian across bags.

In the proposed algorithm, actions are selected by maximizing the Q-function with respect to a parameter sampled from the posterior distribution. In practice, obtaining the intervention assignment probability is crucial for post-study analysis (Zhang et al., 2022). Xu et al. (2024) proposed a method to estimate the assignment probability for finite-horizon RLSVI. How to estimate this probability for BRLSVI remains an open question.

Acknowledgments

This research was funded by NIH grants P50DA054039, P41EB028242, R01HL125440-06A1, UH3DE028723, and P30AG073107-03 GY3 Pilots. Susan Murphy holds concurrent appointments at

Harvard University and as an Amazon Scholar. This paper describes work performed at Harvard University and is not associated with Amazon.

References

- Agarwal, A., Jiang, N., Kakade, S. M., and Sun, W. (2022). Reinforcement learning: Theory and algorithms. *CS Dept., UW Seattle, Seattle, WA, USA, Tech. Rep*, 32:96.
- Aniket, A. and Chattopadhyay, A. (2024). Online reinforcement learning in periodic mdp. *IEEE Transactions on Artificial Intelligence*.
- Auer, P., Jaksch, T., and Ortner, R. (2008). Near-optimal regret bounds for reinforcement learning. *Advances in neural information processing systems*, 21.
- Bertsekas, D. (2007). *Dynamic programming and optimal control: Volume I*, volume 4. Athena scientific.
- Chen, Z., Leung, K. K., Wang, S., Tassioulas, L., Chan, K., and Baker, P. J. (2023). Learning technique to solve periodic markov decision process for network resource allocation. In *MILCOM 2023-2023 IEEE Military Communications Conference (MILCOM)*, pages 464–470. IEEE.
- Cohen, J. (1988). *Statistical power analysis for the behavioral sciences*. routledge.
- Cuthbertson, C. C., Moore, C. C., Sotres-Alvarez, D., Heiss, G., Isasi, C. R., Mossavar-Rahmani, Y., Carlson, J. A., Gallo, L. C., Llabre, M. M., Garcia-Bedoya, O. L., et al. (2022). Associations of steps per day and step intensity with the risk of diabetes: the hispanic community health study/study of latinos (hchs/sol). *International Journal of Behavioral Nutrition and Physical Activity*, 19(1):46.
- Deng, Z., Jiang, J., Long, G., and Zhang, C. (2023). Causal reinforcement learning: A survey. *Transactions on Machine Learning Research*.
- Ghosh, S., Guo, Y., Hung, P.-Y., Coughlin, L., Bonar, E., Nahum-Shani, I., Walton, M., and Murphy, S. (2024). rebandit: Random effects based online rl algorithm for reducing cannabis use. *arXiv preprint arXiv:2402.17739*.
- He, J., Zhou, D., and Gu, Q. (2021). Nearly minimax optimal reinforcement learning for discounted mdps. *Advances in Neural Information Processing Systems*, 34:22288–22300.
- Hu, Y. and Defourny, B. (2014). Near-optimality bounds for greedy periodic policies with application to grid-level storage. In *2014 IEEE Symposium on Adaptive Dynamic Programming and Reinforcement Learning (ADPRL)*, pages 1–8. IEEE.
- Huang, B., Lu, C., Leqi, L., Hernández-Lobato, J. M., Glymour, C., Schölkopf, B., and Zhang, K. (2022). Action-sufficient state representation learning for control with structural constraints. In *International Conference on Machine Learning*, pages 9260–9279. PMLR.
- Huang, J., Ma, S., Li, H., and Zhang, C.-H. (2011). The sparse laplacian shrinkage estimator for high-dimensional regression. *Annals of statistics*, 39(4):2021.
- Ibrahim, B. and Aljarah, A. (2024). The role of social media marketing activities in driving self-brand connection and user engagement behavior on instagram: a moderation–mediation approach. *European Journal of Innovation Management*, 27(5):1723–1742.
- Jin, C., Yang, Z., Wang, Z., and Jordan, M. I. (2020). Provably efficient reinforcement learning with linear function approximation. In *Conference on learning theory*, pages 2137–2143. PMLR.
- Lattimore, F., Lattimore, T., and Reid, M. D. (2016). Causal bandits: Learning good interventions via causal inference. *Advances in neural information processing systems*, 29.
- Liao, P., Greenewald, K., Klasnja, P., and Murphy, S. (2020). Personalized heartsteps: A reinforcement learning algorithm for optimizing physical activity. *Proceedings of the ACM on Interactive, Mobile, Wearable and Ubiquitous Technologies*, 4(1):1–22.
- Linderman, S., Antin, B., Zoltowski, D., and Glaser, J. (2020). SSM: Bayesian learning and inference for state space models. <https://github.com/lindermanlab/ssm>.
- Lu, Y., Meisami, A., and Tewari, A. (2022). Efficient reinforcement learning with prior causal knowledge. In *Conference on Causal Learning and Reasoning*, pages 526–541. PMLR.
- Lu, Y., Meisami, A., Tewari, A., and Yan, W. (2020). Regret analysis of bandit problems with causal background knowledge. In *Conference on Uncertainty in Artificial Intelligence*, pages 141–150. PMLR.
- Osband, I., Van Roy, B., and Wen, Z. (2016). Generalization and exploration via randomized value functions. In *International Conference on Machine Learning*, pages 2377–2386. PMLR.
- Padakandla, S., KJ, P., and Bhatnagar, S. (2020). Reinforcement learning algorithm for non-stationary environments. *Applied Intelligence*, 50(11):3590–3606.
- Pearl, J. (2009). *Causality: Models, Reasoning, and Inference*. Cambridge university press.

- Peters, J., Bühlmann, P., and Meinshausen, N. (2016). Causal inference by using invariant prediction: identification and confidence intervals. *Journal of the Royal Statistical Society Series B: Statistical Methodology*, 78(5):947–1012.
- Pitis, S. (2019). Rethinking the discount factor in reinforcement learning: A decision theoretic approach. In *Proceedings of the AAAI conference on artificial intelligence*, pages 7949–7956.
- Ramsey, J., Zhang, J., and Spirtes, P. L. (2012). Adjacency-faithfulness and conservative causal inference. *arXiv preprint arXiv:1206.6843*.
- Riis, J. O. (1965). Discounted markov programming in a periodic process. *Operations Research*, 13(6):920–929.
- Rosas, F. E., Mediano, P. A., Biehl, M., Chandaria, S., and Polani, D. (2020). Causal blankets: Theory and algorithmic framework. In *International workshop on active inference*, pages 187–198. Springer.
- Russo, D. J., Van Roy, B., Kazerouni, A., Osband, I., Wen, Z., et al. (2018). A tutorial on thompson sampling. *Foundations and Trends® in Machine Learning*, 11(1):1–96.
- Scheines, R. (1997). *An introduction to causal inference*. Carnegie Mellon University.
- Seno, T. and Imai, M. (2022). d3rlpy: An offline deep reinforcement learning library. *Journal of Machine Learning Research*, 23(315):1–20.
- Shalizi, C. R. and Crutchfield, J. P. (2001). Computational mechanics: Pattern and prediction, structure and simplicity. *Journal of statistical physics*, 104:817–879.
- Skipper, S. and Josef, P. (2010). statsmodels: Econometric and statistical modeling with python. https://www.statsmodels.org/dev/generated/statsmodels.regression.linear_model.WLS.fit_regularized.html.
- Spirtes, P., Glymour, C., and Scheines, R. (2001). *Causation, prediction, and search*. MIT press.
- Spruijt-Metz, D., Marlin, B. M., Pavel, M., Rivera, D. E., Hekler, E., De La Torre, S., El Mistiri, M., Golaszweski, N. M., Li, C., Braga De Braganca, R., et al. (2022). Advancing behavioral intervention and theory development for mobile health: the heartsteps ii protocol. *International journal of environmental research and public health*, 19(4):2267.
- Tang, Y., Cai, X.-Q., Ding, Y.-X., Wu, Q., Liu, G., and Sugiyama, M. (2024). Reinforcement learning from bagged reward. *arXiv preprint arXiv:2402.03771*.
- Tran, A., Bibaut, A., and Kallus, N. (2024). Inferring the long-term causal effects of long-term treatments from short-term experiments. In *International Conference on Machine Learning*, pages 48565–48577. PMLR.
- Trella, A. L., Zhang, K. W., Nahum-Shani, I., Shetty, V., Doshi-Velez, F., and Murphy, S. A. (2023). Reward design for an online reinforcement learning algorithm supporting oral self-care. In *Proceedings of the AAAI Conference on Artificial Intelligence*, volume 37, pages 15724–15730.
- Veugen, L., van der Wal, J., and Wessels, J. (1983). The numerical exploitation of periodicity in markov decision processes. *Operations-Research-Spektrum*, 5(2):97–103.
- Wang, S., Zhang, C., Kröse, B., and van Hoof, H. (2021). Optimizing adaptive notifications in mobile health interventions systems: reinforcement learning from a data-driven behavioral simulator. *Journal of medical systems*, 45(12):102.
- Wang, S., Zhang, P., Zhuo, T., and Ye, H. (2023). Scheduling power-to-ammonia plants considering uncertainty and periodicity of electricity prices. *Smart Energy*, 11:100113.
- Xu, Z., Yan, I., and Murphy, S. (2024). An adaptation of rlsvi with explicit action sampling probabilities. In *Deployable RL: From Research to Practice@ Reinforcement Learning Conference 2024*.
- Zhang, A., Lipton, Z. C., Pineda, L., Azizzadenesheli, K., Anandkumar, A., Itti, L., Pineau, J., and Furlanello, T. (2021). Learning causal state representations of partially observable environments. *arXiv preprint arXiv:1906.10437*.
- Zhang, A., Lyle, C., Sodhani, S., Filos, A., Kwiatkowska, M., Pineau, J., Gal, Y., and Precup, D. (2020). Invariant causal prediction for block mdps. In *International Conference on Machine Learning*, pages 11214–11224. PMLR.
- Zhang, J. and Bareinboim, E. (2020). Designing optimal dynamic treatment regimes: A causal reinforcement learning approach. In *International conference on machine learning*, pages 11012–11022. PMLR.
- Zhang, K. W., Janson, L., and Murphy, S. A. (2022). Statistical inference after adaptive sampling for longitudinal data. *arXiv preprint arXiv:2202.07098*.

Checklist

1. For all models and algorithms presented, check if you include:
 - (a) A clear description of the mathematical setting, assumptions, algorithm, and/or model. Yes, see Sections 3 and 4.

- (b) An analysis of the properties and complexity (time, space, sample size) of any algorithm. Yes, see Appendix C.
 - (c) (Optional) Anonymized source code, with specification of all dependencies, including external libraries. Yes, see Section 6 and Appendix C.
2. For any theoretical claim, check if you include:
- (a) Statements of the full set of assumptions of all theoretical results. Yes, see Section 4.
 - (b) Complete proofs of all theoretical results. Yes, see Appendix B.
 - (c) Clear explanations of any assumptions. Yes, see Section 4.
3. For all figures and tables that present empirical results, check if you include:
- (a) The code, data, and instructions needed to reproduce the main experimental results (either in the supplemental material or as a URL). Yes, see Section 6.
 - (b) All the training details (e.g., data splits, hyperparameters, how they were chosen). Yes, see Appendix C.
 - (c) A clear definition of the specific measure or statistics and error bars (e.g., with respect to the random seed after running experiments multiple times). Yes, see Section 5.4.
 - (d) A description of the computing infrastructure used. (e.g., type of GPUs, internal cluster, or cloud provider). Yes, see Appendix C.
4. If you are using existing assets (e.g., code, data, models) or curating/releasing new assets, check if you include:
- (a) Citations of the creator If your work uses existing assets. Yes, see Section 5.
 - (b) The license information of the assets, if applicable. Not Applicable.
 - (c) New assets either in the supplemental material or as a URL, if applicable. Not Applicable.
 - (d) Information about consent from data providers/curators. Not Applicable.
 - (e) Discussion of sensible content if applicable, e.g., personally identifiable information or offensive content. Not Applicable.
5. If you used crowdsourcing or conducted research with human subjects, check if you include:
- (a) The full text of instructions given to participants and screenshots. Not Applicable.
 - (b) Descriptions of potential participant risks, with links to Institutional Review Board (IRB) approvals if applicable. Not Applicable.
 - (c) The estimated hourly wage paid to participants and the total amount spent on participant compensation. Not Applicable.

Harnessing Causality in Reinforcement Learning With Bagged Decision Times: Supplementary Materials

Contents

1	INTRODUCTION	1
2	RELATED WORK	2
3	BAGGED DECISION TIMES	3
4	METHODOLOGY	3
4.1	Markov State Transition	4
4.2	K -Periodic MDP	4
4.3	State Construction	6
4.4	RL Algorithm	6
5	APPLICATION	7
5.1	mHealth Intervention	7
5.2	Implementation	7
5.3	Simulation Testbed	8
5.4	Simulation Results	8
6	DISCUSSION	9
A	TABLE OF NOTATIONS	14
B	ADDITIONAL THEORETICAL RESULTS IN SECTION 4	14
B.1	Proof of Lemma B.1	17
B.2	Proof of Lemma B.2	21
B.3	Proof of Theorem 4.2	22
B.4	Proof of Lemma 4.1	24
B.5	Proof of Lemma 4.3	25
B.6	Proof of Theorem 4.4	27
B.7	Proof of Corollary 4.5	30
B.8	Misspecified DAG Assumptions	30
C	IMPLEMENTATION DETAILS	31

D	ADDITIONAL SIMULATION RESULTS	32
E	BASELINE ALGORITHMS	32
E.1	Stationary RLSVI	32
E.2	RLSVI with a Horizon K	33
E.3	Random Policy	35
E.4	Maximizing Proximal Outcomes with TS	35
F	DATA FOR CONSTRUCTING THE TESTBED	35
F.1	Dropout	35
F.2	Obtaining the Variables	36
F.3	Missing Data	37
F.4	Constructing the Reward	37
G	CONSTRUCTING THE VANILLA TESTBED	40
G.1	Working Model for the DAG	40
G.2	Standardization	40
G.3	Fitting the Testbed Model	41
G.4	Generate Data With the Testbed	42
G.5	Model Diagnostics	42
H	VARIANTS OF THE TESTBED	43
H.1	Standardized Treatment Effect (STE)	43
H.2	Requirements for Constructing Variants of the Testbed	50
H.3	Variants of the Testbed	52
H.4	Misspecified DAG	52
A	TABLE OF NOTATIONS	

In this section, we summarize the definition of notations.

B ADDITIONAL THEORETICAL RESULTS IN SECTION 4

This section contains additional theoretical results and proofs for the results in Section 4.

Let Π be the class of all history-dependent, stochastic (HS) policies π , where $\pi = \{\pi_{d,1:K}\}_{d=1}^{\infty}$ and $\pi_{d,k} : (\mathcal{S}_1 \times \cdots \times \mathcal{S}_K)^{d-1} \times \mathcal{S}_1 \times \cdots \times \mathcal{S}_k \mapsto \Delta(\mathcal{A}_k)$. In this section, we will define the value functions for a general policy $\pi \in \Pi$, and show that it is enough to restrict on the class of Markov, stationary and deterministic (MSD) policies $\tilde{\Pi}$. We will then prove that the definitions of value functions and Q-functions for $\tilde{\pi} \in \tilde{\Pi}$ here is equivalent to the definitions in Section 4.2.

To show that it is enough to restrict on the MSD policy class for a stationary MDP, Bertsekas (2007) proved that for any HS policy, there exists an MSD policy s.t. they generate the same state-action visitation probability. Agarwal et al. (2022) instead proved that there exists an optimal policy that is MSD. However, both the proofs rely on the stationary structure s.t. there is only one value function. Therefore, we need to prove that the results in a stationary MDP holds analogously for a K -bagged MDP when there are K time-dependent value functions.

Table 1: Table of notations.

Notation	Definiton
d	Index of a bag
k	Index of a decision time in a bag
\mathcal{I}	Index set $\mathcal{I} := \{(d, k) : d \geq 1, k \in \{1 : K\}\}$
$V_{d,k}$	Represent any variable at time (d, k)
$A_{d,k}$	The action at time (d, k)
$C_{d,k}$	The context at time (d, k)
$M_{d,k}$	A mediator of R_d , usually representing the proximal positive effect of actions
$N_{d,k}$	A mediator of E_d , usually representing the proximal negative effect of actions
E_d	A mediator of R_d , usually representing the delayed negative effect of actions
R_d	The reward at the end of bag d
\mathbf{B}_d	The vector of all variables in bag d
$\tilde{\mathbf{B}}_d$	A subset of bag d s.t. $\tilde{\mathbf{B}}_d$ d-separates \mathbf{B}_{d+1} and $\mathbf{B}_{0:d}$, but any proper subset of $\tilde{\mathbf{B}}_d$ does not d-separate \mathbf{B}_{d+1} and $\mathbf{B}_{0:d}$.
$H_{d,k}$	The observed data since the previous action ($A_{d,k-1}$ if $k \geq 2$ or $A_{d-1,K}$ if $k = 1$) and before the current action $A_{d,k}$
$\mathcal{H}_{d,k}$	All the observed history before $A_{d,k}$, i.e. $\mathcal{H}_{d,k} := \{H_{1,1}, \dots, H_{d,k}\}$
ν	The distribution of the first d-separator $\tilde{\mathbf{B}}_0$
r_k	The reward function at time k
γ_k	The discount factor for the rewards after time k
$\bar{\gamma}$	The discount factor for the reward of each bag
\mathbb{P}_k	The transition function at time k
\mathcal{A}_K	The action space at time k in a bag
\mathcal{S}_k	The state space at time k in a bag
$\Delta(\mathcal{B})$	The space of probability distributions over a set \mathcal{B}
\mathcal{M}	A K-periodic MDP
\mathbf{H}	A stochastic process representing the observed history
\mathbf{R}	A stochastic process representing the rewards
\mathbf{S}	A stochastic process representing a D-BaSS
\mathbf{Z}	A stochastic process representing a minimal D-BaSS
\mathbf{A}	A stochastic process representing the actions
Π	The class of all possibly history-dependent, stochastic policies
$\tilde{\Pi}$	the class of all Markov, stationary, and stochastic policies
Q_k^π	The Q-function of a policy π at time k
V_k^π	The value function of a policy π at time k
V_k^{S*}	The optimal value function of based on the sequence of states \mathcal{S} at time k

In the following analysis, we will follow the proof idea in Agarwal et al. (2022). Another possible proof method is to represent the K -bagged MDP as a stationary MDP by enhancing the state space to include time k as an additional variable. The transition function, and reward function will be redefined as a combination of the original time-dependent function and the time index. However, we will need extra indicators to represent state availability and action availability at different times. Besides, all rewards need to be rescaled to incorporate the time-dependent discounting factor. Therefore, we will still go through the general proof to show the existence of an MSD policy and prove the Bellman optimality equations. In the proof, we will also be able to demonstrate the connection between the K value functions.

The value function of a policy $\pi \in \Pi$ at time k in bag 1 is defined as

$$\mathcal{V}_k^\pi(s_{1,1:k}) := \mathbb{E}^\pi \left\{ \sum_{l=k}^K \eta_{1,k}^{1,l} R_{1,l} + \sum_{t=2}^{\infty} \sum_{l=1}^K \eta_{1,k}^{t,l} R_{t,l} \middle| S_{1,1:k} = s_{1,1:k} \right\}$$

for all $k \in \{1 : K\}$ and all $s_{1,1:k} \in \mathcal{S}_1 \times \dots \times \mathcal{S}_k$. The optimal value function for bag 1 is $\mathcal{V}_k^*(s_{1,1:k}) := \sup_{\pi \in \Pi} \mathcal{V}_k^\pi(s_{1,1:k})$. A policy $\pi \in \Pi$ is said to be optimal if $\mathcal{V}_1^\pi(s_{1,1}) = \mathcal{V}_1^*(s_{1,1})$ for all $s_{1,1} \in \mathcal{S}_1$. Similarly, we define the action-value function or Q-function for bag 1 as

$$\mathcal{Q}_k^\pi(s_{1,1:k}, a_{1,k}) := \mathbb{E}^\pi \left\{ \sum_{l=k}^K \eta_{1,k}^{1,l} R_{1,l} + \sum_{t=2}^{\infty} \sum_{l=1}^K \eta_{1,k}^{t,l} R_{t,l} \middle| S_{1,1:k} = s_{1,1:k}, A_{1,k} = a_{1,k} \right\}.$$

Notice that \mathcal{Q}_k^π does not depend on $a_{1,1:(k-1)}$ due to the Markov property. The dependence on $s_{1,1:(k-1)}$ is through the policy π . The optimal Q-function is $\mathcal{Q}_k^*(s_{1,1:k}, a_{1,k}) = \sup_{\pi \in \Pi} \mathcal{Q}_k^\pi(s_{1,1:k}, a_{1,k})$ for all $k \in \{1 : K\}$, all $s_{1,1:k} \in \mathcal{S}_1 \times \dots \times \mathcal{S}_k$ and $a_{1,k} \in \mathcal{A}_k$.

Lemma B.1. *For a K -bagged MDP, there exists a Markov and stationary policy $\bar{\pi} = \{\bar{\pi}_{1:K}\}$ for each bag, where $\bar{\pi}_k : \mathcal{S}_k \mapsto \mathcal{A}_k$ is a deterministic policy at decision time k , s.t. $\bar{\pi}$ is optimal, i.e. $\mathcal{V}_1^{\bar{\pi}}(s_{1,1}) = \mathcal{V}_1^*(s_{1,1})$.*

In the proof of Lemma B.1 in Appendix B.1, we first show that there exists an optimal policy which is Markovian across bags but not necessarily within a bag. Then we demonstrate that there exists another policy which is Markovian both across and within a bag and yields the same actions as the previous policy. The construction of the optimal policy here does not depend directly on the optimal value functions, although it can be proved that $\bar{\pi}$ is actually equivalent to the optimal policy defined in Theorem 4.2.

Lemma B.1 shows that in order to find an optimal policy, it is sufficient to focus on the class $\tilde{\Pi}$ of all Markov and stationary policies. Lemma B.2 below presents some properties of $\tilde{\pi} \in \tilde{\Pi}$.

Lemma B.2. *For a policy $\tilde{\pi} \in \tilde{\Pi}$,*

$$\mathcal{V}_k^{\tilde{\pi}}(s_{1,1:k}) = \mathbb{E}^{\tilde{\pi}} \left\{ \sum_{l=k}^K \eta_{1,k}^{1,l} R_{1,l} + \sum_{t=2}^{\infty} \sum_{l=1}^K \eta_{1,k}^{t,l} R_{t,l} \middle| S_{1,k} = s_{1,k} \right\}$$

for all $s_{1,1:k} \in \mathcal{S}_1 \times \dots \times \mathcal{S}_k$. Therefore, the value function of $\tilde{\pi}$ can be denoted as $\mathcal{V}_k^{\tilde{\pi}}(s_{1,k})$. In addition, the optimal value function satisfies

$$\mathcal{V}_k^*(s_{1,1:k}) = \sup_{\pi \in \Pi} \mathcal{V}_k^\pi(s_{1,1:k}) = \sup_{\tilde{\pi} \in \tilde{\Pi}} \mathcal{V}_k^{\tilde{\pi}}(s_{1,k}) = \mathcal{V}_k^*(s_{1,k})$$

for all $s_{1,1:k}$.

Furthermore, the value function of $\tilde{\pi} \in \tilde{\Pi}$ at time k in bag $d \geq 1$, defined as

$$\mathbb{E}^{\tilde{\pi}} \left\{ \sum_{l=k}^K \eta_{d,k}^{d,l} R_{d,l} + \sum_{t=d+1}^{\infty} \sum_{l=1}^K \eta_{d,k}^{t,l} R_{t,l} \middle| S_{1,1} = s_{1,1}, \dots, S_{d,k} = s_{d,k} \right\},$$

is equal to $\mathcal{V}_k^{\tilde{\pi}}(s_{d,k})$ for all $s_{1,1}, \dots, s_{d,k} \in (\mathcal{S}_1 \times \dots \times \mathcal{S}_K)^{d-1} \times \mathcal{S}_1 \times \dots \times \mathcal{S}_k$. Besides, the optimal value function, i.e. the supremum of value function over all $\pi \in \Pi$, is equal to $\mathcal{V}_k^*(s_{d,k})$.

Similarly, the Q-function of $\tilde{\pi} \in \tilde{\Pi}$ can be denoted as $\mathcal{Q}_k^{\tilde{\pi}}(s_{1,k}, a_{1,k})$, and the optimal Q-function satisfies

$$\mathcal{Q}_k^*(s_{1,1:k}, a_{1,k}) = \sup_{\pi \in \Pi} \mathcal{Q}_k^\pi(s_{1,1:k}, a_{1,k}) = \sup_{\tilde{\pi} \in \tilde{\Pi}} \mathcal{Q}_k^{\tilde{\pi}}(s_{1,k}, a_{1,k}) = \mathcal{Q}_k^*(s_{1,k}, a_{1,k}).$$

The Q-function and optimal Q-function at time k in bag $d \geq 1$ is equal to $\mathcal{Q}_k^{\tilde{\pi}}(s_{d,k}, a_{d,k})$ and $\mathcal{Q}_k^*(s_{d,k}, a_{d,k})$.

Lemma B.2 proves that the value functions and Q-functions defined in this section is equivalent to the definitions in Section 4.2.

B.1 Proof of Lemma B.1

The following Lemma B.3 provides an upper bound for $\mathcal{V}_k^*(s_{1,k})$, and is useful for proving Lemma B.1.

Lemma B.3. *For the optimal value functions, we have*

$$\mathcal{V}_K^*(s_{1,1:K}) \leq \max_{a_{1,K} \in \mathcal{A}_K} \mathbb{E} \{ R_{1,K} + \gamma_K \mathcal{V}_1^*(S_{2,1}) \mid S_{1,1:K} = s_{1,1:K}, A_{1,K} = a_{1,K} \}, \quad (10)$$

for all $s_{1,1:K} \in \mathcal{S}_1 \times \cdots \times \mathcal{S}_K$ at decision time $k = K$, and

$$\mathcal{V}_k^*(s_{1,1:k}) \leq \max_{a_{1,k} \in \mathcal{A}_k} \mathbb{E} \{ R_{1,k} + \gamma_k \mathcal{V}_{k+1}^*(S_{1,1:(k+1)}) \mid S_{1,1:k} = s_{1,1:k}, A_{1,k} = a_{1,k} \}. \quad (11)$$

for all $s_{1,1:k} \in \mathcal{S}_1 \times \cdots \times \mathcal{S}_k$ at decision times $k \in \{1 : (K-1)\}$. Similarly, for the optimal Q-functions, we have

$$\mathcal{Q}_K^*(s_{1,1:K}, a_{1,K}) \leq \mathbb{E} \{ R_{1,K} + \gamma_K \mathcal{V}_1^*(S_{2,1}) \mid S_{1,1:K} = s_{1,1:K}, A_{1,K} = a_{1,K} \}, \quad (12)$$

for all $s_{1,1:K} \in \mathcal{S}_1 \times \cdots \times \mathcal{S}_K$ and $a_{1,K} \in \mathcal{A}_K$ at decision time $k = K$, and

$$\mathcal{Q}_k^*(s_{1,1:k}, a_{1,k}) \leq \mathbb{E} \{ R_{1,k} + \gamma_k \mathcal{V}_{k+1}^*(S_{1,1:(k+1)}) \mid S_{1,1:k} = s_{1,1:k}, A_{1,k} = a_{1,k} \}. \quad (13)$$

for all $s_{1,1:k} \in \mathcal{S}_1 \times \cdots \times \mathcal{S}_k$ and $a_{1,k} \in \mathcal{A}_k$ at decision times $k \in \{1 : (K-1)\}$.

Proof. We write the distribution of actions within the conditions of expectations to illustrate how the policies depend on other variables. Under consistency assumption in causal inference, the reward given the actions is equal to the potential outcomes of such actions. For any policy $\pi \in \Pi$, denote the conditional cumulative reward starting from bag 2 given $s_{1,1:K}, a_{1,K}$ as

$$\tilde{\mathcal{V}}_1^\pi(s_{2,1} \mid s_{1,1:K}, a_{1,K}) = \mathbb{E}^\pi \left\{ \sum_{t=2}^{\infty} \sum_{l=1}^K \eta_{1,K}^{t,l} R_{t,l} \mid S_{1,1:K} = s_{1,1:K}, S_{2,1} = s_{2,1}, A_{1,K} = a_{1,K} \right\}.$$

Let $\tilde{\pi}_{t,l,s_{0,1:K}}(S_{1,1}, \dots, S_{t,l})$ denote the policy $\pi_{t+1,l}(s_{0,1:K}, S_{1,1}, \dots, S_{t,l})$, given that $s_{0,1:K}$ are constants. By the Markov property,

$$\begin{aligned} & \tilde{\mathcal{V}}_1^\pi(s_{2,1} \mid s_{1,1:K}, a_{1,K}) \\ &= \mathbb{E} \left\{ \sum_{t=2}^{\infty} \sum_{l=1}^K \eta_{1,K}^{t,l} R_{t,l} \mid S_{2,1} = s_{2,1}, A_{t,l} \sim \pi_{t,l}(s_{1,1:K}, S_{2,1}, \dots, S_{t,l}) \text{ for } t \geq 2 \right\} \\ &= \gamma_K \mathbb{E} \left\{ \sum_{t=1}^{\infty} \sum_{l=1}^K \eta_{1,1}^{t,l} R_{t,l} \mid S_{1,1} = s_{2,1}, A_{t,l} \sim \pi_{t+1,l}(s_{1,1:K}, S_{1,1}, \dots, S_{t,l}) \text{ for } t \geq 1 \right\} \\ &= \gamma_K \mathbb{E} \left\{ \sum_{t=1}^{\infty} \sum_{l=1}^K \eta_{1,1}^{t,l} R_{t,l} \mid S_{1,1} = s_{2,1}, A_{t,l} \sim \tilde{\pi}_{t,l,s_{0,1:K}}(S_{1,1}, \dots, S_{t,l}) \text{ for } t \geq 1 \right\}. \end{aligned}$$

The second equality follows from the change of index. Since $\tilde{\pi}_{t,l,s_{0,1:K}}(S_{1,1}, \dots, S_{t,l}) \in \Pi$, we have

$$\tilde{\mathcal{V}}_1^\pi(s_{2,1} \mid s_{1,1:K}, a_{1,K}) \leq \gamma_K \mathcal{V}_1^*(s_{2,1}) \quad (14)$$

for all $\pi \in \Pi$, $s_{2,1} \in \mathcal{S}_1$, $s_{1,1:K} \in \mathcal{S}_1 \times \cdots \times \mathcal{S}_K$, and $a_{1,K} \in \mathcal{A}_K$. At the last decision time $k = K$ in the first bag $d = 1$,

$$\begin{aligned} \mathcal{V}_K^\pi(s_{1,1:K}) &= \mathbb{E}^\pi \left\{ R_{1,K} + \sum_{t=2}^{\infty} \sum_{l=1}^K \eta_{2,1}^{t,l} R_{t,l} \mid S_{1,1:K} = s_{1,1:K} \right\} \\ &= \sum_{a_{1,K} \in \mathcal{A}_K} \mathbb{P} \{ \pi_{1,K}(s_{1,1:K}) = a_{1,K} \} \mathbb{E}^\pi \left\{ R_{1,K} + \sum_{t=2}^{\infty} \sum_{l=1}^K \eta_{2,1}^{t,l} R_{t,l} \mid S_{1,1:K} = s_{1,1:K}, A_{1,K} = a_{1,K} \right\} \\ &= \sum_{a_{1,K} \in \mathcal{A}_K} \mathbb{P} \{ \pi_{1,K}(s_{1,1:K}) = a_{1,K} \} \mathbb{E} \left\{ R_{1,K} + \tilde{\mathcal{V}}_1^\pi(S_{2,1} \mid s_{1,1:K}, a_{1,K}) \mid S_{1,1:K} = s_{1,1:K}, A_{1,K} = a_{1,K} \right\}. \end{aligned}$$

Notice that $R_{1,K}$ and $S_{2,1}$ are independent of the policy π given $S_{1,1:K}$ and $A_{1,K}$. The second equality follows from the tower property of conditional expectation, and the third equality follows from the definition of $\tilde{\mathcal{V}}_1^\pi(s_{2,1}|s_{1,1:K}, a_{1,K})$. Following inequation (14),

$$\begin{aligned} \mathcal{V}_K^\pi(s_{1,1:K}) &\leq \sum_{a_{1,K} \in \mathcal{A}_K} \mathbb{P}\{\pi_{1,K}(s_{1,1:K}) = a_{1,K}\} \mathbb{E}\{R_{1,K} + \gamma_K \mathcal{V}_1^*(S_{2,1}) | S_{1,1:K} = s_{1,1:K}, A_{1,K} = a_{1,K}\} \\ &\leq \max_{a_{1,K} \in \mathcal{A}_K} \mathbb{E}\{R_{1,K} + \gamma_K \mathcal{V}_1^*(S_{2,1}) | S_{1,1:K} = s_{1,1:K}, A_{1,K} = a_{1,K}\}. \end{aligned} \quad (15)$$

Since the above inequation (15) holds for all $\pi \in \Pi$, we have

$$\mathcal{V}_K^*(s_{1,1:K}) = \sup_{\pi \in \Pi} \mathcal{V}_K^\pi(s_{1,1:K}) \leq \max_{a_{1,K} \in \mathcal{A}_K} \mathbb{E}\{R_{1,K} + \gamma_K \mathcal{V}_1^*(S_{2,1}) | S_{1,1:K} = s_{1,1:K}, A_{1,K} = a_{1,K}\}.$$

Similarly, for $k = K - 1, \dots, 1$, define the cumulative reward starting from the $(k + 1)$ th decision time in bag 1 as

$$\tilde{\mathcal{V}}_1^\pi(s_{1,k+1}|s_{1,1:k}, a_{1,k}) = \mathbb{E}^\pi \left\{ \sum_{l=k+1}^K \eta_{1,k}^{1,l} R_{1,l} + \sum_{t=2}^{\infty} \sum_{l=1}^K \eta_{1,k}^{t,l} R_{t,l} \middle| S_{1,1:k} = s_{1,1:k}, A_{1,k} = a_{1,k}, S_{1,k+1} = s_{1,k+1} \right\}.$$

Then, according to the Markov property and the definition of $\mathcal{V}_{k+1}^*(s_{1,1:(k+1)})$,

$$\begin{aligned} \tilde{\mathcal{V}}_1^\pi(s_{1,k+1}|s_{1,1:k}, a_{1,k}) &= \mathbb{E} \left\{ \sum_{l=k+1}^K \eta_{1,k}^{1,l} R_{1,l} + \sum_{t=2}^{\infty} \sum_{l=1}^K \eta_{1,k}^{t,l} R_{t,l} \middle| S_{1,k+1} = s_{1,k+1}, \right. \\ &\quad \left. A_{t,l} \sim \pi_{t,l}(s_{1,1:k}, S_{1,k+1}, \dots, S_{1,l}) \text{ for } t \geq 1, l \geq k+1 \text{ or } t \geq 2 \right\} \\ &\leq \gamma_k \mathcal{V}_{k+1}^*(s_{1,1:(k+1)}). \end{aligned} \quad (16)$$

The tower property of conditional expectation and inequation (16) yield

$$\begin{aligned} \mathcal{V}_k^\pi(s_{1,1:k}) &= \mathbb{E}^\pi \left\{ \sum_{l=k}^K \eta_{1,k}^{1,l} R_{1,l} + \sum_{t=2}^{\infty} \sum_{l=1}^K \eta_{1,k}^{t,l} R_{t,l} \middle| S_{1,1:k} = s_{1,1:k} \right\} \\ &= \sum_{a_{1,k} \in \mathcal{A}_k} \mathbb{P}\{\pi_{1,k}(s_{1,1:k}) = a_{1,k}\} \mathbb{E}\{R_{1,k} + \tilde{\mathcal{V}}_{k+1}^\pi(S_{1,k+1}|s_{1,1:k}, a_{1,k}) | S_{1,1:k} = s_{1,1:k}, A_{1,k} = a_{1,k}\} \\ &\leq \sum_{a_{1,k} \in \mathcal{A}_k} \mathbb{P}\{\pi_{1,k}(s_{1,1:k}) = a_{1,k}\} \mathbb{E}\{R_{1,k} + \gamma_k \mathcal{V}_{k+1}^*(s_{1,1:k}, S_{1,k+1}) | S_{1,1:k} = s_{1,1:k}, A_{1,k} = a_{1,k}\} \\ &\leq \max_{a_{1,k} \in \mathcal{A}_k} \mathbb{E}\{R_{1,k} + \gamma_k \mathcal{V}_{k+1}^*(S_{1,1:(k+1)}) | S_{1,1:k} = s_{1,1:k}, A_{1,k} = a_{1,k}\}. \end{aligned} \quad (17)$$

Since the above inequation (17) holds for all $\pi \in \Pi$, we have

$$\mathcal{V}_k^*(s_{1,1:k}) = \sup_{\pi \in \Pi} \mathcal{V}_k^\pi(s_{1,1:k}) \leq \max_{a_{1,k} \in \mathcal{A}_k} \mathbb{E}\{R_{1,k} + \gamma_k \mathcal{V}_{k+1}^*(S_{1,1:(k+1)}) | S_{1,1:k} = s_{1,1:k}, A_{1,k} = a_{1,k}\}.$$

For Q-functions at the last decision time $k = K$ in the first bag $d = 1$,

$$\begin{aligned} \mathcal{Q}_K^\pi(s_{1,1:K}, a_{1,K}) &= \mathbb{E}^\pi \left\{ R_{1,K} + \sum_{t=2}^{\infty} \sum_{l=1}^K \eta_{1,K}^{t,l} R_{t,l} \middle| S_{1,1:K} = s_{1,1:K}, A_{1,K} = a_{1,K} \right\} \\ &= \mathbb{E}\{R_{1,K} + \tilde{\mathcal{V}}_1^\pi(S_{2,1}|s_{1,1:K}, a_{1,K}) | S_{1,1:K} = s_{1,1:K}, A_{1,K} = a_{1,K}\} \\ &\leq \mathbb{E}\{R_{1,K} + \gamma_K \mathcal{V}_1^*(S_{2,1}) | S_{1,1:K} = s_{1,1:K}, A_{1,K} = a_{1,K}\} \end{aligned}$$

for all $\pi \in \Pi$. Therefore,

$$\mathcal{Q}_K^*(s_{1,1:K}, a_{1,K}) = \sup_{\pi \in \Pi} \mathcal{Q}_K^\pi(s_{1,1:K}, a_{1,K}) \leq \mathbb{E}\{R_{1,K} + \gamma_K \mathcal{V}_1^*(S_{2,1}) | S_{1,1:K} = s_{1,1:K}, A_{1,K} = a_{1,K}\}.$$

Similarly, for $k = K - 1, \dots, 1$,

$$\begin{aligned} \mathcal{Q}_k^\pi(s_{1,1:k}, a_{1,k}) &= \mathbb{E}^\pi \left\{ \sum_{l=k}^K \eta_{1,k}^{1,l} R_{1,l} + \sum_{t=2}^{\infty} \sum_{l=1}^K \eta_{1,k}^{t,l} R_{t,l} \middle| S_{1,1:k} = s_{1,1:k}, A_{1,k} = a_{1,k} \right\} \\ &= \mathbb{E} \left\{ R_{1,k} + \tilde{\mathcal{V}}_{k+1}^\pi(S_{1,k+1} | s_{1,1:k}, a_{1,k}) \middle| S_{1,1:k} = s_{1,1:k}, A_{1,k} = a_{1,k} \right\} \\ &\leq \mathbb{E} \left\{ R_{1,k} + \gamma_k \mathcal{V}_{k+1}^*(s_{1,1:k}, S_{1,k+1}) \middle| S_{1,1:k} = s_{1,1:k}, A_{1,k} = a_{1,k} \right\} \end{aligned}$$

for all $\pi \in \Pi$. Therefore,

$$\mathcal{Q}_k^*(s_{1,1:k}, a_{1,k}) = \sup_{\pi \in \Pi} \mathcal{Q}_k^\pi(s_{1,1:k}, a_{1,k}) \leq \mathbb{E} \left\{ R_{1,k} + \gamma_k \mathcal{V}_{k+1}^*(s_{1,1:k}, S_{1,k+1}) \middle| S_{1,1:k} = s_{1,1:k}, A_{1,k} = a_{1,k} \right\}.$$

□

Next, we will show that there exists a Markov policy across bags, but not necessarily within bags, that is optimal with respect to the value function \mathcal{V}_1^* .

Lemma B.4. Define a policy $\pi' = \{\pi'_{1:K}\}$, where

$$\pi'_K(s_{1,1:K}) = \operatorname{argmax}_{a_{1,K} \in \mathcal{A}_K} \mathbb{E} \{ R_{1,K} + \gamma_K \mathcal{V}_1^*(S_{2,1}) | S_{1,1:K} = s_{1,1:K}, A_{1,K} = a_{1,K} \}$$

at time $k = K$, and

$$\pi'_k(s_{1,1:k}) = \operatorname{argmax}_{a_{1,k} \in \mathcal{A}_k} \mathbb{E} \{ R_{1,k} + \gamma_k \mathcal{V}_{k+1}^*(S_{1,1:(k+1)}) | S_{1,1:k} = s_{1,1:k}, A_{1,k} = a_{1,k} \}$$

at time $k = K - 1, \dots, 1$. Then the policy π' is optimal, i.e., $\mathcal{V}_1^{\pi'}(s_{1,1}) = \mathcal{V}_1^*(s_{1,1})$ for all $s_{1,1} \in \mathcal{S}_1$. In addition,

$$\mathcal{V}_K^*(s_{1,1:K}) = \mathcal{V}_K^{\pi'}(s_{1,1:K}) = \max_{a_{1,K} \in \mathcal{A}_K} \mathbb{E} \{ R_{1,K} + \gamma_K \mathcal{V}_1^*(S_{2,1}) | S_{1,1:K} = s_{1,1:K}, A_{1,K} = a_{1,K} \}, \quad (18)$$

$$\mathcal{V}_k^*(s_{1,1:k}) = \mathcal{V}_k^{\pi'}(s_{1,1:k}) = \max_{a_{1,k} \in \mathcal{A}_k} \mathbb{E} \{ R_{1,k} + \gamma_k \mathcal{V}_{k+1}^*(S_{1,1:(k+1)}) | S_{1,1:k} = s_{1,1:k}, A_{1,k} = a_{1,k} \} \quad (19)$$

for all $k \in \{1 : K\}$ and all $s_{1,1:k} \in \mathcal{S}_1 \times \dots \times \mathcal{S}_k$. Similarly, for the same π' we have

$$\mathcal{Q}_K^*(s_{1,1:K}, a_{1,K}) = \mathcal{Q}_K^{\pi'}(s_{1,1:K}, a_{1,K}) \quad (20)$$

$$\mathcal{Q}_k^*(s_{1,1:k}, a_{1,k}) = \mathcal{Q}_k^{\pi'}(s_{1,1:k}, a_{1,k}) \quad (21)$$

for all $k \in \{1 : K\}$, all $s_{1,1:k} \in \mathcal{S}_1 \times \dots \times \mathcal{S}_k$, and all $a_{1,k} \in \mathcal{A}_k$.

Proof. According to inequation (10) in Lemma B.3 and the definition of $\pi'_K(s_{1,K})$,

$$\begin{aligned} \mathcal{V}_K^*(s_{1,1:K}) &\leq \mathbb{E} \{ R_{1,K} + \gamma_K \mathcal{V}_1^*(S_{2,1}) | S_{1,1:K} = s_{1,1:K}, A_{1,K} \sim \pi'_K(s_{1,1:K}) \} \\ &= \mathbb{E}^{\pi'} \{ R_{1,K} + \gamma_K \mathcal{V}_1^*(S_{2,1}) | S_{1,1:K} = s_{1,1:K} \}. \end{aligned} \quad (22)$$

Similarly, by inequation (11) in Lemma B.3 and the definition of $\pi'_k(s_{1,k})$,

$$\begin{aligned} \mathcal{V}_k^*(s_{1,1:k}) &\leq \mathbb{E} \{ R_{1,k} + \gamma_k \mathcal{V}_{k+1}^*(S_{1,1:(k+1)}) | S_{1,1:k} = s_{1,1:k}, A_{1,k} \sim \pi'_k(s_{1,1:k}) \} \\ &= \mathbb{E}^{\pi'} \{ R_{1,k} + \gamma_k \mathcal{V}_{k+1}^*(S_{1,1:(k+1)}) | S_{1,1:k} = s_{1,1:k} \}. \end{aligned} \quad (23)$$

Combining inequalities (22) and (23) and applying the same arguments recursively, we have

$$\begin{aligned} \mathcal{V}_1^*(s_{1,1}) &\leq \mathbb{E}^{\pi'} \{ R_{1,1} + \gamma_1 \mathcal{V}_2^*(S_{1,1:2}) | S_{1,1} = s_{1,1} \} \\ &\leq \mathbb{E}^{\pi'} \left\{ R_{1,1} + \gamma_1 \mathbb{E}^{\pi'} \{ R_{1,2} + \gamma_2 \mathcal{V}_3^*(S_{1,1:3}) | S_{1,1:2} \} \middle| S_{1,1} = s_{1,1} \right\} \\ &= \mathbb{E}^{\pi'} \{ R_{1,1} + \gamma_1 R_{1,2} + \gamma_1 \gamma_2 \mathcal{V}_3^*(S_{1,1:3}) | S_{1,1} = s_{1,1} \} \\ &\leq \dots \\ &\leq \mathbb{E}^{\pi'} \{ R_{1,1} + \gamma_1 R_{1,2} + \gamma_1 \gamma_2 R_{1,3} + \dots | S_{1,1} = s_{1,1} \} \\ &= \mathcal{V}_1^{\pi'}(s_{1,1}). \end{aligned}$$

Since $\pi' \in \Pi$, we have $\mathcal{V}_1^{\pi'}(s_{1,1}) \leq \mathcal{V}_1^*(s_{1,1})$. Therefore, $\mathcal{V}_1^{\pi'}(s_{1,1}) = \mathcal{V}_1^*(s_{1,1})$ and the policy π' is optimal. Furthermore, with the same arguments, we have that

$$\mathcal{V}_k^*(s_{1,1:k}) \leq \mathcal{V}_k^{\pi'}(s_{1,1:k})$$

for $k = 2, \dots, K$. Since $\mathcal{V}_k^{\pi'}(s_{1,1:k}) \leq \mathcal{V}_k^*(s_{1,1:k})$, we also have $\mathcal{V}_k^{\pi'}(s_{1,1:k}) = \mathcal{V}_k^*(s_{1,1:k})$. Equations (18) and (19) follow from the definition of π' .

For Q-functions, inequation (13), equations (18) and (19), and the definition of $\mathcal{V}_{k+1}^{\pi'}$ yield

$$\begin{aligned} \mathcal{Q}_k^*(s_{1,1:k}, a_{1,k}) &\leq \mathbb{E} \left\{ R_{1,k} + \gamma_k \mathcal{V}_{k+1}^*(S_{1,1:(k+1)}) \middle| S_{1,1:k} = s_{1,1:k}, A_{1,k} = a_{1,k} \right\} \\ &= \mathbb{E} \left\{ R_{1,k} + \gamma_k \mathcal{V}_{k+1}^{\pi'}(S_{1,1:(k+1)}) \middle| S_{1,1:k} = s_{1,1:k}, A_{1,k} = a_{1,k} \right\} \\ &= \mathbb{E}^{\pi'} \left\{ \sum_{l=k}^K \eta_{1,k}^{1,l} R_{1,l} + \sum_{t=2}^{\infty} \sum_{l=1}^K \eta_{1,k}^{t,l} R_{t,l} \middle| S_{1,1:k} = s_{1,1:k}, A_{1,k} = a_{1,k} \right\} = \mathcal{Q}_k^{\pi'}(s_{1,1:k}, a_{1,k}). \end{aligned}$$

for $k \in \{1 : K\} - 1$ and for all $s_{1,1:k}$ and $a_{1,k}$. Similarly, inequation (12) and equation (19) yield

$$\begin{aligned} \mathcal{Q}_K^*(s_{1,1:K}, a_{1,K}) &\leq \mathbb{E} \left\{ R_{1,K} + \gamma_K \mathcal{V}_1^*(S_{2,1}) \middle| S_{1,1:K} = s_{1,1:K}, A_{1,K} = a_{1,K} \right\} \\ &= \mathbb{E} \left\{ R_{1,K} + \gamma_K \mathcal{V}_1^{\pi'}(S_{2,1}) \middle| S_{1,1:K} = s_{1,1:K}, A_{1,K} = a_{1,K} \right\} \end{aligned}$$

at the decision time $k = K$. Notice that

$$\begin{aligned} \mathcal{V}_1^{\pi'}(s_{2,1}) &= \mathbb{E}^{\pi'} \left\{ \sum_{t=1}^{\infty} \sum_{l=1}^K \eta_{1,1}^{t,l} R_{t,l} \middle| S_{1,1} = s_{2,1} \right\} \\ &= \mathbb{E} \left\{ \sum_{t=2}^{\infty} \sum_{l=1}^K \eta_{2,1}^{t,l} R_{t,l} \middle| S_{2,1} = s_{2,1}, A_{t,l} \sim \pi_{t,l}(S_{t,1:l}) \text{ for } t \geq 2 \right\} \\ &= \mathbb{E} \left\{ \sum_{t=2}^{\infty} \sum_{l=1}^K \eta_{2,1}^{t,l} R_{t,l} \middle| S_{1,1:K} = s_{1,1:K}, A_{1,K} = a_{1,K}, S_{2,1} = s_{2,1}, A_{t,l} \sim \pi_{t,l}(S_{t,1:l}) \text{ for } t \geq 2 \right\} \\ &= \mathbb{E}^{\pi'} \left\{ \sum_{t=2}^{\infty} \sum_{l=1}^K \eta_{2,1}^{t,l} R_{t,l} \middle| S_{1,1:K} = s_{1,1:K}, A_{1,K} = a_{1,K}, S_{2,1} = s_{2,1} \right\}, \end{aligned}$$

where the second line follows from the change of index, and the third line follows from the Markov property. Therefore,

$$\begin{aligned} &\mathcal{Q}_K^*(s_{1,1:K}, a_{1,K}) \\ &\leq \mathbb{E} \left\{ R_{1,K} + \gamma_K \mathbb{E}^{\pi'} \left\{ \sum_{t=2}^{\infty} \sum_{l=1}^K \eta_{2,1}^{t,l} R_{t,l} \middle| S_{1,1:K} = s_{1,1:K}, A_{1,K} = a_{1,K}, S_{2,1} \right\} \middle| S_{1,1:K} = s_{1,1:K}, A_{1,K} = a_{1,K} \right\} \\ &= \mathbb{E}^{\pi'} \left\{ R_{1,K} + \gamma_K \sum_{t=2}^{\infty} \sum_{l=1}^K \eta_{2,1}^{t,l} R_{t,l} \middle| S_{1,1:K} = s_{1,1:K}, A_{1,K} = a_{1,K} \right\} = \mathcal{Q}_K^{\pi'}(s_{1,1:K}, a_{1,K}) \end{aligned}$$

for all $s_{1,1:K}$ and $a_{1,K}$. The results follow by noticing that $\mathcal{Q}_k^*(s_{1,1:k}, a_{1,k}) \geq \mathcal{Q}_k^{\pi'}(s_{1,1:k}, a_{1,k})$ for all k . \square

Now we are ready to prove Lemma B.1.

Proof. According to the Markov property, $R_{1,K}$ and $S_{2,1}$ are independent of $S_{1,1:(K-1)}$ and $A_{1,1:(K-1)}$ given $S_{1,K}$ and $A_{1,K}$. Therefore,

$$\mathbb{E} \{ R_{1,K} + \gamma_K \mathcal{V}_1^*(S_{2,1}) \middle| S_{1,1:K} = s_{1,1:K}, A_{1,K} = a_{1,K} \} = \mathbb{E} \{ R_{1,K} + \gamma_K \mathcal{V}_1^*(S_{2,1}) \middle| S_{1,K} = s_{1,K}, A_{1,K} = a_{1,K} \} \quad (24)$$

is a function of only $s_{1,K}$ and $a_{1,K}$. Define

$$\bar{\pi}_K(s_{1,K}) = \operatorname{argmax}_{a_{1,K} \in \mathcal{A}_K} \mathbb{E} \{ R_{1,K} + \gamma_K \mathcal{V}_1^*(S_{2,1}) \middle| S_{1,K} = s_{1,K}, A_{1,K} = a_{1,K} \}.$$

Notice that $\bar{\pi}_K(s_{1,K}) = \pi'_K(s_{1,1:K})$ for all $s_{1,1:K} \in \mathcal{S}_1 \times \dots, \mathcal{S}_K$ by (24). Then, according to equation (18) in Lemma B.4,

$$\begin{aligned} \mathcal{V}_K^*(s_{1,1:K}) &= \mathbb{E}\{R_{1,K} + \gamma_K \mathcal{V}_1^*(S_{2,1}) | S_{1,1:K} = s_{1,1:K}, A_{1,K} \sim \pi'_K(s_{1,1:K})\} \\ &= \mathbb{E}\{R_{1,K} + \gamma_K \mathcal{V}_1^*(S_{2,1}) | S_{1,1:K} = s_{1,1:K}, A_{1,K} \sim \bar{\pi}_K(s_{1,K})\} \\ &= \mathbb{E}\{R_{1,K} + \gamma_K \mathcal{V}_1^*(S_{2,1}) | S_{1,K} = s_{1,K}, A_{1,K} \sim \bar{\pi}_K(s_{1,K})\} =: \bar{\mathcal{V}}_K^{\bar{\pi}_K}(s_{1,K}) \end{aligned} \quad (25)$$

for any $s_{1,1:K} \in \mathcal{S}_1 \times \dots, \mathcal{S}_K$, where $\bar{\mathcal{V}}_K^{\bar{\pi}_K}(s_{1,K})$ is some function that only depends on $s_{1,K}$. The second line follows from the definition of $\bar{\pi}_K$, and the third line follows from the Markov property. Here, we have not shown that $\bar{\mathcal{V}}_K^{\bar{\pi}_K}(s_{1,K})$ is a value function of any policy.

Similarly, for $k = K - 1$, define

$$\bar{\pi}_k(s_{1,k}) = \operatorname{argmax}_{a_{1,k} \in \mathcal{A}_k} \mathbb{E}\{\bar{\mathcal{V}}_K^{\bar{\pi}_K}(S_{1,K}) | S_{1,k} = s_{1,k}, A_{1,k} = a_{1,k}\}.$$

Notice that

$$\begin{aligned} \mathbb{E}\{\bar{\mathcal{V}}_K^{\bar{\pi}_K}(S_{1,K}) | S_{1,k} = s_{1,k}, A_{1,k} = a_{1,k}\} &= \mathbb{E}\{\bar{\mathcal{V}}_K^{\bar{\pi}_K}(S_{1,K}) | S_{1,1:k} = s_{1,1:k}, A_{1,k} = a_{1,k}\} \\ &= \mathbb{E}\{\mathcal{V}_K^*(s_{1,1:k}, S_{1,K}) | S_{1,1:k} = s_{1,1:k}, A_{1,k} = a_{1,k}\}, \end{aligned}$$

where the first equality follows from the Markov property for $S_{1,K}$, and the second equality is based on equation (25). Therefore,

$$\bar{\pi}_k(s_{1,k}) = \operatorname{argmax}_{a_{1,k} \in \mathcal{A}_k} \mathbb{E}\{\mathcal{V}_K^*(s_{1,1:k}, S_{1,K}) | S_{1,1:k} = s_{1,1:k}, A_{1,k} = a_{1,k}\} = \pi'_k(s_{1,k})$$

for any $s_{1,1:k} \in \mathcal{S}_1 \times \dots, \mathcal{S}_k$. Then, according to equation (19) in Lemma B.4,

$$\begin{aligned} \mathcal{V}_k^*(s_{1,1:k}) &= \mathbb{E}\{\mathcal{V}_K^*(s_{1,1:k}, S_{1,K}) | S_{1,1:k} = s_{1,1:k}, A_{1,k} \sim \pi'_k(s_{1,1:k})\} \\ &= \mathbb{E}\{\bar{\mathcal{V}}_K^{\bar{\pi}_K}(S_{1,K}) | S_{1,k} = s_{1,k}, A_{1,k} \sim \bar{\pi}_k(s_{1,k})\} =: \bar{\mathcal{V}}_k^{\bar{\pi}_k}(s_{1,k}) \end{aligned}$$

for all $s_{1,1:k} \in \mathcal{S}_1 \times \dots, \mathcal{S}_k$, where $\bar{\mathcal{V}}_k^{\bar{\pi}_k}(s_{1,k})$ is some function that only depends on $s_{1,k}$.

With the same arguments, we can use induction to define $\bar{\mathcal{V}}_k^{\bar{\pi}_k}(s_{1,k})$ and

$$\bar{\pi}_k(s_{1,k}) = \operatorname{argmax}_{a_{1,k} \in \mathcal{A}_k} \mathbb{E}\{\bar{\mathcal{V}}_{k+1}^{\bar{\pi}_{k+1}}(S_{1,k+1}) | S_{1,k} = s_{1,k}, A_{1,k} = a_{1,k}\}$$

for all $k \in \{1 : K\}$, and prove that $\bar{\mathcal{V}}_k^{\bar{\pi}_k}(s_{1,k}) = \mathcal{V}_k^*(s_{1,1:k})$ for all $s_{1,1:k} \in \mathcal{S}_1 \times \dots, \mathcal{S}_k$.

Now we define the policy $\bar{\pi} := \{\bar{\pi}_{1:K}\}$. By definition, $\bar{\pi}_k(s_{1,k}) = \pi'_k(s_{1,k})$ for all $k \in \{1 : K\}$. Hence, the value function of $\bar{\pi}$ is $\mathcal{V}_k^{\bar{\pi}}(s_{1,1:k}) = \mathcal{V}_k^{\pi'}(s_{1,1:k}) = \mathcal{V}_k^*(s_{1,1:k})$ by Lemma B.4, and we can conclude that $\bar{\mathcal{V}}_k^{\bar{\pi}_k}(s_{1,k}) = \mathcal{V}_k^{\bar{\pi}}(s_{1,1:k})$ is indeed the value function of $\bar{\pi}$ and is optimal. Specifically, at time $k = 1$, we have $\mathcal{V}_1^{\bar{\pi}}(s_{1,1}) = \mathcal{V}_1^*(s_{1,1})$, indicating that $\bar{\pi}$ is an optimal policy. Similarly, $\mathcal{Q}_k^{\bar{\pi}}(s_{1,1:k}, a_{1,k}) = \mathcal{Q}_k^{\pi'}(s_{1,1:k}, a_{1,k}) = \mathcal{Q}_k^*(s_{1,1:k}, a_{1,k})$ for all k by Lemma B.4. \square

B.2 Proof of Lemma B.2

Proof. Following the notations in Appendix B.1, we have

$$\begin{aligned} \mathcal{V}_k^{\bar{\pi}}(s_{1,1:k}) &= \mathbb{E}^{\bar{\pi}} \left\{ \sum_{l=k}^K \eta_{1,k}^{1,l} R_{1,l} + \sum_{t=2}^{\infty} \sum_{l=1}^K \eta_{1,k}^{t,l} R_{t,l} \middle| S_{1,1:k} = s_{1,1:k} \right\} \\ &= \mathbb{E} \left\{ \sum_{l=k}^K \eta_{1,k}^{1,l} R_{1,l} + \sum_{t=2}^{\infty} \sum_{l=1}^K \eta_{1,k}^{t,l} R_{t,l} \middle| S_{1,1:k} = s_{1,1:k}, A_{t,l} \sim \bar{\pi}_l(S_{t,l}) \text{ for } t = 1, l \geq k \text{ or } t \geq 2 \right\} \\ &= \mathbb{E} \left\{ \sum_{l=k}^K \eta_{1,k}^{1,l} R_{1,l} + \sum_{t=2}^{\infty} \sum_{l=1}^K \eta_{1,k}^{t,l} R_{t,l} \middle| S_{1,k} = s_{1,k}, A_{t,l} \sim \bar{\pi}_l(S_{t,l}) \text{ for } t = 1, l \geq k \text{ or } t \geq 2 \right\} \\ &= \mathbb{E}^{\bar{\pi}} \left\{ \sum_{l=k}^K \eta_{1,k}^{1,l} R_{1,l} + \sum_{t=2}^{\infty} \sum_{l=1}^K \eta_{1,k}^{t,l} R_{t,l} \middle| S_{1,k} = s_{1,k} \right\}. \end{aligned}$$

The first and second equalities are based on the definition of $\mathcal{V}_k^{\bar{\pi}}(s_{1,1:k})$ and the definition of \mathbb{E}^{π} . The third equality follows from the Markov property, i.e. $R_{t,l}$ for $t = 1, l \geq k$ or $t \geq 2$ is independent of $S_{1,1:(k-1)}$ and $A_{1,1:(k-1)}$ given $S_{1,k}$ and $A_{1,k}$. Therefore, the value function of $\tilde{\pi}$ can be denoted as $\mathcal{V}_k^{\tilde{\pi}}(s_{1,k})$.

According to Lemma B.1, there exists a Markov and stationary policy $\bar{\pi}$ that is optimal. Since $\bar{\pi} \in \tilde{\Pi}$,

$$\mathcal{V}_k^*(s_{1,1:k}) = \mathcal{V}_k^{\bar{\pi}}(s_{1,1:k}) \leq \sup_{\tilde{\pi} \in \tilde{\Pi}} \mathcal{V}_k^{\tilde{\pi}}(s_{1,k}) = \mathcal{V}_k^*(s_{1,k})$$

for all $k \in \{1 : K\}$ and all $s_{1,1:k} \in \mathcal{S}_1 \times \dots \times \mathcal{S}_k$. On the other hand, $\mathcal{V}_k^*(s_{1,k}) \leq \mathcal{V}_k^*(s_{1,1:k})$ since $\tilde{\Pi} \subseteq \Pi$. Therefore, $\mathcal{V}_k^*(s_{1,k}) = \mathcal{V}_k^*(s_{1,1:k})$ for all $k \in \{1 : K\}$ and all $s_{1,1:k} \in \mathcal{S}_1 \times \dots \times \mathcal{S}_k$.

The value function of $\tilde{\pi}$ at time k in bag $d \geq 1$ satisfies

$$\begin{aligned} & \mathbb{E}^{\tilde{\pi}} \left\{ \sum_{l=k}^K \eta_{d,k}^{d,l} R_{d,l} + \sum_{t=d+1}^{\infty} \sum_{l=1}^K \eta_{d,k}^{t,l} R_{t,l} \middle| S_{1,1} = s_{1,1}, \dots, S_{d,k} = s_{d,k} \right\} \\ &= \mathbb{E} \left\{ \sum_{l=k}^K \eta_{d,k}^{d,l} R_{d,l} + \sum_{t=d+1}^{\infty} \sum_{l=1}^K \eta_{d,k}^{t,l} R_{t,l} \middle| S_{d,k} = s_{d,k}, A_{t,l} \sim \tilde{\pi}_l(S_{t,l}) \text{ for } (t,l) \geq (d,k) \right\} \\ &= \mathbb{E} \left\{ \sum_{l=k}^K \eta_{1,k}^{1,l} R_{1,l} + \sum_{t=2}^{\infty} \sum_{l=1}^K \eta_{1,k}^{t,l} R_{t,l} \middle| S_{1,k} = s_{d,k}, A_{t,l} \sim \tilde{\pi}_l(S_{t,l}) \text{ for } (t,l) \geq (1,k) \right\} \\ &= \mathcal{V}_k^{\tilde{\pi}}(s_{d,k}), \end{aligned}$$

where the second line comes from the Markov property and the third line follows from the change of index. Let $\tilde{\pi}_{t,l,s_{1:(d-1),1:K}}(S_{d,k}, \dots, S_{t,l})$ denote the policy $\pi_{t+d-1,l}(s_{1,1:K}, \dots, s_{d-1,1:K}, S_{d,k}, \dots, S_{t,l})$. Then, the optimal value function satisfies

$$\sup_{\pi \in \Pi} \mathbb{E}^{\pi} \left\{ \sum_{l=k}^K \eta_{d,k}^{d,l} R_{d,l} + \sum_{t=d+1}^{\infty} \sum_{l=1}^K \eta_{d,k}^{t,l} R_{t,l} \middle| S_{1,1} = s_{1,1}, \dots, S_{d,k} = s_{d,k} \right\} = \mathcal{V}_k^*(s_{d,1:k}) = \mathcal{V}_k^*(s_{d,k}).$$

Similar arguments can be used to prove the results about Q-functions. \square

B.3 Proof of Theorem 4.2

Proof. We begin by showing that

$$\mathcal{V}_k^*(s_{1,k}) = \max_{a_{1,k} \in \mathcal{A}_k} \mathcal{Q}_k^*(s_{1,k}, a_{1,k}). \quad (26)$$

Lemma B.1 shows that there is a Markov and stationary policy $\bar{\pi}$, and that $\mathcal{V}_k^{\bar{\pi}}(s_{1,1:k}) = \mathcal{V}_k^*(s_{1,1:k})$ and $\mathcal{Q}_k^{\bar{\pi}}(s_{1,1:k}, a_{1,k}) = \mathcal{Q}_k^*(s_{1,1:k}, a_{1,k})$ for all k . Since $\bar{\pi} \in \tilde{\Pi}$, we have $\mathcal{V}_k^{\bar{\pi}}(s_{1,k}) = \mathcal{V}_k^*(s_{1,k})$ and $\mathcal{Q}_k^{\bar{\pi}}(s_{1,k}, a_{1,k}) = \mathcal{Q}_k^*(s_{1,k}, a_{1,k})$ according to Lemma B.2. Now due to the definition that \mathcal{V}_k^* is the optimal value function over all possible policies in $\tilde{\Pi}$,

$$\begin{aligned} \mathcal{V}_k^*(s_{1,k}) &= \sup_{\tilde{\pi} \in \tilde{\Pi}} \mathbb{E}^{\tilde{\pi}} \left\{ \sum_{l=k}^K \eta_{1,k}^{1,l} R_{1,l} + \sum_{t=2}^{\infty} \sum_{l=1}^K \eta_{1,k}^{t,l} R_{t,l} \middle| S_{1,k} = s_{1,k} \right\} \\ &\geq \mathbb{E}^{\bar{\pi}} \left\{ \sum_{l=k}^K \eta_{1,k}^{1,l} R_{1,l} + \sum_{t=2}^{\infty} \sum_{l=1}^K \eta_{1,k}^{t,l} R_{t,l} \middle| S_{1,k} = s_{1,k}, A_{1,k} = a_{1,k} \right\} = \mathcal{Q}_k^{\bar{\pi}}(s_{1,k}, a_{1,k}) = \mathcal{Q}_k^*(s_{1,k}, a_{1,k}) \end{aligned}$$

for any $a_{1,k} \in \mathcal{A}_k$ and any k . Hence, we have $\mathcal{V}_k^*(s_{1,k}) \geq \max_{a_{1,k} \in \mathcal{A}_k} \mathcal{Q}_k^*(s_{1,k}, a_{1,k})$. The conclusion follows by showing that

$$\mathcal{V}_k^*(s_{1,k}) = \mathcal{V}_k^{\bar{\pi}}(s_{1,k}) = \mathcal{Q}_k^{\bar{\pi}}(s_{1,k}, \bar{\pi}_k(s_{1,k})) \leq \max_{a_{1,k} \in \mathcal{A}_k} \mathcal{Q}_k^{\bar{\pi}}(s_{1,k}, a_{1,k}) = \max_{a_{1,k} \in \mathcal{A}_k} \mathcal{Q}_k^*(s_{1,k}, a_{1,k}).$$

We first show the sufficiency, i.e. the optimal Q-function \mathcal{Q}_k^* satisfies equations (5). For all $s_{1,K}$ and $a_{1,K}$,

$$\begin{aligned} \mathcal{Q}_K^*(s_{1,K}, a_{1,K}) &= \sup_{\tilde{\pi} \in \tilde{\Pi}} \mathcal{Q}_K^{\tilde{\pi}}(s_{1,K}, a_{1,K}) \\ &= \sup_{\tilde{\pi} \in \tilde{\Pi}} \mathbb{E} \left\{ R_{1,K} + \gamma_K \mathcal{V}_1^{\tilde{\pi}}(S_{2,1}) \middle| S_{1,K} = s_{1,K}, A_{1,K} = a_{1,K} \right\} \\ &= \mathbb{E} \{ R_{1,K} | S_{1,K} = s_{1,K}, A_{1,K} = a_{1,K} \} + \gamma_K \sup_{\tilde{\pi} \in \tilde{\Pi}} \mathbb{E} \left\{ \mathcal{V}_1^{\tilde{\pi}}(S_{2,1}) \middle| S_{1,K} = s_{1,K}, A_{1,K} = a_{1,K} \right\}. \end{aligned}$$

The second equality follows from the Bellman equation, which can be proved using standard arguments in stationary MDP. The third equality follows from the fact that $R_{1,K}$ is independent of the policy $\tilde{\pi}$ given $S_{1,K}$ and $A_{1,K}$. For the optimal policy $\tilde{\pi} \in \tilde{\Pi}$, we have $\mathcal{V}_1^{\tilde{\pi}}(s_{2,1}) = \mathcal{V}_1^*(s_{2,1})$ for all $s_{2,1} \in \mathcal{S}_1$. Notice that

$$\begin{aligned} \sup_{\tilde{\pi} \in \tilde{\Pi}} \mathbb{E} \left\{ \mathcal{V}_1^{\tilde{\pi}}(S_{2,1}) \middle| S_{1,K} = s_{1,K}, A_{1,K} = a_{1,K} \right\} &\leq \mathbb{E} \left\{ \sup_{\tilde{\pi} \in \tilde{\Pi}} \mathcal{V}_1^{\tilde{\pi}}(S_{2,1}) \middle| S_{1,K} = s_{1,K}, A_{1,K} = a_{1,K} \right\} \\ &= \mathbb{E} \{ \mathcal{V}_1^*(S_{2,1}) | S_{1,K} = s_{1,K}, A_{1,K} = a_{1,K} \} \end{aligned}$$

due to the convexity of the sup function. On the other hand,

$$\begin{aligned} \sup_{\tilde{\pi} \in \tilde{\Pi}} \mathbb{E} \left\{ \mathcal{V}_1^{\tilde{\pi}}(S_{2,1}) \middle| S_{1,K} = s_{1,K}, A_{1,K} = a_{1,K} \right\} &\geq \mathbb{E} \{ \mathcal{V}_1^{\tilde{\pi}}(S_{2,1}) | S_{1,K} = s_{1,K}, A_{1,K} = a_{1,K} \} \\ &= \mathbb{E} \{ \mathcal{V}_1^*(S_{2,1}) | S_{1,K} = s_{1,K}, A_{1,K} = a_{1,K} \}. \end{aligned}$$

Therefore, we have that

$$\sup_{\tilde{\pi} \in \tilde{\Pi}} \mathbb{E} \left\{ \mathcal{V}_1^{\tilde{\pi}}(S_{2,1}) \middle| S_{1,K} = s_{1,K}, A_{1,K} = a_{1,K} \right\} = \mathbb{E} \{ \mathcal{V}_1^*(S_{2,1}) | S_{1,K} = s_{1,K}, A_{1,K} = a_{1,K} \}.$$

Consequently,

$$\begin{aligned} \mathcal{Q}_K^*(s_{1,K}, a_{1,K}) &= \mathbb{E} \{ R_{1,K} | S_{1,K} = s_{1,K}, A_{1,K} = a_{1,K} \} + \gamma_K \mathbb{E} \{ \mathcal{V}_1^*(S_{2,1}) | S_{1,K} = s_{1,K}, A_{1,K} = a_{1,K} \} \\ &= \mathbb{E} \left\{ R_{1,K} + \gamma_K \max_{a_{2,1} \in \mathcal{A}_1} \mathcal{Q}_1^*(S_{2,1}, a_{2,1}) \middle| S_{1,K} = s_{1,K}, A_{1,K} = a_{1,K} \right\}. \end{aligned}$$

The last equality follows from equation (26). Similarly,

$$\mathcal{Q}_k^*(s_{1,k}, a_{1,k}) = \mathbb{E} \left\{ R_{1,k} + \gamma_k \max_{a_{1,k+1} \in \mathcal{A}_{k+1}} \mathcal{Q}_{k+1}^*(S_{1,k+1}, a_{1,k+1}) \middle| S_{1,k} = s_{1,k}, A_{1,k} = a_{1,k} \right\}$$

for $k \in \{1 : K\} - 1$.

To show the sufficiency, we need to prove that any functions $Q_k : \mathcal{S}_k \times \mathcal{A}_k \mapsto \mathbb{R}$ satisfying the Bellman optimality equations are the optimal Q-functions, i.e. $Q_k = Q_k^*$. For any policy $\tilde{\pi} \in \tilde{\Pi}$,

$$\begin{aligned} &\mathcal{Q}_1(s_{1,1}, a_{1,1}) \\ &= \mathbb{E} \left\{ R_{1,1} + \gamma_1 \max_{a_{1,2} \in \mathcal{A}_2} \mathcal{Q}_2(S_{1,2}, a_{1,2}) \middle| S_{1,1} = s_{1,1}, A_{1,1} = a_{1,1} \right\} \\ &\geq \mathbb{E} \{ R_{1,1} + \gamma_1 \mathcal{Q}_2(S_{1,2}, \tilde{\pi}_2(S_{1,2})) | S_{1,1} = s_{1,1}, A_{1,1} = a_{1,1} \} \\ &= \mathbb{E} \left\{ R_{1,1} + \gamma_1 \mathbb{E} \left\{ R_{1,2} + \gamma_2 \max_{a_{1,3} \in \mathcal{A}_3} \mathcal{Q}_3(S_{1,3}, a_{1,3}) \middle| S_{1,2}, A_{1,2} = \tilde{\pi}_2(S_{1,2}), S_{1,1}, A_{1,1} \right\} \middle| S_{1,1} = s_{1,1}, A_{1,1} = a_{1,1} \right\} \\ &= \mathbb{E}^{\tilde{\pi}} \left\{ R_{1,1} + \gamma_1 R_{1,2} + \gamma_1 \gamma_2 \max_{a_{1,3} \in \mathcal{A}_3} \mathcal{Q}_3(S_{1,3}, a_{1,3}) \middle| S_{1,1} = s_{1,1}, A_{1,1} = a_{1,1} \right\}. \end{aligned}$$

In the last equality, $\mathbb{E}^{\tilde{\pi}}$ represents that $A_{1,2}$ follows $\tilde{\pi}_2$. Using the same arguments recursively, we have

$$\begin{aligned} \mathcal{Q}_1(s_{1,1}, a_{1,1}) &\geq \mathbb{E}^{\tilde{\pi}} \{ R_{1,1} + \gamma_1 R_{1,2} + \gamma_1 \gamma_2 \mathcal{Q}_3(S_{1,3}, \tilde{\pi}_3(S_{1,3})) | S_{1,1} = s_{1,1}, A_{1,1} = a_{1,1} \} \\ &\geq \dots \\ &\geq \mathbb{E}^{\tilde{\pi}} \{ R_{1,1} + \gamma_1 R_{1,2} + \gamma_1 \gamma_2 R_{1,3} + \dots | S_{1,1} = s_{1,1}, A_{1,1} = a_{1,1} \} \\ &= \mathcal{Q}_1^{\tilde{\pi}}(s_{1,1}, a_{1,1}) \end{aligned}$$

for all $\tilde{\pi} \in \tilde{\Pi}$. Therefore,

$$\mathcal{Q}_1(s_{1,1}, a_{1,1}) \geq \sup_{\tilde{\pi} \in \tilde{\Pi}} \mathcal{Q}_1^{\tilde{\pi}}(s_{1,1}, a_{1,1}) = \mathcal{Q}_1^*(s_{1,1}, a_{1,1})$$

On the other hand, take the policy $\pi^* = \{\pi_{1:K}^*\}$, where $\pi_k^*(s_{1,k}) = \operatorname{argmax}_{a_{1,k} \in \mathcal{A}_k} \mathcal{Q}_k(s_{1,k}, a_{1,k})$. By the definition of π^* ,

$$\begin{aligned} \mathcal{Q}_1(s_{1,1}, a_{1,1}) &= \mathbb{E} \left\{ R_{1,1} + \gamma_1 \max_{a_{1,2} \in \mathcal{A}_2} \mathcal{Q}_2(S_{1,2}, a_{1,2}) \middle| S_{1,1} = s_{1,1}, A_{1,1} = a_{1,1} \right\} \\ &= \mathbb{E} \{ R_{1,1} + \gamma_1 \mathcal{Q}_2(S_{1,2}, \pi_2^*(S_{1,2})) \mid S_{1,1} = s_{1,1}, A_{1,1} = a_{1,1} \} \\ &= \mathbb{E}^{\pi^*} \left\{ R_{1,1} + \gamma_1 R_{1,2} + \gamma_1 \gamma_2 \max_{a_{1,3} \in \mathcal{A}_3} \mathcal{Q}_3(S_{1,3}, a_{1,3}) \middle| S_{1,1} = s_{1,1}, A_{1,1} = a_{1,1} \right\} \\ &= \dots \\ &= \mathcal{Q}_1^{\pi^*}(s_{1,1}, a_{1,1}). \end{aligned}$$

Hence, we have $\mathcal{Q}_1(s_{1,1}, a_{1,1}) = \mathcal{Q}_1^{\pi^*}(s_{1,1}, a_{1,1})$ for all $s_{1,1}$ and $a_{1,1}$, and can conclude that \mathcal{Q}_1 is the Q-function of π^* . Since $\pi^* \in \tilde{\Pi}$,

$$\mathcal{Q}_1(s_{1,1}, a_{1,1}) = \mathcal{Q}_1^{\pi^*}(s_{1,1}, a_{1,1}) \leq \sup_{\tilde{\pi} \in \tilde{\Pi}} \mathcal{Q}_1^{\tilde{\pi}}(s_{1,1}, a_{1,1}) = \mathcal{Q}_1^*(s_{1,1}, a_{1,1}).$$

Therefore, we can conclude that $\mathcal{Q}_1(s_{1,1}, a_{1,1}) = \mathcal{Q}_1^*(s_{1,1}, a_{1,1})$ for all $s_{1,1}$ and $a_{1,1}$, and π^* is an optimal policy. The equivalence between $\mathcal{Q}_k(s_{1,k}, a_{1,k}) = \mathcal{Q}_k^*(s_{1,k}, a_{1,k})$ for $k = 2, \dots, K$ can be proved similarly. \square

B.4 Proof of Lemma 4.1

Proof. We prove the results for a general problem, where there is a reward $R_{d,k}$ at each decision time k . In the problems with bagged decision times, we take $R_{d,1:(K-1)} = 0$ and $R_{d,K} = R_d$. Since the rewards $R_{d,1:(K-1)}$ are defined to be constants, they are essentially independent of any other variables in the DAG and do not affect the sufficiency condition. For notation simplicity, the indices $(d-1, K)$ and $(d, 0)$, $(d+1, 1)$ and $(d, K+1)$, or $(K+1)$ and (1) are used interchangeably.

Step 1. Show that the reward function is Markovian, i.e. $R_{d,k} \perp\!\!\!\perp S_{t,l}, A_{t,l} \mid S_{d,k}, A_{d,k}$ for any $(t, l) < (d, k)$.

By Assumption 1,

$$R_{d,k}, R_{d,k+1}, \dots \perp\!\!\!\perp \mathcal{H}_{d,k} \mid S_{d,k}, A_{d,k}.$$

Since $\mathcal{H}_{d,k-1} \subseteq \mathcal{H}_{d,k}$, we have $R_{d,k} \perp\!\!\!\perp \mathcal{H}_{d,k-1} \mid S_{d,k}, A_{d,k}$. In addition, since $A_{d,k-1} \in \mathcal{H}_{d,k-1}$ and $S_{d,k-1} = F(\mathcal{H}_{d,k-1})$, we can conclude that $R_{d,k} \perp\!\!\!\perp S_{d,k-1}, A_{d,k-1} \mid S_{d,k}, A_{d,k}$. Similarly, for any $(t, l) < (d, k)$, we have $R_{d,k} \perp\!\!\!\perp S_{t,l}, A_{t,l} \mid S_{d,k}, A_{d,k}$ and thus the reward function is Markovian.

Step 2. Show that the state transition is Markovian, i.e. $S_{d,k+1} \perp\!\!\!\perp S_{t,l}, A_{t,l} \mid S_{d,k}, A_{d,k}$ when $k < K$ and $S_{d+1,1} \perp\!\!\!\perp S_{t,l}, A_{t,l} \mid S_{d,K}, A_{d,K}$ when $k = K$ for any $(t, l) < (d, k)$.

We show the results for $k < K$, and the results for $k = K$ can be shown analogously. Using similar arguments as in step 1, we have that $R_{m,n} \perp\!\!\!\perp S_{d,k}, A_{d,k} \mid S_{d,k+1}, A_{d,k+1}$ for all $(m, n) \geq (d, k+1)$. Therefore, we must have (1) $R_{m,n} \not\perp\!\!\!\perp S_{d,k+1}, A_{d,k+1} \mid S_{d,k}, A_{d,k}$, (2) $R_{m,n} \perp\!\!\!\perp S_{d,k+1}, A_{d,k+1}$ and $R_{m,n} \perp\!\!\!\perp S_{d,k}, A_{d,k}$, or (3) $S_{d,k+1}, A_{d,k+1}$ equals $S_{d,k}, A_{d,k}$ almost surely. Notice that for three vectors X, Y, Z , if $X \perp\!\!\!\perp Y \mid Z$ and $X \perp\!\!\!\perp Z \mid Y$, then $\mathbb{P}(X \mid Y, Z) = \mathbb{P}(X \mid Y) = \mathbb{P}(X \mid Z)$. This holds true only when $Y = Z$ almost surely or $X \perp\!\!\!\perp Y$ and $X \perp\!\!\!\perp Z$.

When (1) $R_{m,n} \not\perp\!\!\!\perp S_{d,k+1}, A_{d,k+1} \mid S_{d,k}, A_{d,k}$, we have that $R_{m,n}$ and $S_{d,k+1}$ are not d-separated by $S_{d,k}, A_{d,k}$. We will prove $S_{d,k+1} \perp\!\!\!\perp S_{t,l} \mid S_{d,k}, A_{d,k}$ by contradiction. If $S_{d,k+1} \not\perp\!\!\!\perp S_{t,l} \mid S_{d,k}, A_{d,k}$ for some (t, l) , then $S_{d,k+1}$ and $S_{t,l}$ are not d-separated by $S_{d,k}, A_{d,k}$. Then the pair $S_{d,k}, A_{d,k}$ does not contain any middle node on a chain or a fork and contain all colliders or its descendants on at least one path from $S_{t,l} \rightarrow S_{d,k+1}$ and from $S_{d,k+1} \rightarrow R_{m,n}$. Notice that $R_{m,n} \perp\!\!\!\perp S_{t,l} \mid S_{d,k+1}, A_{d,k+1}$ since $(t, l) < (d, k+1)$. Therefore, $S_{d,k+1}, A_{d,k+1}$ cannot contain any collider on any path $S_{t,l} \rightarrow S_{d,k+1} \rightarrow R_{m,n}$. When conditioning on $S_{d,k}, A_{d,k}$, the path $S_{t,l} \rightarrow S_{d,k+1} \rightarrow R_{m,n}$ is not d-separated. However, Assumption 1 for $S_{d,k}$ requires that $R_{m,n} \perp\!\!\!\perp \mathcal{H}_{d,k} \mid S_{d,k}, A_{d,k}$ and thus $R_{m,n} \perp\!\!\!\perp S_{t,l} \mid S_{d,k}, A_{d,k}$. This completes the proof by contradiction. Similarly, we can show that $S_{d,k+1} \perp\!\!\!\perp A_{t,l} \mid S_{d,k}, A_{d,k}$ since $A_{t,l} \in \mathcal{H}_{d,k}$.

When (2) $R_{m,n} \perp\!\!\!\perp S_{d,k+1}, A_{d,k+1}$ and $R_{m,n} \perp\!\!\!\perp S_{d,k}, A_{d,k}$ for all $(m, n) \geq (d, k+1)$, the assumption that R_d is a descendant of at least one variable $V_{d,k} \in \mathbf{B}_d$ is violated. Otherwise, if $V_{d,k}$ is an ancestor of R_d for some k , we must have $V_{d,k} \in S_{d,k+1}$ by Assumption 1 for $S_{d,k+1}$ since $V_{d,k} \in \mathcal{H}_{d,k}$, and $R_d \perp\!\!\!\perp S_{d,k+1}$ does not hold.

When (3) $S_{d,k+1}, A_{d,k+1}$ equals $S_{d,k}, A_{d,k}$ almost surely, we have immediately that $S_{d,k+1} \perp\!\!\!\perp S_{t,l}, A_{t,l} | S_{d,k}, A_{d,k}$.

Step 3. Show that $S_{d,k+1} \perp\!\!\!\perp \tilde{\mathbf{B}}_{d-1} | S_{d,k}, A_{d,k}$ for $k \leq K-1$ and $R_d, S_{d+1,1} \perp\!\!\!\perp \tilde{\mathbf{B}}_{d-1} | S_{d,K}, A_{d,K}$.

The statements $S_{d,k+1} \perp\!\!\!\perp \tilde{\mathbf{B}}_{d-1} | S_{d,k}, A_{d,k}$ for $k \leq K$ (with the index $(d+1, K) = (d, K+1)$) can be proved using the same arguments as Step 2 with $S_{t,l}, A_{t,l}$ substituted by $\tilde{\mathbf{B}}_{d-1}$, since $S_{t,l}, A_{t,l}, \tilde{\mathbf{B}}_{d-1} \in \mathcal{H}_{d,k}$. The statement $R_d \perp\!\!\!\perp \tilde{\mathbf{B}}_{d-1} | S_{d,K}, A_{d,K}$ holds true by Assumption 1 for $S_{d,K}$, which requires $R_d \perp\!\!\!\perp \mathcal{H}_{d,k} | S_{d,K}, A_{d,K}$ and $\tilde{\mathbf{B}}_{d-1} \in \mathcal{H}_{d,K}$. \square

B.5 Proof of Lemma 4.3

Proof. **Step 1.** The state space and action space is stationary across bags.

The state space \mathcal{U}_k is stationary across bags according to the condition (1) in Assumption 2, and the action space \mathcal{A}_k are stationary across bags by Definition 3.1.

Step 2. The state transition is Markovian, stationary across bags and Markovian, non-stationary within bags.

The condition (2) in Assumption 2 assumes that the state transition is Markovian within and across bags. We first show that the state transition is stationary across bags from $U_{d,k}, A_{d,k}$ to $U_{d,k+1}$ for $k \leq K-1$. Definition 3.1 requires that $\mathbb{P}(\mathbf{B}_{d+1} | \tilde{\mathbf{B}}_d = \mathbf{b}, A_{d+1,1:K} = a_{1:K}) = \mathbb{P}(\mathbf{B}_d | \tilde{\mathbf{B}}_{d-1} = \mathbf{b}, A_{d,1:K} = a_{1:K})$. Integrating over variables $\mathbf{B}'_d := \mathbf{B}_d \setminus (U_{d,k} \cup A_{d,1:K})$ that are not in the state $U_{d,k}$, we have that the distribution

$$\mathbb{P}(U_{d,k} | \tilde{\mathbf{B}}_{d-1} = \mathbf{b}, A_{d,1:K} = a_{1:K}) = \int \mathbb{P}(U_{d,k}, \mathbf{B}'_d = \mathbf{b}'_d | \tilde{\mathbf{B}}_{d-1} = \mathbf{b}, A_{d,1:K} = a_{1:K}) d\mathbf{b}'_d$$

is stationary across bags. Similarly, $\mathbb{P}(U_{d,k}, U_{d,k+1} | \tilde{\mathbf{B}}_{d-1} = \mathbf{b}, A_{d,1:K} = a_{1:K})$ is also stationary across bags. According to the condition (4) in Assumption 2, $U_{d,k+1} \perp\!\!\!\perp \tilde{\mathbf{B}}_{d-1} | U_{d,k}, A_{d,k}$ for $k < K$. Besides, $U_{d,k+1}(a_{d,1:k})$ is only a potential outcome of $a_{d,1:k}$. Then we have

$$\mathbb{P}(U_{d,k+1} | U_{d,k}, A_{d,1:k}) = \mathbb{P}(U_{d,k+1} | U_{d,k}, \tilde{\mathbf{B}}_{d-1}, A_{d,1:K}) = \frac{\mathbb{P}(U_{d,k}, U_{d,k+1} | \tilde{\mathbf{B}}_{d-1}, A_{d,1:K})}{\mathbb{P}(U_{d,k} | \tilde{\mathbf{B}}_{d-1}, A_{d,1:K})}$$

is stationary across bags. The condition (2) in Assumption 2 assumes that the state transition is Markovian within a bag, which implies that $U_{d,k+1} \perp\!\!\!\perp A_{d,1:(k-1)} | U_{d,k}, A_{d,k}$. The Markovian state transition within a bag implies that $U_{d,k+1} \perp\!\!\!\perp A_{d,1:(k-1)} | U_{d,k}, A_{d,k}$. Therefore, $\mathbb{P}(U_{d,k+1} | U_{d,k}, A_{d,k}) = \mathbb{P}(U_{d,k+1} | U_{d,k}, A_{d,1:k})$ is stationary across bags.

For the state transition from $U_{d-1,K}, A_{d-1,K}$ to $U_{d,1}$, the condition (4) requires that $U_{d,1} \perp\!\!\!\perp \tilde{\mathbf{B}}_{d-2} | U_{d-1,K}, A_{d-1,K}$, and the condition (2) requires that $U_{d,1} \perp\!\!\!\perp A_{d-1,1:(K-1)} | U_{d-1,K}, A_{d-1,K}$. Hence we have $\mathbb{P}(U_{d,1} | U_{d-1,K}, A_{d-1,K}) = \mathbb{P}(U_{d,1} | U_{d-1,K}, A_{d-1,K}, \tilde{\mathbf{B}}_{d-2}, A_{d-1,1:(K-1)})$. Notice that

$$\mathbb{P}(U_{d,1} | U_{d-1,K}, \tilde{\mathbf{B}}_{d-2}, A_{d-1,1:K}) = \frac{\mathbb{P}(U_{d,1}, U_{d-1,K} | \tilde{\mathbf{B}}_{d-2}, A_{d-1,1:K})}{\mathbb{P}(U_{d-1,K} | \tilde{\mathbf{B}}_{d-2}, A_{d-1,1:K})},$$

where the numerator is stationary across bags if we integrate $\mathbb{P}(\mathbf{B}_{d-1} | \tilde{\mathbf{B}}_{d-2} = \mathbf{b}, A_{d-1,1:K} = a_{1:K})$ over the variables other than $U_{d-1,K}$. For the denominator, since $U_{d,1} \subseteq \mathbf{B}_d \cup \tilde{\mathbf{B}}_{d-1}$ and $U_{d-1,K} \subseteq \mathbf{B}_{d-1} \cup \tilde{\mathbf{B}}_{d-2}$,

$$\begin{aligned} \mathbb{P}(U_{d,1}, U_{d-1,K} | \tilde{\mathbf{B}}_{d-2}, A_{d-1,1:K}) &= \int \mathbb{P}(U_{d,1}, U_{d-1,K}, \tilde{\mathbf{B}}_{d-1} = \mathbf{b}_{d-1} | \tilde{\mathbf{B}}_{d-2}, A_{d-1,1:K}) d\mathbf{b}_{d-1} \\ &= \int \mathbb{P}(U_{d,1} | \tilde{\mathbf{B}}_{d-1} = \mathbf{b}_{d-1}) \mathbb{P}(U_{d-1,K}, \tilde{\mathbf{B}}_{d-1} = \mathbf{b}_{d-1} | \tilde{\mathbf{B}}_{d-2}, A_{d-1,1:K}) d\mathbf{b}_{d-1} \end{aligned}$$

is also stationary across bags. Therefore, $\mathbb{P}(U_{d,1} | U_{d-1,K}, A_{d-1,K})$ is stationary across bags.

Step 3. The reward function is Markovian, stationary across bags and Markovian, non-stationary within bags.

When $R_{d,k} = 0$ is defined as a constant for $k \leq K - 1$, we have $R_{d,k} \perp\!\!\!\perp U_{d,k}, A_{d,k}$. Besides, the reward function $r_k(u_{d,k}, a_{d,k}) = 0$ is stationary across bags.

For the last reward $R_{d,K} = R_d$, the condition (4) in Assumption 2 requires that $R_d \perp\!\!\!\perp U_{t,l}, A_{t,l} | U_{d,k}, A_{d,k}$ for any $(t,l) < (d,k)$, which guarantees that the reward function is Markovian. Further, $R_d \perp\!\!\!\perp U_{d,K-1}, A_{d,K-1} | U_{d,K}, A_{d,K}$. Similar as Step 2, the distribution $\mathbb{P}(R_d | U_{d,K}, A_{d,K}) = \mathbb{P}(R_d | U_{d,K}, A_{d,K}, \tilde{\mathbf{B}}_{d-1}) = \frac{\mathbb{P}(R_d, U_{d,K}, A_{d,K} | \tilde{\mathbf{B}}_{d-1})}{\mathbb{P}(U_{d,K}, A_{d,K} | \tilde{\mathbf{B}}_{d-1})}$ is stationary across bags.

Step 4. With the reward defined as $R_{d,1:(K-1)} = 0$, $R_{d,K} = R_d$ and the discount factor defined as $\gamma_{1:(K-1)} = 1$, $\gamma_K = \bar{\gamma}$ $\gamma_k = 1$, we can recover the value function $\mathbb{E}^{\tilde{\pi}} \left\{ \sum_{d=1}^{\infty} \bar{\gamma}^{d-1} R_d | U_{1,1} = u_{1,1} \right\}$.

We aim to maximize the cumulative rewards given the initial state $u_{1,1}$, discounted every bag. With the discount factors defined as $\gamma_k = 1$ for $k < K$ and $\gamma_K = \bar{\gamma}$ for $k = K$, we have $\bar{\gamma} = \prod_{k=1}^K \gamma_k$. Notice that when $R_{d,1:(K-1)} = 0$,

$$\mathbb{E}^{\tilde{\pi}} \left\{ \sum_{d=1}^{\infty} \bar{\gamma}^{d-1} R_d | U_{1,1} = u_{1,1} \right\} = \mathbb{E}^{\tilde{\pi}} \left\{ \sum_{l=k}^K \eta_{d,k}^{d,l} R_{d,l} + \sum_{t=d+1}^{\infty} \sum_{l=1}^K \eta_{d,k}^{t,l} R_{t,l} | U_{1,1} = u_{1,1} \right\}$$

for any $\tilde{\pi} \in \tilde{\Pi}$, where $\eta_{d,k}^{t,l} = \prod_{(m,n):(d,k) \leq (m,n) < (t,l)} \gamma_n$. Therefore, the decision process in Figure 1 is a K -Periodic MDP with the desired value function. \square

However, this process is not a stationary MDP on the bag level. The reason is that the outcome of $A_{d,k}$ is revealed before the next decision time $k + 1$ and used for choosing the next actions $A_{d,k+1}$ in the same bag.

In Figure 1, consider the bag state $Z_d := [M_{d-1,1:K}, N_{d-1,1:K}, E_{d-1}, R_{d-1}, C_{d,1:K}]$ and bag action $A_d := [A_{d,1:k}]$. The transition probability of Z_{d+1} given all the history is

$$\begin{aligned} \mathbb{P}(Z_{d+1} | Z_{1:d}, A_{1:d}) &= \mathbb{P}(M_{d,1:K}, N_{d,1:K}, E_d, R_d, C_{d+1,1:K} | M_{d-1,1:K}, N_{d-1,1:K}, E_{d-1}, R_{d-1}, C_{d,1:K}, A_{d,1:K}) \\ &= \mathbb{P}(M_{d,1:K}, N_{d,1:K}, E_d, R_d, C_{d+1,1:K} | E_{d-1}, R_{d-1}, C_{d,1:K}, A_{d,1:K}) \end{aligned}$$

since Z_d is independent of $M_{d-1,1:K}$, $N_{d-1,1:K}$, and the history $Z_{1:(d-1)}, A_{1:(d-1)}$ given $E_{d-1}, R_{d-1}, C_{d,1:K}, A_{d,1:K}$.

For a policy π based on the state $S_{d,k}$ in (1), the transition probability can be expanded as

$$\begin{aligned} &\mathbb{P}(Z_{d+1} | Z_{1:d}, A_{1:d}) \\ &= \left\{ \mathbb{P}(M_{d,1:K}, N_{d,1:K}, E_d, R_d, C_{d+1,1:K}, A_{d,1:K} | E_{d-1}, R_{d-1}, C_{d,1:K}) \right\} \left\{ \mathbb{P}(A_{d,1:K} | E_{d-1}, R_{d-1}, C_{d,1:K}) \right\}^{-1} \\ &= \left\{ \mathbb{P}_{\pi}(A_{d,1} | E_{d-1}, R_{d-1}, C_{d,1}) \times \mathbb{P}(M_{d,1} | E_{d-1}, R_{d-1}, C_{d,1}, A_{d,1}) \times \mathbb{P}(N_{d,1} | E_{d-1}, A_{d,1}) \times \dots \right. \\ &\quad \times \mathbb{P}_{\pi}(A_{d,K} | M_{d,1:(K-1)}, N_{d,1:(K-1)}, E_{d-1}, R_{d-1}, C_{d,K}) \\ &\quad \times \mathbb{P}(M_{d,K} | E_{d-1}, R_{d-1}, C_{d,K}, A_{d,K}) \times \mathbb{P}(N_{d,K} | E_{d-1}, A_{d,K}) \\ &\quad \times \mathbb{P}(E_d | E_{d-1}, N_{d,1:K}) \times \mathbb{P}(R_d | E_d, M_{d,1:K}, R_{d-1}) \times \prod_{k=1}^K \mathbb{P}(C_{d+1,k}) \left. \right\} \\ &\quad \left\{ \mathbb{P}_{\pi}(A_{d,1} | E_{d-1}, R_{d-1}, C_{d,1}) \times \dots \times \mathbb{P}_{\pi}(A_{d,K} | A_{d,1:(K-1)}, E_{d-1}, R_{d-1}, C_{d,1:K}) \right\}^{-1}. \end{aligned} \tag{27}$$

A stationary MDP on the bag level requires that the joint transition probability $\mathbb{P}(Z_{d+1} | Z_d, A_d)$ of the bag state Z_{d+1} is stationary over time. However, on the right-hand side of (27), $\mathbb{P}_{\pi}(A_{d,k} | M_{d,1:(k-1)}, N_{d,1:(k-1)}, E_{d-1}, R_{d-1}, C_{d,k})$ in the numerator is different from

$$\begin{aligned} &\mathbb{P}_{\pi}(A_{d,k} | A_{d,1:(k-1)}, E_{d-1}, R_{d-1}, C_{d,1:k}) \\ &= \int \mathbb{P}_{\pi}(A_{d,k} | M_{d,1:(k-1)}, N_{d,1:(k-1)}, E_{d-1}, R_{d-1}, C_{d,k}) \\ &\quad \prod_{t=1}^{k-1} \mathbb{P}(M_{d,t} | E_{d-1}, R_{d-1}, C_{d,t}, A_{d,t}) \mathbb{P}(N_{d,t} | E_{d-1}, A_{d,t}) dM_{d,1} \dots dM_{d,k-1} dN_{d,1} \dots dN_{d,k-1} \end{aligned}$$

in the denominator when $k > 1$. Therefore, the joint transition probability $\mathbb{P}(Z_{d+1}|Z_d, A_d)$ actually depends on the policy π . This is a problem of conditioning on descents of Z_d .

B.6 Proof of Theorem 4.4

Proof. Since $\{S_{d,k}\}_{\mathcal{I}}$ is the minimal D-BaSS and the joint distribution of \mathbf{B}_d is stationary across bags, the state space \mathcal{S}_k is bag-invariant. Lemmas 4.1 and 4.3 thus guarantees that $\{S_{d,k}\}_{\mathcal{I}}$ satisfies the definition for a K -periodic MDP, which further ensures that $\{U_{d,k}\}_{\mathcal{I}}$ exists.

Step 1. For any $\{U_{d,k}\}_{\mathcal{I}}$ satisfying the precedence condition and the definition for a K -periodic MDP, we have $\mathcal{V}_1^{\mathcal{U}^*}(u_{1,1}) \leq \mathcal{V}_1^{\mathcal{S}^*}(u_{1,1})$ for all $u_{1,1} \in \mathcal{U}_1$.

Since $\{U_{d,k}\}_{\mathcal{I}}$ satisfies the definition for a K -periodic MDP, we have that $R_{d,k}, U_{d,k+1} \perp\!\!\!\perp U_{d,k-1}, \dots, U_{1,1}, A_{d,k-1}, \dots, A_{1,1} | U_{d,k}, A_{d,k}$.

We will prove the result based on value iteration. Consider the two policy classes

$$\begin{aligned} \Pi^{\mathcal{S}} &:= \{\pi^{\mathcal{S}} = \{\pi_{1:K}^{\mathcal{S}}\} : \pi_k^{\mathcal{S}} : \mathcal{S}_k \mapsto \Delta(\mathcal{A}_k), \forall k\}, \\ \Pi^{\mathcal{U}} &:= \{\pi^{\mathcal{U}} = \{\pi_{1:K}^{\mathcal{U}}\} : \pi_k^{\mathcal{U}} : \mathcal{U}_k \mapsto \Delta(\mathcal{A}_k), \forall k\}. \end{aligned}$$

We start from defining $\pi^{\mathcal{S}^{(0)}}$ and $\pi^{\mathcal{U}^{(0)}}$ as the same deterministic policies. Specifically, let $\pi_k^{\mathcal{S}^{(0)}}(s_{d,k}) = 0$ for all k and all $s_{d,k} \in \mathcal{S}_k$ and let $\pi_k^{\mathcal{U}^{(0)}}(u_{d,k}) = 0$ for all k and all $u_{d,k} \in \mathcal{U}_k$. Then we have

$$\mathcal{Q}_k^{\mathcal{U}^{(0)}}(u_{d,k}, a_{d,k}) := \mathcal{Q}_k^{\pi^{\mathcal{U}^{(0)}}}(u_{d,k}, a_{d,k}) = \mathcal{Q}_k^{\pi^{\mathcal{S}^{(0)}}}(u_{d,k}, a_{d,k}) =: \mathcal{Q}_k^{\mathcal{S}^{(0)}}(u_{d,k}, a_{d,k})$$

for all k and all $u_{d,k}, a_{d,k}$ since all the actions are the same in the whole trajectory for the two policies.

Given the Q-functions in the 0th iteration, the first value function at $i = 1$ is defined as

$$\begin{aligned} \mathcal{V}_k^{\mathcal{U}^{(1)}}(u_{d,k}) &= \max_{a_{d,k} \in \mathcal{A}_k} \mathcal{Q}_k^{\mathcal{U}^{(0)}}(u_{d,k}, a_{d,k}), \\ \mathcal{V}_k^{\mathcal{S}^{(1)}}(s_{d,k}) &= \max_{a_{d,k} \in \mathcal{A}_k} \mathcal{Q}_k^{\mathcal{S}^{(0)}}(s_{d,k}, a_{d,k}), \end{aligned}$$

for all k . Then we have

$$\begin{aligned} \mathcal{V}_k^{\mathcal{U}^{(1)}}(u_{d,k}) &= \max_{a_{d,k} \in \mathcal{A}_k} \mathcal{Q}_k^{\mathcal{U}^{(0)}}(u_{d,k}, a_{d,k}) = \max_{a_{d,k} \in \mathcal{A}_k} \mathcal{Q}_k^{\mathcal{S}^{(0)}}(u_{d,k}, a_{d,k}) \\ &= \max_{a_{d,k} \in \mathcal{A}_k} \mathbb{E}^{\pi^{\mathcal{S}^{(0)}}} \left\{ \sum_{l=k}^K \eta_{d,k}^{d,l} R_{d,l} + \sum_{t=d+1}^{\infty} \sum_{l=1}^K \eta_{d,k}^{t,l} R_{t,l} \middle| U_{d,k} = u_{d,k}, A_{d,k} = a_{d,k} \right\} \\ &= \max_{a_{d,k} \in \mathcal{A}_k} \int \mathbb{E}^{\pi^{\mathcal{S}^{(0)}}} \left\{ \sum_{l=k}^K \eta_{d,k}^{d,l} R_{d,l} + \sum_{t=d+1}^{\infty} \sum_{l=1}^K \eta_{d,k}^{t,l} R_{t,l} \middle| S_{d,k} = s_{d,k}, U_{d,k} = u_{d,k}, A_{d,k} = a_{d,k} \right\} \\ &\quad p(s_{d,k} | U_{d,k} = u_{d,k}, A_{d,k} = a_{d,k}) ds_{d,k}. \end{aligned}$$

Common descendants of $S_{d,k}$ and $A_{d,k}$ like the reward $R_{d,k}$ are colliders and have not been observed yet. Since $a_{d,k}$ is a function of only $u_{d,k}$, $U_{d,k}$ is the only parent of $A_{d,k}$ in a causal DAG. Therefore, we have that $S_{d,k} \perp\!\!\!\perp A_{d,k} | U_{d,k}$. Besides, by the definition of $S_{d,k}$, we have $R_{t,l} \perp\!\!\!\perp \mathcal{H}_{d,k} | S_{d,k}, A_{d,k}$ for any $(t, l) \geq (d, k)$. Since $U_{d,k}$ satisfies the precedence condition of $\mathcal{H}_{d,k}$, we have $R_{t,l} \perp\!\!\!\perp U_{d,k} | S_{d,k}, A_{d,k}$. Therefore, for all k ,

$$\begin{aligned} &\mathcal{V}_k^{\mathcal{U}^{(1)}}(u_{d,k}) \\ &= \max_{a_{d,k} \in \mathcal{A}_k} \int \mathbb{E}^{\pi^{\mathcal{S}^{(0)}}} \left\{ \sum_{l=k}^K \eta_{d,k}^{d,l} R_{d,l} + \sum_{t=d+1}^{\infty} \sum_{l=1}^K \eta_{d,k}^{t,l} R_{t,l} \middle| S_{d,k} = s_{d,k}, A_{d,k} = a_{d,k} \right\} p(s_{d,k} | U_{d,k} = u_{d,k}) ds_{d,k} \\ &\leq \int \max_{a_{d,k} \in \mathcal{A}_k} \mathcal{Q}_k^{\mathcal{S}^{(0)}}(s_{d,k}, a_{d,k}) p(s_{d,k} | U_{d,k} = u_{d,k}) ds_{d,k} \\ &= \mathbb{E} \left\{ \max_{a_{d,k} \in \mathcal{A}_k} \mathcal{Q}_k^{\mathcal{S}^{(0)}}(S_{d,k}, a_{d,k}) \middle| U_{d,k} = u_{d,k} \right\} = \mathbb{E} \left\{ \mathcal{V}_k^{\mathcal{S}^{(1)}}(S_{d,k}) \middle| U_{d,k} = u_{d,k} \right\} = \mathcal{V}_k^{\mathcal{S}^{(1)}}(u_{d,k}), \end{aligned} \tag{28}$$

where the inequality follows from Jensen's inequality and the last line follows from the definition of $\mathcal{Q}_k^{S(0)}$ and $\mathcal{V}_k^{S(1)}$. Remember that Jensen's inequality states $\varphi(\mathbb{E}X) \leq \mathbb{E}\varphi(X)$ for a convex function φ and a random vector X . For the function $\varphi(\mathbf{X}) = \max_{a \in \mathcal{A}_k} \{X_a\}$ of the vector $\mathbf{X} = \{X_a\}_{a \in \mathcal{A}_k}$, the inequality strictly holds if and only if $P(X_a = \max_{a \in \mathcal{A}_k} \{X_a\}) < 1$ for all a . Otherwise, if there exists some a^* s.t. $P(X_{a^*} = \max_{a \in \mathcal{A}_k} \{X_a\}) = 1$, then $P(X_{a^*} \geq X_a) = 1$ for all a and thus $\mathbb{E}X_{a^*} \geq \mathbb{E}X_a$. In this case, $\max_{a \in \mathcal{A}_k} \{\mathbb{E}X_a\} = \mathbb{E}X_{a^*} = \mathbb{E}\max_{a \in \mathcal{A}_k} \{X_a\}$. Therefore, the inequality holds strictly in (28) if and only if $P\{\mathcal{Q}_k^{S(0)}(S_{d,k}, a) = \max_{a' \in \mathcal{A}_k} \mathcal{Q}_k^{S(0)}(S_{d,k}, a') | U_{d,k} = u_{d,k}\} < 1$ for all $a \in \mathcal{A}_k$.

In the second iteration, the value functions are updated as $\mathcal{V}_K^{\mathcal{U}(2)}(u_{d,k}) = \max_{a \in \mathcal{A}_k} \mathcal{Q}_K^{\mathcal{U}(2)}(u_{d,k}, a)$ and $\mathcal{V}_k^{S(2)}(s_{d,k}) = \max_{a \in \mathcal{A}_k} \mathcal{Q}_k^{S(2)}(s_{d,k}, a)$ with

$$\begin{aligned} \mathcal{Q}_K^{\mathcal{U}(2)}(u_{d,K}, a_{d,K}) &= \mathbb{E} \left\{ R_{d,K} + \gamma_K \mathcal{V}_1^{\mathcal{U}(1)}(U_{d+1,1}) \middle| U_{d,K} = u_{d,K}, A_{d,K} = a_{d,K} \right\}, \\ \mathcal{Q}_k^{\mathcal{U}(2)}(u_{d,k}, a_{d,k}) &= \mathbb{E} \left\{ R_{d,k} + \gamma_k \mathcal{V}_{k+1}^{\mathcal{U}(2)}(U_{d,k+1}) \middle| U_{d,k} = u_{d,k}, A_{d,k} = a_{d,k} \right\}, \quad k \in \{1 : (K-1)\} \\ \mathcal{Q}_K^{S(2)}(s_{d,K}, a_{d,K}) &= \mathbb{E} \left\{ R_{d,K} + \gamma_K \mathcal{V}_1^{S(1)}(S_{d+1,1}) \middle| S_{d,K} = s_{d,K}, A_{d,K} = a_{d,K} \right\}, \\ \mathcal{Q}_k^{S(2)}(s_{d,k}, a_{d,k}) &= \mathbb{E} \left\{ R_{d,k} + \gamma_k \mathcal{V}_{k+1}^{S(2)}(S_{d,k+1}) \middle| S_{d,k} = s_{d,k}, A_{d,k} = a_{d,k} \right\}, \quad k \in \{1 : (K-1)\}. \end{aligned}$$

Notice that for $k = K$,

$$\begin{aligned} \mathcal{V}_K^{\mathcal{U}(2)}(u_{d,K}) &= \max_{a_{d,K} \in \mathcal{A}_K} \mathbb{E} \left\{ R_{d,K} + \gamma_K \mathcal{V}_1^{\mathcal{U}(1)}(U_{d+1,1}) \middle| U_{d,K} = u_{d,K}, A_{d,K} = a_{d,K} \right\} \\ &\leq \max_{a_{d,K} \in \mathcal{A}_K} \mathbb{E} \left\{ R_{d,K} + \gamma_K \mathcal{V}_1^{S(1)}(U_{d+1,1}) \middle| U_{d,K} = u_{d,K}, A_{d,K} = a_{d,K} \right\} \\ &= \max_{a_{d,K} \in \mathcal{A}_K} \int \mathbb{E} \left\{ R_{d,K} + \gamma_K \mathcal{V}_1^{S(1)}(U_{d+1,1}) \middle| S_{d,K} = s_{d,K}, U_{d,K} = u_{d,K}, A_{d,K} = a_{d,K} \right\} \\ &\quad p(s_{d,K} | U_{d,K} = u_{d,K}, A_{d,K} = a_{d,K}) ds_{d,K}, \end{aligned}$$

where the inequality follows from (28). We have shown that $R_{d,K} \perp\!\!\!\perp U_{d,K} | S_{d,K}, A_{d,K}$ and $S_{d,K} \perp\!\!\!\perp A_{d,K} | U_{d,K}$. Using similar arguments as in Step 2 of Section B.4, we can show that $U_{d+1,1} \perp\!\!\!\perp U_{d,K} | S_{d,K}, A_{d,K}$. Therefore,

$$\begin{aligned} \mathcal{V}_K^{\mathcal{U}(2)}(u_{d,K}) &\leq \max_{a_{d,K} \in \mathcal{A}_K} \int \mathbb{E} \left\{ R_{d,K} + \gamma_K \mathcal{V}_1^{S(1)}(U_{d+1,1}) \middle| S_{d,K} = s_{d,K}, A_{d,K} = a_{d,K} \right\} p(s_{d,K} | U_{d,K} = u_{d,K}) ds_{d,K} \\ &\leq \int \max_{a_{d,K} \in \mathcal{A}_K} \mathbb{E} \left\{ R_{d,K} + \gamma_K \mathcal{V}_1^{S(1)}(U_{d+1,1}) \middle| S_{d,K} = s_{d,K}, A_{d,K} = a_{d,K} \right\} p(s_{d,K} | U_{d,K} = u_{d,K}) ds_{d,K}, \end{aligned}$$

where the second inequality follows from Jensen's inequality. Notice that

$$\begin{aligned} \mathbb{E} \left\{ R_{d,K} + \gamma_K \mathcal{V}_1^{S(1)}(U_{d+1,1}) \middle| S_{d,K}, A_{d,K} \right\} &= \mathbb{E} \left\{ R_{d,K} + \gamma_K \mathbb{E} \left\{ \mathcal{V}_1^{S(1)}(S_{d+1,1}) \middle| U_{d+1,1}, S_{d,K}, A_{d,K} \right\} \middle| S_{d,K}, A_{d,K} \right\} \\ &= \mathbb{E} \left\{ R_{d,K} + \gamma_K \mathcal{V}_1^{S(1)}(S_{d+1,1}) \middle| S_{d,K}, A_{d,K} \right\}. \end{aligned}$$

Therefore,

$$\begin{aligned} \mathcal{V}_K^{\mathcal{U}(2)}(u_{d,K}) &\leq \mathbb{E} \left\{ \max_{a_{d,K} \in \mathcal{A}_K} \mathbb{E} \left\{ R_{d,K} + \gamma_K \mathcal{V}_1^{S(1)}(S_{d+1,1}) \middle| S_{d,K}, A_{d,K} = a_{d,K} \right\} \middle| U_{d,K} = u_{d,K} \right\} \\ &= \mathbb{E} \left\{ \max_{a_{d,K} \in \mathcal{A}_K} \mathcal{Q}_K^{S(2)}(S_{d,K}, a_{d,K}) \middle| U_{d,K} = u_{d,K} \right\} = \mathbb{E} \left\{ \mathcal{V}_K^{S(2)}(S_{d,K}) \middle| U_{d,K} = u_{d,K} \right\} = \mathcal{V}_K^{S(2)}(u_{d,K}). \end{aligned}$$

Similar as before, the inequality strictly holds if (1) the inequality strictly holds in the last iteration, i.e. $P\{\mathcal{V}_1^{\mathcal{U}(1)}(U_{d+1,1}) < \mathcal{V}_1^{S(1)}(U_{d+1,1}) | U_{d,K} = u_{d,K}, A_{d,K} = a_{d,K}\} > 0$ for $a_{d,K} = \operatorname{argmax}_{a \in \mathcal{A}_K} \mathcal{Q}_K^{\mathcal{U}(1)}(u_{d,K}, a)$, or (2) $P\{\mathcal{Q}_K^{S(2)}(S_{d,K}, a) = \max_{a' \in \mathcal{A}_K} \mathcal{Q}_K^{S(2)}(S_{d,K}, a') | U_{d,K} = u_{d,K}\} < 1$ for all $a \in \mathcal{A}_K$.

For $k = K-1, \dots, 1$, we also have $\mathcal{V}_k^{\mathcal{U}(2)}(u_{d,k}) \leq \mathcal{V}_k^{S(2)}(u_{d,k})$. The inequality strictly holds if (1) the inequality strictly holds in the last iteration, i.e. $P\{\mathcal{V}_{k+1}^{\mathcal{U}(2)}(U_{d,k+1}) < \mathcal{V}_{k+1}^{S(2)}(U_{d,k+1}) | U_{d,k} = u_{d,k}, A_{d,k} = a_{d,k}\} > 0$ for

$a_{d,k} = \operatorname{argmax}_{a \in \mathcal{A}_k} \mathcal{Q}_k^{\mathcal{U}^{(2)}}(u_{d,k}, a)$, or (2) $P\{\mathcal{Q}_k^{\mathcal{S}^{(2)}}(S_{d,k}, a) = \max_{a' \in \mathcal{A}_k} \mathcal{Q}_k^{\mathcal{S}^{(2)}}(S_{d,k}, a') | U_{d,k} = u_{d,k}\} < 1$ for all $a \in \mathcal{A}_k$.

Using induction, we can show that

$$\mathcal{V}_k^{\mathcal{U}^{(i)}}(u_{d,k}) \leq \mathcal{V}_k^{\mathcal{S}^{(i)}}(u_{d,k})$$

for all k and all iterations $i = 1, 2, \dots$. The convergence of value iteration proved in Hu and Defourny (2014) can be easily generalized to K -periodic MDP with time-dependent discount factor. The optimality of value iteration guarantees that

$$\begin{aligned} \lim_{i \rightarrow \infty} \mathcal{V}_k^{\mathcal{U}^{(i)}}(u_{d,k}) &= \mathcal{V}_1^{\mathcal{U}^*}(u_{d,k}) \\ \lim_{i \rightarrow \infty} \mathcal{V}_k^{\mathcal{S}^{(i)}}(u_{d,k}) &= \mathcal{V}_1^{\mathcal{S}^*}(u_{d,k}). \end{aligned}$$

Therefore, we have $\mathcal{V}_1^{\mathcal{U}^*}(u_{1,1}) \leq \mathcal{V}_1^{\mathcal{S}^*}(u_{1,1})$.

We first show the sufficiency of the condition for the inequality to strictly hold. That is, $\mathcal{V}_k^{\mathcal{U}^*}(u_{d,k}) < \mathcal{V}_k^{\mathcal{S}^*}(u_{d,k})$ if $P\{\mathcal{Q}_k^{\mathcal{S}^*}(S_{d,k}, a) = \max_{a' \in \mathcal{A}_k} \mathcal{Q}_k^{\mathcal{S}^*}(S_{d,k}, a') | u_{d,k}\} < 1$ for all $a \in \mathcal{A}_k$. To see this, we will first show that if $P\{\mathcal{Q}_k^{\mathcal{S}^*}(S_{d,k}, a) = \max_{a' \in \mathcal{A}_k} \mathcal{Q}_k^{\mathcal{S}^*}(S_{d,k}, a') | u_{d,k}\} < 1$ for some k , then there exists an iteration i and time k' s.t.

$$P\left\{\mathcal{Q}_{k'}^{\mathcal{S}^{(i)}}(S_{d,k'}, a) = \max_{a' \in \mathcal{A}_{k'}} \mathcal{Q}_{k'}^{\mathcal{S}^{(i)}}(S_{d,k'}, a') \mid U_{d,k'} = u_{d,k'}\right\} < 1 \text{ for all } a \in \mathcal{A}_{k'}. \quad (29)$$

In fact, if there does not exist such an iteration i and time k' in (29), then for all i and k' , there exists $a_{k'}^{(i)} \in \mathcal{A}_{k'}$ s.t.

$$P\left\{\mathcal{Q}_{k'}^{\mathcal{S}^{(i)}}(S_{d,k'}, a_{k'}^{(i)}) = \max_{a' \in \mathcal{A}_{k'}} \mathcal{Q}_{k'}^{\mathcal{S}^{(i)}}(S_{d,k'}, a') \mid U_{d,k'} = u_{d,k'}\right\} = 1.$$

In this case,

$$\mathcal{V}_{k'}^{\mathcal{S}^{(i)}}(S_{d,k'}) = \max_{a' \in \mathcal{A}_{k'}} \mathcal{Q}_{k'}^{\mathcal{S}^{(i)}}(S_{d,k'}, a') = \mathcal{Q}_{k'}^{\mathcal{S}^{(i)}}(S_{d,k'}, a_{k'}^{(i)})$$

almost surely given $U_{d,k'} = u_{d,k'}$. Taking $i \rightarrow \infty$ and we have $\mathcal{V}_{k'}^{\mathcal{S}^*}(S_{d,k'}) = \mathcal{Q}_{k'}^{\mathcal{S}^*}(S_{d,k'}, a_{k'}^{(i)})$ for all k' and some $a_{k'}$ almost surely. However, $P\{\mathcal{Q}_k^{\mathcal{S}^*}(S_{d,k}, a) = \max_{a' \in \mathcal{A}_k} \mathcal{Q}_k^{\mathcal{S}^*}(S_{d,k}, a') | u_{d,k}\} < 1$ is saying that $P\{\mathcal{Q}_k^{\mathcal{S}^*}(S_{d,k}, a) = \mathcal{V}_k^{\mathcal{S}^*}(S_{d,k}) | u_{d,k}\} < 1$. Then when an inequality holds for some iteration i in (29), then the inequality $\mathcal{V}_k^{\mathcal{U}^{(i)}}(u_{d,k}) < \mathcal{V}_k^{\mathcal{S}^{(i)}}(u_{d,k})$ strictly holds for this iteration i . Consequently, the limitation $\lim_{i \rightarrow \infty} \mathcal{V}_1^{\mathcal{U}^{(i)}}(u_{d,k}) < \lim_{i \rightarrow \infty} \mathcal{V}_k^{\mathcal{S}^{(i)}}(u_{d,k})$ and thus $\mathcal{V}_k^{\mathcal{U}^*}(u_{d,k}) < \mathcal{V}_k^{\mathcal{S}^*}(u_{d,k})$ strictly holds.

Then we show the necessity of the condition. That is, if $\mathcal{V}_k^{\mathcal{U}^*}(u_{d,k}) < \mathcal{V}_k^{\mathcal{S}^*}(u_{d,k})$, then we have $P\{\mathcal{Q}_k^{\mathcal{S}^*}(S_{d,k}, a) = \max_{a' \in \mathcal{A}_k} \mathcal{Q}_k^{\mathcal{S}^*}(S_{d,k}, a') | u_{d,k}\} < 1$ for all $a \in \mathcal{A}_k$. If $P\{\mathcal{Q}_k^{\mathcal{S}^*}(S_{d,k}, a_k^*(u_{d,k})) = \max_{a' \in \mathcal{A}_k} \mathcal{Q}_k^{\mathcal{S}^*}(S_{d,k}, a') | u_{d,k}\} = 1$ for some $a_k^*(u_{d,k}) \in \mathcal{A}_k$, then

$$\begin{aligned} \mathcal{V}_k^{\mathcal{S}^*}(u_{d,k}) &= \mathbb{E}\left\{\max_{a' \in \mathcal{A}_k} \mathcal{Q}_k^{\mathcal{S}^*}(S_{d,k}, a') \mid U_{d,k} = u_{d,k}\right\} \\ &= \mathbb{E}\left\{\mathcal{Q}_k^{\mathcal{S}^*}(S_{d,k}, a_k^*(u_{d,k})) \mid U_{d,k} = u_{d,k}\right\} \\ &= \mathbb{E}\left\{\mathbb{E}\left\{R_{d,k}(a_k^*(u_{d,k})) + \gamma_k \mathcal{V}_{k+1}^{\mathcal{S}^*}(S_{d,k+1}(a_k^*(u_{d,k}))) \mid S_{d,k}\right\} \mid U_{d,k} = u_{d,k}\right\} \\ &= \mathbb{E}\left\{R_{d,k}(a_k^*(u_{d,k})) + \gamma_k \mathcal{V}_{k+1}^{\mathcal{S}^*}(S_{d,k+1}(a_k^*(u_{d,k}))) \mid U_{d,k} = u_{d,k}\right\} \\ &\leq \max_{a_k \in \mathcal{A}_k} \mathbb{E}\left\{R_{d,k} + \gamma_k \mathcal{V}_{k+1}^{\mathcal{S}^*}(S_{d,k+1}) \mid U_{d,k} = u_{d,k}, A_{d,k} = a_k\right\} = \mathcal{V}_k^{\mathcal{U}^*}(u_{d,k}) \end{aligned}$$

for $k < K$. Similarly, $\mathcal{V}_K^{\mathcal{S}^*}(u_{d,K}) \leq \mathcal{V}_K^{\mathcal{U}^*}(u_{d,K})$ for $k = K$. We have proved that $\mathcal{V}_k^{\mathcal{U}^*}(u_{d,k}) \leq \mathcal{V}_k^{\mathcal{S}^*}(u_{d,k})$, so we have $\mathcal{V}_k^{\mathcal{S}^*}(u_{d,k}) = \mathcal{V}_k^{\mathcal{U}^*}(u_{d,k})$. However, this violates the condition that $\mathcal{V}_k^{\mathcal{U}^*}(u_{d,k}) < \mathcal{V}_k^{\mathcal{S}^*}(u_{d,k})$. Therefore, we must have $P\{\mathcal{Q}_k^{\mathcal{S}^*}(S_{d,k}, a) = \max_{a' \in \mathcal{A}_k} \mathcal{Q}_k^{\mathcal{S}^*}(S_{d,k}, a') | u_{d,k}\} < 1$ for all $a \in \mathcal{A}_k$.

Step 2. Show that if $\{U_{d,k}\}_{\mathcal{I}}$ is a D-BaSS, then $\mathcal{V}_1^{\mathcal{U}^*}(u_{1,1}) = \mathcal{V}_1^{\mathcal{S}^*}(u_{1,1})$ for all $u_{1,1} \in \mathcal{U}_1$.

By definition, there exists a function $f(\cdot)$ s.t. $f(U_t) = S_t$ for all $t \in \mathcal{I}$. Then we can define a policy $\pi^{\mathcal{U}} := \{\pi_{1:K}^{\mathcal{U}}\}$, where $\pi_k^{\mathcal{U}}(u_{d,k}) = \pi_k^{S^*}(f(u_{d,k}))$ for all $u_{d,k} \in \mathcal{U}_k$. By Bellman equation,

$$\begin{aligned} \mathcal{V}_1^{\pi^{\mathcal{U}}}(u_{1,1}) &= \mathbb{E}^{\pi^{\mathcal{U}}} \left\{ R_{1,1} + \gamma_1 \mathcal{V}_2^{\pi^{\mathcal{U}}}(U_{1,2}) \middle| U_{1,1} = u_{1,1} \right\} \\ &= \sum_{a_{1,1} \in \mathcal{A}_1} \pi_1^{\mathcal{U}}(a_{1,1}; u_{1,1}) \mathbb{E} \left\{ R_{1,1} + \gamma_1 \mathcal{V}_2^{\pi^{\mathcal{U}}}(U_{1,2}) \middle| U_{1,1} = u_{1,1}, A_{1,1} = a_{1,1} \right\}. \end{aligned}$$

Using similar arguments as in Step 1 and Fubini's theorem,

$$\begin{aligned} \mathcal{V}_1^{\pi^{\mathcal{U}}}(u_{1,1}) &= \sum_{a_{1,1} \in \mathcal{A}_1} \pi_1^{\mathcal{U}}(a_{1,1}; u_{1,1}) \int \mathbb{E} \left\{ R_{1,1} + \gamma_1 \mathcal{V}_2^{\pi^{\mathcal{U}}}(U_{1,2}) \middle| s_{1,1}, u_{1,1}, a_{1,1} \right\} p(s_{1,1} | U_{1,1} = u_{1,1}, A_{1,1} = a_{1,1}) ds_{1,1} \\ &= \int \sum_{a_{1,1} \in \mathcal{A}_1} \pi_1^{\mathcal{U}}(a_{1,1}; u_{1,1}) \mathbb{E} \left\{ R_{1,1} + \gamma_1 \mathcal{V}_2^{\pi^{\mathcal{U}}}(U_{1,2}) \middle| s_{1,1}, a_{1,1} \right\} p(s_{1,1} | U_{1,1} = u_{1,1}) ds_{1,1}. \end{aligned}$$

According to the definition of $\pi^{\mathcal{U}}$,

$$\begin{aligned} \mathcal{V}_1^{\pi^{\mathcal{U}}}(u_{1,1}) &= \mathbb{E} \left\{ \sum_{a_{1,1} \in \mathcal{A}_1} \pi_1^{S^*}(a_{1,1}; f(u_{1,1})) \mathbb{E} \left\{ R_{1,1} + \gamma_1 \mathcal{V}_2^{\pi^{\mathcal{U}}}(U_{1,2}) \middle| S_{1,1}, a_{1,1} \right\} \middle| U_{1,1} = u_{1,1} \right\} \\ &= \mathbb{E} \left\{ \mathbb{E}^{\pi^{S^*}} \left\{ R_{1,1} + \gamma_1 \mathcal{V}_2^{\pi^{\mathcal{U}}}(U_{1,2}) \middle| S_{1,1} \right\} \middle| U_{1,1} = u_{1,1} \right\} \\ &= \mathbb{E}^{\pi^{S^*}} \left\{ R_{1,1} + \gamma_1 \mathcal{V}_2^{\pi^{\mathcal{U}}}(U_{1,2}) \middle| U_{1,1} = u_{1,1} \right\}. \end{aligned}$$

Using induction we can show that

$$\mathcal{V}_1^{\pi^{\mathcal{U}}}(u_{1,1}) = \mathbb{E}^{\pi^{S^*}} \left\{ R_{1,1} + \gamma_1 R_{1,2} + \dots \middle| U_{1,1} = u_{1,1} \right\} = \mathcal{V}_1^{\pi^{S^*}}(u_{1,1}) = \mathcal{V}_1^{S^*}(u_{1,1}).$$

Hence, we have $\mathcal{V}_1^{S^*}(u_{1,1}) = \mathcal{V}_1^{\pi^{\mathcal{U}}}(u_{1,1}) \leq \mathcal{V}_1^{\mathcal{U}^*}(u_{1,1})$. On the other hand, Step 1 has shown that $\mathcal{V}_1^{\mathcal{U}^*}(u_{1,1}) \leq \mathcal{V}_1^{S^*}(u_{1,1})$. Therefore, $\mathcal{V}_1^{\mathcal{U}^*}(u_{1,1}) = \mathcal{V}_1^{S^*}(u_{1,1})$. \square

B.7 Proof of Corollary 4.5

Proof. The state $S_{d,k}$ is a D-BaSS since $S_{d,k} \in \mathcal{H}_{d,k}$, and $R_{d,\infty} \perp\!\!\!\perp \mathcal{H}_{d,k} | S_{d,k}, A_{d,k}$. This can be seen from the conditional distribution of R_d given all the observed data before time k in bag d

$$\mathbb{P}(R_d | S_{d,k}, A_{d,k}, \mathcal{H}_{d,k}) = \mathbb{P}(R_d | E_{d-1}, R_{d-1}, M_{d,1:(k-1)}, N_{d,1:(k-1)}, C_{d,k}, A_{d,k}). \quad (30)$$

The state $S'_{d,k}$ is not a D-BaSS since $N_{d,1:(k-1)} \in \mathcal{H}_{d,k}$, but $R_{d,k} \not\perp\!\!\!\perp N_{d,1:(k-1)} | S'_{d,k}, A_{d,k}$. Similarly, $S''_{d,k}$ is also not a D-BaSS.

Assume the minimal D-BaSS is $\{B_{d,k}\}_{\mathcal{I}}$ for some vector $B_{d,k}$, where $B_{d,k} \in \mathcal{B}_k$. Theorem 4.4 implies that $\mathcal{V}_k^{S^*}(s'_{d,k}) < \mathcal{V}_k^{B^*}(s'_{d,k})$ if and only if $P\{\mathcal{Q}_k(B_{d,k}, a) = \max_{a' \in \mathcal{A}_k} \mathcal{Q}_k(B_{d,k}, a') | s'_{d,k}\} < 1$ for all $a \in \mathcal{A}_k$. On the other hand, Theorem 4.4 also implies that $\mathcal{V}_k^{S^*}(s'_{1,1}) = \mathcal{V}_k^{B^*}(s'_{d,k})$ since $\{S_{d,k}\}_{\mathcal{I}}$ is a D-BaSS. Besides, since there exists a function $f(\cdot)$ s.t. $f(S_{d,k}) = B_{d,k}$, by defining $\pi_k^S(s_{d,k}) = \pi_k^{B^*}(f(s_{d,k}))$, we have that π_k^S is the optimal policy according to Theorem 4.4. Thus we can denote π_k^S as $\pi_k^{S^*}$. Besides, $P\{\mathcal{Q}_k(S_{d,k}, a) = \max_{a' \in \mathcal{A}_k} \mathcal{Q}_k(S_{d,k}, a') | s'_{d,k}\} < 1$ for all $a \in \mathcal{A}_k$.

The results for S'_k and S''_k can be proved similarly, since we have $R_{d,\infty} \perp\!\!\!\perp S''_{d,k} | S'_{d,k}, A_{d,k}$ and $S''_{d,k+1} \perp\!\!\!\perp S''_{d,k} | S'_{d,k}, A_{d,k}$. This is equivalent to assuming that $N_{d,k}$ is not observed. \square

B.8 Misspecified DAG Assumptions

Figure 1 assumes that $C_{d,1:K}$ are exogenous variables and that E_d is conditionally independent of R_{d-1} given $E_{d-1}, A_{d,1:K}$. However, Algorithm 1 is robust to these assumptions even if they are violated. The policy is updated using a model-free method, stationary RLSVI, which only depend on the state space through the model of the Q-functions in (7), but does not depend on the dynamics of variables.

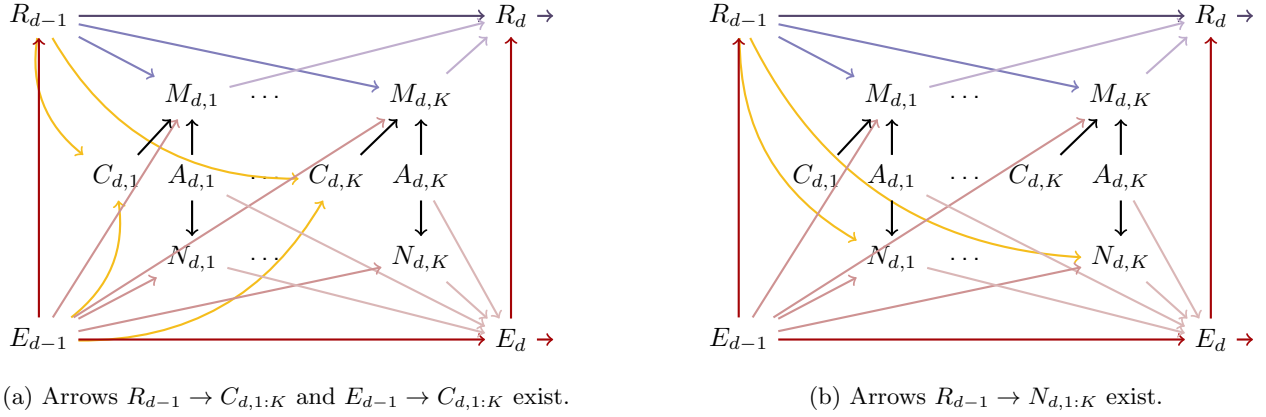


Figure 3: Causal DAG when Figure 1 is misspecified. The arrows pointing to the actions $A_{d,1:K}$ are omitted.

Lemma B.5. *The state vector $S_{d,k}$ remain unchanged when $C_{d,1:K}$ is directly dependent on R_{d-1}, E_{d-1} and when E_d is directly dependent on R_{d-1} .*

Proof. If arrows $R_{d-1} \rightarrow C_{d,1:K}$ and $E_{d-1} \rightarrow C_{d,1:K}$ exist as in Figure 3a, $C_{d,k}$ becomes a collider of E_{d-1} and R_{d-1} . However, the conditional independence in (30) still holds. Similarly, if arrows $R_{d-1} \rightarrow N_{d,1:K}$ exist as in Figure 3b, $N_{d,k}$ becomes a collider of E_{d-1}, R_{d-1} and $A_{d,k}$, which does not affect the conditional independence in (30). \square

C IMPLEMENTATION DETAILS

Algorithm 1 focuses on the case when each Q-function is learned separately. In Algorithm 2, we present the implementation details from Section 5 where the main effect is learned using pooled data across all decision times. For $t \in \{1 : (d-1)\}$, let

$$\begin{aligned} \mathbf{X}_{t,k} &= \phi(\tilde{S}'_{t,k}, A_{t,k}), \\ Y_{t,k} &= \begin{cases} \max_{a \in \mathcal{A}_{k+1}} \phi(\tilde{S}'_{t,k+1}, a)^T \tilde{\beta}_{d-1} & \text{if } k < K, \\ R_t + \bar{\gamma} \max_{a \in \mathcal{A}_1} \phi(\tilde{S}'_{t+1,1}, a)^T \tilde{\beta}_{d-1} & \text{if } k = K, \end{cases} \end{aligned} \quad (31)$$

and construct

$$\begin{aligned} \mathbf{X}_d &= [\mathbf{X}_{1:(d-1),1}, \dots, \mathbf{X}_{1:(d-1),K}]^T, \\ \mathbf{Y}_d &= [Y_{1:(d-1),1}, \dots, Y_{1:(d-1),K}]^T. \end{aligned}$$

Fit a Bayesian linear regression for the optimal Q-functions. Then the posterior of β_d is given by a normal distribution $N(\boldsymbol{\mu}_d, \Sigma_d)$, where

$$\begin{aligned} \Sigma_d &= (\mathbf{X}_d^T \mathbf{X}_d / \sigma^2 + \lambda_d \mathbf{I})^{-1}, \\ \boldsymbol{\mu}_d &= \Sigma_d (\mathbf{X}_d^T \mathbf{Y}_d / \sigma^2), \end{aligned} \quad (32)$$

and \mathbf{I} is the identity matrix.

In standard RL algorithms, we need to wait until the first state vector $S_{d,1}$ on day d is observed before updating the parameter $\tilde{\beta}_d$. However, in our problem, since $S_{d,1}$ contains only three variables $E_{d-1}, R_{d-1}, C_{d,1}$ and $C_{d,1}$ is exogenous, we can randomly sample $\tilde{C}_{d,1}$ from $C_{1:(d-1),1:K}$ and update the policy at the end of day $d-1$.

The discount factor is taken as $\bar{\gamma} = 0.99$ for BRLSVI, SRLSVI, and finite-horizon RLSVI. The tuning parameter L is set to 7 for all algorithms to mimic a real clinical trial scenario, where a user receives randomized notifications over the first week.

Algorithm 2 Bagged RLSVI with Pooling Across Decision Times

Input: Hyperparameters L, λ_d, σ^2 .

- 1: Warm-up: Take actions $A_{d,k} \sim \text{Bernoulli}(0.5)$ in bag $d \in \{1 : L\}$ for $k \in \{1 : K\}$.
 - 2: **for** $d \geq L + 1$ **do**
 - 3: **for** $k = K, \dots, 1$ **do**
 - 4: Construct $\mathbf{X}_{1:(d-1),k}$ and $Y_{1:(d-1),k}$ with $\tilde{\boldsymbol{\beta}}_{d-1}$ using (31).
 - 5: **end for**
 - 6: Obtain $\boldsymbol{\mu}_d, \Sigma_d$ using (32). Draw $\tilde{\boldsymbol{\beta}}_d \sim N(\boldsymbol{\mu}_d, \Sigma_d)$.
 - 7: **for** $k = 1, \dots, K$ **do**
 - 8: Observe $H_{d,k}$ and construct $\tilde{S}'_{d,k}$.
 - 9: Take $A_{d,k} = \operatorname{argmax}_{a \in \mathcal{A}_k} \phi(\tilde{S}'_{d,k}, a)^T \tilde{\boldsymbol{\beta}}_d$.
 - 10: **end for**
 - 11: Observe $M_{d,K}, E_d$, and R_d .
 - 12: **end for**
-

The hyperparameters λ_d and σ^2 are set to be identical across all testbed variants for each algorithm. Specifically, since $\lambda_d \times \sigma^2$ is equivalent to the tuning parameter of an L_2 penalty, we fix the value of $\tau_d = \lambda_d \times \sigma^2$. The values of σ^2 and τ_d are set as $\sigma^2 = 0.005$, $\tau_d = 5d$ for Algorithm 2, $\sigma^2 = 1$, $\tau_d = 10$ for Algorithm 3, $\sigma^2 = 0.005$, $\tau_d = 2d$ for Algorithm 4, and $\sigma^2 = 0.2$, $\tau_d = 2$ for Algorithm 6. Notice that τ_d is a function of bag d for Algorithms 2 and 4. This parameter is set to be adaptive since $\mathbf{X}_d^T \mathbf{X}_d$ is increasing as the number of bags increases, while $\lambda_d \mathbf{I}$ remains constant. This becomes problematic when the actions in the history are highly imbalanced, meaning that either most actions are zeros or most are ones, as this can lead $\mathbf{X}_d^T \mathbf{X}_d$ to be ill-conditioned. This is consistent with the implementation of regularized linear regression in the `statsmodels` package (Skipper and Josef, 2010), which minimizes the squared error divided by the sample size. Experiments have shown that a constant τ_d is better for Algorithm 3. Although these hyperparameters may not be optimal for each specific testbed variant, our objective is to demonstrate that there exists a set of hyperparameters that is near-optimal across all testbed variants. This approach ensures that, regardless of the specific environment which might represent a user in the new trial, such a set of hyperparameters will be effective.

When running on a cloud server, BRLSVI takes 129 seconds on average for one CPU core to run an iteration for 42 users sequentially, while SRLSVI takes 153 seconds, finite-horizon RLSVI takes 159 seconds, RAND takes 80 seconds, and TS takes 96 seconds.

D ADDITIONAL SIMULATION RESULTS

In this section, we compare the states $S'_{d,k}$ and $S''_{d,k}$ in the experiment setting in Section 5. For the state $S''_{d,k}$, we also pool across decision times to learn the main effect for a fair comparison. The basis function is defined as

$$\phi(S''_{d,k}, A_{d,k})^T := [1, E_{d-1}, R_{d-1}] \frown \mathbb{1}(k=1)A_{d,k}[1, E_{d-1}, R_{d-1}] \frown \dots \frown \mathbb{1}(k=K)A_{d,k}[1, E_{d-1}, R_{d-1}].$$

The tuning parameters are set at $\sigma^2 = 0.005$, $\tau_d = 5d$. The average cumulative reward for BRLSVI based on $S'_{d,k}$ or $S''_{d,k}$ subtracting the average cumulative reward of the zero policy is plotted in Figure 4. We can see that $S'_{d,k}$ yields a higher cumulative reward.

E BASELINE ALGORITHMS

In this section, we specify the implementation details of the baseline algorithms discussed in Section 5.4.

E.1 Stationary RLSVI

The K actions within a bag can be treated as a K -dimensional action, so that algorithms designed for a stationary MDP can be utilized at the bag level. However, since we need to choose the K actions simultaneously, variables at each decision time like $C_{d,k}, M_{d,k-1}, A_{d,k-1}$ cannot be used for decision making. The variables available at the beginning of a bag are E_{d-1} and R_{d-1} . Therefore, the bag state is defined as $S_d = [E_{d-1}, R_{d-1}] \in \mathcal{S}$. The bag

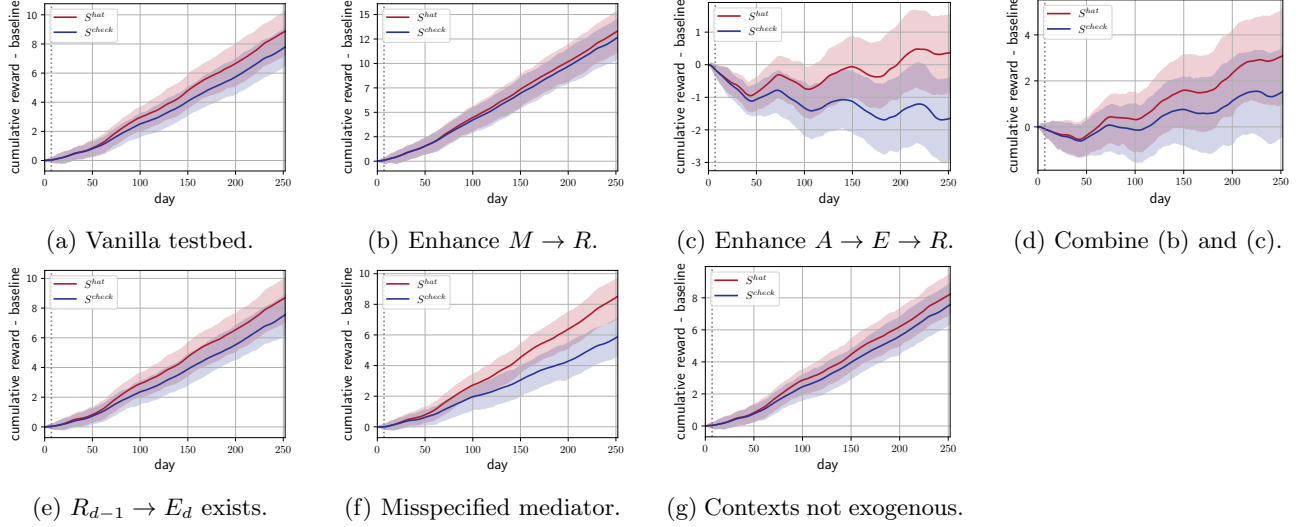


Figure 4: The average cumulative rewards of BRLSVI, SRLSVI, RLSVI, and RAND, each subtracting the average cumulative rewards of the zero policy. The vertical dotted line represents the end of the warm-up period.

action is defined as $A_d = [A_{1:K}]$, which has 2^K different values when $\mathcal{A}_k = \{0, 1\}$ for all k . Denote the action space as $\mathcal{A} := \mathcal{A}_1 \times \dots \times \mathcal{A}_K$. For a policy $\pi : \mathcal{A} \mapsto \mathcal{S}$, the Q-function is

$$Q^\pi(s_d, a_d) = \mathbb{E}^\pi \left\{ \sum_{t=d}^{\infty} \bar{\gamma}^{t-d} R_t \mid S_d = s_d, A_d = a_d \right\}$$

for $s_d \in \mathcal{S}, a_d \in \mathcal{A}$. The Bellman optimality equation is

$$Q^*(s_d, a_d) = \mathbb{E} \{ R_d + \bar{\gamma} \max_{a_{d+1} \in \mathcal{A}} Q^*(S_{d+1}, a_{d+1}) \mid S_d = s_d, A_d = a_d \}.$$

The optimal Q-function is modeled as

$$Q(s_d, a_d) = \phi(s_d, a_d)^T \beta.$$

The basis function is

$$\phi(S_d, A_d)^T := [1, E_{d-1}, R_{d-1}] \cap \mathbf{1}(A_d = a_1)[1, E_{d-1}, R_{d-1}] \cap \dots \cap \mathbf{1}(A_d = a_{2K})[1, E_{d-1}, R_{d-1}], \quad (33)$$

where a_1, \dots, a_{2K} traverse through all possible actions in \mathcal{A} . Based on the Bellman optimality equation, Algorithms 3 updates the estimate of β sequentially.

E.2 RLSVI with a Horizon K

When each bag is viewed as an episode, algorithms for finite horizon MDP can be leveraged with a reward observed at the end of the episode. The states can still be defined as $S_{d,k} \in \mathcal{S}_k$. For a policy $\pi = \{\pi_{1:K} : \pi_k : \mathcal{S}_k \mapsto \mathcal{A}_k\}$, the Q-function at time k is

$$Q_k^\pi(s_{d,k}, a_{d,k}) = \mathbb{E}^\pi \{ R_d \mid S_{d,k} = s_{d,k}, A_{d,k} = a_{d,k} \}.$$

The Bellman optimality equation is

$$\begin{aligned} Q_K^*(s_{d,K}, a_{d,K}) &= \mathbb{E} \{ R_{d,K} \mid S_{d,K} = s_{d,K}, A_{d,K} = a_{d,K} \}, \\ Q_k^*(s_{d,k}, a_{d,k}) &= \mathbb{E} \{ R_{d,k} + \max_{a_{d,k+1} \in \mathcal{A}_{k+1}} Q_{k+1}^*(S_{d,k+1}, a_{d,k+1}) \mid S_{d,k} = s_{d,k}, A_{d,k} = a_{d,k} \}, \end{aligned}$$

for $k \in \{1 : (K-1)\}$. The optimal Q-function is modeled as

$$Q_k(s_{d,k}, a_{d,k}) = \phi_k(s_{d,k}, a_{d,k})^T \beta_k,$$

where the basis function is

$$\phi_k(S_{d,k}, A_{d,k})^T := [1, E_{d-1}, R_{d-1}, M_{1:(k-1)}, A_{1:(k-1)}, C_{d,k}, A_{d,k}, A_{d,k} E_{d-1}, A_{d,k} R_{d-1}, A_{d,k} C_{d,k}]. \quad (34)$$

Based on the Bellman optimality equation, Algorithm 4 updates the estimate of β sequentially.

Algorithm 3 Stationary RLSVI.

Input: Hyperparameters L, λ_d, σ^2 .

- 1: Warm-up: Randomly take actions $A_{d,k} \sim \text{Bernoulli}(0.5)$ in bag $d \in \{1 : L\}$ for $k \in \{1 : K\}$.
- 2: **for** $d \geq L + 1$ **do**
- 3: **for** $k = K, \dots, 1$ **do**
- 4: For $t \in \{1 : (d - 1)\}$, let

$$\begin{aligned} \mathbf{X}_t &= \phi(S_t, A_t), \\ Y_t &= R_t + \bar{\gamma} \max_{a_{t+1} \in \mathcal{A}} \phi(S_{t+1}, a_{t+1})^T \tilde{\boldsymbol{\beta}}_{d-1}, \end{aligned}$$

and define $\mathbf{X}_d = [\mathbf{X}_{1:(d-1)}]^T$, $\mathbf{Y}_d = [Y_{1:(d-1)}]^T$.

- 5: Fit a Bayesian linear regression for the optimal Q-functions. Obtain

$$\begin{aligned} \boldsymbol{\Sigma}_d &= (\mathbf{X}_d^T \mathbf{X}_d / \sigma^2 + \lambda_d \mathbf{I})^{-1}, \\ \boldsymbol{\mu}_d &= \boldsymbol{\Sigma}_d (\mathbf{X}_d^T \mathbf{Y}_d / \sigma^2), \end{aligned}$$

where \mathbf{I} is the identity matrix.

- 6: Randomly draw $\tilde{\boldsymbol{\beta}}_d \sim N(\boldsymbol{\mu}_d, \boldsymbol{\Sigma}_d)$.
 - 7: **end for**
 - 8: **for** $k = 1, \dots, K$ **do**
 - 9: Construct the basis function as in (33).
 - 10: Take $A_d = \arg\max_{a_d \in \mathcal{A}} \phi(S_d, a)^T \tilde{\boldsymbol{\beta}}_d$.
 - 11: **end for**
 - 12: Observe E_d, R_d .
 - 13: **end for**
-

Algorithm 4 RLSVI with a horizon K .

Input: Hyperparameters L, λ_d, σ^2 .

- 1: Warm-up: Randomly take actions $A_{d,k} \sim \text{Bernoulli}(0.5)$ in bag $d \in \{1 : L\}$ for $k \in \{1 : K\}$.
- 2: **for** $d \geq L + 1$ **do**
- 3: **for** $k = K, \dots, 1$ **do**
- 4: For $t \in \{1 : (d - 1)\}$, let

$$\begin{aligned} \mathbf{X}_{t,k} &= \phi_k(S_{t,k}, A_{t,k}), \\ Y_{t,k} &= \begin{cases} \max_{a_{t,k+1} \in \mathcal{A}_{k+1}} \phi_k(S_{t,k+1}, a_{t,k+1})^T \tilde{\boldsymbol{\beta}}_{d-1,k+1} & \text{if } k < K, \\ R_t & \text{if } k = K, \end{cases} \end{aligned}$$

and define $\mathbf{X}_{d,k} = [\mathbf{X}_{1:(d-1),k}]^T$, $\mathbf{Y}_{d,k} = [Y_{1:(d-1),k}]^T$.

- 5: Fit a Bayesian linear regression for the optimal Q-functions. Obtain

$$\begin{aligned} \boldsymbol{\Sigma}_{d,k} &= (\mathbf{X}_{d,k}^T \mathbf{X}_{d,k} / \sigma^2 + \lambda_d \mathbf{I})^{-1}, \\ \boldsymbol{\mu}_{d,k} &= \boldsymbol{\Sigma}_{d,k} (\mathbf{X}_{d,k}^T \mathbf{Y}_{d,k} / \sigma^2), \end{aligned}$$

where \mathbf{I} is the identity matrix.

- 6: Randomly draw $\tilde{\boldsymbol{\beta}}_{d,k} \sim N(\boldsymbol{\mu}_{d,k}, \boldsymbol{\Sigma}_{d,k})$.
 - 7: **end for**
 - 8: **for** $k = 1, \dots, K$ **do**
 - 9: Construct the basis function as in (34).
 - 10: Take $A_{d,k} = \arg\max_{a_{d,k} \in \mathcal{A}_k} \phi_k(S_{d,k}, a)^T \tilde{\boldsymbol{\beta}}_{d,k}$.
 - 11: **end for**
 - 12: Observe $M_{d,K}, E_d, R_d$.
 - 13: **end for**
-

E.3 Random Policy

All the actions are taken randomly with probability 0.5. See Algorithms 5 for detail.

Algorithm 5 Random policy (RAND)

```

1: for day  $d \in \{1 : D\}$  do
2:   for  $k \in \{1 : K\}$  do
3:     Observe the current context  $C_{d,k}$ .
4:     Take actions  $A_{d,k} \sim \text{Bernoulli}(0.5)$ .
5:   end for
6:   Observe  $R_d$ .
7: end for

```

E.4 Maximizing Proximal Outcomes with TS

We compare with the TS algorithm (Russo et al., 2018) that directly maximizes the proximal outcome $M_{d,k}$, as implemented in previous HeartSteps studies (Liao et al., 2020). The state at the k th decision time on day d is $S_{d,k} = [E_{d-1}, R_{d-1}, C_{d,k}]$. In TS, the Q-function is modeled as $\mathcal{Q}(s, a) = \phi(s, a)^T \beta$, with the basis function defined as

$$\phi(S_{d,k}, A_{d,k}) = [1, E_{d-1}, R_{d-1}, C_{d,k}, A_{d,k}, A_{d,k}E_{d-1}, A_{d,k}R_{d-1}, A_{d,k}C_{d,k}].$$

The policy is updated daily. Refer to Algorithms 6 for detailed implementation.

Algorithm 6 Maximizing $M_{d,k}$ with TS

Input: Hyperparameters L, λ_d, σ^2 .

```

1: Warm-up: Randomly take actions  $A_{d,k} \sim \text{Bernoulli}(0.5)$  in bag  $d \in \{1 : L\}$  for  $k \in \{1 : K\}$ .
2: for  $d \geq L + 1$  do
3:   Fit a Bayesian linear regression for the optimal Q-functions. Obtain

```

$$\begin{aligned} \mathbf{X}_d &= [\phi(S_{1,1}, A_{1,1})^T, \dots, \phi(S_{1,K}, A_{1,K})^T, \dots, \phi(S_{d,1}, A_{d,1})^T, \dots, \phi(S_{d,K}, A_{d,K})^T]^T, \\ \mathbf{Y}_d &= [M_{1,1}, \dots, M_{1,K}, \dots, M_{d,1}, \dots, M_{d,K}]^T, \\ \Sigma'_d &= (\mathbf{X}_d^T \mathbf{X}_d / \sigma^2 + \lambda_d \mathbf{I})^{-1}, \\ \mu'_d &= \Sigma'_d (\mathbf{X}_d^T \mathbf{Y}_d / \sigma^2). \end{aligned}$$

where \mathbf{I} is the identity matrix.

```

4:   Randomly draw  $\beta \sim N(\mu'_d, \Sigma'_d)$ .
5:   for  $k \in \{1 : K\}$  do
6:     Observe the current state  $S_{d,k} = [E_{d-1}, R_{d-1}, C_{d,k}]$ .
7:     Obtain the posterior probability  $P_{d,k} = P\{[1, E_{d-1}, R_{d-1}, C_{d,k}] \beta_{5:8} > 0; \beta \sim N(\mu'_d, \Sigma'_d)\}$ .
8:     Take  $A_{d,k} \sim \text{Bernoulli}(P_{d,k})$  and observe  $M_{d,k}$ .
9:   end for
10: end for

```

F DATA FOR CONSTRUCTING THE TESTBED

The testbed is constructed using data from HeartSteps V2. This section details the properties of the dataset and how we obtain the variables in the DAG shown in Figure 1. The HeartSteps V2 dataset has two limitations: (1) the reward commitment to being active contains too much missing data, and (2) 9 users dropped out before the study concluded. To address these challenges, we exclude the data after dropout and reconstruct the rewards.

F.1 Dropout

According to (anonymous citation), a user must wear the Fitbit tracker for at least 8 hours a day to be included in the analysis. Thus, we define the dropout day as the last day the Fitbit tracker was worn for at least 8 hours

between 6 a.m. and 11 p.m. After the dropout day, the user never wore the Fitbit for more than 8 hours on any given day. The study is considered ongoing as long as the RL algorithm continues to update nightly, and the user has not exceeded 83 days, in compliance with IRB regulations.

In HeartSteps V2, 9 out of 42 users dropped out before the conclusion of the study, after days beyond the 83-day limit were excluded. Refer to Figure 5 for the bar plot of days before, during, and after the study. For the 42 users, the average duration of participation is 74 days including days after dropout, and 69 days when excluding days after dropout. We have omitted the days following dropout in the subsequent analysis. Below, we address some special cases.

- Two users stayed in the study for more than 83 days. User 10044 has 291 days of record and dropped out on day 63. User 10262 has 210 days of record and dropped out on day 192. We have removed the data beyond 83 days for them. All the other users were in the study no more than 83 days.
- User 10086 wore the Fitbit for 88 days, but the RL algorithm started on the 48th day.
- User 10217 wore the Fitbit for 21 days. The warm-up period is 8 days. Then the RL algorithm started on the 9th day, and the user stayed until the end of the study.
- The RL algorithm ran for 60 days for User 10105, but there were only 40 days left after data cleaning.

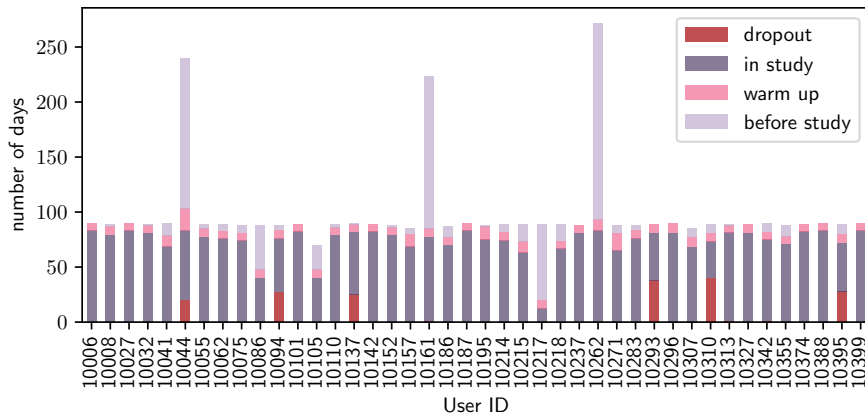


Figure 5: The number of days before, during, and after the study for each user. “Before study” is the period when the trial starts recording activities for a user, but the user has not yet started wearing the Fitbit. “Warm up” is the period during which a user wears the Fitbit for at least 8 hours per day for 7 days. The length of the warm-up period may extend beyond 8 days if the user wears the Fitbit for less than 8 hours on any given day within this timeframe. “In study” is the period during which the RL algorithm is active for a user, and the user has not yet dropped out. “Drop out” is the period during which the RL algorithm continues to run for a user, but the user no longer wears the Fitbit for more than 8 hours per day.

F.2 Obtaining the Variables

In this section, we describe how we obtain the variables from HeartSteps V2. At the k th decision time on day d ,

- The context $C_{d,k}$ is the logarithm of the 30-minute step count prior to the k th decision time, with a small perturbation of 0.5 added to avoid the logarithm of zero step counts. Missing step counts are imputed with the average from the previous seven days.
- The action $A_{d,k}$ indicates whether a notification is sent (1) or not (0).
- The proximal outcome $M_{d,k}$ is the logarithm of the 30-minute step count following the k th decision time, again with a 0.5 perturbation added to avoid logarithm issues with zero counts.

- The engagement E_d is defined as $E_d = \sqrt{\frac{1-\omega}{1-\omega^7} \sum_{t=0}^6 \omega^t V_{d-t}}$, where V_d is the total app page view times on day d and $\omega = 6/7$ (Trella et al., 2023; Ghosh et al., 2024). The normalizing constant ensures the weights of each E_{d-t} sum to one. The square root transforms the right-skewed distribution of weighted average app page views into a nearly symmetric distribution. The app page views include dashboard view, weekly goal setting, etc.
- The reward R_d represents the commitment to being active. Since HeartSteps V2 lacks enough data on commitment to being active, we estimate the reward R_d based on the causal DAG. Details on how to find R_d will be introduced in Section F.4.
- The emission O_d is derived from per minute Fitbit step count data. According to Cuthbertson et al. (2022), a bout is defined as at least 10 consecutive minutes at or above the specified cadence, allowing for up to 20% of the time or less than 5 consecutive minutes below the cadence. We examine the minimum suggested cadence, which is ≥ 40 steps/min. A bout is considered unprompted if its start time does not occur within 30 minutes after a notification. We calculate the number of unprompted bouts of PA using this criterion.
 - Check a bout starting from a minute with no fewer than 40 steps.
 - Look ahead at least 10 minutes.
 - End the bout if more than 20% of the minutes have fewer than 40 steps, or if there are more than 5 consecutive minutes with fewer than 40 steps.
 - If the starting point does not lie within $[t, t + 30\text{min}]$, where t is one of the notification times, increment the count of bouts for that day by one.

Figure 6 displays the histogram of E_d , R_d , and O_d . Section F.3 will address the missing step counts for $C_{d,k}$ and $M_{d,k}$.

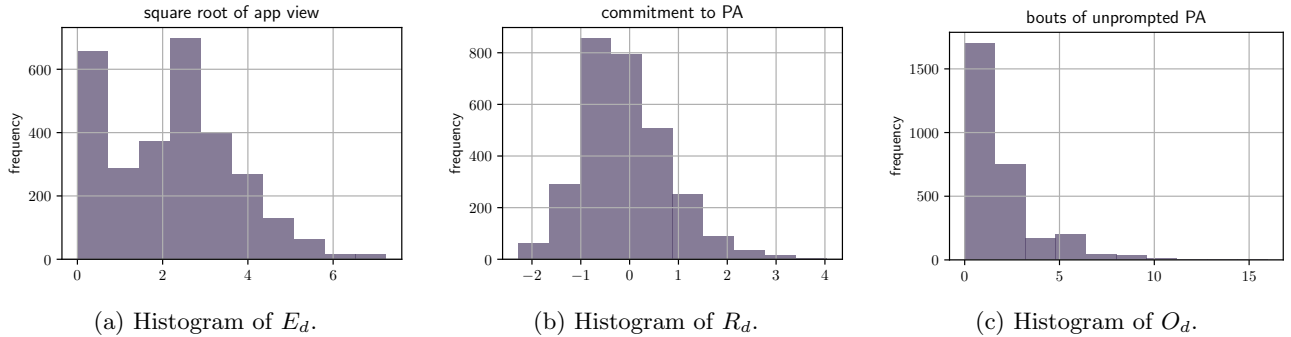


Figure 6: Histograms of E_d and R_d across 42 users in HeartSteps V2.

F.3 Missing Data

The 30-minute step count is considered missing if the Fitbit is not worn at any minute during the 30-minute period. Figures 7 and 8 show the histograms of $C_{d,k}$ and $M_{d,k}$ with missing data either removed or imputed. Figures 9 and 10 show the histograms of decision times or days with missing data. In subsequent analyses, the imputed log prior 30-minute step count $C_{d,k}$ will be used. Then only the log post 30-minute step count $M_{d,k}$ will contain missing data. As will be detailed later, complete or imputed data will be used in Sections F.4 and G.

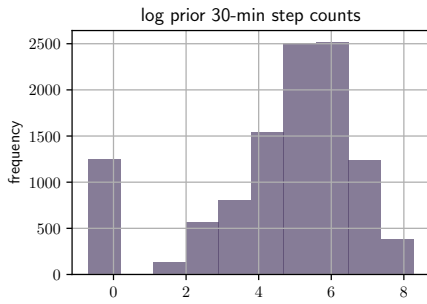
F.4 Constructing the Reward

Since R_d is a continuous variable, we fit a Linear Dynamical System (LDS) model to estimate R_d using the DAG in Figure 11.

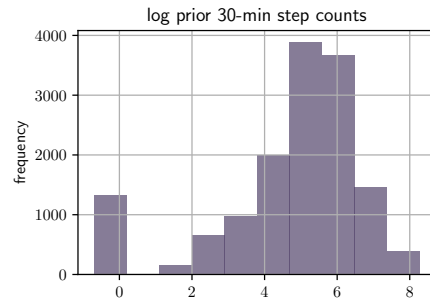
An LDS is defined by the equations

$$x_d = b_1 x_{d-1} + b_2 u_d + w_d, \tag{35}$$

$$y_d = b_3 x_d + z + v_d, \tag{36}$$

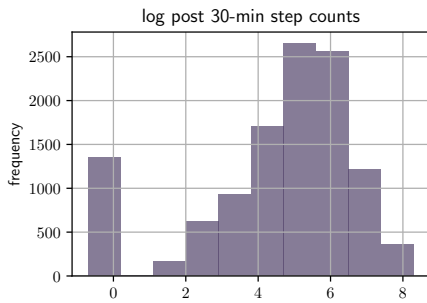


(a) Histogram of $C_{d,k}$ with missing data removed.

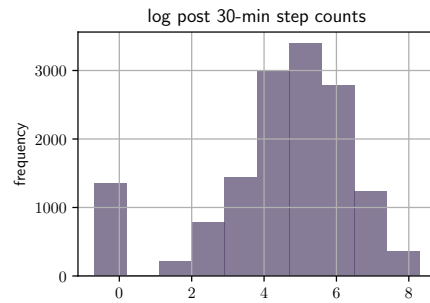


(b) Histogram of $C_{d,k}$ with missing data imputed.

Figure 7: Histograms of $C_{d,k}$ across 42 users and all decision times in HeartSteps V2. In Figure (b), missing $C_{d,k}$ values are imputed using average step counts from the same decision time over the previous seven days, as these will be directly utilized as exogenous variables in the testbed.

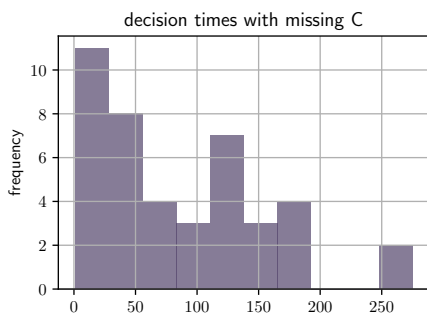


(a) Histogram of $M_{d,k}$ with missing data removed.

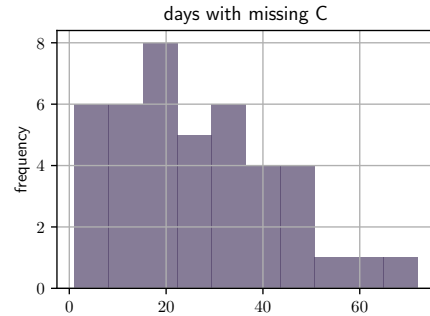


(b) Histogram of $M_{d,k}$ with missing data imputed.

Figure 8: Histograms of $M_{d,k}$ across 42 users and all decision times in HeartSteps V2. In Figure (b), missing $M_{d,k}$ values are imputed using the average step count from the same decision time of this user over the study period, as they will be utilized solely for constructing the reward and the testbed.

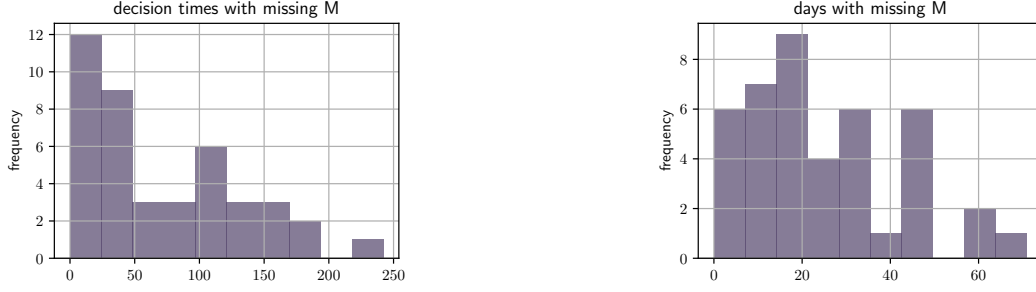


(a) Histogram of the number of decision times with missing $C_{d,k}$.



(b) Histogram of the number of days with any one of $C_{d,1:K}$ missing.

Figure 9: Number of decision times and days with missing $C_{d,k}$ for each user.



(a) Histogram of the number of decision times with missing $M_{d,k}$. (b) Histogram of the number of days with any one of $M_{d,1:K}$ missing.

Figure 10: Number of decision times and days with missing $M_{d,k}$ for each user.

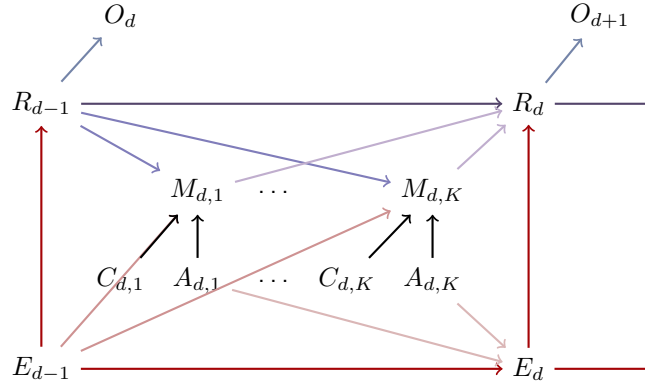


Figure 11: Causal DAG for day d . The arrows pointing to the actions $A_{d,1:K}$ are omitted. The emission $O_d \in \mathbb{R}$ is an indicator that reveals information about the reward R_{d-1} . For example, O_d can be the number of bouts of unprompted PA during day d . The affective attitude toward PA, R_d , is a summary of day d , so its effect on unprompted PAs O_{d+1} can only be observed the next day. O_d is not impacted by actions in the current day, since the actions may only affect the step counts in a short time window.

where d denotes the time index, x_d is the latent variable, y_d is the emission variable, u_d is the input variable, and w_d, v_d are the noise terms. In equation (35), the intercept is fixed at zero. Besides, the input u_d directly influences the latent variable but not the emission variable. In our problem, the latent variable is $x_d = R_d$, and the input variable is the 6-dimensional vector $u_d = [A_{d,1}, \dots, A_{d,5}, E_d]$. Given that R_d is a more stable construct than the emission O_d , we apply an Exponentially Weighted Moving Average (EWMA) to smooth O_d before estimating R_d . Specifically, we set $y_d = \bar{O}_{d+1}$, where $\bar{O}_d = wO_d + (1-w)\bar{O}_{d-1}$ for $d > 1$, with $\bar{O}_1 = O_1$ and $w = 0.5$. Note that this smoothed \bar{O}_d is utilized solely for estimating R_d ; the original O_d is used when constructing the testbed in Section G.

We fit the LDS model using the `SSM` package (Linderman et al., 2020), and the estimated latent variable x_d is utilized as the constructed reward. Note that the Laplace EM algorithm employed by the `SSM` package is sensitive to the initial parameter values. Firstly, the parameters in an LDS are not unique, even with sufficient data. The LDS configuration specified possesses additional degrees of freedom. For example, the variables (x_d, b_2, b_3) can be simultaneously scaled to $(2x_d, 2b_2, b_3/2)$, illustrating this non-uniqueness. Furthermore, the log-posterior probability density function is typically nonconvex with respect to the parameters. When all variables are Gaussian, for example, the log-posterior is quadratic but nonconvex. The Hessian matrix of the log-posterior is generally neither positive semi-definite nor negative semi-definite.

Considering user heterogeneity, we will fit an LDS model and construct rewards for each user individually. However, due to the limited sample size for each user, the model’s stability might be compromised because it is sensitive to the initial parameter settings. Therefore, we initially fit a homogeneous LDS model using pooled

data from all users to obtain stable parameter estimates. These estimates are then used to initialize the LDS models for individual users. A larger sample size in the Laplace EM algorithm enhances model reliability.

Initialize with the pooled data from all users. To initialize the homogeneous LDS model, we use the `initialize` option in the `SSM` package. The package automatically chooses the initial values $b'_1, b'_2, b'_3, z', \text{Var}(w'_d), \text{Var}(v'_d)$ for the parameters of the LDS model. The `initialize` option in the package consists of two steps:

- Fit an autoregressive HMM to initialize the parameters in equation (35).
- Fit a PCA model to initialize the parameters in equation (36). Since R_d and \bar{O}_d are both one-dimensional, the package essentially initializes with $b'_3 = 1$.

All parameters are initially set using the data, except for b'_3 . In this step, data from days with any missing proximal outcome $M_{d,1:K}$ have been excluded. All the variables $C_{d,k}, M_{d,k}, E_d, \bar{O}_d$ have been standardized. After fitting the homogeneous LDS model with the pooled data from all users, we obtain the parameters $b'_1, b'_2, b'_3, z'', \text{Var}(w''_d), \text{Var}(v''_d)$.

Note that we have changed the source code in `lds.py` of the `SSM` package to remove the direct influence of the input vector u_d on the emission variable y_d . Besides, we fixed the bug in initializing $\text{Var}(v'_d)$ when the latent variable x_d and the emission variable y_d have the same dimension.

Fit a separate model for each user. For each user, initialize the LDS with $b'_1, b'_2, b'_3, z'', \text{Var}(w''_d), \text{Var}(v''_d)$, and derive the estimated R_d for this user. In this step, any missing proximal outcome $M_{d,k}$ has been imputed using the average step counts at the same decision time k for this user. The variables $C_{d,k}, M_{d,k}, E_d, \bar{O}_d$ are standardized as well.

G CONSTRUCTING THE VANILLA TESTBED

G.1 Working Model for the DAG

From the DAG, we make the following assumptions in model (37):

$$\begin{aligned}
 C_{d,k} &= \theta_0^C + \epsilon_{d,k}^C \\
 M_{d,k} &= \theta_0^M + \theta_1^M E_{d-1} + \theta_2^M R_{d-1} + \theta_3^M C_{d,k} + A_{d,k}(\theta_4^M + \theta_5^M E_{d-1} + \theta_6^M R_{d-1} + \theta_7^M C_{d,k}) + \epsilon_{d,k}^M, \\
 E_d &= \theta_0^E + \theta_1^E E_{d-1} + \sum_{k=1}^K \theta_{k+1}^E A_{d,k} + \sum_{k=1}^K \theta_{K+1+k}^E A_{d,k} E_{d-1} + \epsilon_d^E, \\
 R_d &= \theta_0^R + \sum_{k=1}^K \theta_k^R M_{d,k} + \theta_{K+1}^R E_d + \theta_{K+2}^R R_{d-1} + \epsilon_d^R, \\
 O_d &= \theta_0^O + \theta_1^O R_{d-1} + \epsilon_d^O,
 \end{aligned} \tag{37}$$

where $\theta^C = \theta_0^C$, $\theta^M = \theta_{0:7}^M$, $\theta^E = \theta_{0:11}^E$, $\theta^R = \theta_{0:7}^R$, $\theta^O = \theta_{0:1}^O$, and let $\theta := \{\theta^C, \theta^M, \theta^E, \theta^R, \theta^O\}$ represent all the parameters. The noise terms $\epsilon_{d,k}^C, \epsilon_{d,k}^M, \epsilon_d^E, \epsilon_d^R, \epsilon_d^O$ have mean zero and variances $\sigma^{2C}, \sigma^{2M}, \sigma^{2E}, \sigma^{2R}, \sigma^{2O}$.

G.2 Standardization

In the subsequent analysis, all variables have been standardized to ensure numerical stability. Refer to Table 2 for the standardization parameters. A variable G is standardized using the formula $(G - \text{shift}_G)/\text{scale}_G$, where G can be $C_{d,k}, M_{d,k}, E_d$, or O_d . The standardization parameters are the same for all users. After constructing the reward, R_d inherently has approximately zero mean and unit variance, hence it does not require further standardization.

Table 2: Standardization parameters.

variable	shift	scale
$C_{d,k}$	4.686	2.089
$M_{d,k}$	4.456	2.279
E_d	2.178	1.514
O_d	1.685	1.980

G.3 Fitting the Testbed Model

In the vanilla testbed, we operate under the assumption that model (37) is valid. We estimate the coefficients for model (37) for each user by minimizing the following loss functions:

$$\begin{aligned}
 \hat{\boldsymbol{\theta}}^M &= \underset{\boldsymbol{\theta}^M \in \mathbb{R}^8}{\operatorname{argmin}} \frac{1}{DK} \sum_{d=1}^D \sum_{k=1}^K [M_{d,k} - \{\theta_0^M + \theta_1^M E_{d-1} + \theta_2^M R_{d-1} + \theta_3^M C_{d,k} \\
 &\quad + A_{d,k} (\theta_4^M + \theta_5^M E_{d-1} + \theta_6^M R_{d-1} + \theta_7^M C_{d,k})\}]^2 + \kappa^M \|\boldsymbol{\theta}^M\|^2, \\
 \hat{\boldsymbol{\theta}}^E &= \underset{\boldsymbol{\theta}^E \in \mathbb{R}^{K+2}}{\operatorname{argmin}} \frac{1}{D} \sum_{d=1}^D [E_d - \{\theta_0^E + \theta_1^E E_{d-1} + \sum_{k=1}^K \theta_{k+1}^E A_{d,k} + \sum_{k=1}^K \theta_{K+1+k}^E A_{d,k} E_{d-1}\}]^2 \\
 &\quad + \kappa_1^E \|\boldsymbol{\theta}^E\|^2 + \kappa_2^E (\boldsymbol{\theta}^E)^T \mathbf{L}^E (\boldsymbol{\theta}^E), \\
 \hat{\boldsymbol{\theta}}^R &= \underset{\boldsymbol{\theta}^R \in \mathbb{R}^{K+3}}{\operatorname{argmin}} \frac{1}{D} \sum_{d=1}^D [R_d - \{\theta_0^R + \sum_{k=1}^K \theta_k^R M_{d,k} + \theta_{K+1}^R E_{d-1} + \theta_{K+2}^R R_{d-1}\}]^2 + \kappa_1^R \|\boldsymbol{\theta}^R\|^2 + \kappa_2^R (\boldsymbol{\theta}^R)^T \mathbf{L}^R (\boldsymbol{\theta}^R), \\
 \hat{\boldsymbol{\theta}}^O &= \underset{\boldsymbol{\theta}^O \in \mathbb{R}^2}{\operatorname{argmin}} \frac{1}{D} \sum_{d=1}^D [O_d - \{\theta_0^O + \theta_1^O R_{d-1}\}]^2 + \kappa^O \|\boldsymbol{\theta}^O\|^2,
 \end{aligned}$$

where $\mathbf{L}^E, \mathbf{L}^R$ are the Laplacian matrices. Due to the limited sample size under user availability and the limited number of notifications at each decision time, L_2 penalties and Laplacian penalties are applied to the coefficients. Let q denote the dimension of the parameter $\boldsymbol{\theta}$ that we are estimating. Define the adjacency matrix $\Omega = \{\omega_{lm}\}_{1 \leq l, m \leq q}$, where $\omega_{lm} = 1$ indicates an edge between β_l and β_m . The degree matrix D is defined as $\operatorname{diag}\{d_{1:q}\}$, where $d_m = \sum_{l=1}^q |\omega_{lm}|$, and the Laplacian matrix L is defined as $L := D - \Omega$ (Huang et al., 2011). A Laplacian penalty is thus defined as $\boldsymbol{\theta}^T L \boldsymbol{\theta}$, which aims to minimize the discrepancies among the components of $\boldsymbol{\theta}$. In the model for E , the adjacency matrix Ω^E is constructed s.t. only entries corresponding to $A_{d,k}, A_{d,k'}$ or $A_{d,k} E_{d-1}, A_{d,k'} E_{d-1}$ for $k \neq k'$ are set to one. For the model of R , the adjacency matrix Ω^R is constructed s.t. only entries corresponding to $M_{d,k}, M_{d,k'}$ for $k \neq k'$ are set to one. All other entries in Ω^E and Ω^R set to zero. The tuning parameters $\kappa^M, \kappa_1^E, \kappa_2^E, \kappa_1^R, \kappa_2^R, \kappa^O$ are selected through cross-validation. Given that the context variable $C_{d,k}$ has been standardized and is treated as exogenous, $\boldsymbol{\theta}^C$ is fixed at $\hat{\boldsymbol{\theta}}^C = 0$.

We employ the gradient-based method `BFGS` from the package `scipy.optimize.minimize` to solve the optimization problem. Initial values for the parameters in the optimization are set to zero. This penalized linear regression differs from the previous LDS model; it is deployed to establish a robust data generation model after the rewards have been observed or constructed. The fitted coefficients are illustrated in Figure 12. For each fitted model of M, E, R, O , we store the estimated coefficients $\hat{\boldsymbol{\theta}}^C, \hat{\boldsymbol{\theta}}^M, \hat{\boldsymbol{\theta}}^E, \hat{\boldsymbol{\theta}}^R, \hat{\boldsymbol{\theta}}^O$ and the residuals $\mathbf{r}^C, \mathbf{r}^M, \mathbf{r}^E, \mathbf{r}^R, \mathbf{r}^O$. Given that $\hat{\boldsymbol{\theta}}^C = 0$, the residual vector \mathbf{r}^C effectively represents the context $C_{d,k}$. Refer to Section G.4 for further discussion on the usage of the residual vector.

The missing data in $M_{d,k}$ are managed as follows. When fitting the model for $M_{d,k}$, all decision times with missing $M_{d,k}$ are excluded. We choose not to impute missing $M_{d,k}$ with the average $M_{d,k}$ at time k since this average step count is a constant but not a variable dependent on $A_{d,k}$. Additionally, we only utilize data when a user is available. When fitting the model for R_d , missing $M_{d,k}$ is imputed with the average observed $M_{d,k}$ at decision time k across all days.

According to domain knowledge, the direct effect of action $A_{d,k}$ will not decrease the proximal outcome $M_{d,k}$, as a user will not purposefully reduce PA after receiving a notification. Therefore, we set the advantage function

in $A_{d,k} \rightarrow M_{d,k}$ to be nonnegative, i.e.

$$M_{d,k} = \theta_0^M + \theta_1^M E_{d-1} + \theta_2^M R_{d-1} + \theta_3^M C_{d,k} + A_{d,k} \max(0, \theta_4^M + \theta_5^M E_{d-1} + \theta_6^M R_{d-1} + \theta_7^M C_{d,k}) + \epsilon_{d,k}^M.$$

Similarly, the proximal outcome $\widehat{M}_{d,k}$ will not decrease R_d , and previous engagement E_{d-1} and reward R_{d-1} will not decrease the proximal outcome $M_{d,k}$. Therefore, we set the fitted coefficients $\theta_{1:K}^R, \theta_{1:2}^M$ to be nonnegative for all users.

G.4 Generate Data With the Testbed

To evaluate the performance of our proposed method in an online setting, we use the testbed to generate data for simulation studies as follows.

Given the historical data, the mean of the next observation for $C_{d,k}, M_{d,k}, E_d, R_d$, or O_d is generated by plugging in the estimated coefficients $\widehat{\theta}_M, \widehat{\theta}_E, \widehat{\theta}_R, \widehat{\theta}_O$. The residuals $\mathbf{r}^M, \mathbf{r}^E, \mathbf{r}^R, \mathbf{r}^O$ are then added to the mean of the next observation as the noise terms $\epsilon^M, \epsilon^E, \epsilon^R, \epsilon^O$. If the length of the simulated study D exceeds that of HeartSteps V2, the residual vector will be used cyclically. For example, if the residual vector’s length is 80 (i.e., in the original HeartSteps V2 dataset, the user was in the study for 80 days before dropping out), then we will sequentially use the residuals from day 1 to 80, and then repeat from day 81 to 160. Since there is missing data in the log post 30-minute step count $M_{d,k}$, we cannot obtain the residual of $M_{d,k}$ at some decision times. In such cases, we use the residual vector \mathbf{r}^M of observed $M_{d,k}$ as an empirical distribution, sampling a noise term $\epsilon_{d,k}^M$ from it with replacement. The initial reward R_0 and initial engagement E_0 are exogenous variables and are directly set to the initial values from HeartSteps V2.

To prevent extreme values, we truncate all variables when generating data with the testbed. The lower and upper bounds are set as the minimum and maximum values of each variable in HeartSteps V2. See Table 3 for the truncation parameters. A variable G is truncated as $\min\{\max\{G, \text{lower}_G\}, \text{upper}_G\}$, where G can be $C_{d,k}, M_{d,k}, E_d, R_d$, or O_d . Since $\widehat{\theta}^C = 0$ and the residual vector \mathbf{r}^C corresponds to $C_{d,k}$, the context $C_{d,k}$ naturally varies between the lower and upper bounds without truncation.

Table 3: Truncation parameters.

variable	lower bound	upper bound
$C_{d,k}$	-2.575	1.714
$M_{d,k}$	-2.259	1.684
E_d	-1.439	3.349
R_d	-2.285	4.042
O_d	-0.851	7.230

G.5 Model Diagnostics

Estimated Coefficients. The histograms of the estimated coefficients $\widehat{\theta}^M, \widehat{\theta}^E, \widehat{\theta}^R$, and $\widehat{\theta}^O$ for the 42 users are displayed in Figure 12. We observe that the estimated coefficients generally fall within the range of $[-1, 1]$. This confirms that after variable standardization, the influence of previous states on the next state remains within a reasonable range. The autoregressive coefficients θ_1^E for E_d and θ_7^R for R_d are always nonnegative. The coefficient θ_1^O is also nonnegative, as the reward R_d is constructed using the emission O_{d+1} . The coefficient θ_3^M indicates a strong positive correlation between the prior 30-minute step count $C_{d,k}$ and the post 30-minute step count $M_{d,k}$.

Residual Plots. To check the residuals of the fitted models, we plot the residuals $\mathbf{r}^M, \mathbf{r}^E, \mathbf{r}^R$, and \mathbf{r}^O against the predicted values $\widehat{M}_{d,k}, \widehat{E}_d, \widehat{R}_d$, and \widehat{O}_d in Figures 13-16. The residual plots indicate that there is no discernible trend or heterogeneous variance in the residuals.

Trend of Generated Data. To compare the original data with the generated data, we plot the original $M_{d,k}, E_d, R_d, O_d$ and randomly generated episodes for the first 4 users in HeartSteps V2 in Figures 17-20. In the generated episodes, all actions are randomly taken with a probability of 0.5, and the other variables are generated

following the procedure outlined in Section G.4. Since HeartSteps V2 is a 3-month study and the new trial is expected to last 9 months, we generate both a 3-month episode and a 9-month episode. We observe that the 3-month episode closely resembles the original episodes, due to the use of the residual vectors \mathbf{r}^C , \mathbf{r}^M , \mathbf{r}^E , \mathbf{r}^R , \mathbf{r}^O . Even when extending the episode length to 9 months, the generated variables remain within a reasonable range.

Figures 17-20 also show that the noise is much larger than the changes in the mean of the variables. Recall that when generating artificial data in Algorithm 1, the initial distribution of E_d and R_d is derived from the empirical distribution across all users in HeartSteps V3. This means that E_d and R_d are sampled from the full range of values observed in the previous trial. This observation confirms that even if the interventions are delivered using different policies in the previous and new trials, the distributions of E_d and R_d in the artificial data—sampled from the previous trial—will closely resemble those in the new trial due to the high noise level. Therefore, it is enough to generate one day of data in each artificial episode.

H VARIANTS OF THE TESTBED

H.1 Standardized Treatment Effect (STE)

The standardized treatment effect (STE) is an indicator of the signal-to-noise ratio and reflects the difficulty of learning the optimal policy. For each user, the STE is defined as

$$\frac{\mathbb{E}_{E_0, R_0 \sim \nu} \mathcal{V}^{\pi^*}(S_{1,1}) - \mathbb{E}_{E_0, R_0 \sim \nu} \mathcal{V}^{\pi^0}(S_{1,1})}{\sqrt{\text{Var}_{E_0, R_0 \sim \nu} \mathcal{V}^{\pi^0}(S_{1,1})}}, \quad (38)$$

where π^* is the optimal policy and π^0 is the zero policy that always takes action zero. The STE of a testbed is the average STE across all users.

When estimating the optimal policy of a given testbed, the environment is known to us. We can generate a large dataset as needed and find the optimal policy using flexible nonparametric methods like deep RL. The state vector is also $S'_{d,k} = [E_{d-1}, R_{d-1}, M_{d,1:(k-1)}, A_{d,1:(k-1)}, C_{d,k}]$. To apply standard methods that estimate the optimal policy for a stationary MDP, we expand the state vector as

$$\tilde{S}'_{d,k} = [E_{d-1}, R_{d-1}, \tilde{M}_{d,1:(K-1)}, \tilde{A}_{d,1:(K-1)}, C_{d,k}, \mathbf{1}(k=2), \dots, \mathbf{1}(k=K)].$$

Here, the indicators represent the time of day, with zeros added to pad the mediators to the same length.

To learn the optimal policy for each user, we use the offline deep Q-network (DQN) algorithm, implemented with the `d3rlpy` package (Seno and Imai, 2022). For each user, the training data consists of 5000 episodes. Each episode contains $D = 252$ days and is randomly generated with actions taken with a probability of 0.5. It is important to note that while this method offers a principled approach to identifying the optimal policy, we do not implement it in the online clinical trial. Due to the large state space and the limited sample size, the learned policy is likely to have high variance in the trial. This method is only employed when we have access to unlimited data in a known environment.

The mean and variance of the value function under the policies π^* and π^0 are estimated using Monte Carlo methods. For each user, the test data consists of 500 episodes. Each episode contains $D = 252$ days, with actions taken according to the policy π^* or π^0 . We then calculate the mean and variance of the total rewards over 9 months across the 500 episodes.

When generating training and test data, it is crucial to randomly sample the noise terms from the residual vectors \mathbf{r}^C , \mathbf{r}^M , \mathbf{r}^E , \mathbf{r}^R , and \mathbf{r}^O . Even when the signal is sufficiently large for the optimal policy to significantly outperform the zero policy over the 9-month horizon, the everyday noise remains much greater than the daily improvement in the reward. If the residual vector is used cyclically in the training data, each episode becomes nearly identical, causing an RL algorithm like DQN to struggle in effectively learning the policy, as the noise becomes indistinguishable from the signal. Similarly, for test data, the variance of the zero policy estimated from it would be much smaller than the variance observed in a real trial, failing to accurately describe the STE and reflect the true difficulty of learning.

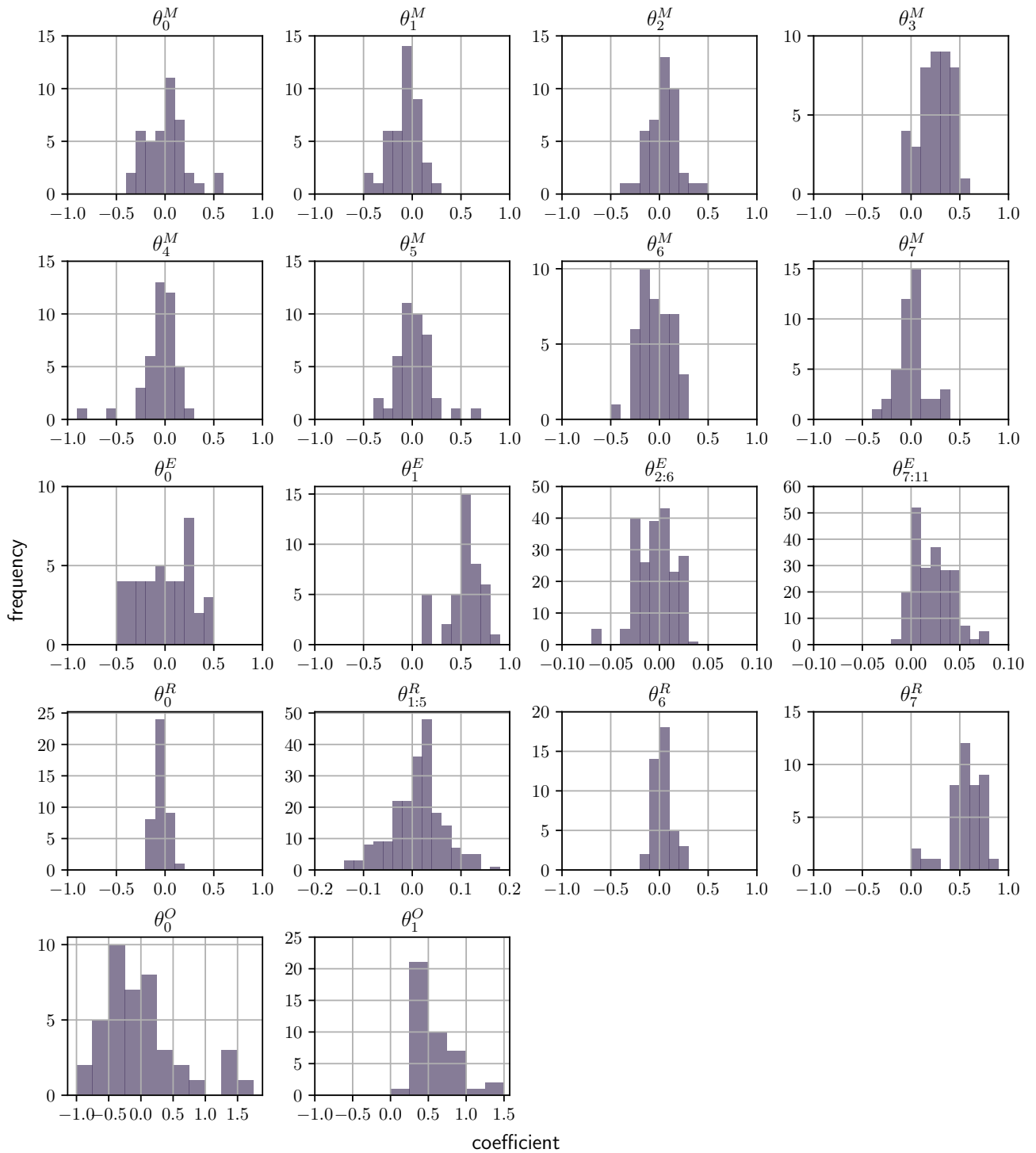


Figure 12: Histogram of the estimated coefficients $\hat{\theta}^M$, $\hat{\theta}^E$, $\hat{\theta}^R$, and $\hat{\theta}^O$ for the 42 users in the vanilla testbed. The first two rows represent the coefficients $\hat{\theta}^M$, while the third to fifth rows represent the coefficients $\hat{\theta}^E$, $\hat{\theta}^R$, and $\hat{\theta}^O$, respectively. The coefficients $\theta_{2:6}^E$, $\theta_{7:11}^E$, and $\theta_{1:5}^R$, corresponding to K actions or K proximal outcomes, are plotted in the same histogram.

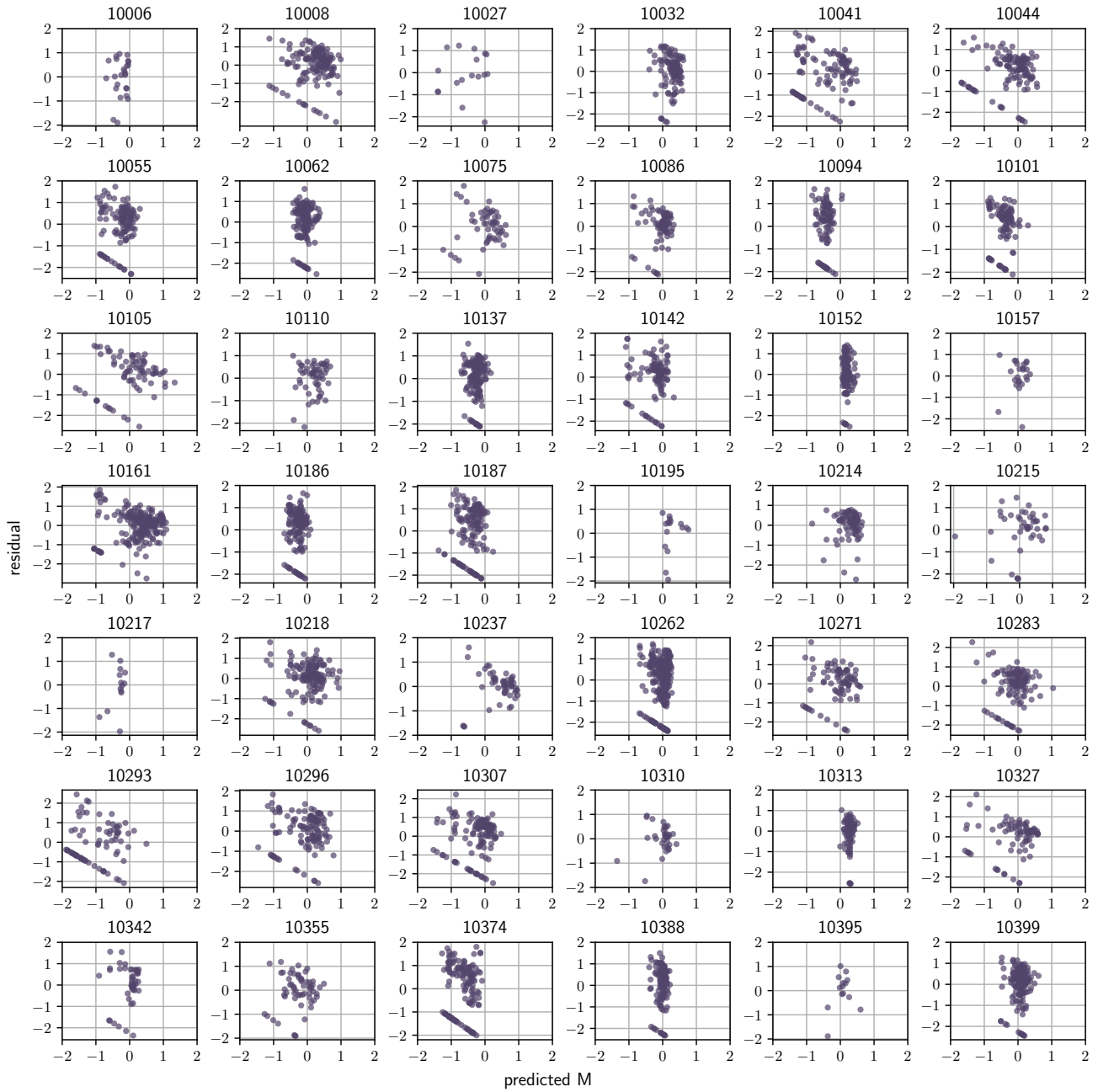


Figure 13: Plots of residuals r^M against the predicted values $\widehat{M}_{d,k}$ for the 42 users in HeartSteps V2. The line at the bottom of each subplot indicates the points where $M_{d,k}$ equals zero on the original scale (before adding a perturbation of 0.5, taking the logarithm, or conducting standardization). Although the step counts are zero-inflated variables, with less than 10% of the step counts being zero, we use a linear regression model for simplicity.

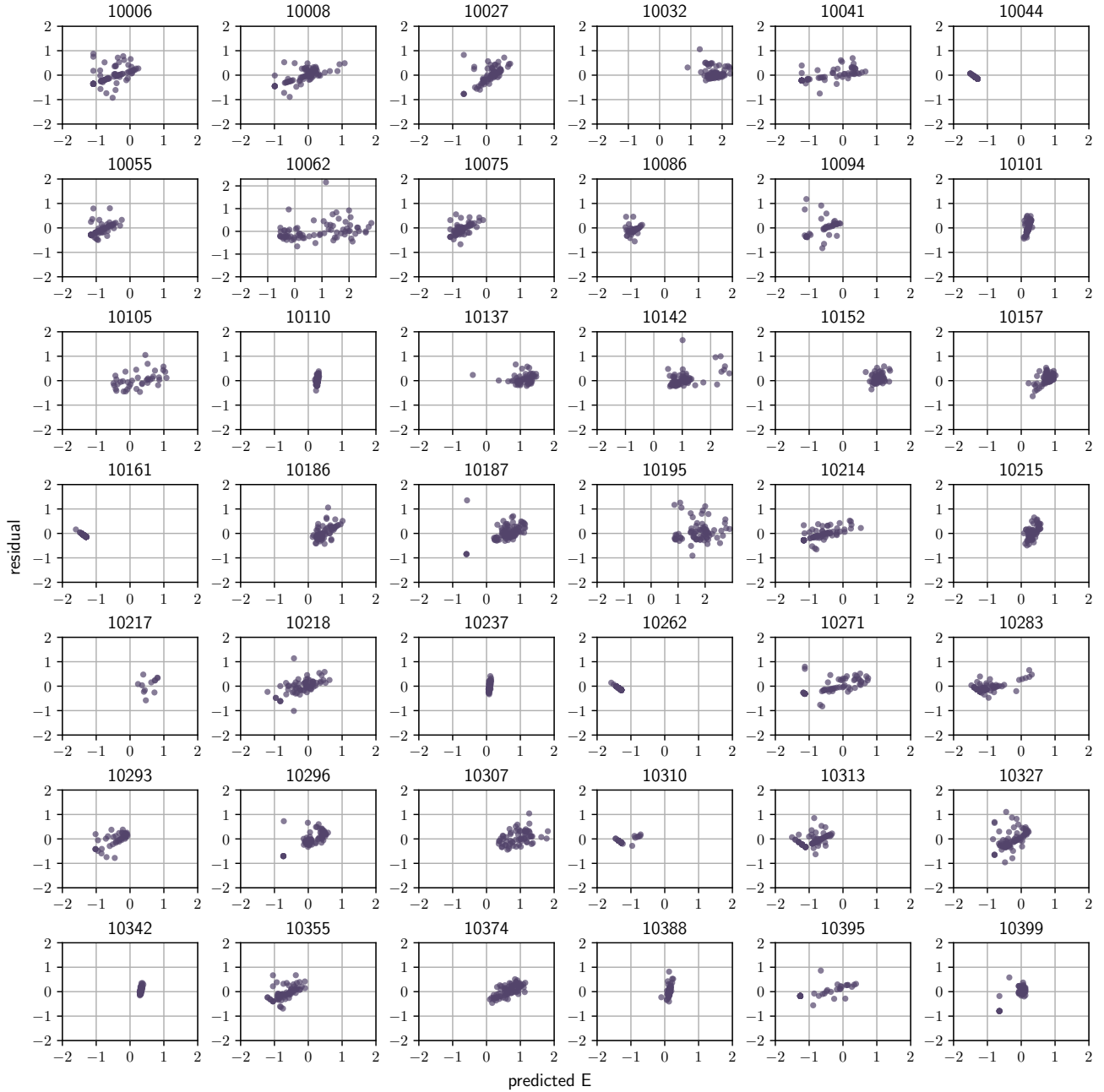


Figure 14: Plots of residuals r^E against the predicted values $\hat{E}_{d,k}$ for the 42 users in HeartSteps V2. There are no records of app views for users 10044, 10161, and 10262, resulting in predicted values $\hat{E}_{d,k}$ that are consistently close to the lower bound of E .

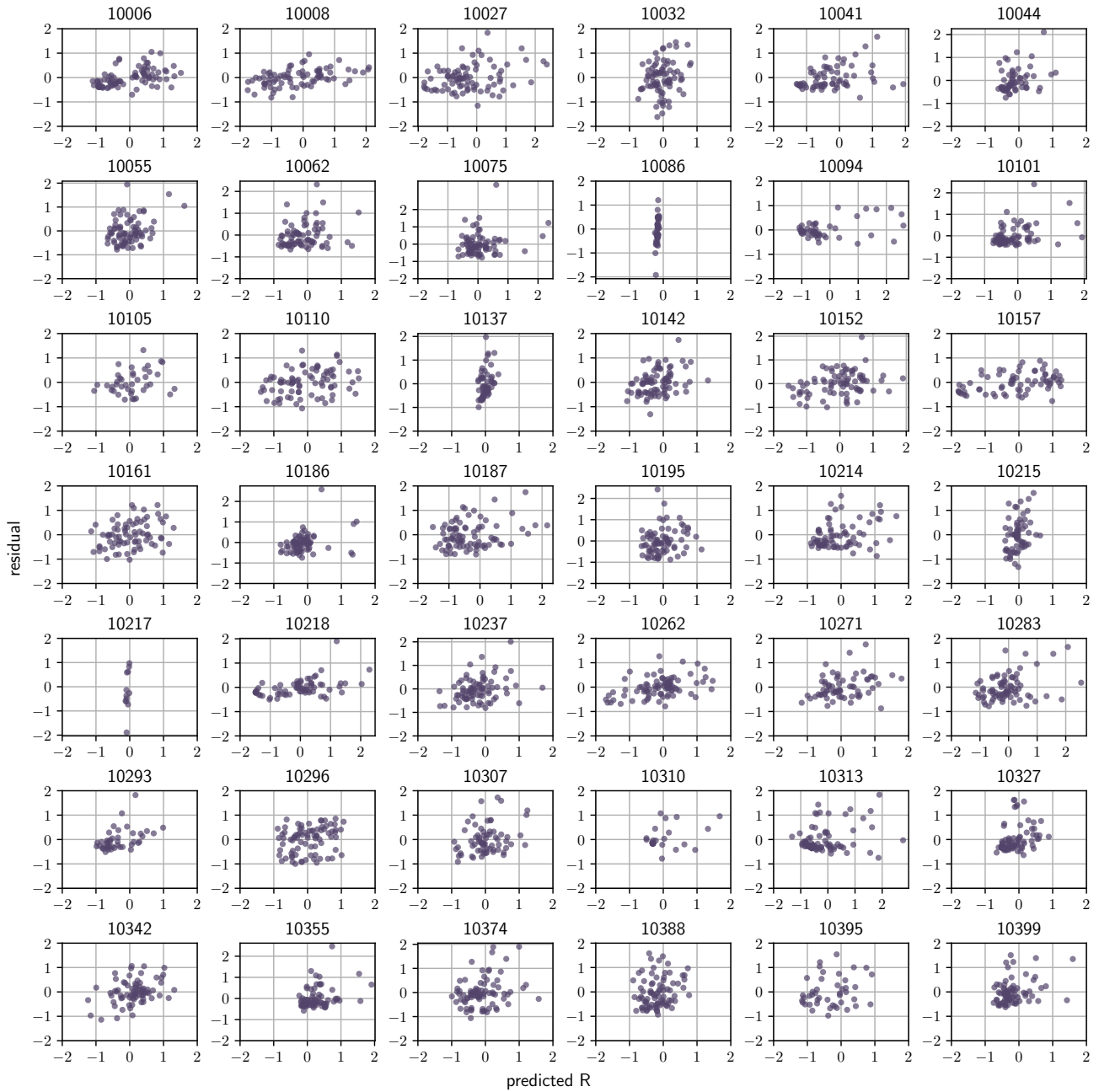


Figure 15: Plots of residuals r^R against the predicted values $\hat{R}_{d,k}$ for the 42 users in HeartSteps V2.

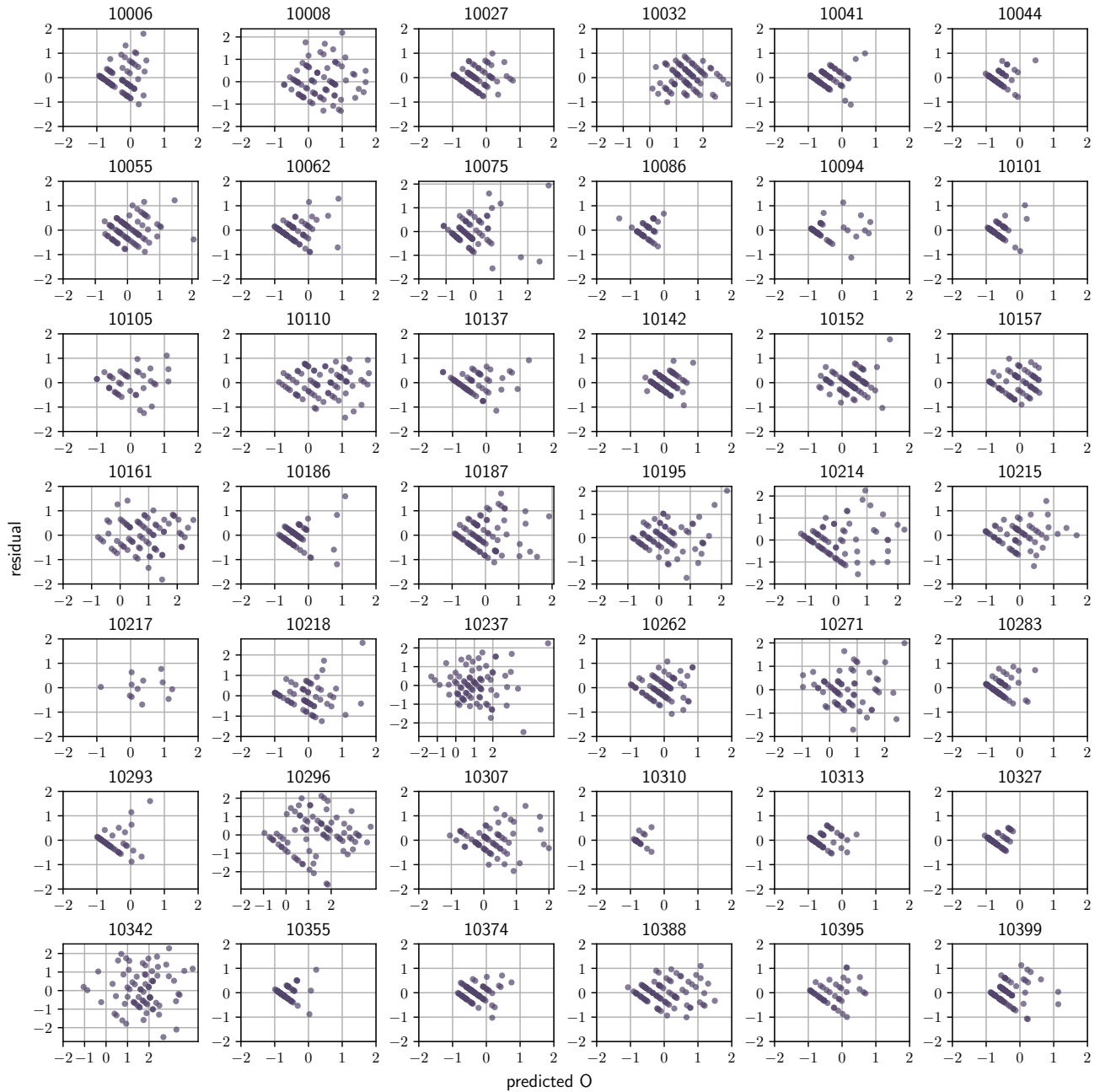


Figure 16: Plots of residuals r^O against the predicted values $\hat{O}_{d,k}$ for the 42 users in HeartSteps V2. The residuals are scattered along parallel lines because the original values of O_d before standardization are integers.

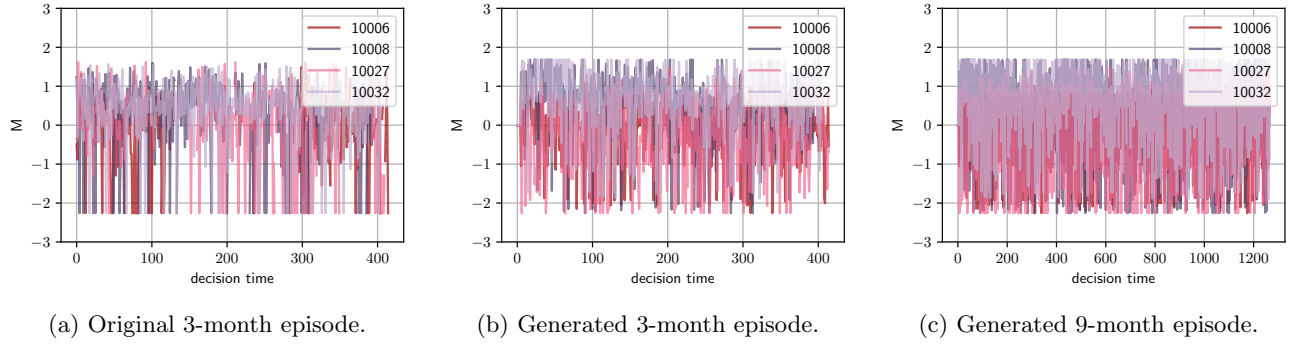


Figure 17: Trends of the original and generated $M_{d,k}$ for the first four users in HeartSteps V2.

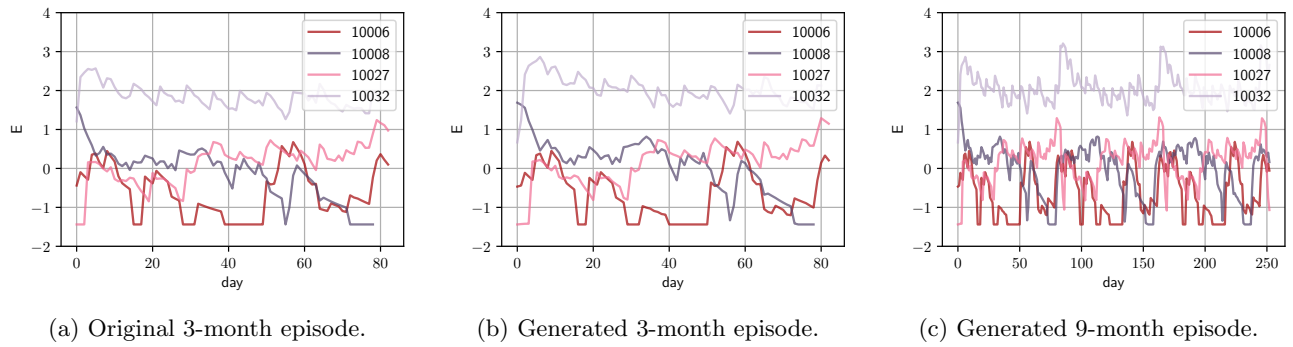


Figure 18: Trends of the original and generated E_d for the first four users in HeartSteps V2.

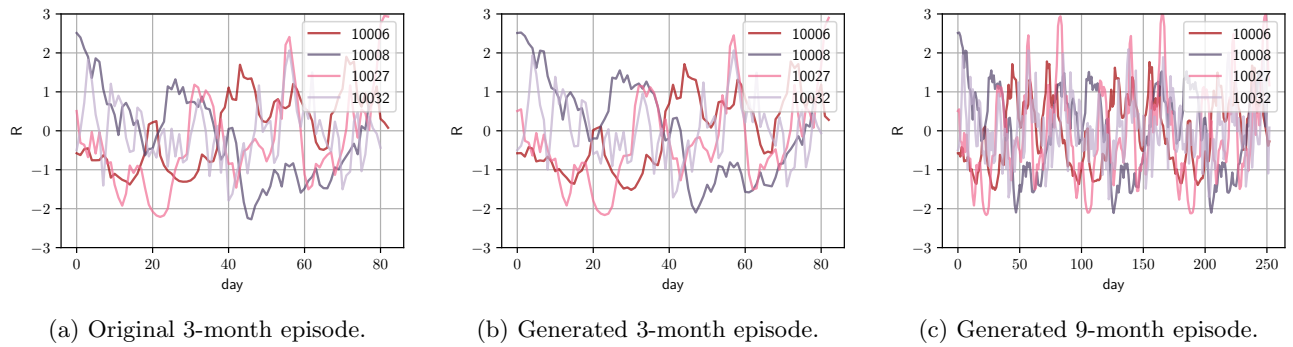


Figure 19: Trends of the original and generated R_d for the first four users in HeartSteps V2.

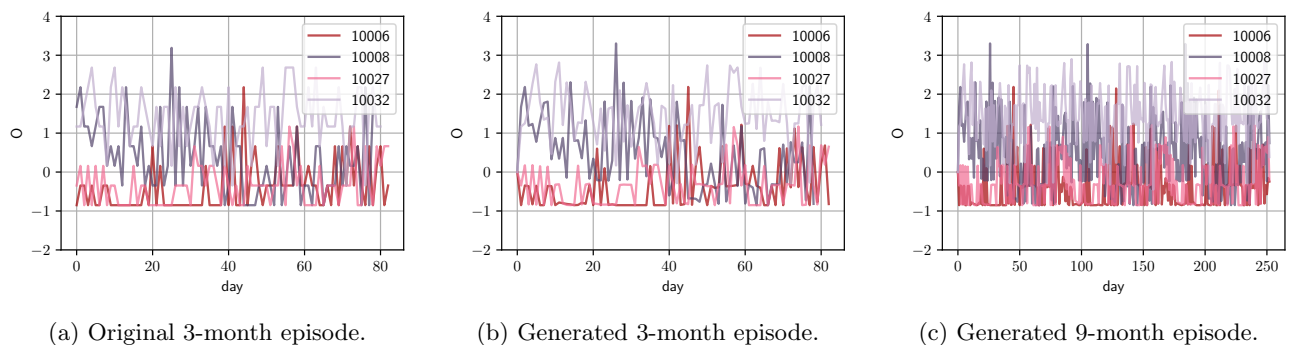


Figure 20: Trends of the original and generated O_d for the first four users in HeartSteps V2.

H.2 Requirements for Constructing Variants of the Testbed

By plugging $M_{d,k}$ into the model of R_d , equation (37) can be expressed as a vector autoregressive (VAR) process. That is,

$$\begin{aligned}
 R_d &= \theta_0^R + \sum_{k=1}^K \theta_k^R M_{d,k} + \theta_{K+1}^R E_d + \theta_{K+2}^R R_{d-1} + \epsilon_d^R, \\
 &= \theta_0^R + \sum_{k=1}^K \theta_k^R [\theta_0^M + \theta_1^M E_{d-1} + \theta_2^M R_{d-1} + \theta_3^M C_{d,k} + A_{d,k} (\theta_4^M + \theta_5^M E_{d-1} + \theta_6^M R_{d-1} + \theta_7^M C_{d,k}) + \epsilon_{d,k}^M] \\
 &\quad + \theta_{K+1}^R [\theta_0^E + \theta_1^E E_{d-1} + \sum_{k=1}^K \theta_{k+1}^E A_{d,k} + \sum_{k=1}^K \theta_{K+1+k}^E A_{d,k} E_{d-1} + \epsilon_d^E] + \theta_{K+2}^R R_{d-1} + \epsilon_d^R, \\
 &= \left\{ \theta_0^R + \sum_{k=1}^K \theta_k^R (\theta_0^M + \theta_4^M A_{d,k}) + \theta_{K+1}^R (\theta_0^E + \sum_{k=1}^K \theta_{k+1}^E A_{d,k}) \right\} + \left\{ \sum_{k=1}^K \theta_k^R C_{d,k} (\theta_3^M + \theta_7^M A_{d,k}) \right\} \\
 &\quad + E_{d-1} \left\{ \sum_{k=1}^K \theta_k^R (\theta_1^M + \theta_5^M A_{d,k}) + \theta_{K+1}^R (\theta_1^E + \sum_{k=1}^K \theta_{K+1+k}^E A_{d,k}) \right\} \\
 &\quad + R_{d-1} \left\{ \theta_{K+2}^R + \sum_{k=1}^K \theta_k^R (\theta_2^M + \theta_6^M A_{d,k}) \right\} + \left\{ \epsilon_d^R + \sum_{k=1}^K \theta_k^R \epsilon_{d,k}^M + \theta_{K+1}^R \epsilon_d^E \right\} \\
 E_d &= \theta_0^E + \theta_1^E E_{d-1} + \sum_{k=1}^K \theta_{k+1}^E A_{d,k} + \sum_{k=1}^K \theta_{K+1+k}^E A_{d,k} E_{d-1} + \epsilon_d^E.
 \end{aligned}$$

In the form of VAR,

$$\begin{bmatrix} R_d \\ E_d \end{bmatrix} = \phi + \Phi \begin{bmatrix} R_{d-1} \\ E_{d-1} \end{bmatrix} + \varepsilon_d,$$

where

$$\begin{aligned}
 \Phi &= \begin{bmatrix} \theta_{K+2}^R + \sum_{k=1}^K \theta_k^R (\theta_2^M + \theta_6^M A_{d,k}) & \sum_{k=1}^K \theta_k^R (\theta_1^M + \theta_5^M A_{d,k}) + \theta_{K+1}^R (\theta_1^E + \sum_{k=1}^K \theta_{K+1+k}^E A_{d,k}) \\ 0 & \theta_1^E + \sum_{k=1}^K \theta_{K+1+k}^E A_{d,k} \end{bmatrix}, \\
 \phi &= \begin{bmatrix} \theta_0^R + \sum_{k=1}^K \theta_k^R (\theta_0^M + \theta_4^M A_{d,k}) + \theta_{K+1}^R (\theta_0^E + \sum_{k=1}^K \theta_{k+1}^E A_{d,k}) + \sum_{k=1}^K \theta_k^R C_{d,k} (\theta_3^M + \theta_7^M A_{d,k}) \\ \theta_0^E + \sum_{k=1}^K \theta_{k+1}^E A_{d,k} \end{bmatrix}, \\
 \varepsilon_d &= \begin{bmatrix} \epsilon_d^R + \sum_{k=1}^K \theta_k^R \epsilon_{d,k}^M + \theta_{K+1}^R \epsilon_d^E \\ \epsilon_d^E \end{bmatrix}.
 \end{aligned}$$

When constructing the testbed, it is essential to ensure that the following three requirements are met:

1. The VAR model is stationary when either $A_{d,k} = 0$ or $A_{d,k} = 1$.
2. In the limiting distribution, the mean of rewards R_d should not exceed the maximum value observed in the real data. The rewards should fluctuate within a reasonable range, even without any variable truncation.
3. The STE should adhere to the guidelines established in behavioral science.

Since the vanilla testbed is directly fitted to the real data, these requirements are typically already satisfied. However, we need to ensure that these requirements hold for variants of the testbed when the treatment effect is modified.

Stationary condition The stationary condition for the VAR model requires that all the eigenvalues of Φ lie inside the unit circle. Since $\Phi_{2,1} = 0$, the eigenvalues of Φ are simply $\lambda_1 = \Phi_{1,1}$ and $\lambda_2 = \Phi_{2,2}$. Therefore, the

VAR model is weakly stationary if

$$\begin{aligned} |\theta_{K+2}^R + \sum_{k=1}^K \theta_k^R (\theta_2^M + \theta_6^M A_{d,k})| < 1, \\ |\theta_1^E + \sum_{k=1}^K \theta_{K+1+k}^E A_{d,k}| < 1, \end{aligned}$$

for all $A_{d,k} \in \{0, 1\}$.

For each user $n \in \{1 : N\}$, let θ_n^M , θ_n^E , θ_n^R , and θ_n^O represent the coefficients in the vanilla testbed for this user. Now consider the following changes, where ξ_n is a shifting constant:

1. For the arrow $A_{d,k} \rightarrow M_{d,k}$, shift $\theta_{4,n}^M$ to $\theta_{4,n}^M + \xi_n$.
2. For the arrow $M_{d,k} \rightarrow R_d$, shift $\theta_{1:5,n}^R$ to $\theta_{1:5,n}^R + \xi_n$.
3. For the arrow $A_{d,k} \rightarrow E_d$, shift $\theta_{2:6,n}^E$ to $\theta_{2:6,n}^E + \xi_n$.
4. For the arrow $E_d \rightarrow R_d$, shift $\theta_{6,n}^R$ to $\theta_{6,n}^R + \xi_n$.

Changes 1, 3, and 4 do not affect the eigenvalues. For change 2, we need to ensure that $|\theta_{K+2}^R + \sum_{k=1}^K \theta_k^R (\theta_2^M + \theta_6^M A_{d,k})| < 1$ when adjusting $\theta_{1:5,n}^R$ for $M_{d,k} \rightarrow R_d$. If we consider the case where $A_{d,k} = 0$ or 1 for all k for simplicity, we have

$$\begin{cases} |\theta_{K+2}^R + \sum_{k=1}^K (\theta_{k,n}^R + \xi_n) (\theta_2^M + \theta_6^M)| < 1, & \text{when } A_{d,k} = 1 \text{ for all } k, \\ |\theta_{K+2}^R + \sum_{k=1}^K (\theta_{k,n}^R + \xi_n) \theta_2^M| < 1, & \text{when } A_{d,k} = 0 \text{ for all } k. \end{cases}$$

Limiting distribution The expectation of the vector $[R_d, E_d]^T$ in the limiting distribution is given by

$$\alpha^{\text{stat}} = (\mathbf{I} - \Phi)^{-1} \phi.$$

Let $\bar{\alpha}^{\text{stat}}$ denote the expectation in the vanilla testbed and $\tilde{\alpha}^{\text{stat}}$ denote the expectation in a testbed variant, where a positive or negative treatment effect has been added.

To ensure that the variables fluctuate within a reasonable range, suppose the requirement for the limiting distribution is $\alpha^{\text{stat}} \leq \alpha^{\text{max}}$, where α^{max} represents the maximum value allowed for the expectation. To check the limiting distribution of R_d after varying $\theta_{1:5}^R$, the upper bound for E_d can be fixed at $\alpha_2^{\text{max}} = \bar{\alpha}_2^{\text{stat}}$. Since R_d and E_d have been standardized, and the 99.7% confidence interval for a standard normal distribution is $(-3, 3)$, we can set $\alpha_2^{\text{max}} = 3$. This condition is equivalent to

$$\tilde{\Phi} \alpha^{\text{max}} \leq \alpha^{\text{max}} - \tilde{\phi},$$

where $\tilde{\Phi}$ and $\tilde{\phi}$ are the parameter matrices of the testbed variant with varied $\theta_{1:5}^R$. Thus, we only need to ensure that

$$\tilde{\Phi}_{1,1} \alpha_1^{\text{max}} + \tilde{\Phi}_{1,2} \alpha_2^{\text{max}} \leq \alpha_1^{\text{max}} - \tilde{\phi}_1$$

after adjusting the coefficients for the reward R_d to keep it within a reasonable range.

Standardized effect size condition We follow the steps below to examine the effect size:

1. Choose a desired shifting constant ξ .
2. Start by setting $\xi_n = \xi$ and check the stationary condition for user n . If the model for user n becomes explosive under ξ , reduce ξ_n to satisfy the stationary condition.
3. Adjust the $R_{d-1} \rightarrow R_d$ coefficient $\theta_{K+2,n}^R$ if the expected rewards in the limiting distribution exceed the reasonable range, ensuring that the variables remain within acceptable limits.
4. Estimate the effect size for this shifting constant ξ as described in Section H.1.

According to the guidelines in behavioral science (Cohen, 1988), an STE of 0.2, 0.5, and 0.8 corresponds to small, medium, and large effect sizes, respectively.

H.3 Variants of the Testbed

Based on the definition of STE in Section H.1, the STE of the vanilla testbed is 0.63, indicating a medium effect size. We evaluate the performance of the proposed and baseline algorithms under different positive effects $A_{d,k} \rightarrow M_{d,k} \rightarrow R_d$ and negative effects $A_{d,k} \rightarrow E_d \rightarrow R_d$ by varying the coefficients in model (37). Specifically, we consider the following three changes. We choose to shift the coefficients by a constant rather than scaling them with a multiplier to introduce a common treatment effect across all users.

Increase the Positive Effect. We increase the positive effect $A_{d,k} \rightarrow M_{d,k} \rightarrow R_d$ through the proximal outcome $M_{d,k}$. Since the effect of $A_{d,k}$ on $M_{d,k}$ has been studied in the previous HeartSteps trial, our focus is primarily on the mediator effect from $M_{d,k} \rightarrow R_d$. To construct different variants of the testbed with varying strengths of $M_{d,k} \rightarrow R_d$, we increase the coefficients $\theta_{1:5}^R$. Let $\theta_{1:5,n}^R$ denote the coefficients in the vanilla testbed for user n . For a constant ξ , we follow the procedures outlined in Section H.2 to determine the shifting constant ξ_n for each user and adjust $\theta_{1:5,n}^R$ to $\theta_{1:5,n}^R + \xi_n$. In the current testbed, the stationary conditions and the requirements for the limiting distribution are satisfied for all ξ values ranging from 0 to 0.05. Therefore, in practice, we set $\xi_n = \xi$ for all users n . Figure 21a summarizes the estimated STE for $\xi = 0$ to 0.05. Based on Figure 21a, we select $\xi = 0.03$ so that this testbed variant has a large STE of 0.78.

Increase the Negative Effect. We increase the negative effect $A_{d,k} \rightarrow E_d \rightarrow R_d$ through the engagement E_d . To achieve this, we simultaneously decrease the coefficients $\theta_{2:6}^E$ for the arrow $E_d \rightarrow R_d$ and increase the coefficient θ_6^R for the arrow $A_{d,k} \rightarrow E_d$. According to Section H.2, modifying the arrows $A_{d,k} \rightarrow E_d \rightarrow R_d$ does not impact the stationary condition. Thus, in practice, we set the constant $\xi_n = \xi$ for all users n . Let $\theta_{2:6,n}^E$ and $\theta_{6,n}^R$ represent the coefficients in the vanilla testbed for user n . We adjust $\theta_{2:6,n}^E$ to $\theta_{2:6,n}^E - \xi$ and $\theta_{6,n}^R$ to $\theta_{6,n}^R + 5\xi$. Figure 21b summarizes the estimated STE for $\xi = 0$ to 0.02. Based on Figure 21b, we select $\xi = 0.02$ so that this testbed variant has a small STE of 0.38.

Increase the Positive and Negative Effect. We simultaneously increase the positive effect and the negative effect while keeping the STE approximately the same as in the vanilla testbed. Fix the coefficient $\theta_{1:5}^R$ at $\theta_{1:5,n}^R + 0.03$ for each user n , ensuring that the STE remains around 0.8 without any changes in the path $A_{d,k} \rightarrow E_d \rightarrow R_d$. As noted in Section H.2, modifying the arrows $A_{d,k} \rightarrow E_d \rightarrow R_d$ does not affect the stationary condition. Therefore, we set the constant $\xi_n = \xi$ for all users n in practice. Next, we shift $\theta_{2:6,n}^E$ to $\theta_{2:6,n}^E - \xi$ and shift $\theta_{6,n}^R$ to $\theta_{6,n}^R + 5\xi$. Figure 21c summarizes the estimated STE for $\xi = 0$ to 0.02. Based on Figure 21c, we select $\xi = 0.02$ so that this testbed variant has a medium STE of 0.59.

H.4 Misspecified DAG

To examine the impact of misspecified assumptions in Algorithm 1, we construct two variants of the testbed that violate the assumptions in the DAG in Figure 1.

Add an arrow $R_{d-1} \rightarrow E_d$. We assume that E_d satisfies

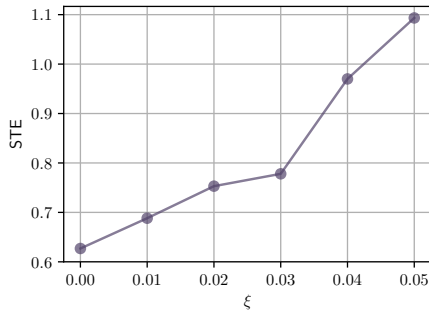
$$E_d = \theta_0^E + \theta_1^E E_{d-1} + \sum_{k=1}^K \theta_{k+1}^E A_{d,k} + \sum_{k=1}^K \theta_{K+1+k}^E A_{d,k} E_{d-1} + \theta_{2K+2}^E R_{d-1} + \epsilon_d^E.$$

All other assumptions remain the same as in model (37). We fit the model as described in Section G.3. The histograms of the estimated coefficients $\hat{\theta}^M$, $\hat{\theta}^E$, $\hat{\theta}^R$, and $\hat{\theta}^O$ for the 42 users are shown in Figure 22. The estimated STE of this testbed variant is 0.60, corresponding to a medium STE. No positive or negative effects are added in this variant.

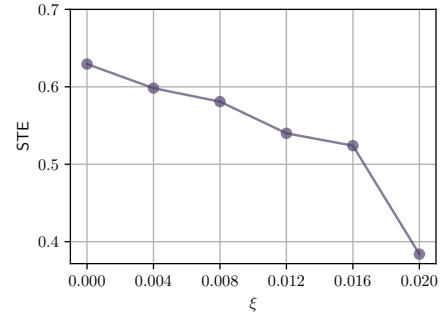
Add arrows $A_{d,1:K} \rightarrow R_d$. We assume that R_d satisfies

$$R_d = \theta_0^R + \sum_{k=1}^K \theta_k^R M_{d,k} + \theta_{K+1}^R E_{d-1} + \theta_{K+2}^R R_{d-1} + \sum_{k=1}^K \theta_{K+2+k}^R A_{d,k} + \epsilon_d^R.$$

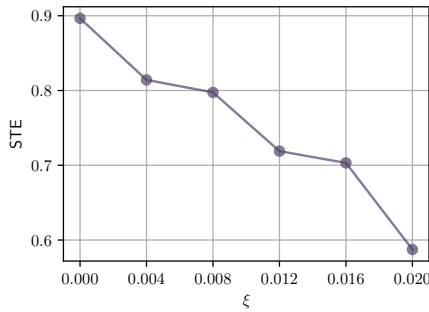
All other assumptions remain the same as in model (37). We fit the model as described in Section G.3. In the model for R_d , the adjacency matrix Ω^R is defined s.t. only the entries corresponding to $M_{d,k}$ and $M_{d,k'}$ or



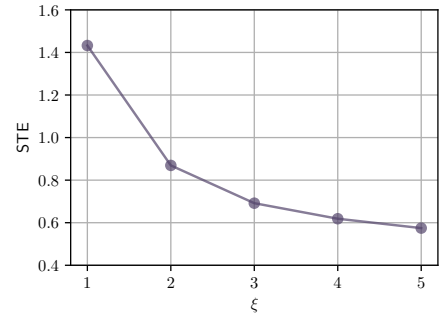
(a) The STE for varying strengths of $M_{d,k} \rightarrow R_d$. The coefficients $\theta_{1:5,n}^R$ are shifted to $\theta_{1:5,n}^R + \xi$ for each user n .



(b) The STE for varying strengths of $A_{d,k} \rightarrow E_d \rightarrow R_d$. The coefficients $\theta_{2:6,n}^E$ are shifted to $\theta_{2:6,n}^E - \xi$, and $\theta_{6,n}^R$ is shifted to $\theta_{6,n}^R + 5\xi$ for each user n .



(c) The STE for varying strengths of $A_{d,k} \rightarrow E_d \rightarrow R_d$ under increased positive effect $\theta_{1:5,n}^R + 0.04$. The coefficients $\theta_{2:6,n}^E$ are shifted to $\theta_{2:6,n}^E - \xi$, and $\theta_{6,n}^R$ is shifted to $\theta_{6,n}^R + 5\xi$ for each user n .



(d) The STE for varying strengths of the direct effect $A_{d,k} \rightarrow R_d$ under a misspecified DAG. The coefficients $\theta_{8:12,n}^R$ are scaled to $\theta_{8:12,n}^R / \xi$ for each user n .

Figure 21: The STE for different variants of the testbed.

$A_{d,k}$ and $A_{d,k'}$ for $k \neq k'$ are equal to one. All other entries are set to zero. The histograms of the estimated coefficients $\hat{\theta}^M$, $\hat{\theta}^E$, $\hat{\theta}^R$, and $\hat{\theta}^O$ for the 42 users are shown in Figure 23. Without any other modifications, the STE is 1.43, which exceeds the scientifically plausible range. Therefore, we divide $\theta_{8:12}^R$ by a constant ξ , so that $\theta_{8:12,n}^R$ is adjusted to $\theta_{8:12,n}^R/\xi_n$, where $\xi_n = \xi$ for all n . Figure 21d summarizes the estimated STE for $\xi = 1$ to 5. Based on Figure 21d, we select $\xi = 5$ to achieve a medium STE of 0.57 for this testbed variant.

Add arrows $R_{d-1}, E_{d-1} \rightarrow C_{d,1:K}$. We assume that $C_{d,k}$ satisfies

$$C_{d,k} = \theta_0^C + \theta_1^C E_{d-1} + \theta_2^C R_{d-1} + \epsilon_{d,k}^C.$$

All other assumptions remain the same as in model (37). We fit the model as described in Section G.3. The histograms of the estimated coefficients $\hat{\theta}^M$, $\hat{\theta}^E$, $\hat{\theta}^R$, $\hat{\theta}^O$ and $\hat{\theta}^C$ for the 42 users are shown in Figure 24. The estimated STE of this testbed variant is 0.58, corresponding to a medium STE. No positive or negative effects are added in this variant.

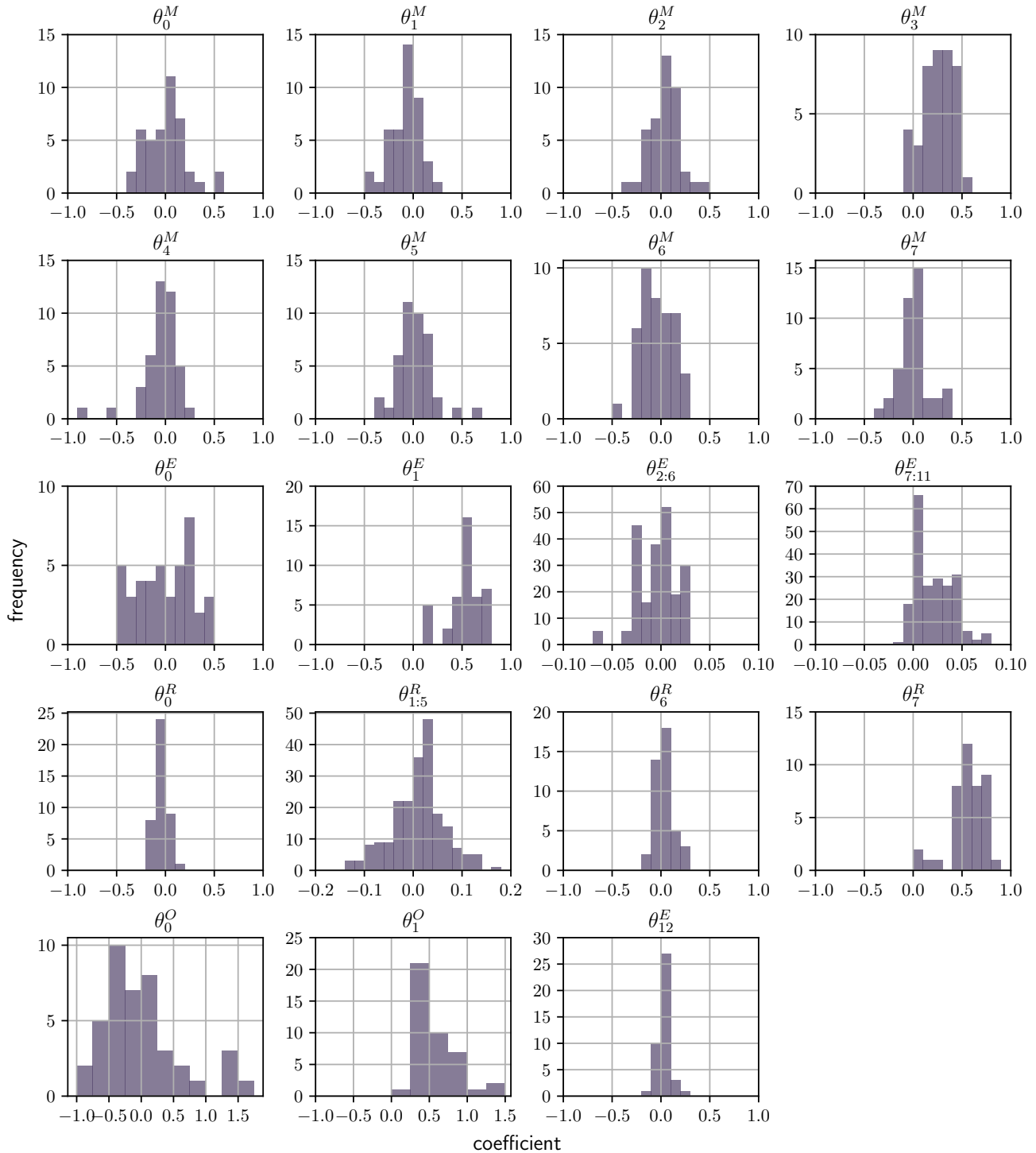


Figure 22: Histogram of the estimated coefficients $\hat{\theta}^M$, $\hat{\theta}^E$, $\hat{\theta}^R$, and $\hat{\theta}^O$ for the 42 users in the testbed Variant (e). The first two rows represent the coefficients $\hat{\theta}^M$, while the third to fifth rows represent the coefficients $\hat{\theta}^E$, $\hat{\theta}^R$, and $\hat{\theta}^O$, respectively. The coefficients $\theta_{2:6}^E$, $\theta_{7:11}^E$, and $\theta_{1:5}^R$, corresponding to K actions or K proximal outcomes, are plotted in the same histogram. The additional parameter θ_{12}^E that represents the effect from R_{d-1} to E_d is shown in the last subplot.

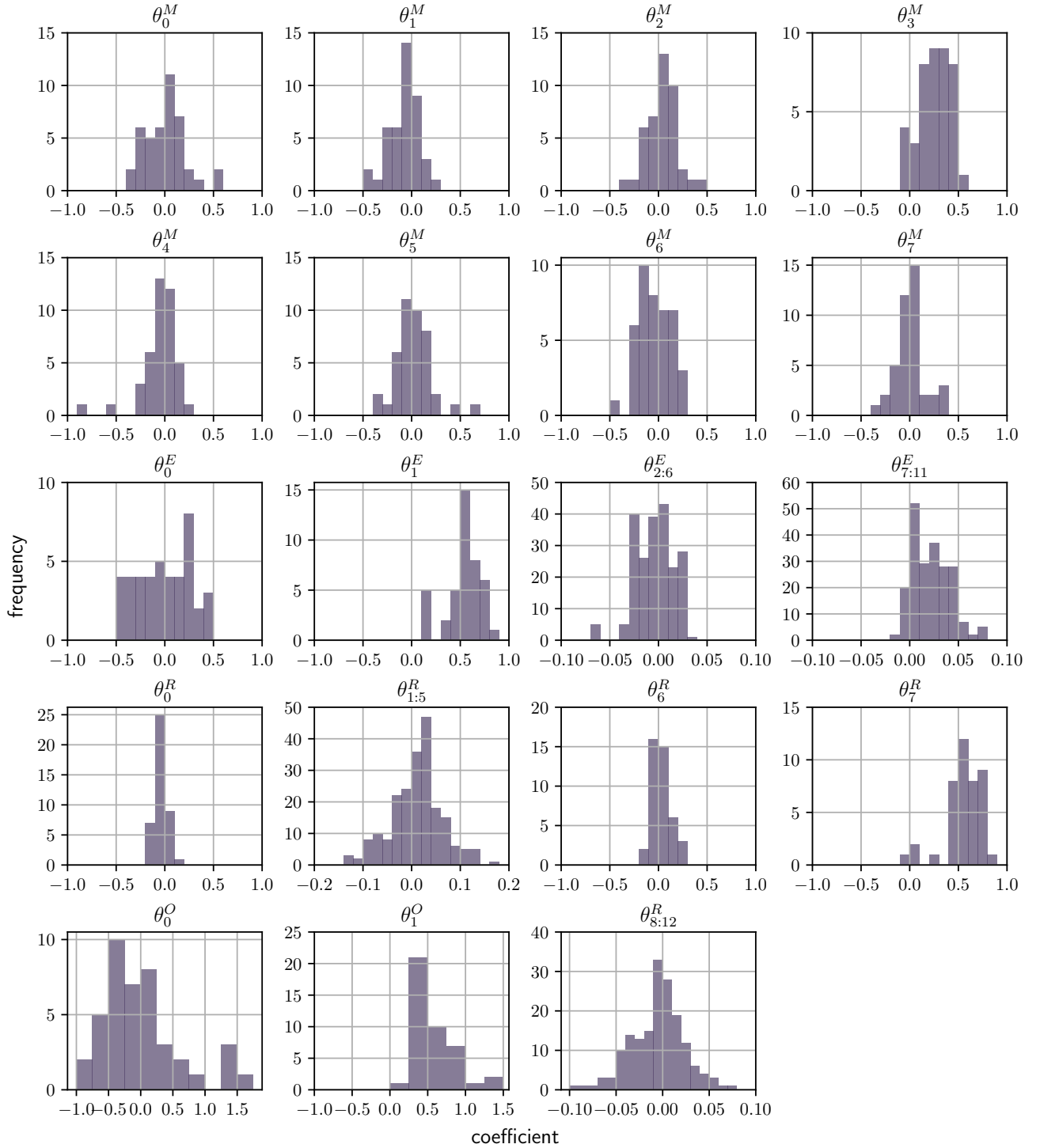


Figure 23: Histogram of the estimated coefficients $\hat{\theta}^M$, $\hat{\theta}^E$, $\hat{\theta}^R$, and $\hat{\theta}^O$ for the 42 users in the testbed Variant (f). The first two rows represent the coefficients $\hat{\theta}^M$, while the third to fifth rows represent the coefficients $\hat{\theta}^E$, $\hat{\theta}^R$, and $\hat{\theta}^O$, respectively. The coefficients $\theta_{2:6}^E$, $\theta_{7:11}^E$, and $\theta_{1:5}^R$, corresponding to K actions or K proximal outcomes, are plotted in the same histogram. The additional parameters $\theta_{8:12}^R$ that represent the effect from $A_{d,1:K}$ to R_d are shown in the last subplot.

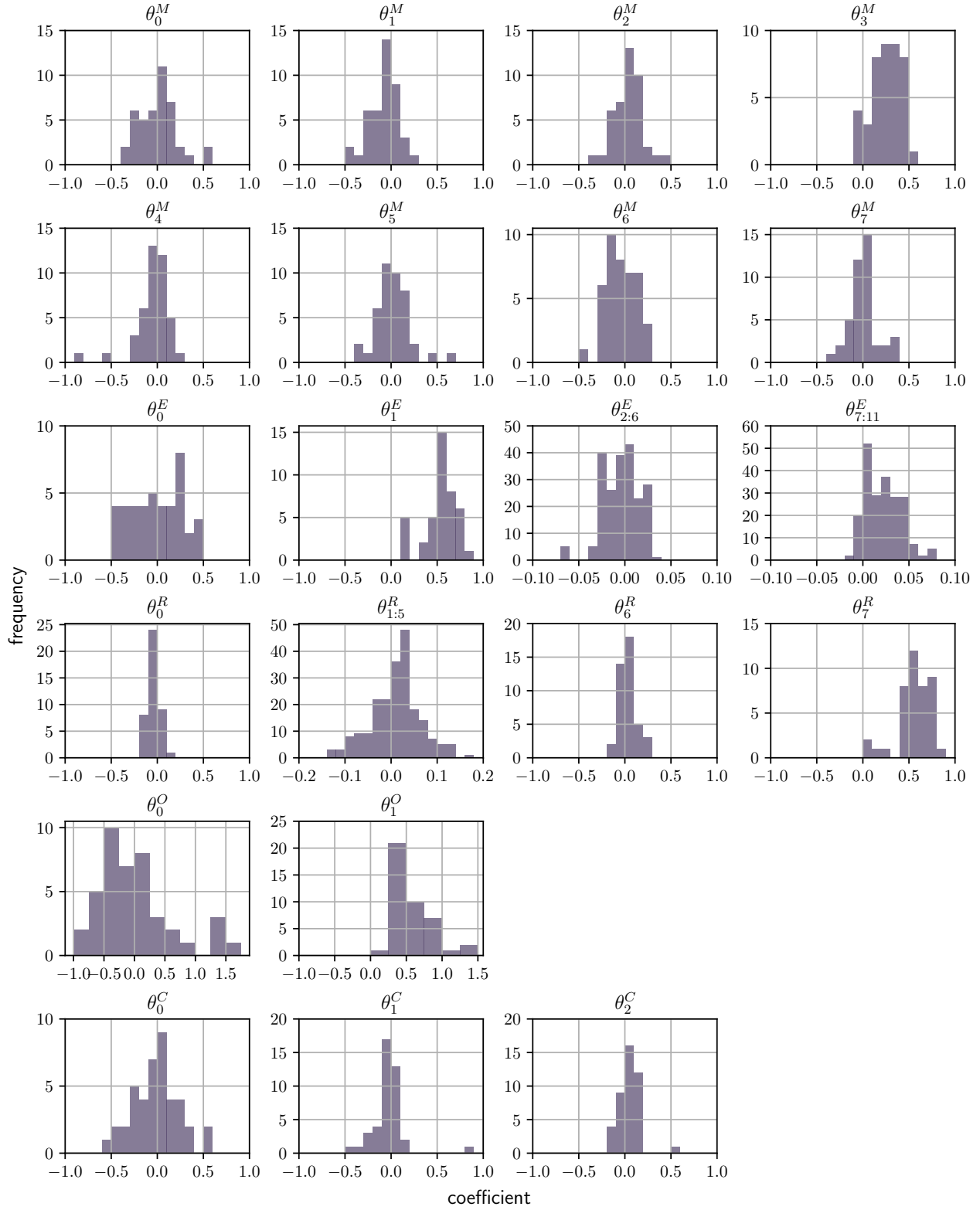


Figure 24: Histogram of the estimated coefficients $\hat{\theta}^M$, $\hat{\theta}^E$, $\hat{\theta}^R$, $\hat{\theta}^O$, and $\hat{\theta}^C$ for the 42 users in the testbed Variant (f). The first two rows represent the coefficients $\hat{\theta}^M$, while the third to fifth rows represent the coefficients $\hat{\theta}^E$, $\hat{\theta}^R$, and $\hat{\theta}^O$, respectively. The coefficients $\theta_{2:6}^E$, $\theta_{7:11}^E$, and $\theta_{1:5}^R$, corresponding to K actions or K proximal outcomes, are plotted in the same histogram. The additional parameters $\theta_{0:2}^C$ are shown in the last line.