

# Isolated Causal Effects of Natural Language

Victoria Lin

Louis-Philippe Morency  
Carnegie Mellon University

Eli Ben-Michael

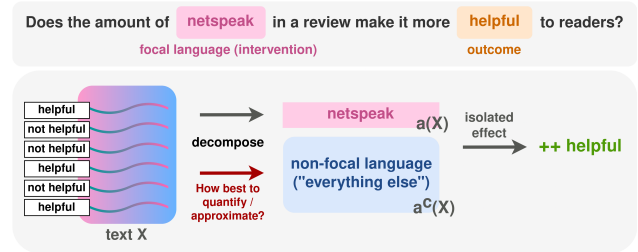
## Abstract

As language technologies become widespread, it is important to understand how variations in language affect reader perceptions—formalized as the *isolated causal effect* of some *focal* language-encoded intervention on an external outcome. A core challenge of estimating isolated effects is the need to approximate all *non-focal language* outside of the intervention. In this paper, we introduce a formal estimation framework for isolated causal effects and explore how different approximations of non-focal language impact effect estimates. Drawing on the principle of *omitted variable bias*, we present metrics for evaluating the quality of isolated effect estimation and non-focal language approximation along the axes of *fidelity* and *overlap*. In experiments on semi-synthetic and real-world data, we validate the ability of our framework to recover ground truth isolated effects, and we demonstrate the utility of our proposed metrics as measures of quality for both isolated effect estimates and non-focal language approximations.

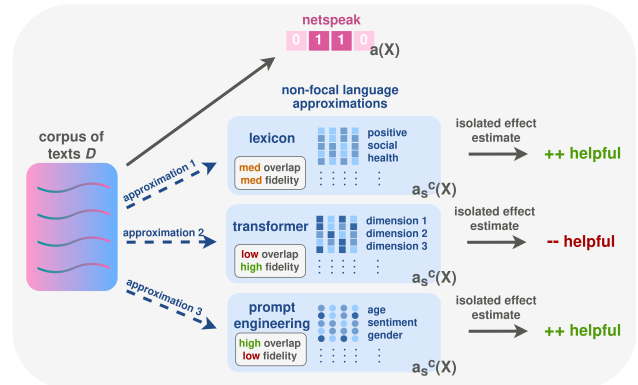
## 1 INTRODUCTION

The widespread use of language technologies has given rise to an ever-expanding amount of human- and machine-generated text data. From this vast body of data emerges the opportunity to understand how information contained in language relates to real-world outcomes. For example, can we learn what makes a helpful product review? Is it the *positive emotion* in the review, or how *engaging* the review is to read?

The ways that these language choices affect reader perceptions can be formalized as the *isolated causal effect* of some *focal* language-encoded intervention—often a linguistic attribute—on an external outcome (Figure 1a). Because the effect of such an intervention may depend on the surrounding linguistic context, we define



(a) The isolated causal effect of a language attribute like *netspeak* can be learned by decomposing a text  $X$  into focal language  $a(X)$  and non-focal language  $a^c(X)$ .



(b) Non-focal language cannot be measured directly and instead must be approximated. Which approximation we choose can significantly affect the isolated effect estimate.

Figure 1: Isolated causal effects allow us to understand how choices of language affect reader perceptions.

an isolated causal effect (or *isolated effect* for brevity) as the average causal effect of the focal text intervention *over all possible variations of the rest of the text*.

Estimating an isolated causal effect poses two major challenges. (1) We must be able to define in formal terms and approximate all variance contained in the *non-focal language*: that is, all parts of the language external to the intervention of interest. (2) The way we choose to model the non-focal language affects our isolated effect estimate, so we must be able to evaluate both the quality of its approximation and the quality of the isolated effect estimate itself.

In this paper, we introduce a formal estimation framework for isolated causal effects. Within this framework, we explore how the way we approximate non-focal language impacts isolated effect estimates (Figure 1b), and we present two metrics for evaluating the quality of non-focal language approximations and isolated effect estimates along the axes of *fidelity* and *overlap*, along with a third summary metric. To evaluate along these arms, we draw on the statistical principle of *omitted variable bias* (OVB), a measure of bias caused by the omission of relevant variables.

In our experiments,<sup>1</sup> we demonstrate the validity of our effect estimation method and metrics on both semi-synthetic and real-world data. Using settings where we know the ground truth, we observe that our estimation framework is able to recover the true isolated effect across a variety of interventions. We further show that our metrics correspond closely to how well an estimator is able to recover the true effect, while also providing additional insight into why an estimate is or is not correct. As a result, we propose that these metrics may be particularly useful in real-world settings where the true isolated effect is unknown.

## 2 PROBLEM SETTING

Consider a text dataset  $D = \{(X_1, Y_1), \dots, (X_n, Y_n)\}$  where texts  $X_i \in \mathcal{X}$  are drawn i.i.d. from a distribution  $P$ , and individuals with potential outcome functions  $Y_i(\cdot) : \mathcal{X} \rightarrow \mathbb{R}$  are drawn i.i.d. from the population  $\mathcal{G}$ . We assume that texts are randomly assigned to individuals, as is very often the case for natural language datasets—a primary example being crowd-sourced datasets (Lin et al., 2024). Under random assignment, all confounding is contained within the text.

Now let  $X$  be parameterized as  $X = \{a(X), a^c(X)\}$ , where  $a(\cdot) : \mathcal{X} \rightarrow \{0, 1\}$  is the intervention—the focal language attribute for which we want to learn a causal effect—and  $a^c(\cdot) : \mathcal{X} \rightarrow \mathbb{R}^d$  is the non-focal portion of the text.  $a(\cdot)$  is also known as a “codebook function” (Egami et al., 2022).

In naturally occurring text,  $a^c(X)$  is almost certainly distributed differently when  $a(X) = 1$  compared to when  $a(X) = 0$ . For instance, suppose  $a(X)$  is *humor*, and  $X$  is from a corpus of movie scripts. The non-focal (i.e., non-humor) parts of the scripts may include properties like *positive emotion* or *optimism*. As these properties are positively correlated with humor, it is much more likely when  $a(X) = 1$  that they also equal 1 and when  $a(X) = 0$  that they also equal 0.

To isolate the effect of *only* the focal language at-

tribute, we must learn that effect over all possible variations of the non-focal text to be sure that no influence comes from the non-focal text. Formally, this is akin to learning the effect while enforcing the *same* non-focal text distribution  $P^*$  for both conditions of  $a(X)$ .

**Definition 1** (Isolated causal effect). Let  $P^*$  be some target distribution over the non-focal language. Then the isolated causal effect of  $a(X)$  on  $Y$  is given by:

$$\tau^* = E_{Y(\cdot) \sim \mathcal{G}} [\mathbb{E}_{a^c(X)^* \sim P^*} [Y(a(X) = 1, a^c(X)^*) - Y(a(X) = 0, a^c(X)^*)]]$$

We distinguish this from the *natural causal effect* defined by Lin et al. (2023), where  $a^c(X)$  follows its natural distribution for both conditions of  $a(X)$ . The natural causal effect is the collective effect of the focal language attribute  $a(X)$  and the parts of the non-focal language with which it is naturally correlated.

We invoke three assumptions for valid causal inference:

1. *Consistency.*  $Y = Y(X) = Y(a(X), a^c(X))$ . The observed outcome  $Y$  for an individual corresponds to the potential outcome  $Y(a(X), a^c(X))$  associated with the text they actually receive.
2. *No unmeasured confounding.*  $Y(x) \perp\!\!\!\perp a(X) | a^c(X)$  for all  $x \in \mathcal{X}$ . All confounding factors between the intervention and the outcome are captured by the non-focal portion of the text.
3. *Overlap.*  $0 < P(a(X) = 1 | a^c(X)) < 1$ . The intervention  $a(X)$  has a non-zero probability of taking either value, regardless of the non-focal portion of the text. Note that this excludes the possibility that  $a(X)$  is a deterministic function of  $a^c(X)$ .

In practice, it is reasonable to believe that the overlap assumption is fulfilled since any representation of the non-focal language  $a^c(X)$  is non-exhaustive. Under such circumstances,  $a(X)$  cannot be determined solely from  $a^c(X)$ .

## 3 ISOLATED CAUSAL EFFECTS OF LANGUAGE

In this section, we describe how to identify, estimate, and evaluate the quality of isolated effects of language. We define estimands for the *isolated average treatment effect* and *isolated average treatment effect on the treated*; present doubly robust estimators for each; and discuss how approximating non-focal language during estimation can give rise to *omitted variable bias*. Derivations and technical results are in Appendix 1.

### 3.1 Identification

The definition of the isolated causal effect requires that  $a^c(X)$  follow the same target distribution  $P^*$  when

<sup>1</sup>Our code is publicly available at <https://github.com/tyolin/isolated-text-effects>.

$a(X) = 1$  and when  $a(X) = 0$ . To induce  $a^c(X)$  to follow a specific target distribution, we draw on *importance weighting* (IPW) principles to *transport*  $a^c(X)$  from its natural distribution to the target distribution  $P^*$ , then supplement this with an *outcome model*.

First, let the importance weight  $\gamma$  be defined as:

$$\gamma(a', a^c(X)) = \frac{(2a' - 1)P^*(a^c(X))}{P(a^c(X))P(a(X) = a'|a^c(X))}$$

Next, let the outcome model  $g$  be defined as follows:

$$g(a', a^c(X)) = E_{Y(\cdot) \sim \mathcal{G}}[Y(a', a^c(X))]$$

Finally, we identify the estimand  $\tau^*$  from the observed data  $D = (X, Y)$ , where  $X \sim P$  and  $Y$  follows the resulting induced distribution on the observed responses  $P_y$ . Given access to the data-generating process of  $P^*$ , i.e., assuming we have access to texts  $X^* \sim P^*$ , we have that the isolated effect is

$$\begin{aligned} \tau^* &= \mathbb{E}_{X^* \sim P^*} [g(1, a^c(X^*)) - g(0, a^c(X^*))] \\ &\quad + \mathbb{E}_D [\gamma(a(X), a^c(X))(Y - g(a(X), a^c(X)))] \end{aligned} \quad (\tau_{DR})$$

This *doubly robust* construction—standard in many causal inference problems—confers robustness to misspecification or mis-estimation in either the IPW term or the outcome modeling term (Robins et al., 1994).

While  $P^*$  can be any distribution over  $a^c(X)$  (discussed further in Appendix 1.1.3), there are two important cases of  $P^*$  on which we focus. First, we can set  $P^*(a^c(X)) = P(a^c(X))$ , where again  $P$  is the distribution of the observed  $X$ . We refer to the isolated effect in this case as the *Isolated Average Treatment Effect* (IATE) in the corpus from which the texts originate. The corresponding importance weight becomes:

$$\gamma(a', a^c(X)) = \frac{2a' - 1}{P(a(X) = a'|a^c(X))}.$$

Second, we can set  $P^*(a^c(X))$  to equal  $P(a^c(X)|a(X) = 1)$ , the distribution of non-focal language *among the treated* (i.e., where  $a(X) = 1$ ) in the corpus where the texts originate. We refer to this as the *Isolated Average Treatment effect on the Treated* (IATT). Estimating the IATT instead of the IATE can be beneficial in settings with potential *overlap violations*; we elaborate on this in Section 3.3. The corresponding importance weight becomes:

$$\begin{aligned} \gamma(a', a^c(X)) &= \frac{a'}{P(a(X) = 1)} \\ &\quad - \frac{(1 - a')P(a(X) = 1|a^c(X))}{P(a(X) = 0|a^c(X))P(a(X) = 1)} \end{aligned}$$

### 3.2 Estimation

Having written  $\tau^*$  in terms of the observable data, we describe how to estimate it in practice.

**Nuisance parameters.** To estimate  $\tau_{DR}$ , several nuisance parameters need to first be estimated: the outcome model  $g$  and the importance weight  $\gamma$ . Estimating  $\gamma$  further requires both estimating the probability  $P(a(X) = a'|a^c(X))$  and approximating the non-focal language  $a^c(X)$  with a language representation.

We refer to the approximation of the non-focal language using the notation  $a_s^c(X)$ , where the  $s$  subscript indicates that this is a mapping of the high-dimensional non-focal language  $a^c(X)$  to a lower-dimensional “short” representation space  $\mathbb{R}^d$  (following the terminology used to denote a smaller feature set in Chernozhukov et al. (2024)). With this mapping, a classifier can be trained on a separate sample to predict  $a(X)$  given  $a_s^c(X)$  as input. Such a classifier outputs predicted probabilities  $\hat{P}(a(X) = a'|a_s^c(X))$ , which can be used to estimate  $\hat{\gamma}$ .

Using the approximation  $a_s^c(X)$ , an outcome model  $\hat{g}(a(X), a_s^c(X))$  can also be estimated on an separate sample where both texts and outcomes are available.

**Estimator.** Consider data  $D = (X_i, Y_i)$ ,  $X_i \sim P$  and  $Y_i \sim P_y$ ; and  $X_j \sim P^*$  ( $i \in [n], j \in [m]$ ). Then the estimator for  $\tau^*$  is given by

$$\begin{aligned} \hat{\tau}_{DR} &= \frac{1}{m} \sum_{j=1}^m [\hat{g}(1, a_s^c(X_j)) - \hat{g}(0, a_s^c(X_j))] \\ &\quad + \frac{1}{n} \sum_{i=1}^n \hat{\gamma}(a(X_i), a_s^c(X_i))(Y_i - \hat{g}(a(X_i), a_s^c(X_i))) \end{aligned}$$

where the estimated  $\hat{\gamma}$  uses the appropriate probability estimates from the IATE and IATT definitions above.

Like other doubly robust estimators,  $\tau_{DR}$  has a number of desirable properties. First, as long as either the weights  $\gamma$  or the outcome model  $g$  are correct—i.e.,  $\hat{\gamma} = \gamma$  or  $\hat{g} = g$ —then  $\tau_{DR}$  is an unbiased estimator for  $\tau^*$ . Moreover, the estimator is asymptotically normal with a closed-form variance, allowing for estimation of trustworthy confidence intervals. See Kennedy (2023) for a review on these types of estimators.

### 3.3 The Fidelity-Overlap Tradeoff

**Omitted variable bias.** When representing natural language, including all “variables” in modeling or estimation is not feasible, as a full representation of language is nearly infinitely high-dimensional (consider a one-hot encoding vector where each column is one word, with the total dimensionality being the size of

the vocabulary of the English language). Instead, the non-focal language is more realistically approximated as the “short” (i.e., lower-dimensional) representation  $a_s^c(X)$ . However, representations of language necessarily omit information relative to the original text.

In this section, we link the notion of information loss from language representation to the concept of *omitted variable bias* (OVB). We use recent work on establishing OVB bounds for non-parametric models (Chernozhukov et al., 2024) and adapt it to a natural language setting to study the impact of omitted information in approximations of non-focal language. We consider OVB to be responsible for a large portion of the estimation error in recovering isolated causal effects.

**Fidelity and overlap.** When representing non-focal language, two primary factors contribute to OVB. The first is the *fidelity* of the “short” outcome model  $g(a', a_s^c(X))$ , or how close the short model is to the true outcome model  $g(a', a^c(X))$ . The second is the *overlap* of the “short” importance weight  $\gamma(a', a_s^c(X))$ . Overlap violations can occur if the  $a(X)$  classifier can fully predict  $a(X)$  from  $a_s^c(X)$ , as the predicted probabilities  $\hat{P}(a(X) = a' | a_s^c(X))$  will either be 0 or 1 (this could occur, for instance, if  $a(X)$  were contained in  $a_s^c(X)$ ). While we assume in Section 2 that overlap is fulfilled for the true  $P(a(X) = a' | a^c(X))$ , approximation and estimation may still introduce overlap problems. Moreover, probabilities very close to 0 and 1 (“near overlap violations”) can still skew the importance weights  $\gamma$  to extreme values. Consequently, even slight differences between the approximated and true non-focal language can have large impacts on the estimated isolated effect  $\hat{\tau}_{DR}$ .

A *fidelity-overlap tradeoff* emerges when choosing how to approximate the non-focal language  $a^c(X)$  as  $a_s^c(X)$ . If  $a_s^c(X)$  is a high-dimensional dense representation like a language model embedding, then model fidelity is likely to be good, as the short outcome model  $g(a(X), a_s^c(X))$  has plenty of information with which to make predictions. However,  $P(a(X) = a' | a_s^c(X))$  is also more likely to be close to 0 or 1, as the greater number of dimensions makes it more likely that certain values of  $a_s^c(X)$  are almost exclusively seen with either  $a(X) = 1$  or  $a(X) = 0$ .

We note that compared to the IATE, the IATT is less susceptible to overlap violations, as the IATT requires only that  $P(a(X) = 1 | a_s^c(X)) < 1$ .

**Metrics.** To choose a non-focal language approximation that strikes the optimal balance between model fidelity and overlap, we present metrics derived from the operationalization of OVB described by Chernozhukov et al. (2024). The fidelity metric  $\sigma^2$  and

the overlap metric  $\nu^2$  are identified as:

$$\begin{aligned}\sigma^2 &= \mathbb{E}_P[(Y - g(a(X), a_s^c(X)))^2] \\ \nu^2 &= \mathbb{E}_P[\gamma(a(X), a_s^c(X))^2]\end{aligned}$$

$\sigma^2$  is a measure of the squared error of the outcome model; a smaller  $\sigma^2$  corresponds to better model fidelity.  $\nu^2$  is the average of the squared importance weights and so is larger in magnitude (or even unbounded) if probabilities  $P(a(X) = a' | a^c(X))$  are more extreme. A smaller  $\nu^2$  metric corresponds to better overlap.

With these metrics, the OVB of  $\tau_{DR_s}$ —that is,  $\tau_{DR}$  using the short outcome model and short importance weight—can be bounded (Chernozhukov et al., 2024):

$$\underbrace{|\tau_{DR_s} - \tau^*|}_{\text{OVB}} \leq \sigma^2 \nu^2 C_Y^2 C_D^2$$

where  $C_Y$  and  $C_D$  are user-set sensitivity parameters for the explanatory power of omitted variables toward the outcome model and importance weight.

The OVB bounds allow us to define lower and upper bounds on the isolated effect:

$$\tau_{DR}^-(C_Y, C_D), \tau_{DR}^+(C_Y, C_D) = \tau_{DR_s} \pm \sqrt{\sigma^2 \nu^2} C_Y C_D$$

Importantly, fidelity and overlap can be summarized by the overall *robustness value* of the isolated effect using the non-focal language representation  $a_s^c(X)$ . This measure indicates how robust the effect is to OVB.

Formally, this is computed as  $RV = \left| \frac{\tau_{DR_s}}{\sigma \nu} \right|$ .

Intuitively, the robustness value can be seen as the amount of explanatory power that can be lost from approximating  $a^c(X)$  as  $a_s^c(X)$  before the isolated effect is no longer correct in sign (positive or negative). A larger robustness value corresponds a larger tolerance to loss of explanatory power.

We estimate  $\hat{\sigma}^2$ ,  $\hat{\nu}^2$ , and the robustness value from the data using debiased estimators (see Appendix 1.3). We note that under this type of estimation, it is possible for the estimated  $\hat{\nu}^2$  to be negative; this indicates that something may have gone wrong with importance weight estimation (likely severe overlap violation).

Finally, we emphasize that while OVB may correspond to how close an effect estimate is to the ground truth, it is a complementary measure. By looking at all three metrics— $\sigma^2$ ,  $\nu^2$ , and robustness value—we can gain insight into not only which non-focal language approximations are effective but also why.

## 4 EXPERIMENTS

To assess the validity of isolated effects estimated using our framework, we examine how well we can recover

the true isolated effect  $\tau^*$  with our estimator  $\widehat{\tau}_{DR}$ . We evaluate on two natural language datasets—one semi-synthetic and one real-world—in which true isolated effects are known.

## 4.1 Datasets

**Amazon (*partially controlled setting*).** The Amazon dataset (McAuley and Leskovec, 2013) consists of reviews from the Amazon e-commerce site, each with a number of “helpful” votes. To reduce unmeasured factors in the data, we generate a new semi-synthetic outcome  $Y$  by predicting the number of helpful votes as a linear function of  $a(X)$ ,  $a_s^c(X)$ , then adding noise. Here,  $a(X)$ ,  $a_s^c(X)$  encode the 10 categories from the lexicon LIWC (see Section 4.2.1) that are most predictive of vote count. These categories are binarized to take the value 1 if the category is present in the text and 0 otherwise. We note that while we control the outcome  $Y$  in this data, we do not have influence over the joint distribution of  $P(a(X), a_s^c(X))$ .

In this partially controlled data setting, we know both (1) the true isolated effect of each of the 10 lexical categories and (2) that the outcome model  $g$  can be fully learned from the text. Combined, these allow us to evaluate whether our estimator  $\widehat{\tau}_{DR}$  is able to recover the true isolated effect under best-case conditions.

**Semaglutide vs. Tirzepatide (SvT) (*real-world setting*).** Here, we consider a slightly different setting in which the intervention and outcome are both encoded in text (in contrast to the setting where the intervention is encoded in the text and the outcome is a real-valued outcome external to the text).

The SvT dataset (Dhawan et al., 2024) consists of posts from weight-loss communities on the social media site Reddit that mention one of two weight-loss medications: semaglutide or tirzepatide. From these posts, Dhawan et al. extracted the language-encoded binary intervention  $a(X)$  (which weight-loss medication the user took) and binary outcome  $Y$  (whether the user lost more than 5 percent of their starting body weight). The dataset further includes a “ground truth” causal effect from a clinical trial on the effects of semaglutide versus tirzepatide at various doses (Frias et al., 2021). Dhawan et al. used weight loss under 5 mg tirzepatide versus 1 mg semaglutide as the true effect. We compute confidence intervals for this true effect using information available in the clinical trial.

Using this dataset, we are able to both evaluate the validity of our isolated effect estimates in a realistic setting and see how different approximations of  $a^c(X)$  can impact our estimates.

## 4.2 Implementation

### 4.2.1 Approximating non-focal language

To construct a non-focal language approximation  $a_s^c(X)$ , we explore a number of language representations varying in complexity. In this section, we describe each representation and discuss how it might fare in the fidelity-overlap tradeoff. Implementation details can be found in Appendix 3.2.

**Lexicon.** One simple language representation is a vector of interpretable categories encoded by a *lexicon*, which maps words in its vocabulary to those categories. These categories are usually relatively few in number, so the dimensionality of the category vector is fairly low. However, lexicons are limited by their vocabulary and are also unable to capture context or sentence-level meaning. Therefore, we expect that lexicon-derived non-focal language representations may have good overlap but poor model fidelity. We use two well-known lexicons in our experiments: the human expert-designed LIWC (Pennebaker et al., 2015) and the semi-automatically generated Empath (Fast et al., 2016).

**Language model embedding.** Sentence embeddings extracted from transformer-based language models are among the most commonly used language representations for machine learning. These embeddings are information-rich in content and syntax, and they perform excellently on a wide variety of tasks. However, language model embeddings tend to be high-dimensional due to the size of the hidden layers in transformer architectures. As a result, embedding-derived non-focal representations may achieve good model fidelity but suffer from overlap violations. In our experiments, we use embeddings extracted from the pre-trained transformer MPNet (Song et al., 2020).

**SenteCon.** SenteCon is a language representation in which a lexicon-based layer is constructed over language model embeddings (Lin and Morency, 2023). Like lexicon representations, a SenteCon representation consists of a vector of interpretable categories where each category is associated with a numerical weight. Because the categories are derived from an existing lexicon, the dimensionality of the SenteCon category vector should also be low. SenteCon does not rely exclusively on a pre-defined vocabulary and is able to capture sentence context. Consequently, we expect that a SenteCon-derived non-focal language representation will have reasonable model fidelity while also not being significantly affected by overlap violations. In our experiments, we use two different base lexicons for SenteCon (LIWC or Empath). We refer to these

variants as SenteCon-LIWC and SenteCon-Empath.

**LLM prompting.** As large language model (LLM) capabilities continue to expand, it has become possible to extract attributes from a text passage simply by prompting an LLM. For instance, we might ask an LLM to tell us, based on the information contained in a paragraph, the age of the writer or if they have any health conditions. Using this form of prompting on GPT-3.5, Dhawan et al. (2024) extract a set of 10 health-related attributes from Reddit posts in the SvT dataset. Of these, we exclude 3 attributes from which weight loss can be directly computed. We treat the remaining 7 discrete variables as a type of language representation and therefore an approximation of the non-focal language.

#### 4.2.2 Modeling and Estimation

For each non-focal language representation  $a_s^c(X)$ , we use 5-fold cross-fitting to train an outcome model  $\hat{g}$  to predict  $Y$  given  $a_s^c(X)$  and a classifier to predict  $a(X)$  given  $a_s^c(X)$ . We use  $\hat{P}(a(X) = a' | a_s^c(X))$  from this classifier to estimate  $\hat{\gamma}$ . Within the training folds, we conduct 5-fold cross-validation to select model hyperparameters. For the Amazon dataset, we use a logistic regression classifier and a linear regression outcome model, and for the SvT dataset, we use gradient boosting models for both our classifier and outcome model. Additional model details, including libraries and hyperparameters, are available in Appendix 3.3.

With  $\hat{g}$  and  $\hat{\gamma}$  estimated, we are able to compute  $\hat{\tau}_{DR}$  on the estimation folds, which we call  $\mathcal{D}_{\text{estimate}}$ . When estimating the IATE, we directly use  $\mathcal{D}_{\text{estimate}}$  as the source of texts  $X^* \sim P^*$  for the outcome modeling term, as the target distribution is equal to the observed data distribution. When estimating the IATT, we draw  $X^*$  from the subset of  $\mathcal{D}_{\text{estimate}}$  where  $a(X) = 1$ . We estimate the IATE for the Amazon dataset and IATT for the SvT dataset to maintain better overlap.

We compare our isolated effect estimates against a *naive estimator* that does not isolate the focal attribute from the non-focal portion of the text (i.e., an estimator of the natural effect). In general, we expect this not to correctly recover the true isolated effect since it has no adjustment for isolation.

## 5 RESULTS AND DISCUSSION

In this section, we evaluate how well our method is able to recover true isolated causal effects in the Amazon and SvT datasets. Following this evaluation, we more closely examine the relationship between isolated effect estimation and omitted variable bias.

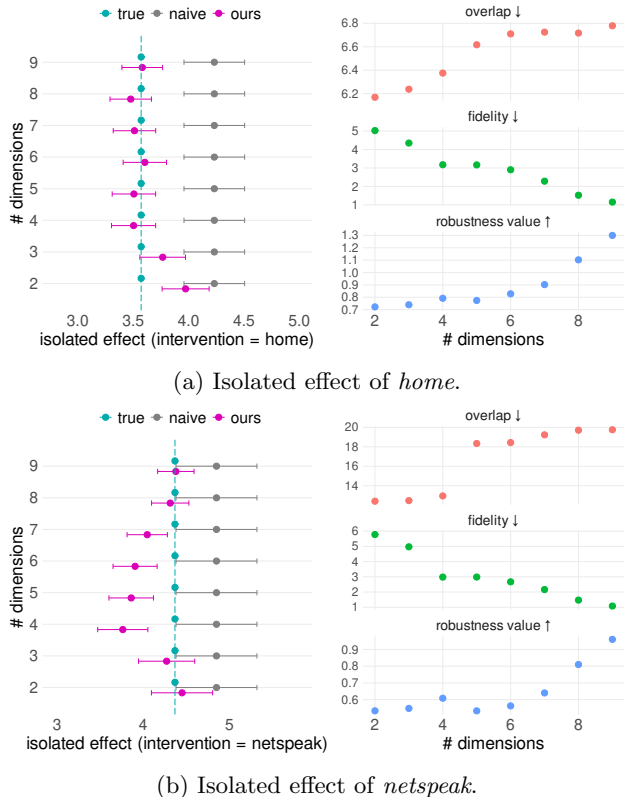


Figure 2: Isolated causal effects of linguistic attributes on helpfulness in the Amazon dataset. Error bars correspond to 95% confidence intervals.

### 5.1 Validity of Isolated Effect Estimates

#### 5.1.1 Amazon

In the Amazon dataset, we examine the isolated effects of the 10 predictive LIWC categories used to construct the semi-synthetic outcome. We iteratively set each category to be  $a(X)$  and estimate its isolated effect while using the remaining lexical categories as  $a^c(X)$ . To explore the fidelity-overlap tradeoff under controlled conditions, we evaluate our isolated effect estimate and our three OVB-derived metrics— $\hat{\sigma}^2$ ,  $\hat{\nu}^2$ , and robustness value—under different choices of  $a_s^c(X)$ . For each intervention, we restrict the number of remaining lexical categories used as  $a_s^c(X)$ , beginning with 2 categories and ending with 9.

Across multiple interventions (Figures 2a, 2b; additional results in Appendix 2), we observe that as the dimensionality (number of categories) of  $a_s^c(X)$  increases, so does the proximity of the isolated effect estimate to the ground truth. Moreover, the behavior of the fidelity and overlap metrics  $\hat{\sigma}^2$  and  $\hat{\nu}^2$  is also consistent with expectations. As dimensionality increases,  $\hat{\sigma}^2$  decreases, indicating that outcome model fidelity is improving. At the same time,  $\hat{\nu}^2$  increases,

consistent with worsening overlap.

We further see that robustness values increase with  $a_s^c(X)$  dimensionality, suggesting that gains in model fidelity outweigh losses in overlap. This may not be the case for all datasets, however. As this dataset does not experience significant problems with overlap (as we see from the limited range of  $\hat{\nu}^2$ , particularly in Figure 2a), it seems that the outcome model performance gains are more significant in this case.

### 5.1.2 Semaglutide vs. Tirzepatide

In the SvT dataset, we use the intervention and outcome from Dhawan et al. (2024). We treat the Reddit post text as the non-focal language  $a^c(X)$ , and we explore how each of the non-focal language representations in Section 4.2.1 impacts effect estimation.

We first observe that all of our isolated effect estimates have wide 95% confidence intervals that include both the true isolated effect and 0 (Figure 3). Looking solely at the point estimates, we see that SenteCon-Empath, SenteCon-LIWC, MPNet embeddings, and LLM prompting all yield positive isolated effect estimates—consistent with the ground truth. Of these, SenteCon-Empath comes closest to recovering the true isolated effect, but a large amount of uncertainty remains. As a result, we may not be able to use the point estimates alone to determine which representation best approximates non-focal language.

We look instead to our metrics—fidelity and overlap—where we observe interesting behavior. The high-dimensional MPNet embedding has a much larger  $\hat{\nu}^2$  than any other representation, and the lexicon Empath has a negative  $\hat{\nu}^2$ ; these both suggest overlap violations. Fidelity, on the other hand, is similar across all representations. In general, fidelity is expected to improve (i.e.,  $\sigma^2$  should decrease) with the dimensionality of the representation, as higher-dimensional representations are likely to contain more information; however, this may be negated by strong regularization in the outcome model.

Finally, we find that the two representations with the highest robustness values are LLM prompting and SenteCon-Empath. We note that Dhawan et al. (2024) carefully designed their LLM prompting procedure to extract discrete variables for the specific task of estimating the effect of tirzepatide versus semaglutide on weight loss. Therefore, we expect this representation to yield good results, as its robustness value reflects. Interestingly, however, the SenteCon-Empath representation—which is *not* specifically designed for this task—produces a similarly high robustness value, suggesting that equally effective representations can be found without requiring extensive human design effort.

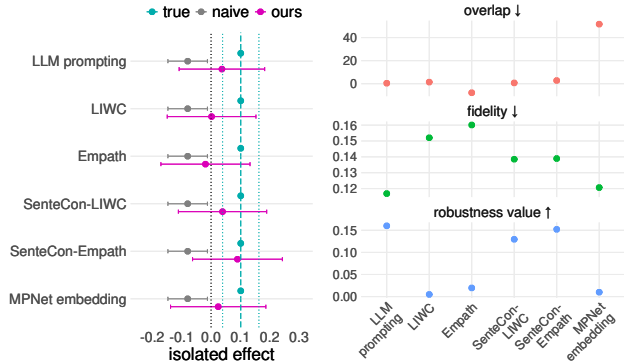


Figure 3: Isolated causal effect of weight-loss medication in the SvT dataset. Error bars correspond to 95% confidence intervals. The blue dotted lines surrounding the true effect mark its 95% confidence interval. Representations  $a_s^c(X)$  are ordered by complexity.

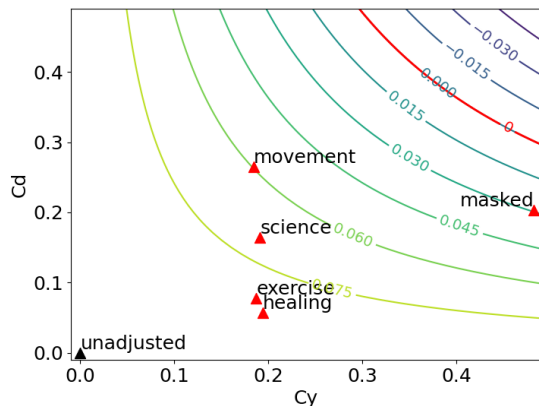


Figure 4: OVB lower bound of SenteCon-Empath isolated effect estimate in the SvT dataset. “Unadjusted” marks the point estimate lower bound without OVB.

## 5.2 A Closer Look at OVB and Robustness

In this section, we analyze the robustness of isolated effect estimates through the lens of OVB. When representing non-focal language, we know almost certainly that information from the text is omitted in the representation, but we do not know how much explanatory power is lost. To better understand how this loss of explanatory power affects isolated effect estimates, we focus on one representation—SenteCon-Empath in the SvT dataset—and the lower OVB bound of its associated isolated effect estimate. We recall that this bound corresponds to the lowest possible value for the effect point estimate at a given level of OVB.

In Figure 4, we plot this bound against the sensitivity parameters  $C_Y$  and  $C_D$ , which denote the explanatory power of omitted variables toward the outcome model  $g$  and the importance weight  $\gamma$ , respectively. This

shows how the lower OVB bound changes as the hypothetical explanatory power of the omitted variables increases. We color the 0 contour red to highlight the significance of the lower OVB bound “crossing” from positive to negative as  $C_Y$  and  $C_D$  increase. Once the bound is negative, we can no longer be certain that the point estimate of our isolated effect is positive.

The red triangle markers on the plot provide a sense of the robustness of the isolated effect estimate. Excluding the marker labeled “masked,” each marker is an indicator of the explanatory power lost by omitting the category with that name from the SenteCon-Empath representation.<sup>2</sup> We choose categories we believe to be relevant to the intervention and outcome. For each category omitted, we see the loss of explanatory power brings the point estimate closer to the 0 contour but is not nearly enough to cross it.

Turning then to the “masked” marker, we look at the explanatory power lost by omitting key information from the non-focal text  $a^c(X)$  itself. We create a version of the post where we mask medication type, body weights, and terms like “gain” and “loss.” This produces a much larger drop in explanatory power, but the lower OVB bound still remains positive.

From these results, we can infer that our isolated effect estimate is comparatively robust: the lower bound on the point estimate remains positive even for information loss comparable to removing relevant lexical categories or masking key information from the text.

## 6 RELATED WORK

**Causal effects of text.** Our work on isolated causal effects is situated within a recent literature on estimating text-based causal effects. Egami et al. (2022) describe a conceptual *codebook* framework for causal inference using text. Building on this idea, Fong and Grimmer (2023) conduct randomized text experiments where texts are programmatically generated from pre-specified attributes. Lin et al. (2023) further propose a method for transporting natural (i.e., non-isolated) causal effects from randomized text experiments to potentially non-randomized target distributions.

Most directly related to our work are several methods for estimating isolated effects of natural language using specific language representation pipelines. Though these works do not explicitly distinguish isolated and natural effects, their estimands are defined such that they are isolated, and so we view these methods as

<sup>2</sup>These values can be computed explicitly from outcome models and importance weights estimated using both the original SenteCon-Empath representation and the version with the omitted category (see Appendix 3.4).

complementary to ours. Pryzant et al. (2021) estimate the effect of a proxy linguistic attribute from observational data, where all other language information is represented by an embedding from a transformer trained to capture confounding. Dhawan et al. (2024) estimate effects from observational data using the LLM prompting approach we describe earlier. Finally, a very recent paper by Imai and Nakamura (2024) estimates text effects via a randomized experiment in which LLM-generated texts are shown to human respondents; text representations can then be extracted directly from the generating LLM.

**OVB and representation quality.** The diversity of language representations that can be used in text-based causal inference highlights the strong need for a way to analyze the quality of representations and effect estimates. Our OVB-based metrics provide a way to do this flexibly across any data setting, which is important for real-world data where the ground truth is not known. Our metrics draw directly on the Chernozhukov et al. (2024) operationalization of OVB, which in turn builds on a history of foundational work on OVB (Goldberger, 1991; Frank, 2000; Angrist and Pischke, 2009; Oster, 2019; Cinelli and Hazlett, 2019).

Noting the importance of covariate representation in causal inference, Clivio et al. (2024b) have proposed learning representations that minimize information loss when balancing covariates. Subsequent work shows that this information loss can be used jointly with a *confounding error* to improve overlap for covariate representations (Clivio et al., 2024a). While these methods are not developed specifically for text, the parallels between general covariate representation and language representation are evident.

## 7 CONCLUSION

In this paper, we propose a framework for estimating the *isolated causal effect* of a *focal language attribute* from natural language. Estimating isolated effects is challenging because it requires us to be able to model the *non-focal language*. We introduce metrics for evaluating the quality of non-focal language approximations and their corresponding isolated effect estimates along the axes of *fidelity* and *overlap*. We demonstrate the ability of our framework to correctly recover isolated effects across a variety of language-encoded interventions, and we explore how the way we approximate non-focal language impacts fidelity, overlap, and the effect estimates themselves. Our results point to a compelling line of future work on learning representations—perhaps not only of language—that optimize the fidelity-overlap tradeoff, making them explicitly suitable for the task of causal inference.



## References

- Angrist, J. D. and Pischke, J.-S. (2009). *Mostly harmless econometrics: An empiricist's companion*. Princeton university press.
- Chernozhukov, V., Cinelli, C., Newey, W., Sharma, A., and Syrgkanis, V. (2024). Long story short: Omitted variable bias in causal machine learning.
- Cinelli, C. and Hazlett, C. (2019). Making Sense of Sensitivity: Extending Omitted Variable Bias. *Journal of the Royal Statistical Society Series B: Statistical Methodology*, 82(1):39–67.
- Clivio, O., Bruns-Smith, D., Feller, A., and Holmes, C. C. (2024a). Towards principled representation learning to improve overlap in treatment effect estimation. In *9th Causal Inference Workshop at UAI 2024*.
- Clivio, O., Feller, A., and Holmes, C. C. (2024b). Towards representation learning for weighting problems in design-based causal inference. In *The 40th Conference on Uncertainty in Artificial Intelligence*.
- Dhawan, N., Cotta, L., Ullrich, K., Krishnan, R. G., and Maddison, C. J. (2024). End-to-end causal effect estimation from unstructured natural language data.
- Egami, N., Fong, C. J., Grimmer, J., Roberts, M. E., and Stewart, B. M. (2022). How to make causal inferences using texts. *Science Advances*, 8(42):eabg2652.
- Fast, E., Chen, B., and Bernstein, M. S. (2016). Empath: Understanding topic signals in large-scale text. In *Proceedings of the 2016 CHI Conference on Human Factors in Computing Systems*, CHI '16, page 4647–4657, New York, NY, USA. Association for Computing Machinery.
- Fong, C. and Grimmer, J. (2023). Causal inference with latent treatments. *American Journal of Political Science*, 67(2):374–389.
- Frank, K. A. (2000). Impact of a confounding variable on a regression coefficient. *Sociological Methods & Research*, 29(2):147–194.
- Frías, J. P., Davies, M. J., Rosenstock, J., Manghi, F. C. P., Landó, L. F., Bergman, B. K., Liu, B., Cui, X., and Brown, K. (2021). Tirzepatide versus semaglutide once weekly in patients with type 2 diabetes. *New England Journal of Medicine*, 385(6):503–515.
- Goldberger, A. S. (1991). *A course in econometrics*. Harvard University Press.
- Imai, K. and Nakamura, K. (2024). Causal representation learning with generative artificial intelligence: Application to texts as treatments.
- Kennedy, E. H. (2023). Semiparametric doubly robust targeted double machine learning: a review.
- Lin, V., Ben-Michael, E., and Morency, L.-P. (2024). Optimizing language models for human preferences is a causal inference problem. In *The 40th Conference on Uncertainty in Artificial Intelligence*.
- Lin, V. and Morency, L.-P. (2023). SenteCon: Leveraging lexicons to learn human-interpretable language representations. In Rogers, A., Boyd-Graber, J., and Okazaki, N., editors, *Findings of the Association for Computational Linguistics: ACL 2023*, pages 4312–4331, Toronto, Canada. Association for Computational Linguistics.
- Lin, V., Morency, L.-P., and Ben-Michael, E. (2023). Text-transport: Toward learning causal effects of natural language. In Bouamor, H., Pino, J., and Bali, K., editors, *Proceedings of the 2023 Conference on Empirical Methods in Natural Language Processing*, pages 1288–1304, Singapore. Association for Computational Linguistics.
- McAuley, J. and Leskovec, J. (2013). Hidden factors and hidden topics: Understanding rating dimensions with review text. In *Proceedings of the 7th ACM Conference on Recommender Systems*, RecSys '13, page 165–172, New York, NY, USA. Association for Computing Machinery.
- Oster, E. (2019). Unobservable selection and coefficient stability: Theory and evidence. *Journal of Business & Economic Statistics*, 37(2):187–204.
- Pennebaker, J. W., Boyd, R. L., Jordan, K., and Blackburn, K. (2015). The development and psychometric properties of liwc2015. Technical report.
- Pryzant, R., Card, D., Jurafsky, D., Veitch, V., and Sridhar, D. (2021). Causal effects of linguistic properties. In Toutanova, K., Rumshisky, A., Zettlemoyer, L., Hakkani-Tur, D., Beltagy, I., Bethard, S., Cotterell, R., Chakraborty, T., and Zhou, Y., editors, *Proceedings of the 2021 Conference of the North American Chapter of the Association for Computational Linguistics: Human Language Technologies*, pages 4095–4109, Online. Association for Computational Linguistics.
- Robins, J. M., Rotnitzky, A., and Ping Zhao, L. (1994). Estimation of Regression Coefficients When Some Regressors are not Always Observed. *Journal of the American Statistical Association*, 89(427):846–866.
- Song, K., Tan, X., Qin, T., Lu, J., and Liu, T.-Y. (2020). MpNet: Masked and permuted pre-training for language understanding. In Larochelle, H., Ranzato, M., Hadsell, R., Balcan, M., and Lin, H., editors, *Advances in Neural Information Processing*

*Systems*, volume 33, pages 16857–16867. Curran Associates, Inc.

# Isolated Causal Effects of Natural Language: Supplementary Materials

---

## 1 DERIVATIONS AND PROOFS

### 1.1 ATE and ATT

#### 1.1.1 Identifying the estimand

*Proof.* Equivalence of  $\tau_{DR}$  and  $\tau^*$ .

We have  $X \sim P$ ,  $Y \sim P_y$ ,  $D = (X, Y)$ , and  $X^*$  where  $a^c(X^*) \sim P^*$ . Because we set the value of  $a(X^*)$ , we use the notation  $X^* \sim P^*$  and  $a^c(X^*) \sim P^*$  interchangeably. In principle, text comes from a finite sample space, so we use summations and probability mass functions to describe it.

We want to show the following:

$$\begin{aligned} \tau_{DR} &= \mathbb{E}_D [\gamma(a(X), a^c(X))(Y - g(a(X), a^c(X)))] + E_{X^* \sim P^*} [g(1, a^c(X^*)) - g(0, a^c(X^*))] \\ &= \mathbb{E}_{Y(\cdot) \sim \mathcal{G}} [\mathbb{E}_{a^c(X^*) \sim P^*} [Y(a(X) = 1, a^c(X^*)) - Y(a(X) = 0, a^c(X^*))]] \\ &= \tau^* \end{aligned}$$

First, notice

$$\begin{aligned} \gamma(a', a^c(X)) &= \frac{(2a' - 1)P^*(a^c(X))}{P(a(X) = a' | a^c(X))P(a^c(X))} \\ &= \frac{(2a' - 1)P^*(a^c(X))P(a(X) = a')}{P(a(X) = a' | a^c(X))P(a^c(X))P(a(X) = a')} \\ &= \frac{(2a' - 1)P^*(a^c(X))}{P(a^c(X) | a(X) = a')P(a(X) = a')} \\ &= \frac{(2a' - 1)P^*(a^c(X))}{P(a^c(X), a(X) = a')} \\ &= \begin{cases} \frac{P^*(a^c(X))}{P(a^c(X), a(X)=1)} & \text{if } a' = 1 \\ -\frac{P^*(a^c(X))}{P(a^c(X), a(X)=0)} & \text{if } a' = 0 \end{cases} \end{aligned}$$

Now consider the first term of  $\tau_{DR}$ :

$$\begin{aligned} \mathbb{E}_D [\gamma(a(X), a^c(X))(Y - g(a(X), a^c(X)))] &= \mathbb{E}_{Y(\cdot) \sim \mathcal{G}} [\mathbb{E}_X [\gamma(a(X), a^c(X))(Y - g(a(X), a^c(X)))] \\ &= \mathbb{E}_{Y(\cdot) \sim \mathcal{G}} \left[ \mathbb{E}_X \left[ \frac{P^*(a^c(X))}{P(a^c(X), a(X) = 1)} (Y - g(1, a^c(X))) \mathbb{1}\{a(X) = 1\} \right. \right. \\ &\quad \left. \left. - \frac{P^*(a^c(X))}{P(a^c(X), a(X) = 0)} (Y - g(0, a^c(X))) \mathbb{1}\{a(X) = 0\} \right] \right] \\ &= \mathbb{E}_{Y(\cdot) \sim \mathcal{G}} \left[ \mathbb{E}_X \left[ \frac{P^*(a^c(X))}{P(a^c(X), a(X) = 1)} (Y - g(1, a^c(X))) \mathbb{1}\{a(X) = 1\} \right] \right] \end{aligned}$$

$$- \mathbb{E}_{Y(\cdot) \sim \mathcal{G}} \left[ \mathbb{E}_X \left[ \frac{P^*(a^c(X))}{P(a^c(X), a(X) = 0)} (Y - g(0, a^c(X))) \mathbb{1}\{a(X) = 0\} \right] \right]$$

Now we can rewrite

$$\begin{aligned} & \mathbb{E}_{Y(\cdot) \sim \mathcal{G}} \left[ \mathbb{E}_X \left[ \frac{P^*(a^c(X))}{P(a^c(X), a(X) = a')} (Y - g(a', a^c(X))) \mathbb{1}\{a(X) = a'\} \right] \right] \\ &= \mathbb{E}_{Y(\cdot) \sim \mathcal{G}} \left[ \mathbb{E}_X \left[ \sum_{x \in \mathcal{X}} \frac{P^*(a^c(x))}{P(a^c(x), a(x) = a')} (Y(a', a^c(x)) - g(a', a^c(x))) \mathbb{1}\{a(x) = a'\} \mathbb{1}\{a^c(X) = a^c(x), a(X) = a(x)\} \right] \right] \\ &= \mathbb{E}_{Y(\cdot) \sim \mathcal{G}} \left[ \sum_{x \in \mathcal{X}} \frac{P^*(a^c(x))}{P(a^c(x), a(x) = a')} (Y(a', a^c(x)) - g(a', a^c(x))) \mathbb{E}_X [\mathbb{1}\{a(x) = a'\} \mathbb{1}\{a^c(X) = a^c(x), a(X) = a(x)\}] \right] \\ &= \mathbb{E}_{Y(\cdot) \sim \mathcal{G}} \left[ \sum_{x \in \mathcal{X}} \frac{P^*(a^c(x))}{P(a^c(x), a(x) = a')} (Y(a', a^c(x)) - g(a', a^c(x))) P(a^c(x), a(x) = a') \right] \\ &= \mathbb{E}_{Y(\cdot) \sim \mathcal{G}} \left[ \sum_{x \in \mathcal{X}} P^*(a^c(x)) (Y(a', a^c(x)) - g(a', a^c(x))) \right] \\ &= \mathbb{E}_{Y(\cdot) \sim \mathcal{G}} [\mathbb{E}_{X^*} [Y(a', a^c(X^*)) - g(a', a^c(X^*))]] \\ &= E_{X^*} [\mathbb{E}_{Y(\cdot) \sim \mathcal{G}} [Y(a', a^c(X^*)) - \mathbb{E}_{Y(\cdot) \sim \mathcal{G}} [Y(a', a^c(X^*))]]] \\ &= 0 \end{aligned}$$

Then consider the second term of  $\tau_{DR}$ :

$$\begin{aligned} E_{X^* \sim P^*} [g(1, a^c(X^*)) - g(0, a^c(X^*))] &= E_{X^* \sim P^*} [E_{Y(\cdot) \sim \mathcal{G}} [Y(1, a^c(X^*))] - E_{Y(\cdot) \sim \mathcal{G}} [Y(0, a^c(X^*))]] \\ &= E_{a^c(X^*) \sim P^*} [E_{Y(\cdot) \sim \mathcal{G}} [Y(1, a^c(X^*)) - Y(0, a^c(X^*))]] \end{aligned}$$

Then putting everything together,

$$\tau_{DR} = 0 - 0 + E_{Y(\cdot) \sim \mathcal{G}} [E_{a^c(X^*) \sim P^*} [Y(1, a^c(X^*)) - Y(0, a^c(X^*))]] = \tau^*$$

□

### 1.1.2 $\gamma$ for two special cases

(1) IATE: With  $P^*(a^c(X)) = P(a^c(X))$ , we can rewrite  $\gamma$ :

$$\begin{aligned} \gamma(a', a^c(X)) &= \frac{(2a' - 1)P^*(a^c(X))}{P(a^c(X))P(a(X) = a' | a^c(X))} \\ &= \frac{(2a' - 1)P(a^c(X))}{P(a^c(X))P(a(X) = a' | a^c(X))} \\ &= \frac{2a' - 1}{P(a(X) = a' | a^c(X))} \end{aligned}$$

(2) IATT: Likewise, with  $P^*(a^c(X)) = P(a^c(X) | a(X) = 1)$ , we can rewrite  $\gamma$ :

$$\begin{aligned} \gamma(1, a^c(X)) &= \frac{P^*(a^c(X))}{P(a^c(X))P(a(X) = 1 | a^c(X))} \\ &= \frac{P(a^c(X) | a(X) = 1)}{P(a^c(X))P(a(X) = 1 | a^c(X))} \\ &= \frac{P(a(X) = 1 | a^c(X))P(a^c(X))}{P(a(X) = 1)P(a^c(X))P(a(X) = 1 | a^c(X))} \end{aligned}$$

$$\begin{aligned}
 &= \frac{1}{P(a(X) = 1)} \\
 \gamma(0, a^c(X)) &= -\frac{P^*(a^c(X))}{P(a^c(X))P(a(X) = 0|a^c(X))} \\
 &= -\frac{P(a^c(X)|a(X) = 1)}{P(a^c(X))P(a(X) = 0|a^c(X))} \\
 &= -\frac{P(a(X) = 1|a^c(X))P(a^c(X))}{P(a(X) = 1)P(a^c(X))P(a(X) = 0|a^c(X))} \\
 &= -\frac{P(a(X) = 1|a^c(X))}{P(a(X) = 0|a^c(X))P(a(X) = 1)} \\
 \gamma(a', a^c(X)) &= \frac{a'}{P(a(X) = 1)} - \frac{(1 - a')P(a(X) = 1|a^c(X))}{P(a(X) = 0|a^c(X))P(a(X) = 1)}
 \end{aligned}$$

### 1.1.3 A general $P^*$

Rather than setting a specific  $P^*(a^c(X))$ , we can identify the isolated effect for any target distribution  $P^*$  for which we have a corpus  $T$ . Consider a corpus  $T$  where  $a^c(X)$  follows target distribution  $P^*$ , and a corpus  $S$  where  $a^c(X)$  follows the initial distribution  $P$ . Let  $C$  be a random variable that indicates which corpus a text comes from.

Then we notice that:

- $P^*(a^c(X))$  can be equivalently written as  $P(a^c(X)|C = T)$ .
- $P(a^c(X))$  can be equivalently written as  $P(a^c(X)|C = S)$ .

Then we have

$$\begin{aligned}
 \gamma(a', a^c(X)) &= \frac{P^*(a^c(X))}{P(a^c(X))P(a(X) = a'|a^c(X))} \\
 &= \frac{P(a^c(X)|C = T)}{P(a^c(X)|C = S)P(a(X) = a'|a^c(X), C = S)} \\
 &= \frac{P(C = T|a^c(X))P(a^c(X))P(C = S)}{P(C = T)P(C = S|a^c(X))P(a^c(X))P(a(X) = a'|a^c(X), C = S)} \\
 &= \frac{P(C = S)}{P(C = T)} \times \frac{P(C = T|a^c(X))}{P(C = S|a^c(X))} \times \frac{1}{P(a(X) = a'|a^c(X), C = S)}
 \end{aligned}$$

All quantities are easily estimated:  $P(C = S)$ ,  $P(C = T)$  from sample proportions;  $P(C = T|a^c(X))$  and  $P(C = S|a^c(X))$  from a classifier trained on both corpora that predicts  $C$  given  $a^c(X)$  as features; and  $P(a(X) = a'|a^c(X), C = S)$  from a classifier trained on corpus  $S$  that predicts  $a(X)$  given  $a^c(X)$  as features.

### 1.1.4 Unbiasedness of $\hat{\tau}_{DR}$ given one correct model

*Proof.*  $\mathbb{E}_{Y \sim P_y}[\mathbb{E}_{X, X^*}[\hat{\tau}_{DR}]] = \tau^*$  when either  $\hat{\gamma}(a', a_s^c(X)) = \gamma(a', a^c(X))$  or  $\hat{g}(a', a_s^c(X)) = g(a', a^c(X))$ .

Consider data  $D = (X_i, Y_i)$ ,  $X_i \sim P$  and  $Y_i \sim P_y$ ; and  $X_j \sim P^*$  ( $i \in [n], j \in [m]$ ).

First, we rewrite:

$$\begin{aligned}
 \mathbb{E}_{Y \sim P_y}[\mathbb{E}_{X, X^*}[\hat{\tau}_{DR}]] &= \mathbb{E}_{Y \sim P_y} \left[ \mathbb{E}_{X, X^*} \left[ \frac{1}{m} \sum_{j=1}^m \left[ \hat{g}(1, a_s^c(X_j^*)) - \hat{g}(0, a_s^c(X_j^*)) \right] + \frac{1}{n} \sum_{i=1}^n \hat{\gamma}(a(X_i), a_s^c(X_i))(Y_i - \hat{g}(a(X_i), a_s^c(X_i))) \right] \right] \\
 &= \frac{1}{m} \sum_{j=1}^m \mathbb{E}_{Y \sim P_y}[\mathbb{E}_{X^*}[\hat{g}(1, a_s^c(X_j^*)) - \hat{g}(0, a_s^c(X_j^*))]] + \frac{1}{n} \sum_{i=1}^n \mathbb{E}_{Y \sim P_y}[\mathbb{E}_X[\hat{\gamma}(a(X_i), a_s^c(X_i))(Y_i - \hat{g}(a(X_i), a_s^c(X_i)))]
 \end{aligned}$$

$$\begin{aligned}
 &= \frac{1}{m} \sum_{j=1}^m \mathbb{E}_{X^*} [\widehat{g}(1, a_s^c(X_j^*)) - \widehat{g}(0, a_s^c(X_j^*))] + \frac{1}{n} \sum_{i=1}^n \mathbb{E}_{Y \sim P_y} [\mathbb{E}_X [\mathbb{1}\{a(X_i) = 1\} \widehat{\gamma}(1, a_s^c(X_i)) (Y_i - \widehat{g}(1, a_s^c(X_i))) \\
 &\quad + \mathbb{1}\{a(X_i) = 0\} \widehat{\gamma}(0, a_s^c(X_i)) (Y_i - \widehat{g}(0, a_s^c(X_i)))] \\
 &= \frac{1}{m} \sum_{j=1}^m \mathbb{E}_{X^*} [\widehat{g}(1, a_s^c(X_j^*))] + \frac{1}{n} \sum_{i=1}^n \mathbb{E}_{Y \sim P_y} \left[ \mathbb{E}_{X^*} \left[ \mathbb{1}\{a(X_i) = 1\} \frac{P^*(a^c(X_i))}{\widehat{P}(a_s^c(X_i), a(X_i) = 1)} (Y_i - \widehat{g}(1, a_s^c(X_i))) \right] \right] \\
 &\quad - \left( \frac{1}{m} \sum_{j=1}^m \mathbb{E}_{X^*} [\widehat{g}(0, a_s^c(X_j^*))] + \frac{1}{n} \sum_{i=1}^n \mathbb{E}_{Y \sim P_y} \left[ \mathbb{E}_{X^*} \left[ \mathbb{1}\{a(X_i) = 0\} \frac{P^*(a^c(X_i))}{\widehat{P}(a_s^c(X_i), a(X_i) = 0)} (Y_i - \widehat{g}(0, a_s^c(X_i))) \right] \right] \right)
 \end{aligned}$$

Case 1:  $\widehat{\gamma}(a', a_s^c(X)) = \gamma(a', a^c(X))$  (i.e.,  $\frac{P^*(a^c(X))}{\widehat{P}(a_s^c(X), a(X)=a')} = \frac{P^*(a^c(X))}{P(a^c(X), a(X)=a')}$ ).

First, we consider the IPW term:

$$\begin{aligned}
 &\frac{1}{n} \sum_{i=1}^n \mathbb{E}_{Y \sim P_y} \left[ \mathbb{E}_X \left[ \mathbb{1}\{a(X_i) = a'\} \frac{P^*(a^c(X_i))}{\widehat{P}(a_s^c(X_i), a(X_i) = a')} (Y_i - \widehat{g}(a', a_s^c(X_i))) \right] \right] \\
 &= \frac{1}{n} \sum_{i=1}^n \mathbb{E}_{Y \sim P_y} \left[ \mathbb{E}_X \left[ \mathbb{1}\{a(X_i) = a'\} \frac{P^*(a^c(X_i))}{P(a^c(X_i), a(X_i) = a')} (Y_i - \widehat{g}(a', a_s^c(X_i))) \right] \right] \\
 &= \mathbb{E}_{Y(\cdot) \sim \mathcal{G}} \left[ \mathbb{E}_X \left[ \sum_{x \in \mathcal{X}} \frac{P^*(a^c(x))}{P(a^c(x), a(x) = a')} (Y(a', a^c(x)) - \widehat{g}(a', a_s^c(x))) \mathbb{1}\{a(x) = a'\} \mathbb{1}\{a^c(X) = a^c(x), a(X) = a(x)\} \right] \right] \\
 &= \mathbb{E}_{Y(\cdot) \sim \mathcal{G}} [E_{X^*} [Y(a', a^c(X^*)) - \widehat{g}(a', a_s^c(X^*))]] \quad (\text{following } \tau_{DR} \text{ identification}) \\
 &= \mathbb{E}_{Y(\cdot) \sim \mathcal{G}} [E_{X^*} [Y(a', a^c(X^*))]] - \mathbb{E}_{Y(\cdot) \sim \mathcal{G}} [E_{X^*} [\widehat{g}(a', a_s^c(X^*))]] \\
 &= \mathbb{E}_{Y(\cdot) \sim \mathcal{G}} [E_{X^*} [Y(a', a^c(X^*))]] - E_{X^*} [\widehat{g}(a', a_s^c(X^*))]
 \end{aligned}$$

Next, we can rewrite the outcome modeling term:

$$\begin{aligned}
 \frac{1}{m} \sum_{j=1}^m \mathbb{E}_{X^*} [\widehat{g}(a', a_s^c(X_j^*))] &= \mathbb{E}_{X^*} \left[ \sum_{x \in \mathcal{X}} \widehat{g}(a', a_s^c(x)) \mathbb{1}\{a^c(X^*) = a^c(x)\} \right] \\
 &= \sum_{x \in \mathcal{X}} \widehat{g}(a', a_s^c(x)) \mathbb{E}_{X^*} [\mathbb{1}\{a^c(X^*) = a^c(x)\}] \\
 &= \sum_{x \in \mathcal{X}} \widehat{g}(a', a_s^c(x)) P^*(a^c(x)) \\
 &= E_{X^*} [\widehat{g}(a', a_s^c(X^*))]
 \end{aligned}$$

So now we have

$$\begin{aligned}
 \mathbb{E}_{Y \sim P_y} [\mathbb{E}_{X, X^*} [\widehat{\tau}_{DR}]] &= E_{X^*} [\widehat{g}(1, a_s^c(X^*))] + \mathbb{E}_{Y(\cdot) \sim \mathcal{G}} [E_{X^*} [Y(1, a^c(X^*))]] - E_{X^*} [\widehat{g}(1, a_s^c(X^*))] \\
 &\quad - (E_{X^*} [\widehat{g}(0, a_s^c(X^*))] + \mathbb{E}_{Y(\cdot) \sim \mathcal{G}} [E_{X^*} [Y(0, a^c(X^*))]] - E_{X^*} [\widehat{g}(0, a_s^c(X^*))]) \\
 &= \mathbb{E}_{Y(\cdot) \sim \mathcal{G}} [E_{X^*} [Y(1, a^c(X^*))]] - \mathbb{E}_{Y(\cdot) \sim \mathcal{G}} [E_{X^*} [Y(0, a^c(X^*))]] \\
 &= \mathbb{E}_{Y(\cdot) \sim \mathcal{G}} [E_{a^c(X^*) \sim P^*} [Y(1, a^c(X^*)) - Y(0, a^c(X^*))]] \\
 &= \tau^*
 \end{aligned}$$

Case 2:  $\widehat{g}(a', a_s^c(X)) = g(a', a^c(X))$ .

Again, we consider the IPW term:

$$\begin{aligned}
 &\frac{1}{n} \sum_{i=1}^n \mathbb{E}_{Y \sim P_y} \left[ \mathbb{E}_X \left[ \mathbb{1}\{a(X_i) = a'\} \frac{P^*(a^c(X_i))}{\widehat{P}(a_s^c(X_i), a(X_i) = a')} (Y_i - \widehat{g}(a', a_s^c(X_i))) \right] \right] \\
 &= \frac{1}{n} \sum_{i=1}^n \mathbb{E}_{Y \sim P_y} \left[ \mathbb{E}_X \left[ \mathbb{1}\{a(X_i) = a'\} \frac{P^*(a^c(X_i))}{\widehat{P}(a_s^c(X_i), a(X_i) = a')} (Y_i - g(a', a^c(X_i))) \right] \right]
 \end{aligned}$$

$$\begin{aligned}
 &= \mathbb{E}_{Y(\cdot) \sim \mathcal{G}} \left[ \mathbb{E}_X \left[ \sum_{x \in \mathcal{X}} \mathbb{1}\{a(x) = a'\} \frac{P^*(a^c(x))}{\widehat{P}(a_s^c(x), a(x) = a')} (Y(a', a^c(x)) - g(a', a^c(x))) \mathbb{1}\{a^c(X) = a^c(x), a(X) = a(x)\} \right] \right] \\
 &= \mathbb{E}_{Y(\cdot) \sim \mathcal{G}} \left[ \sum_{x \in \mathcal{X}} \frac{P^*(a^c(x))}{\widehat{P}(a_s^c(x), a(x) = a')} (Y(a', a^c(x)) - g(a', a^c(x))) \mathbb{E}_X [\mathbb{1}\{a(x) = a'\} \mathbb{1}\{a^c(X) = a^c(x), a(X) = a(x)\}] \right] \\
 &= \mathbb{E}_{Y(\cdot) \sim \mathcal{G}} \left[ \sum_{x \in \mathcal{X}} P(a^c(x), a(x) = a') \frac{P^*(a^c(x))}{\widehat{P}(a_s^c(x), a(x) = a')} (Y(a', a^c(x)) - g(a', a^c(X_i))) \right] \\
 &= \sum_{x \in \mathcal{X}} P(a^c(x), a(x) = a') \frac{P^*(a^c(x))}{\widehat{P}(a_s^c(x), a(x) = a')} \mathbb{E}_{Y(\cdot) \sim \mathcal{G}} [Y(a', a^c(x)) - g(a', a^c(X_i))] \\
 &= \sum_{x \in \mathcal{X}} P(a^c(x), a(x) = a') \frac{P^*(a^c(x))}{\widehat{P}(a_s^c(x), a(x) = a')} \mathbb{E}_{Y(\cdot) \sim \mathcal{G}} [Y(a', a^c(x)) - \mathbb{E}_{Y(\cdot) \sim \mathcal{G}} [Y(a', a^c(x))]] \\
 &= \sum_{x \in \mathcal{X}} P(a^c(x), a(x) = a') \frac{P^*(a^c(x))}{\widehat{P}(a_s^c(x), a(x) = a')} \cdot 0 \\
 &= 0
 \end{aligned}$$

Now looking at the outcome modeling term,

$$\begin{aligned}
 \frac{1}{m} \sum_{j=1}^m \mathbb{E}_{X^*} [\widehat{g}(a', a_s^c(X_j^*))] &= \frac{1}{m} \sum_{j=1}^m \mathbb{E}_{X^*} [g(a', a^c(X_j^*))] \\
 &= \mathbb{E}_{X^*} \left[ \sum_{x \in \mathcal{X}} g(a', a^c(x)) \mathbb{1}\{a^c(X^*) = a^c(x)\} \right] \\
 &= \sum_{x \in \mathcal{X}} g(a', a^c(x)) \mathbb{E}_{X^*} [\mathbb{1}\{a^c(X^*) = a^c(x)\}] \\
 &= \sum_{x \in \mathcal{X}} P^*(a^c(x)) g(a', a^c(x)) \\
 &= \mathbb{E}_{a^c(X^*) \sim P^*} [g(a', a^c(X^*))] \\
 &= \mathbb{E}_{a^c(X^*) \sim P^*} [\mathbb{E}_{Y(\cdot) \sim \mathcal{G}} [Y(a', a^c(X^*))]]
 \end{aligned}$$

So now we have

$$\begin{aligned}
 \mathbb{E}_{Y \sim P_y} [\mathbb{E}_{X, X^*} [\widehat{\tau}_{DR}]] &= \mathbb{E}_{Y(\cdot) \sim \mathcal{G}} [\mathbb{E}_{a^c(X^*) \sim P^*} [Y(1, a^c(X^*))]] + 0 - (\mathbb{E}_{Y(\cdot) \sim \mathcal{G}} [\mathbb{E}_{a^c(X^*) \sim P^*} [Y(0, a^c(X^*))]] + 0) \\
 &= \mathbb{E}_{Y(\cdot) \sim \mathcal{G}} [\mathbb{E}_{a^c(X^*) \sim P^*} [Y(1, a^c(X^*)) - Y(0, a^c(X^*))]] \\
 &= \tau^*
 \end{aligned}$$

□

### 1.1.5 Confidence intervals for $\widehat{\tau}_{DR}$

Consider data  $(\widetilde{X}_1, \dots, \widetilde{X}_k) = (X_1, \dots, X_n, X_1^*, \dots, X_m^*)$ ,  $(\widetilde{Y}_1, \dots, \widetilde{Y}_k) = (Y_1, \dots, Y_n, 0, \dots, 0)$ . Then following standard procedures for doubly robust estimators (Kennedy, 2023), the estimator for the closed-form variance of  $\widehat{\tau}_{DR}$  is derived from the influence function as follows.

$$\begin{aligned}
 \widehat{\text{Var}}(\widehat{\tau}_{DR}) &= \frac{1}{n+m} \sum_{k=1}^{n+m} \left( \mathbb{1}\{k > n\} (\widehat{g}(1, a_s^c(\widetilde{X}_k)) - \widehat{g}(0, a_s^c(\widetilde{X}_k))) \frac{n+m}{m} \right. \\
 &\quad \left. + \mathbb{1}\{k \leq n\} \widehat{\gamma}(a(\widetilde{X}_k), a^c(\widetilde{X}_k)) (\widetilde{Y}_k - \widehat{g}(a(\widetilde{X}_k), a^c(\widetilde{X}_k))) \frac{n+m}{n} - \widehat{\tau}_{DR} \right)^2
 \end{aligned}$$

For the IATE case, we set  $P^*(a^c(X)) = P(a^c(X))$ , meaning there is no external  $X^*$ . Instead, the outcome modeling term is also computed over  $i \in [n]$ , giving the variance:

$$\widehat{\text{Var}}(\widehat{\tau}_{DR}) = \frac{1}{n} \sum_{i=1}^n \left( \widehat{g}(1, a_s^c(X_i)) - \widehat{g}(0, a_s^c(X_i)) + \frac{2a(X_i) - 1}{P(a(X_i)|a^c(X_i))} (Y_i - \widehat{g}(a(X_i), a^c(X_i))) - \widehat{\tau}_{DR} \right)^2$$

For the IATT case, we set  $P^*(a^c(X)) = P(a^c(X)|a(X) = 1)$ , so that there is again no external  $X^*$ . Instead, the outcome modeling term is computed over the subset of  $i \in [n]$  where  $a(X_i) = 1$ :

$$\begin{aligned} \widehat{\text{Var}}(\widehat{\tau}_{DR}) &= \frac{1}{n} \sum_{i=1}^n \left( \frac{\mathbb{1}\{a(X_i) = 1\}}{P(a(X_i) = 1)} (\widehat{g}(1, a_s^c(X_i)) - \widehat{g}(0, a_s^c(X_i))) \right. \\ &\quad \left. + \left( \frac{a(X_i)}{P(a(X_i) = 1)} - \frac{(1 - a(X_i))P(a(X_i) = 1|a^c(X_i))}{P(a(X_i) = 0|a^c(X_i))P(a(X_i) = 1)} \right) (Y_i - \widehat{g}(a(X_i), a^c(X_i))) - \widehat{\tau}_{DR} \right)^2 \end{aligned}$$

Asymptotic normality is established using the CLT (Kennedy, 2023):

$$\frac{\widehat{\tau}_{DR} - \tau^*}{\sqrt{\widehat{\text{Var}}(\widehat{\tau}_{DR})}} \rightarrow N(0, 1)$$

which gives us the following confidence intervals:

$$\left( \widehat{\tau}_{DR} - z_{\alpha/2} \sqrt{\widehat{\text{Var}}(\widehat{\tau}_{DR})}, \widehat{\tau}_{DR} + z_{\alpha/2} \sqrt{\widehat{\text{Var}}(\widehat{\tau}_{DR})} \right)$$

## 1.2 OVB metrics

Following Chernozhukov et al. (2024), we can define a “short” version of our isolated effect estimand as the difference between  $g(1, \cdot) - g(0, \cdot)$  where we use the “short” representation of the non-focal language,  $a_s^c(X)$ , in place of the true representation  $a^c(X^*)$ :

$$\tau_s^* = \mathbb{E}_{a_s^c(X^*) \sim P^*} [g(1, a_s^c(X^*)) - g(0, a_s^c(X^*))]$$

Using the proof in Appendix 1.1.1, we also have that

$$\tau_s^* = \tau_{DR_s} = \mathbb{E}_{X^* \sim P^*} [g(1, a_s^c(X^*)) - g(0, a_s^c(X^*))] + \mathbb{E}_D [\gamma(a(X), a_s^c(X)) (Y - g(a(X), a_s^c(X)))].$$

This allows us to align our estimand with Chernozhukov et al. (2024), where  $g_s$  is the short outcome model ( $g(a', a_s^c(X))$  in our setting) and  $\alpha_s$  are the short Riesz representer weights ( $\gamma(a', a_s^c(X))$  in our setting). Then it follows directly that:

$$\begin{aligned} \sigma^2 &= E_P[(Y - g_s)^2] \\ &= E_P[(Y - g(a(X), a_s^c(X)))^2] \end{aligned}$$

$$\begin{aligned} \nu^2 &= E_P[\alpha_s^2] \\ &= E_P[\gamma(a(X), a_s^c(X))^2] \\ &= 2E_{P^*}[\gamma(1, a_s^c(X^*)) - \gamma(0, a_s^c(X^*))] - E_P[\gamma(a(X), a_s^c(X))^2] \end{aligned}$$

## 1.3 OVB estimators

Following the procedure in Chernozhukov et al. (2024), we construct debiased estimators for  $\sigma^2$  and  $\nu^2$ .



$$\hat{\sigma}^2 = \sum_{i=1}^n (Y_i - \hat{g}(a(X_i), a_s^c(X_i)))^2$$

$$\hat{\nu}^2 = \frac{2}{m} \sum_{j=1}^m (\hat{\gamma}(1, a_s^c(X_j^*)) - \hat{\gamma}(0, a_s^c(X_j^*))) - \frac{1}{n} \sum_{i=1}^n \hat{\gamma}(a(X_i), a_s^c(X_i))^2$$

Then the OVB bounds  $(\hat{\tau}_{DR}^-, \hat{\tau}_{DR}^+)$  on the isolated effect estimate are:

$$\hat{\tau}_{DR}^-(C_Y, C_D), \hat{\tau}_{DR}^+(C_Y, C_D) = \hat{\tau}_{DR} \pm \sqrt{\hat{\sigma}^2 \hat{\nu}^2} C_Y C_D$$

## 2 ADDITIONAL RESULTS

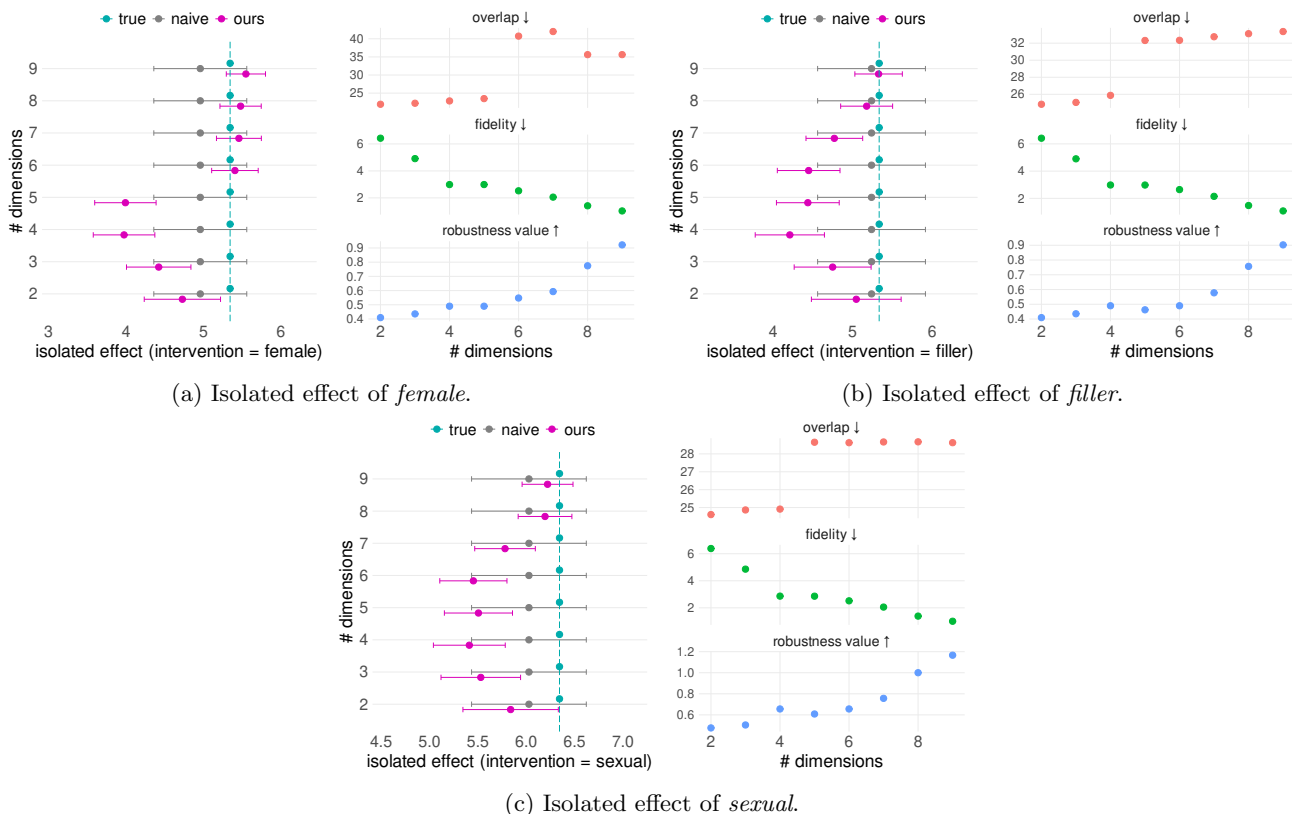


Figure 5: Isolated causal effects of linguistic attributes on helpfulness in the Amazon dataset. Error bars correspond to 95% confidence intervals.

In this section, we provide and discuss isolated effect estimates for additional interventions on the Amazon dataset (Figure 5). As is the case for the results in the main paper, we see here that as the dimensionality of  $a_s^c(X)$  increases, fidelity improves (i.e., the fidelity metric decreases) while overlap becomes worse (i.e., the overlap metric increases).<sup>3</sup> The robustness value suggests overall improvement with increasing dimensionality, though we again note that this may not be the case for some datasets where overlap violations outweigh fidelity improvements.

Interestingly, for all three interventions, we observe that as the number of dimensions increases from 2 to around 5, the isolated effect estimates do not move closer to the ground truth (the point estimates actually move farther,

<sup>3</sup>The last couple of dimensions for *female* are an exception to this, where overlap slightly improves—this may be by chance due to better regularization in the classifier models.

but their confidence intervals suggest that this is not statistically significant). Only after 5 dimensions does the proximity of the estimates to the ground truth increase with dimensionality. We observe this to be the case for the *netspeak* intervention shown in the main paper as well. We speculate that this may be due to the way in which the  $n$ -dimensional non-focal language representations are constructed. The  $n$ -dimensional  $a_s^c(X)$  representation is always the *same*  $n$  lexical categories rather than a random sample of  $n$  out of the 9 categories. Therefore, it is possible that the specific additional categories included in the 3- to 5-dimensional representations do not provide much additional information about the outcome, explaining the behavior of the estimates.

### 3 EXPERIMENTS

#### 3.1 Data

	Samples per fold	# folds	License
Amazon	1,000	5	Unknown
SvT	1,012	5	Unknown

Table 1: Composition of data splits and licensing information.

#### 3.2 Language representation implementation

	Language	Library	Version
LIWC	Python	<code>liwc</code>	0.5.0
Empath	Python	<code>empath</code>	0.89
MPNet embedding	Python	HuggingFace <code>sentence-transformers</code> ( <code>all-mpnet-base-v2</code> )	2.2.2
SenteCon	Python	<code>sentecon</code>	0.1.9
GPT-3.5 prompting	-	-	-

Table 2: Technical details for language representation implementations.

To implement our lexicons, we use the third-party `liwc` Python library and the `empath` library released by its creators. MPNet embeddings are obtained via the HuggingFace `sentence-transformers` library using the pre-trained model `all-mpnet-base-v2`. SenteCon-LIWC and SenteCon-Empath representations are obtained using the `sentecon` library released by its creators. Finally, LLM (GPT-3.5) prompting covariates are taken directly from the SvT dataset released by Dhawan et al. (2024). Additional technical details are provided in Table 2.

#### 3.3 Model details and hyperparameters

All outcome models and  $a(X)$  classifiers are implemented using the `scikit-learn` Python library (version 1.3.0). Gradient boosting models use a `subsample` proportion of 0.7, i.e., 70% of training samples are used to fit the individual base learners.

Logistic and linear regression models are optimized for  $L_1$  ratio over the range [0.0, 0.1, 0.5, 0.7, 0.9, 0.95, 0.99, 1.0], where 1.0 corresponds to  $L_1$  penalty only and 0.0 corresponds to  $L_2$  penalty only. Logistic regression models are further tuned for  $C$  (inverse regularization strength) over the following search space: [0.001, 0.01, 0.1, 1.0, 10, 100]. For all interventions, the optimal hyperparameters are a linear regression  $L_1$  ratio of 0.5, logistic regression  $L_1$  ratio of 0.0, and  $C$  of 0.001.

Additionally, the naive estimator is computed formally as follows:

$$\hat{\tau}_{\text{naive}} = \frac{1}{n} \sum_{i=1}^n (a(X_i)Y_i - (1 - a(X_i))Y_i)$$

### 3.4 OVB lower bound analysis (computing $C_Y$ and $C_D$ )

Here, we describe our method for computing the explanatory power lost by omitting information from our SenteCon-Empath non-focal language representation.

First, let  $a_s^c(X)_{SE}$  denote the “full” SenteCon-Empath representation (i.e., containing all lexical categories and representing the unmasked text). Now let  $a_s^c(X)_{SE-}$  denote a SenteCon-Empath representation with omitted information.

Then following Chernozhukov et al. (2024), the explanatory power lost from this omitted information can be computed explicitly as  $C_Y$  and  $C_D$ :

$$C_Y = \sqrt{\frac{\mathbb{E}_D[(g(a(X), a_s^c(X)_{SE}) - g(a(X), a_s^c(X)_{SE-}))^2]}{\mathbb{E}_D[(Y - g(a(X), a_s^c(X)_{SE-}))^2]}}$$

$$C_D = \sqrt{\frac{\mathbb{E}_D[\gamma(a(X), a_s^c(X)_{SE})^2] - \mathbb{E}_D[\gamma(a(X), a_s^c(X)_{SE-})^2]}{\mathbb{E}_D[\gamma(a(X), a_s^c(X)_{SE-})^2]}}$$

We construct representations  $a_s^c(X)_{SE-}$  in which each of the labeled lexical categories (**movement**, **science**, **exercise**, and **healing**) is omitted, as well as a representation of the masked text. We then fit outcome models and  $a(X)$  classifiers using each  $a_s^c(X)_{SE-}$ , following the same model fitting methodology described in the main paper, and obtain  $g(a(X), a_s^c(X)_{SE-})$  and  $\gamma(a(X), a_s^c(X)_{SE-})$ . These are used to compute  $C_Y$  and  $C_D$  over  $D$ .

### 3.5 Computing resources

All experiments were conducted on consumer-level machines. Experiments involving language models, such as those with MPNet and SenteCon embeddings, were conducted using consumer-level NVIDIA GPUs.