

sPHENIX Highlights: First Results from sPHENIX at RHIC

Rachid Nouicer^{1,*} (for the sPHENIX Collaboration)

¹Physics Department, Brookhaven National Laboratory, Upton, New York 11973, United States

Abstract. First results from the sPHENIX experiment on the $\pi^0 v_2$ and $dE_T/d\eta$ in Au+Au collisions at $\sqrt{s_{NN}} = 200$ GeV using detector commissioning data during the RHIC 2023 Run are presented. These results are shown across a large centrality range, and compared to previous PHENIX and STAR results. These measurements demonstrate the sPHENIX capabilities towards accomplishing the sPHENIX jet physics program. From the ongoing RHIC 2024 Run, $p + p$ collisions at $\sqrt{s} = 200$ GeV, a first glimpse of the measurements K_S^0 and Λ^0 obtained by the sPHENIX Time Projection Chamber (TPC) detector are shown.

1 Introduction

sPHENIX is a new experiment currently operating at the Relativistic Heavy Ion Collider (RHIC) at Brookhaven National Laboratory (BNL). The sPHENIX detector was commissioned and took first Au + Au data during the RHIC 2023 Run [1, 2]. The sPHENIX experiment provides state-of-art capabilities for studies of the strongly interacting quark-gluon plasma using jet and heavy-flavor observables. The goal of sPHENIX is to understand the microscopic structure of the plasma and reveal how its strongly interacting nature arises from the underlying interactions of quarks and gluons described by quantum chromodynamics [3].

This paper presents first sPHENIX measurements on the $\pi^0 v_2$ and $dE_T/d\eta$ in Au+Au collisions at $\sqrt{s_{NN}} = 200$ GeV obtained during detector commissioning in the RHIC 2023 Run. In addition, a first look at the K_S^0 and Λ^0 measured by the sPHENIX TPC in $p + p$ collisions at $\sqrt{s} = 200$ GeV from the ongoing RHIC 2024 Run are presented.

2 sPHENIX Detector

The sPHENIX detector is a cylindrical spectrometer covering $|\eta| \leq 1.1$ and the full azimuth. Figure 1 shows a schematic of the sPHENIX detector components during RHIC 2023 and 2024 Runs. It uses the former 1.4 Tesla BaBar superconducting solenoid magnet to contain an inner tracking system followed by electromagnetic and hadronic calorimeters. The sPHENIX subdetectors are as follows.

1) Tracking system: the tracking system from inside-out radially consists of three components:

- **MAPS Vertex Tracker (MVTX):** the MVTX sensors are a Monolithic Active Pixel Sensors with pixel pitch of $27 \mu\text{m}$. It is a copy of the inner three layers of the ALICE Inner Tracking System (ITS) with layers at radial positions of 2.5, 3.2, and 4.0 cm. The MVTX three-layer silicon pixel detector are located just outside the sPHENIX beryllium beam-pipe. The MVTX measures the collision vertex, the displaced vertex of charged tracks, and contributes to the overall tracking resolution of sPHENIX.

*e-mail: nouicer@bnl.gov


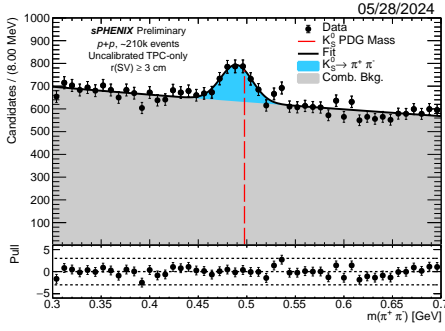


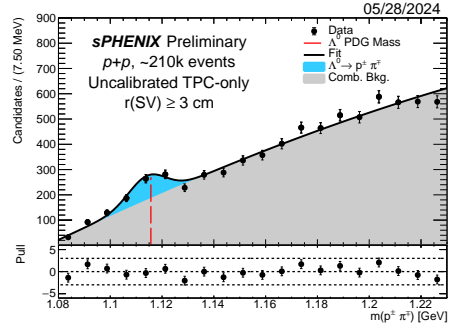
Figure 1. A Schematic of side view of the sPHENIX detector during RHIC 2023 and 2024 Runs.

- **Silicon Strip INtermediate Tracker (INTT):** the INTT is a silicon strip detector with strip pitch $78 \mu\text{m}$ in ϕ , consisting of two hermetic cylindrical barrels. The INTT plays key roles in the sPHENIX experiment; 1) it provides seeds and enhances the resolution of the track reconstruction of the charged particles, and 2) it has 60 ns time resolution allowing it to read out collision data from each single RHIC beam bunch crossing and suppress event pileup background.
- **Time Projection Chamber (TPC):** the TPC is a compact cylindrical tracking detector, 2.1 m in length with an outer radius of 80 cm and a total gas volume of $\approx 4 \text{ m}^3$. The TPC operates with an Ar-CF₄-Isobutane 75/20/5 gas mixture. The TPC field cage is constructed from carbon fiber/honeycomb for mechanical strength and use 18 layers of 3 mil kapton to insulate high voltage (45 kV) from ground. The device is read out on each end with quad-GEM modules each containing four layers of GEM foils plus a cathode pad plane. There are 36 quad-GEM modules on each end of the TPC. The TPC makes high precision measurements (space point resolution $< 200 \mu\text{m}$) of the momenta of all charged tracks passing through sPHENIX at mid-rapidity. Figure 1 shows a first look at the K_S^0 and Λ^0 peaks in $p + p$ collisions at $\sqrt{s} = 200 \text{ GeV}$ from the ongoing RHIC 2024 Run. These measurements were obtained using only the TPC reconstructed tracks passing a loose selection cuts with no corrections to the measured track trajectory.
- **Time Projection Outer Tracker (TPOT):** the TPOT consists of eight identical Micromegas modules, grouped in three sectors [4]. The three sectors are mounted to the Electromagnetic Calorimeter (EmCal) at the bottom facing TPC. Each TPOT module measures a space point of charged tracks passing through TPC. Its function is to provide tracking distortion correction-information for the TPC.

2) Electromagnetic Calorimeter (EmCal): just outside the TPC/TPOT, the EmCal detector is an electromagnetic calorimeter with solid angle coverage of $|\eta| < 1.1$ and 2π in ϕ . The EmCal is 20.1 radiation lengths deep and is designed to measure photons, electrons and positrons via electromagnetic showers. The sPHENIX EmCal is constructed from a tungsten powder absorber with embedded scintillating fibers to make towers of size $\Delta\eta \times \Delta\phi = 0.024 \times 0.024$. The light from the scintillating fibers is collected by a light guide onto four gain-matched silicon photomultipliers (SiPMs). The EmCal is 0.83 hadronic interaction lengths deep and therefore sees a significant amount of hadronic shower energy [5].



(a) K_S^0 peak measurement in $p + p$ at 200 GeV



(b) Λ^0 peak measurement in $p + p$ at 200 GeV

Figure 2. Measured invariant mass spectra by the sPHENIX-TPC detector: (a) $\pi^+\pi^-$, and (b) $p^\pm\pi^\mp$ obtained in $p + p$ collisions at $\sqrt{s} = 200$ GeV from RHIC 2024-Run. The combinatorial background and signals are shown in gray and blue, respectively.

3) Hadronic Calorimeter (HCal): the HCal consists of two components; Inner Hadronic Calorimeter (IHCal) located inside the magnet cryostat (just after EmCal), and Outer Hadronic Calorimeter (OHCal) located outside the magnet. Both IHCal and OHCal are cylindrical. The HCal is 4.9 hadronic interaction lengths thick. Both the IHCal and OHCal are sampling calorimeters consisting of aluminum (inner)/steel (outer) absorbing plates and scintillating tiles with tower size $\Delta\eta \times \Delta\phi = 0.1 \times 0.1$. Both IHCal and OHCal scintillating tiles are set at an angle offset to the transverse direction to reduce channeling particles that do not interact with the active volumes of these calorimeters. The light from these tiles is collected into SiPMs.

4) Global Detectors are comprised of following elements:

- **Minimum Bias Trigger Detector (MBD)** consists of 64 photomultiplier arrays with quartz radiator (PMTs) on each of the two arms covering the very forward region in $3.61 < |\eta| < 4.51$. The PMTs are arranged in 3 concentric rings around the beam-pipe, covering 2π in azimuth. The MBD system timing resolution is 50 ps. The MBD is used for minimum bias, centrality-selected event triggering.
- **sPHENIX Event Plane Detection (sEPD):** the sEPD is a pair of disks of scintillating tiles finely segmented in ϕ with readout into SiPMs located at forward pseudorapidity $2 < |\eta| < 4.9$. Its role is high-resolution event plane determination.
- **Zero Degree Calorimeters (ZDC):** the ZDC are small transverse area hadron calorimeters located downstream of the DX dipole magnets in each side of the sPHENIX experiment about 18 m from the interaction point. It is interleaved layers of tungsten and PMMA optical fibers readout with photomultiplier tubes. The ZDC measure neutral energy within a 2 mrad cone about the beam direction.

3 First Results

3.1 Measurement $\pi^0 v_2$ in Au + Au Collisions at $\sqrt{s_{NN}} = 200$ GeV From RHIC 2023 Run

The data used for this analysis was taken with the EmCal, and MBD detectors. The EmCal is used to measure photons to reconstruct π^0 's, and the MBD is used for minimum bias,

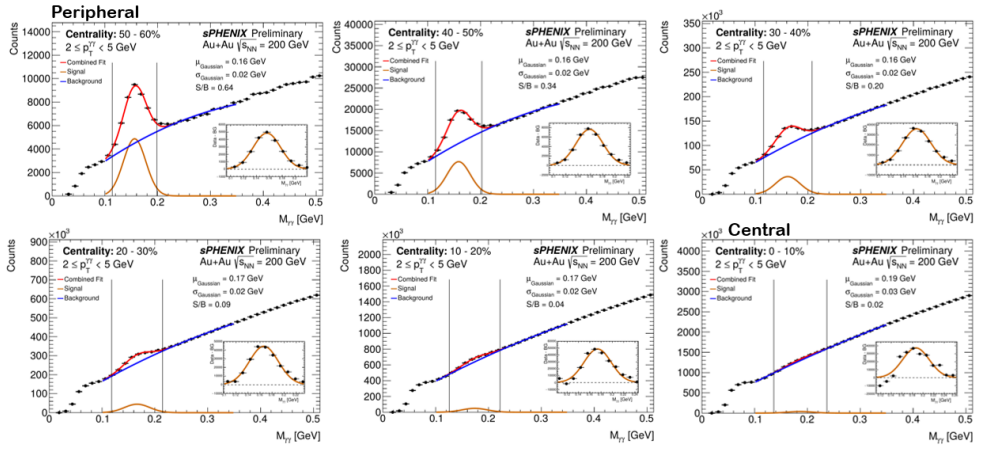


Figure 3. Diphoton invariant mass $M_{\gamma\gamma}$ spectrum for each centrality bin measured by sPHENIX in Au + Au at $\sqrt{s_{NN}} = 200$ GeV during detector commissioning in the RHIC 2023 Run. In each panel, the red curve is the total fit, the orange curve is the Gaussian used to fit the signal, and the blue curve is the polynomial used to fit the combinatorial background. The insets show the fitted mass peak after background subtraction. The uncertainties in these invariant mass distributions are statistical only.

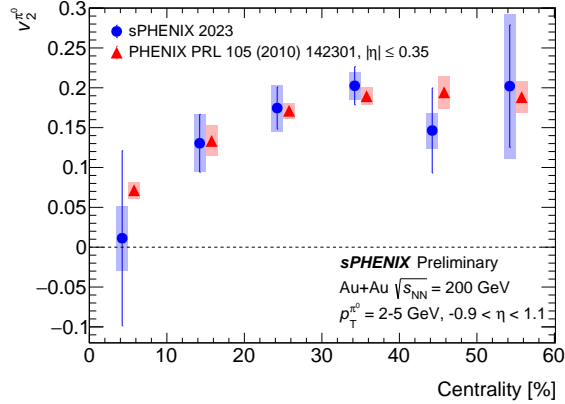


Figure 4. Elliptic flow v_2^0 as a function of centrality measured by sPHENIX in Au + Au at $\sqrt{s_{NN}} = 200$ GeV during detector commissioning in the RHIC 2023 Run. These measurements are integrated over the range of $2 \leq p_T \leq 5$ GeV. The results, shown in blue with both statistical and systematic uncertainties, are offset to the left, while PHENIX data (integrated over the same p_T range as the sPHENIX points) [7], shown in red, is displaced to the right in each centrality bin for visibility.

centrality-selected event triggering, and event centrality determination [6]. In addition, signals from the MBD PMTs are used within this analysis to calculate the flow reaction plane in collision events. During the 2023 commissioning run, subsystems were in partial operation, and the EmCal was read out in the region $-0.9 < \eta < 1.1$. The EmCal data analysis starts by doing a tower-by-tower energy calibration and making the tower response uniform in ϕ . Pairs of clusters are then found and the invariant mass of the pair is determined. η -dependent calibration constants which move the π^0 mass peak to the expected value are extracted based on the η location of the most energetic tower within the higher energy cluster of the pair. This procedure is done iteratively until the calibration is stable for all η rings. In reconstructing the π^0 candidates, each pair of clusters in the event that satisfies cuts of $\chi^2 < 4$ and $E_{\text{cluster}} \geq 1$ GeV is considered. The $E_{\text{cluster}} \geq 1$ GeV requirement is applied to exclude clusters that originate from noise in the EmCal. After applying the selection criteria, in-

variant mass ($M_{\gamma\gamma}$) distributions of π^0 candidates with $2 \leq p_T \leq 5$ GeV are generated for six centrality selections from 0–60%. The distributions are fit with a combined Gaussian and second-order polynomial function.

Figure 3 shows the diphoton invariant mass $M_{\gamma\gamma}$ spectrum for each centrality bin measured by sPHENIX in Au + Au at $\sqrt{s_{NN}} = 200$ GeV during detector commissioning in the RHIC 2023 Run. The vertical black lines mark the signal bounds, calculated in the range $\mu_{\text{Gauss}} \pm 2\sigma_{\text{Gauss}}$. Here, μ_{Gauss} denotes the Gaussian mean (peak position), and σ_{Gauss} the standard deviation. The fit is performed over the range $0.1 < M_{\gamma\gamma} < 0.35$ GeV, with the upper bound optimized to adequately cover the background while excluding the influence of the η meson (with $M_{\gamma\gamma} = 0.55$ GeV), and the lower bound is set to exclude the region $M_{\gamma\gamma} < 0.1$ GeV [6].

Figure 4 shows the results of elliptic flow, $v_2^{\pi^0}$, integrated over the range of $2 \leq p_T \leq 5$ GeV as a function of centrality bins. The results are overlaid with p_T -integrated data from PHENIX measurement [7]. Good agreement is observed between the two measurements across the full centrality range studied.

3.2 Measurement of $dE_T/d\eta$ in Au + Au Collisions at $\sqrt{s_{NN}} = 200$ GeV From RHIC 2023 Run

To obtain $dE_T/d\eta$ measurements, we use data from all three calorimeters, EmCal, IHCAL, and OHCAL. In addition, the MBD detector is used for determination of the collision vertex and the centrality of the event triggering.

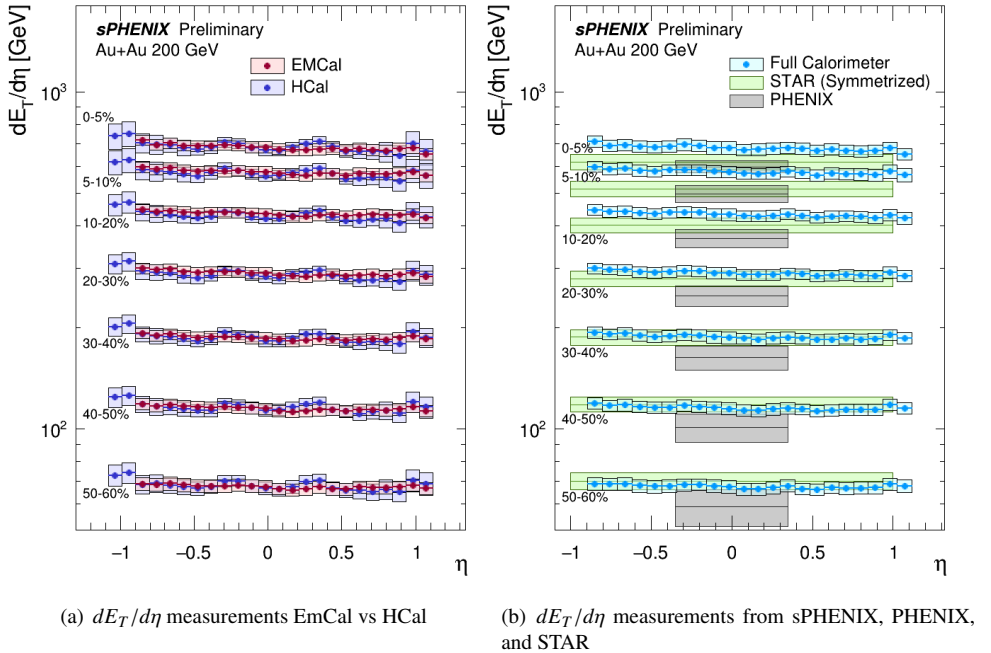


Figure 5. Measured $dE_T/d\eta$ for different centrality bins obtained in Au + Au at $\sqrt{s_{NN}} = 200$ GeV using detector commissioning data from the RHIC 2023 Run. (a) comparison of $dE_T/d\eta$ measurements for EmCal-only results ($-0.9 < \eta < 1.1$) and HCal-only results ($-1.1 < \eta < 1.1$). (b) Comparison of $dE_T/d\eta$ measurements for different centrality bins obtained by sPHENIX, PHENIX, and STAR experiments.

In the present analysis [6], the absolute energy scale of the EmCal is established from an η -dependent calibration of the π^0 meson peak in data to the same position as in simulation. The η region for the EmCal is limited to $-0.9 < \eta < 1.1$ because the EmCal readout electronics were only partially instrumented during this stage of commissioning. It should be noted that the calibration of the EmCal is the same as in the $\pi^0 v_2$ analysis presented in the previous section. The IHCAL and OHCAL absolute EM energy scale calibration is performed using the minimum ionizing particle energy depositions from cosmic ray muons from data taken in early 2024. Temperature-dependent corrections to the detector energy scale are applied to these cosmic calibrations to account for gain variations from detector conditions during collision data-taking. The uncorrected $dE_T/d\eta$ is calculated for a given centrality class as the sum of calorimeter tower E_T as a function of η . The correction factors for each calorimeter sub-system are fairly constant with centrality.

In Fig. 5(a), the EmCal-only and HCal-only $dE_T/d\eta$ measurements are overlaid to highlight their agreement. This is a particularly encouraging result as the EmCal and HCal see different contributions of the collision energy. Further, for all calorimeter measurements, $dE_T/d\eta$ at positive η and negative η are compatible within uncertainties. The uncertainty contributions to the measurement include the calorimeter energy response, the application of the particle spectra reweighing in simulation, calorimeter noise, detector acceptance, and z -vertex resolution effects.

Figure 5(b) shows comparison of the present $dE_T/d\eta$ measurements from sPHENIX to published results from the PHENIX [8] and STAR [9] experiments. The sPHENIX results are consistently higher than the results from PHENIX for all centrality bins but agree within uncertainties for mid-central bins 30-60%; the sPHENIX results are above the STAR results in the centrality range of 0-10% but are in agreement in other centrality intervals. Presently, these sPHENIX results use a preliminary centrality calculation for Run 2023 data, which is expected to be updated before publication.

4 Summary

sPHENIX measured $\pi^0 v_2$ and $dE_T/d\eta$ in Au + Au at $\sqrt{s_{NN}} = 200$ GeV obtained during detector commissioning in the RHIC 2023 Run. These results are measured with the calorimeter system, including the hadronic calorimeter, which is used for the first time for such observables at RHIC. Results are shown as a function of η across a large centrality range, and compared to previous PHENIX and STAR results demonstrating good understanding of the sPHENIX calorimeter response, and laying the path towards accomplishing the sPHENIX jet and heavy flavor physics program at RHIC.

References

- [1] A. Adare et al. (sPHENIX Collaboration), arXiv:1501.06197
- [2] E. O'Brien (sPHENIX Collaboration) EPJ Web of Conf. **296**, 01007 (2024)
- [3] R. Belmont et al. Nucl. Phys. **A 1043**, 122821 (2024)
- [4] S. Aune et al., Nuclear Inst. and Methods in Physics Research, **A 1066**, 169615 (2024)
- [5] C. A. Aidala et al., IEEE Transactions on Nuclear Science, **vol. 68**, no. 2, 173 (2021)
- [6] E. McLoughlin (sPHENIX Collaboration), this conference proceeding
- [7] A. Adare et al. (PHENIX Collaboration), Phys. Rev. Lett. **105**, 142301 (2010)
- [8] A. Adare et al. (PHENIX Collaboration), Phys. Rev. C **93**, 024901 (2016)
- [9] J. Adams et al. (STAR Collaboration), Phys. Rev. C **70**, 054907 (2004)