

JWST/NIRSpec Reveals the Nested Morphology of Disk Winds from Young Stars

Ilaria Pascucci^{1*}, Tracy L. Beck², Sylvie Cabrit³,
 Naman S. Bajaj¹, Suzan Edwards⁴, Fabien Louvet⁵,
 Joan Najita⁶, Bennett N. Skinner^{1,7}, Uma Gorti^{8,9},
 Colette Salyk¹⁰, Sean D. Brittain¹¹, Sebastiaan Krijt¹²,
 James Muzerolle², Maxime Ruaud⁸, Kamber Schwarz¹³,
 Dmitry Semenov^{13,14}, Gaspard Duchene^{5,15}, Marion Villenave¹⁶

^{1*}Lunar and Planetary Laboratory, The University of Arizona, 1629 E.
 University Blvd., Tucson, 85721, Arizona, USA.

²Instruments Division, Space Telescope Science Institute, 3700 San
 Martin Drive, Baltimore, 21218, Maryland, USA.

³Observatoire de Paris, LERMA, CNRS, Paris, 75014, France.

⁴Five College Astronomy Department, Smith College, Northampton,
 01063, MA, USA.

⁵University of Grenoble Alpes, CNRS, IPAG, Grenoble, 38000, France.

⁶NOIRLab, NSF, 950 N Cherry Avenue, Tucson, 85719, Arizona, USA.

⁷Department of Physics and Astronomy, McMaster University,
 Hamilton, L8S 4M1, Ontario, Canada.

⁸Ames Research Center, NASA, Moffett Field, 94035, CA, USA.

⁹Carl Sagan Center, SETI Institute, Mountain View, 94035, CA, USA.

¹⁰Department of Physics and Astronomy, Vassar College, 124 Raymond
 Ave, Poughkeepsie, 12604, NY, USA.

¹¹Department of Physics and Astronomy, Clemson University, Clemson,
 29634, SC, USA.

¹²Department of Physics and Astronomy, University of Exeter, Stocker
 Road, Exeter, EX4 4QL, UK.

¹³Max-Planck-Institut für Astronomie, Königstuhl 17, Heidelberg,
 D-69117, Germany.

¹⁴Department of Chemistry, Ludwig-Maximilians-Universität,
 Butenandtstr. 5-13, München, D-81377, NY, Germany.

¹⁵Department of Astronomy, University of California, Berkeley, 94720, CA, USA.

¹⁶Dipartimento di Fisica, Università degli Studi di Milano, Via Giovanni Celoria 16, Milano, 20133, Italy.

*Corresponding author(s). E-mail(s): pascucci@arizona.edu;
Contributing authors: tbeck@stsci.edu; sylvie.cabrit@obspm.fr;
namanbajaj@arizona.edu; sedwards@smith.edu;
fabien.louvet@univ-grenoble-alpes.fr; joan.najita@noirlab.edu;
skinnb1@mcmaster.ca; uma.gorti-1@nasa.gov; cosalyk@vassar.edu;
sbritt@clemsun.edu; s.krijt@exeter.ac.uk; muzerol@stsci.edu;
maxime.ruaud@nasa.gov; schwarz@mpia.de; semenov@mpia.de;
gaspard.duchene@univ-grenoble-alpes.fr; marion.villenave@unimi.it;

Abstract

Radially extended disk winds could be the key to unlocking how protoplanetary disks accrete and how planets form and migrate. A distinctive characteristic is their nested morphology of velocity and chemistry. Here we report JWST/NIRSpec spectro-imaging of four young stars with edge-on disks in the Taurus star-forming region that demonstrate the ubiquity of this structure. In each source, a fast collimated jet traced by [Fe II] is nested inside a hollow cavity within wider lower-velocity H₂ and, in one case, also CO ro-vibrational (v=1-0) emission. Furthermore, in one of our sources, ALMA CO (2-1) emission, paired with our NIRSpec images, reveals the nested wind structure extends further outward. This nested wind morphology strongly supports theoretical predictions for wind-driven accretion and underscores the need for theoretical work to assess the role of winds in the formation and evolution of planetary systems. *In accordance with the Springer Nature publishing agreement, we can only post the submitted version of our article, prior to peer review. The version of record is published here: <https://doi.org/10.1038/s41550-024-02385-7>*

Keywords: Protoplanetary Disks, Jets, Disk Winds, Planet Formation

1 Introduction

The assembly of stars and their planetary systems proceeds through an accretion disk where magneto-rotational instability (MRI, Balbus & Hawley [10]) was long favored to transport angular momentum outward, aiding inward accretion. Recent simulations, incorporating disk microphysics, challenge this view, showing MRI is suppressed in most of the planet-forming region ($\sim 1 - 20$ au). Instead, radially extended magnetohydrodynamic (MHD) disk winds – outflowing gas from a few scale heights above

the disk midplane launched by magnetic and thermal pressures – emerge as a viable mechanism for angular momentum removal and for enabling accretion [13, 9, 32]. This new wind-driven accretion scenario greatly impacts the evolution of the disk surface density [61], affecting the inward drift of solids [63] and where planets may form and migrate to [47, 36]. Consequently, observations that can confirm the presence of these winds are crucial.

A unique feature of radially extended MHD winds is that flows are launched over a broad range of disk radii, hence outflow velocities, from near the gas co-rotation radius (~ 0.1 au) across much of the planet-forming region [65]. This contrasts with X-winds, where stellar field lines couple to the disk at the co-rotation radius and launch fast (~ 150 km/s) MHD winds that spread widely [57], and photoevaporative winds, which only develop where disk gas has enough thermal energy to escape the stellar gravitational field, beyond ~ 1 au and with speeds ≤ 10 km/s [35, 1]. Another distinctive characteristic of MHD winds is their nested morphology of velocity and chemistry throughout all stages of star-disk evolution: a fast ~ 100 km/s jet, formed by the recollimation of the inner wind, lies inside atomic and molecular gas moving at sequentially lower velocities [17, 48]. X-winds can also collimate a jet [58]. However, lower-velocity flows arise solely from material entrained by the fast wind, which sweeps up gas near the disk surface [42] and, when an infalling envelope is present, also gathers envelope material near the disk’s outer edge [19]. Conversely, in the photoevaporative scenario, the absence of recollimation means fast jets are not produced, and the wind’s opening angle remains close to that at launch [66].

Current kinematic data on young ($\sim 0.1 - 10$ Myr) stars with a mass greater than that of the infalling envelope – Class I and II sources [26] – hint at the presence of radially extended MHD winds. Spatially unresolved spectra of optical forbidden emission like [O I] and near-infrared emission of H_2 can show, in addition to a high velocity component ($\sim 50 - 300$ km/s) tracing the base of a jet, a second lower velocity component with broad line widths interpreted as originating over disk radii $\sim 0.5 - 5$ au [20, 60, 44, 28]. A handful of spatially resolved outflows point to velocities which decrease outwards, with the narrow fast jet at the center of a wider-angle lower velocity flow ([49] and references therein). However, the limited number of spatially resolved flows often coupled with modest sensitivity [11, 21, 7] has thus far hindered a detailed mapping of the wind morphology across chemical species, leaving the ubiquity of the predicted nested structure by radially extended MHD winds uncertain.

2 Results

We used the near-infrared spectrograph (NIRSpec) on the James Webb Space Telescope (JWST, [15]) to acquire deep spectro-imaging of four edge-on disks with known jets [30, 24, 34, 64, 23]. All sources belong to the nearby (~ 140 pc) and young ($\sim 1 - 2$ Myr) Taurus star-forming region [41], see Table 1 for properties relevant to this study. While infrared spectral indices are often used to assign Classes to young stellar systems as proxies for their evolutionary stage [27], this method is unreliable for edge-on disks [18]. Comparing the ALMA millimeter disk fluxes (Table 1 and [64]) with single-dish fluxes [22, 55, 6, 5] reveals that only IRAS 04302 is surrounded

Table 1 Literature source properties relevant to this study.

Source	RA(J2000) (h m s)	Dec(J2000) ($^{\circ}$ ' ")	M_* (M_{\odot})	F_{mm} (mJy)	PA_{mm} ($^{\circ}$)	i_{mm} ($^{\circ}$)	R_{mm} (au)	R_{ir} (au)	Ref.
FS Tau B	04 22 00.7	+26 57 32.5	0.7	341	145	74	144	161	1,2
HH 30	04 31 37.5	+18 12 24.5	0.5	55	121	> 85	130	217	2,3
IRAS 04302	04 33 16.5	+22 53 20.4	1.3-1.7	268	175	> 84	220		1,2
Tau 042021	04 20 21.4	+28 13 49.2	0.4	124	-16	> 85	287	350	2,4

Notes. M_* is inferred from the disk gas's Keplerian rotation, observed via well-resolved mm-wavelength spectro-imaging of molecular lines. F_{mm} , PA_{mm} , i_{mm} , R_{mm} are the flux density, position angle, inclination, and disk radius from spatially resolved ALMA Band7 (0.89 mm) continuum images, which trace millimeter-size grains. R_{ir} is the disk radius from optical/near-infrared scattered light images, thus probing small sub-micron grains well coupled with the gas.

References. (1) [59]; (2) [64]; (3) [40]; (4) [23]

by a significant envelope. The other sources' fluxes are primarily from disk emission pointing to a more evolved evolutionary stage that aligns with the Class II category.

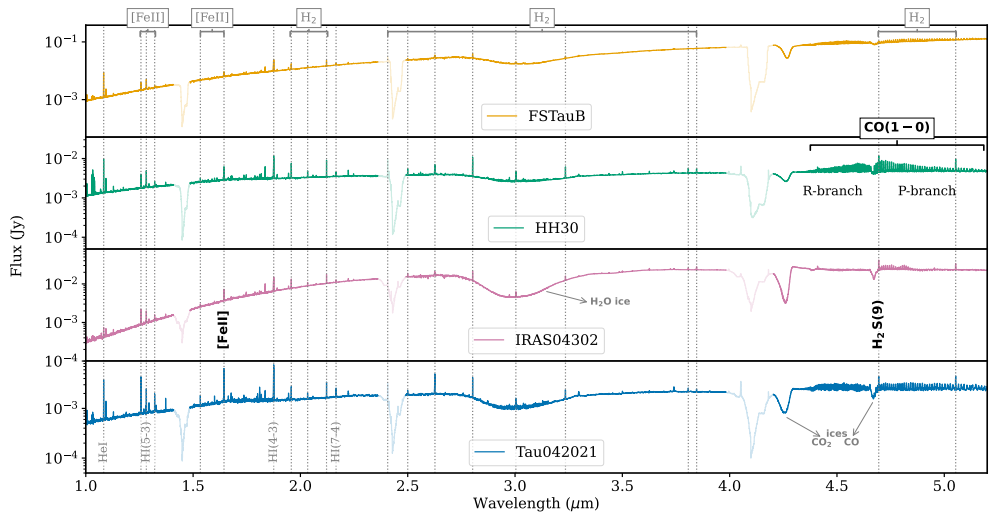


Fig. 1 Spectra integrated over the NIRSspec IFU. A few of the strongest lines are marked with gray dotted lines. All of these lines are spatially extended. The transitions analyzed in this study are highlighted in boldface.

NIRSspec IFU covers a field-of-view of $\sim 3 \times 3''$ with a pixel scale of $0.1''$ and, with our use of the three high-resolution gratings, delivers $0.95 - 5.27 \mu\text{m}$ spectra at each pixel with a velocity sampling of $\sim 40 \text{ km/s}$ (see Sect. 4 for details on the observations and data reduction). Multiple [Fe II], H, and H_2 lines are detected in the integrated spectra along with the P- and R-branches of the CO ($v=1-0$) ro-vibrational transition at $\sim 4.7 \mu\text{m}$ (see Figure 1 highlighting some of the detected lines). Here, we focus on the brightest [Fe II] line at $1.644 \mu\text{m}$, a known jet tracer [62], the H_2 S(9) line at

4.695 μm , and the CO ($v=1-0$) band. We selected the H₂ S(9) line, the brightest long-wavelength transition in our sample, due to significantly lower scattering from the disk surface relative to shorter wavelength H₂ lines, like the often-studied 2.12 μm S(1) line. Its integrated flux is at most half that of the S(1) line (Table 2 and Sect. 4), thereby combining the advantages of tracing the H₂ morphology closer to the disk with considerable relative brightness. We note that our sources' H₂ 2.12 μm luminosities ($\sim 0.5 - 2 \times 10^{-6} L_{\odot}$) are representative for Class II objects and about an order of magnitude lower than those of the brightest H₂ systems like DG Tau A [28]. The similarity of the [Fe II] fluxes in our sample (Table 2) hints at similar jet mass loss rates. Considering the estimate for HH 30 of $2 \times 10^{-9} M_{\odot}/\text{yr}$ [8] and factoring in the typical jet/accretion ratio of approximately 0.1 [46], it is likely that our sources are accreting at rates exceeding $10^{-8} M_{\odot}/\text{yr}$. This inference is supported by the sole literature mass accretion rate available for our sample, the one from FS Tau B which is $\sim 1.5 \times 10^{-7} M_{\odot}/\text{yr}$ [67].

The sub-panels of Figure 2 show PSF-deconvolved, continuum-subtracted line maps of the 1.644 μm [Fe II] line, the H₂ S(9) line, along with the sum of the CO P-branch lines between $\sim 4.7 - 4.9 \mu\text{m}$ (see Sect. 4 for details). The continuum emission below the H₂ S(9) line, which traces scattered light by small grains at the disk surface, is also displayed in one of the sub-panels. The main panels show three-color composite images combining the [Fe II] and H₂ lines with the continuum emission. Additionally, integrated CO P-branch contours are overlaid in gray. [Fe II] traces the narrow jet emission and we have verified that its position angle is perpendicular to the ALMA millimeter disk (Tables 1 and 2). We have also generated H₂ maps for the 2.12 μm and the 5.05 μm lines and found similar morphologies to the H₂ S(9) line which is thus representative for the molecular hydrogen gas. In addition, we created velocity centroid maps for the [Fe II] and H₂ lines and found that the NIRSpect resolution can discern small shifts between the blue and red lobe of the [Fe II] jets (see Sect. 4). Images in Figure 2 were then rotated to align the blueshifted jet emission vertically at the top of each panel. The H₂ maps show no velocity structure, as expected if molecular gas moves at lower speeds than the jet.

In every source, the narrow [Fe II] jet is nested within wider H₂ emission, which is always more vertically extended than the continuum emission at the same wavelength. While the overall H₂ shape has been seen in other sources [11], revealed for the first time is the ubiquity of a distinct central cavity, as expected if H₂ traces a disk wind emerging from a larger disk radius than the jet [48]. Extended CO ro-vibrational emission is detected in all sources, yet uniquely in HH 30, this emission mirrors the H₂ conical morphology, albeit less vertically extended, with a central cavity surrounding the jet. This marks the first detection of a wind-like structure in the CO ($v=1-0$) band.

Significant brightness asymmetry relative to the disk plane is seen in the jet and wind features for two of the four sources: FS Tau B and HH 30. In both cases the more prominent emission is on the side of the disk where the jet is blueshifted. While this asymmetry has been known for the jets [24, 34], it is now seen in the winds as well. This discovery is particularly noteworthy for FS Tau B, marking the first such observation in its wind. For HH 30, our finding corroborates the asymmetry previously noted in the millimeter CO (2-1) wind emission [52, 40].

For each source, we trace the [Fe II] jet and H₂ wind emission to quantify their semi-opening angles (θ_j and θ_w) and estimate the radii where the wind intersects the disk plane (geometric radii, R_{geo}), see Sect. 4 for details and Table 2 for the results. Jet semi-opening angles vary between $\sim 1.5^\circ - 15^\circ$, consistently smaller than their corresponding wind semi-opening angles which range from $\sim 15^\circ$ to 50° . HH 30 stands out as having the most collimated jet and narrowest wind among our sources (Figure 3), although similarly narrow jets have been reported in other Class II sources [43, 25]. The wind semi-opening angle we estimate for Tau 042021 is the same as that recently reported in [7] using a lower spatial resolution H₂ S(2) map obtained with JWST/MIRI. Our PSF-deconvolved images enable measuring the semi-opening angle of its jet, which was unresolved with MIRI. In addition, they allow placing stringent constraints on the intersection points of the H₂ cones with the disk plane. Specifically, we determine these intersections occur at $R_{\text{geo}} \lesssim 15$ au, significantly inside the disk radii. If these cones trace MHD winds, the decreasing wind opening angle with height due to magnetic recollimation [14], implies that each R_{geo} defines an upper boundary for the actual wind-launching radius.

Table 2 Inferred jet and wind properties. The [Fe II] and H₂ lines we have selected are among the most prominent tracers of jets and winds, respectively.

Source	Jet: [Fe II] 1.644 μm			Wind: H ₂ S(9) 4.695 μm		
	Flux (erg/s/cm ²)	PA ($^\circ$)	θ_j ($^\circ$)	Flux (erg/s/cm ²)	θ_w ($^\circ$)	R_{geo} ($''$)
FS Tau B	4.1×10^{-15}	55 ± 3	18.0 ± 5.2	3.5×10^{-15}	49.9 ± 13.8	0.07 ± 0.11
HH 30	2.0×10^{-15}	32 ± 2	1.4 ± 0.9	1.5×10^{-15}	50.1 ± 5.0	0.01 ± 0.06
IRAS 04302	3.0×10^{-15}	87 ± 2	9.0 ± 1.9	1.5×10^{-15}	14.7 ± 0.9	-0.04 ± 0.01
Tau 042021	3.3×10^{-15}	72 ± 2	4.9 ± 1.7	3.9×10^{-15}	13.5 ± 1.2	0.05 ± 0.02
				4.5×10^{-16}	34.5 ± 6.1	-0.13 ± 0.08
					26.8 ± 3.1	0.08 ± 0.03
					40.6 ± 9.4	-0.05 ± 0.1
					42.3 ± 4.9	0.03 ± 0.06

Notes. For each source we list the jet’s semi-opening angle (θ_j) and the wind’s semi-opening angle (θ_w) and geometric radius (R_{geo}) for both lobes of the blue-shifted emission. FS Tau B’s disk is less inclined than the others, hence the disk plane and R_{geo} are less well determined (see Sect. 4).

3 Discussion and Conclusions

Different types of disk winds, with distinct kinematic and morphological features, have been discussed in the literature (Sect. 1). X-winds have been invoked to spin down the accreting star [57], while photoevaporative winds might drive disk dispersal [4]. Only radially extended MHD winds could solve the longstanding puzzle of how protoplanetary disks accrete ([38, 49] for recent reviews).

The edge-on orientation of our systems provides a unique advantage to map out the structure of disk winds, with the bright flux of the central star effectively masked by the disk. With NIRSPEC IFU spectral imaging the morphological relation between atomic and molecular disk wind components on spatial scales of a few hundred 100 au

is revealed in striking detail in multiple systems for the first time. In all cases, a collimated jet traced by [Fe II] is encased within the wider-angle emission from H₂, and in one case, also CO (v=1-0). The near-infrared molecular emission extends well above 100 au from the disk plane with a characteristic conical shape previously noted in a few other systems [56, 2, 11, 7]. The ubiquitous detection of a pronounced central cavity, marked by a notable absence of emission at the H₂ axial position, is a novel important finding. Moreover, the molecular wind emission appears to be anchored at radial distances $\lesssim 15$ au, well inside the disk radii. High-resolution ground-based spectroscopy of Class I and II sources finds low-velocity H₂ 2.12 μ m flows reaching speeds up to ~ 20 km/s [20, 28]. Although H₂ velocities are not measured in our edge-on sources (Sect. 2), similarly low velocities likely characterize the molecular structures we are imaging.

In the case of HH 30, we can also compare the brightest component of the wind traced with NIRSpc in H₂ and CO with the one probed with ALMA in the CO (2-1) line, as shown in Figure 4. The CO millimeter emission traces gas flowing at ~ 10 km/s and has a hollow cone shape, but with semi-opening angle $\sim 35^\circ$ [40], considerably wider than the $\sim 15^\circ$ semi-opening angle (Table 2) of the warmer H₂ and CO (v=1-0) cones. The latter nestle inside the millimeter cavity and, as expected, the average R_{geo} derived from H₂ ($\sim 6 \pm 2$ au) falls below the 10 au deduced from the CO (2-1) emission. Importantly, these distinctive hollow cone structures would likely be lost with less inclined disk orientations. If close to face on, arcs or rings might be seen [12, 53], but at most orientations the spatially extended molecular gas would simply appear diffuse, making it more difficult to pin down its connection to the disk.

Three of our systems appear to have dispersed most of their primordial envelopes, as indicated by the similarity of single-dish continuum millimeter fluxes and ALMA disk fluxes. Furthermore, for HH 30, recent ACA observations provide no evidence of a residual gas envelope (Louvet et al. submitted). The absence of an envelope disfavors the scenario where the observed wide-angle lower-velocity molecular flows would trace infalling envelope material swept-up and entrained by an X-wind [3]. Additionally, our R_{geo} are more than an order of magnitude smaller than the disk radii which are the base of the X-wind swept-up shell [39]. The alternative of entrained lower-velocity material at the disk surface [42] can be also excluded given the vertical extent of the H₂ emission detected with NIRSpc. Thus, while jet production by the X-wind cannot be ruled out, its role in generating the observed molecular flows seems very unlikely.

Photoevaporative winds produce molecular flows only beyond several au with velocities of just a few km/s and opening angles around 45° [37]. Photoevaporative winds struggle to account for H₂ flows exceeding 5 km/s and cannot match the 100 au vertical extent seen in our NIRSpc data (see [54] for the predicted H₂ 2.12 μ m emitting region). Moreover, the near-infrared H₂ and CO cones observed in HH 30 are too narrow for photoevaporative wind profiles (Figure 5) and the mass flux derived from CO ALMA data exceeds typical photoevaporative mass loss rates [40]. Importantly, photoevaporative winds do not recollimate to produce fast axial jets, hence they would need to be coupled with an MHD wind to reproduce the narrow [Fe II] emission seen in our sample. These inner winds might shield high-energy photons from the central star, diminishing their capacity to reach the outer disk and drive photoevaporative

flows (Fig. 8 in [49]). The absence of [Ne II] $12.8\ \mu\text{m}$ low-velocity flows from stars with accretion rates $\gtrsim 10^{-8}\ M_{\odot}/\text{yr}$, akin to those of our sources (Sect. 2), coupled with low-velocity [O I] tracing an inner wind, strongly suggests such shielding [50].

Among the proposed wind models, radially extended MHD winds are the only ones that can account for the ubiquity of the observed wind morphologies and nested structures. While the initial opening angles at the launch radii are $\geq 30^{\circ}$, the toroidal component of the magnetic field produces a gradual recollimation [14, 9, 32] – field lines close to the co-rotation radius contribute to a fast axial jet, while those further out can explain a range of flow opening angles depending on the scale probed by the observations. With temperature, ionization, and radiation field decreasing as the launch radius increases, a nested velocity structure and morphology are expected [17, 65]. H_2 and CO can survive in these winds and trace photoprocesses like those in photodissociation regions and/or internal shocks [48]. Moreover, one-sided winds with respect to the disk plane, such as those seen in FS Tau B and HH 30, align with outcomes from recent global MHD simulations that account for the non-ideal Hall effect [13, 9].

The rich spectral information in this NIRSpec dataset, with numerous lines of [Fe II], H_2 , and CO (Figure 1), enables physical conditions in the wind components to be determined, including mass loss rates (Bajaj et al. in prep., Beck et al. in prep). Together, the imaging and spectroscopy will clarify whether disk winds are indeed sufficient to drive disk accretion. The implications of wind-driven accretion extend far beyond clarifying how disks accrete. Wind-driven accretion profoundly impacts disk dynamics and planet formation: it slows down the inward drift of solids, thus helping to overcome the radial drift barrier that hinders planet formation [63]; and it alters the migration of planetary embryos which enhances the survival of close-in super-Earths [47]. Additionally, MHD winds could transport high-temperature materials from the inner Solar System to the comet-forming region [29]. These effects could reshape our understanding of how planetary systems form and evolve.

4 Methods

Observations and Data Reduction. Our sources were observed in September 2022 with the JWST NIRSpec IFU instrument as part of our Cycle 1 General Observer program (PI Pascucci, ID 1621). We adopted a 4-point dither pattern to improve the sampling of the PSF, one integration with 30 groups per dither, and integrated for a total on-source time of 30 min per grating. We selected all three high-resolution gratings to cover the entire wavelength range from $\sim 0.98 - 5.2\ \mu\text{m}$.

To reduce the data we utilized the JWST calibration pipeline [16] version ‘1.11.2’, which was made available on July 12, 2023. The initial stage, `Detector1Pipeline`, implements detector-level corrections on a group-by-group basis. We customized the `jump` step within this stage to detect ‘snowballs’ in the data and flagged groups after jump with DN above 1000 and any groups within the first 50 seconds. Subsequently, the `Spec2Pipeline` was executed with default parameters: this step includes photometric calibration, flat field correction, and World Coordinate System assignment. Because of issues with the default outlier detection and rejection step within the `Spec3Pipeline`

stage, we ran a custom script to flag very large positive and negative pixels (J. Morrison, personal communication, 2023). Following this, we ran the `Spec3Pipeline` with the modified ‘cal’ files and created the image cubes with and without the ‘ifualign’ mode, the latter avoids any further interpolation and is the preferred product for the analysis carried out in this paper. Finally, we inspected the cubes to verify that none of the scientific data were erroneously flagged. Additional information on the data reduction can be found in Bajaj et al. in prep. Finally, to properly compare NIRSpec IFU data across the full wavelength range in the dataset, the measured data cubes were deconvolved at each wavelength using a corresponding model PSF. In doing this, the emission features sharpened to the same resolution level, with PSF broadening as a function of wavelength effectively removed.

The model PSF datacubes for the NIRSpec IFU mode were generated by deconvolving the corresponding commissioning observations of a point source (PID 1128) by the model NIRSpec data cube generated using the python based `WebbPSF` package [51] with the optical path differential (OPD) file that was appropriate for the date of the commissioning observation. In doing this, we constructed a convolution kernel datacube that takes into account optical differences between the empirical data and PSF model calculations. This kernel can hence be used to match any `WebbPSF` OPD calculation to an observed NIRSpec IFU dataset (Beck et al. in prep). The PSF model used for this dataset study was constructed by using the `WebbPSF` OPD model for the time of the observations of HH 30 (26 Sep 2022; with NIRSpec wavefront error of 75nm rms), and convolving by our kernel to match the science data presented here.

Continuum-Subtracted Line Maps. To create line-only maps for the [FeII] and H₂ lines, we adopted the method outlined by [12]. First, we analyze the integrated spectrum from the entire NIRSpec IFU, fitting with `scipy.optimize.curve_fit` a Gaussian profile on top of the continuum to determine the total flux (reported in Table 2) and the average line centroid and FWHM. Next, we extract the flux at each spaxel, fit a Gaussian+continuum, and evaluate if the line is detected by comparing the standard deviation of the data pre- and post-fit. Where a line is detected, we calculate the area of the Gaussian for the line-only map and store the centroid to determine which portion of the jet/wind is blueshifted. Where no line is detected, we re-fit only the continuum and set a three-sigma upper limit for the line-only map using the standard deviation of the continuum-subtracted data and the average FWHM. The continuum-only map is derived by averaging the continuum across the line centroid \pm FWHM. Although not shown here, we have also generated line-only maps for the H₂ 2.12 μ m and 5.05 μ m transitions. Their integrated fluxes are [4.9, 3.7], [3.2, 0.9], [4.1, 1.9], [0.8, 0.4] $\times 10^{-15}$ erg/s/cm² for FS Tau B, HH 30, IRAS 04302, and Tau 042021, respectively. Their morphologies are the same as that of the H2 S(9) line which we focus on here because it suffers less than the 2.12 μ m from scattering close to the disk plane and it is brighter than the 5.05 μ m line.

To construct the continuum-subtracted CO(v=1-0) map, we expand the method above by fitting, at each spaxel, multiple Gaussian profiles across various wavelength segments, all sharing a common continuum. We utilize the ¹²CO and ¹³CO line list from the HITRAN database [31], supplemented by additional lines within the

CO(1-0) fundamental band¹. The line-only map is generated by summing the areas of all detected ^{12}CO lines. In spaxels where lines are not detected, we provide a three-sigma upper limit, calculated using the standard deviation of the data after continuum subtraction and the average ^{12}CO FWHM from fitting lines in the total NIRSspec IFU spectrum.

Jet and Wind Morphologies. To measure the jet position angle (PA), we use the continuum-subtracted [Fe II] $1.644\ \mu\text{m}$ map generated with the default rotation in the STScI pipeline script so that North is pointing up along the y axis. For each pixel along the x-axis, we extract the corresponding y-array, smooth it, and find its peak value (y-peak). We then perform a linear fit of the x values and the identified y-peaks using the `sklearn RANSACRegressor`. The jet PA is the angle between this best-fit line and the direction of North. We repeat the extraction, peak identification, and linear fit across different sets of (x,y) points that exhibit jet emission. Next, we analyze the distribution of the jet PAs and compute the mode, the most frequently occurring PA, and the standard deviation. These are the values reported in Table 2. Note that in all cases the jet PA is perpendicular to the disk PA within the quoted uncertainties.

We determine the blueshifted side of the jet from the Gaussian line centroid map which is constructed as discussed in the previous subsection. We then rotate all line-only and continuum maps to an angle that aligns the blueshifted component of the jet with the upper part of the y-axis on the panel. The jet’s emission pinpoints the star’s position along the x-axis. However, locating the star on the y-axis is more challenging due to the systems being observed close to edge-on. This orientation results in the circumstellar disk obscuring partially or completely the star’s emission. For HH 30, IRAS 04302, and Tau 042021, which have a disk inclined by more than 80° , the continuum map traces the flared disk surface, with no emission near the disk plane. For these cases, we extract a profile along the jet emission and identify the midpoint of the non-emissive, or “dark”, continuum valley. This midpoint is assigned as the star’s y-axis location as well as the disk plane. In FS Tau B, with the disk inclined at $\sim 70^\circ$, the continuum emission appears point-like (see Figure 2) and is likely to trace scattered light in proximity to the central star. We assign the star’s y-axis position to be the peak of the continuum emission.

We use the graduate broadening of the jet emission away from the disk plane to estimate the jet semi-opening angles (θ_j) reported in Table 2. First, we perform horizontal cuts across the [Fe II] rotated line-only images, fit a Gaussian profile, and measure its FWHM. Next, we assess potential artificial broadening of the jet’s FWHM due to scattering near the disk plane, along with any insufficient FWHM sampling. For FS Tau B, IRAS 04302, and Tau 042021, we noted that the peak of the jet emission is spread over two columns. Consequently, any FWHM measurement below 1.7 pixels (equivalent to $0.17''$) is considered to be undersampled. This is evidenced by the near-constant jet FWHM for FS Tau B and Tau 042021 at distances below $0.5''$ from the disk plane, as shown in Figure 3. Hence, we have excluded any data points with $\text{FWHM} < 0.17''$ when determining the jets’ semi-opening angles. In contrast, the peak jet emission in HH 30 is more narrowly confined along a single column, which mitigates

¹http://hebergement.u-psud.fr/edartois/jwst_line_list.html

the sampling issue. For this source, we further compared our FWHM vs distance with that obtained from higher resolution STIS spectral images of the [S II] 6731 Å line [34] and determined that the [Fe II] jet becomes resolvable at distances greater than 1'' from the disk plane. Only these resolvable points were used in our analysis. An Ordinary Least Squares fitting was then applied to the data points unaffected by scattering or poor sampling, which are represented by filled circles in Figure 3. The jet semi-opening angle (θ_j) is calculated from the slope of the best fit relation, this value along with its uncertainty are provided in Table 2. For FS Tau B and HH 30, where jet semi-opening angles have previously been reported in the literature [45, 34], our values align with the published ones, falling within the estimated uncertainties.

The wind semi-opening angles (θ_w) and geometric radii (R_{geo}) reported in Table 2 are measured on the rotated H₂ (S9) line-only image. To trace the wind's outer contours, we developed two approaches. The first one follows [33] and relies on calculating the second-order derivative of horizontal cuts across the wind emission and finding its zero values – these values indicate the inflection points that define the wind's edge. However, for complex patchy emission like that displayed by IRAS 04302 the method finds too many inflection points that need to be sorted out manually. As such, we developed a more robust approach that relies on fitting Gaussian profiles, typically two but see below, to the same horizontal cuts. We have verified on HH 30 that the wind's edges from the first method are equivalent to the Gaussian centroids plus or minus, depending on the wind's location with respect to the central axis, its FWHM. For FS TauB and HH30 one Gaussian±FWHM is used when approaching the disk plane. The Gaussian fitting method is applied to all sources and used to determine the wind's properties. Figure 5 demonstrates this technique on HH 30. To evaluate if the wind's shape exhibits symmetry around the central axis, we analyze the edges on either side separately. We fit the edges vs. the distance from the star using an Ordinary Least Squares fitting routine. The semi-opening angles (θ_w) of the wind are then calculated as the angles between the best-fit lines and the vertical y-axis. The geometric radii (R_{geo}) are determined by the intersection points of these best-fit lines with the disk's plane, marked by the star's location on the y-axis. Uncertainties for θ_w and R_{geo} are also calculated and reported in Table 2.

Data Availability. The JWST data used in this paper can be found at the Mikulski archive for Space Telescope under programs ID 1621 and 1128. The first program covers the four edge-on disks while the second has commissioning data to generate the NIRSpec PSF. Both raw data and fully processed pipeline data can be downloaded from the archive. The spectra integrated over the NIRSpec IFU are available through figshare (DOI: 10.6084/m9.figshare.25396258). Upon request, the first author will provide any of the fits files used for this research.

Code Availability. The data were reduced with the JWST calibration pipeline version 1.11.2. Upon request, the first author will provide the python scripts to analyze the data and generate figures.

Acknowledgments. This work is based on observations made with the NASA/ESA/CSA James Webb Space Telescope. The data were obtained from the Mikulski

Archive for Space Telescopes at the Space Telescope Science Institute, which is operated by the Association of Universities for Research in Astronomy, Inc., under NASA contract NAS 5-03127 for JWST. These observations are associated with the GO Cycle 1 program 1621. I.P. and N.B. acknowledge partial support from NASA/STScI GO grant JWST-GO-01621.001. D. S. acknowledges support from the European Research Council under the Horizon 2020 Framework Program via the ERC Advanced Grant Origins 83 24 28 (PI: Th. Henning). G.D. acknowledges support from the European Research Council (ERC) under the European Union’s Horizon Europe research and innovation program (grant agreement No. 101053020, project Dust2Planets, PI F.Ménard). M.V. acknowledges the support from the European Research Council (ERC) under the European Union’s Horizon Europe Research & Innovation Programme under grant agreement no. 101039651 (DiscEvol). I.P. thanks D. Deng and F. Long for an initial exploration of the ALMA data for our sources. We acknowledge the use of the following packages: api, astropy, numpy, scipy, sklearn, matplotlib, and pandas.

References

- [1] Fred C. Adams, David Hollenbach, Gregory Laughlin, and Uma Gorti. Photoevaporation of Circumstellar Disks Due to External Far-Ultraviolet Radiation in Stellar Aggregates. *Astrophys. J.*, 611(1):360–379, August 2004.
- [2] V. Agra-Amboage, S. Cabrit, C. Dougados, L. E. Kristensen, L. Ibgui, and J. Reunanen. Origin of the wide-angle hot H₂ in DG Tauri. New insight from SINFONI spectro-imaging. *Astron. Astrophys.*, 564:A11, April 2014.
- [3] Tsung-Han Ai, Chun-Fan Liu, Hsien Shang, Doug Johnstone, and Ruben Krasnopolsky. A Unified Model for Bipolar Outflows from Young Stars: Kinematic and Mixing Structures in HH 30. *arXiv e-prints*, page arXiv:2402.02529, February 2024.
- [4] R. Alexander, I. Pascucci, S. Andrews, P. Armitage, and L. Cieza. The Dispersal of Protoplanetary Disks. In Henrik Beuther, Ralf S. Klessen, Cornelis P. Dullemond, and Thomas Henning, editors, *Protostars and Planets VI*, pages 475–496, January 2014.
- [5] Sean M. Andrews, Katherine A. Rosenfeld, Adam L. Kraus, and David J. Wilner. The Mass Dependence between Protoplanetary Disks and their Stellar Hosts. *Astrophys. J.*, 771(2):129, July 2013.
- [6] Sean M. Andrews and Jonathan P. Williams. Circumstellar Dust Disks in Taurus-Auriga: The Submillimeter Perspective. *Astrophys. J.*, 631(2):1134–1160, October 2005.
- [7] Nicole Arulanantham, M. K. McClure, Klaus Pontoppidan, Tracy L. Beck, J. A. Sturm, D. Harsono, A. C. A. Boogert, M. Cordiner, E. Dartois, M. N. Drozdovskaya, C. Espaillat, G. J. Melnick, J. A. Noble, M. E. Palumbo, Y. J. Pendleton, H. Terada, and E. F. van Dishoeck. JWST MIRI MRS Images Disk Winds, Water, and CO in an Edge-On Protoplanetary Disk. *arXiv e-prints*, page arXiv:2402.12256, February 2024.
- [8] Francesca Bacciotti, Jochen Eislöffel, and Thomas P. Ray. The physical properties

- of the HH 30 jet from HST and ground-based data. *Astron. Astrophys.*, 350:917–927, October 1999.
- [9] Xue-Ning Bai. Global Simulations of the Inner Regions of Protoplanetary Disks with Comprehensive Disk Microphysics. *Astrophys. J.*, 845(1):75, August 2017.
- [10] Steven A. Balbus and John F. Hawley. A Powerful Local Shear Instability in Weakly Magnetized Disks. I. Linear Analysis. *Astrophys. J.*, 376:214, July 1991.
- [11] Tracy L. Beck and Jeffrey S. Bary. A Search for Spatially Resolved Infrared Rotational Molecular Hydrogen Emission from the Disks of Young Stars. *Astrophys. J.*, 884(2):159, October 2019.
- [12] Tracy L. Beck, Peter J. McGregor, Michihiro Takami, and Tae-Soo Pyo. Spatially Resolved Molecular Hydrogen Emission in the Inner 200 AU Environments of Classical T Tauri Stars. *Astrophys. J.*, 676(1):472–489, March 2008.
- [13] William Béthune, Geoffroy Lesur, and Jonathan Ferreira. Global simulations of protoplanetary disks with net magnetic flux. I. Non-ideal MHD case. *Astron. Astrophys.*, 600:A75, April 2017.
- [14] R. D. Blandford and D. G. Payne. Hydromagnetic flows from accretion disks and the production of radio jets. *Mon. Not. R. Astron. Soc.*, 199:883–903, June 1982.
- [15] T. Böker, S. Arribas, N. Lützgendorf, C. Alves de Oliveira, T. L. Beck, S. Birkmann, A. J. Bunker, S. Charlot, G. de Marchi, P. Ferruit, G. Giardino, P. Jakobsen, N. Kumari, M. López-Cañiego, R. Maiolino, E. Manjavacas, A. Marston, S. H. Moseley, J. Muzerolle, P. Ogle, N. Pirzkal, B. Rauscher, T. Rawle, H. W. Rix, E. Sabbi, B. Sargent, M. Sirianni, M. te Plate, J. Valenti, C. J. Willott, and P. Zeidler. The Near-Infrared Spectrograph (NIRSpec) on the James Webb Space Telescope. III. Integral-field spectroscopy. *Astron. Astrophys.*, 661:A82, May 2022.
- [16] Howard Bushouse, Jonathan Eisenhamer, Nadia Dencheva, James Davies, Perry Greenfield, Jane Morrison, Phil Hodge, Bernie Simon, David Grumm, Michael Droettboom, Edward Slavich, Megan Sosey, Tyler Pauly, Todd Miller, Robert Jedrzejewski, Warren Hack, David Davis, Steven Crawford, David Law, Karl Gordon, Michael Regan, Mihai Cara, Ken MacDonald, Larry Bradley, Clare Shanahan, William Jamieson, Mairan Teodoro, and Thomas Williams. JWST Calibration Pipeline, July 2023.
- [17] S. Cabrit, J. Ferreira, and A. C. Raga. Forbidden lines from T Tauri disk winds. I. High magnetic torque models. *Astron. Astrophys.*, 343:L61–L64, March 1999.
- [18] A. Crapsi, E. F. van Dishoeck, M. R. Hogerheijde, K. M. Pontoppidan, and C. P. Dullemond. Characterizing the nature of embedded young stellar objects through silicate, ice and millimeter observations. *Astron. Astrophys.*, 486(1):245–254, July 2008.
- [19] Andrew Cunningham, Adam Frank, and Lee Hartmann. Wide-Angle Wind-driven Bipolar Outflows: High-Resolution Models with Application to Source I of the Becklin-Neugebauer/Kleinmann-Low OMC-I Region. *Astrophys. J.*, 631(2):1010–1021, October 2005.
- [20] Christopher J. Davis, Thomas P. Ray, Louis Desroches, and Colin Aspin. Near-infrared echelle spectroscopy of Class I protostars: molecular hydrogen emission-line (MHEL) regions revealed. *Mon. Not. R. Astron. Soc.*, 326(2):524–538,

September 2001.

- [21] A. de Valon, C. Dougados, S. Cabrit, F. Louvet, L. A. Zapata, and D. Mardones. ALMA reveals a large structured disk and nested rotating outflows in DG Tauri B. *Astron. Astrophys.*, 634:L12, February 2020.
- [22] James Di Francesco, Doug Johnstone, Helen Kirk, Todd MacKenzie, and Elizabeth Ledwosinska. The SCUBA Legacy Catalogues: Submillimeter-Continuum Objects Detected by SCUBA. *Astrophys. J. Suppl. Ser.*, 175(1):277–295, March 2008.
- [23] G. Duchene, F. Menard, K. Stapelfeldt, M. Villenave, S. G. Wolff, M. D. Perrin, C. Pinte, R. Tazaki, and D. L. Padgett. JWST imaging of edge-on protoplanetary disks. I. Fully vertically mixed $10\mu\text{m}$ grains in the outer regions of a 1000 au disk. *arXiv e-prints*, page arXiv:2309.07040, September 2023.
- [24] Jochen Eisloffel and Reinhard Mundt. Imaging and Kinematic Studies of Young Stellar Object Jets in Taurus. *Astron. J.*, 115(4):1554–1575, April 1998.
- [25] J. Erkal, C. Dougados, D. Coffey, S. Cabrit, F. Bacciotti, R. Garcia-Lopez, D. Fedele, and A. Chrysostomou. Launching the asymmetric bipolar jet of DO Tau. *Astron. Astrophys.*, 650:A46, June 2021.
- [26] II Evans, Neal J., Michael M. Dunham, Jes K. Jørgensen, Melissa L. Enoch, Bruno Merín, Ewine F. van Dishoeck, Juan M. Alcalá, Philip C. Myers, Karl R. Stapelfeldt, Tracy L. Huard, Lori E. Allen, Paul M. Harvey, Tim van Kempen, Geoffrey A. Blake, David W. Koerner, Lee G. Mundy, Deborah L. Padgett, and Anneila I. Sargent. The Spitzer c2d Legacy Results: Star-Formation Rates and Efficiencies; Evolution and Lifetimes. *Astrophys. J. Suppl. Ser.*, 181(2):321–350, April 2009.
- [27] E. Furlan, K. L. Luhman, C. Espaillat, P. D’Alessio, L. Adame, P. Manoj, K. H. Kim, Dan M. Watson, W. J. Forrest, M. K. McClure, N. Calvet, B. A. Sargent, J. D. Green, and W. J. Fischer. The Spitzer Infrared Spectrograph Survey of T Tauri Stars in Taurus. *Astrophys. J. Suppl. Ser.*, 195(1):3, July 2011.
- [28] M. Gangi, B. Nisini, S. Antonucci, T. Giannini, K. Biazzo, J. M. Alcalá, A. Frasca, U. Munari, A. A. Arkharov, A. Harutyunyan, C. F. Manara, E. Rigliaco, and F. Vitali. GIARPS High-resolution Observations of T Tauri stars (GHOT). II. Connecting atomic and molecular winds in protoplanetary disks. *Astron. Astrophys.*, 643:A32, November 2020.
- [29] Steven Giacalone, Seth Teitler, ArieH Königl, Sebastiaan Krijt, and Fred J. Ciesla. Dust Transport and Processing in Centrifugally Driven Protoplanetary Disk Winds. *Astrophys. J.*, 882(1):33, September 2019.
- [30] Mercedes Gomez, Barbara A. Whitney, and Scott J. Kenyon. A survey of optical and near-infrared jets in taurus embedded sources. *Astron. J.*, 114:1138, September 1997.
- [31] I. E. Gordon, L. S. Rothman, R. J. Hargreaves, R. Hashemi, E. V. Karlovets, F. M. Skinner, E. K. Conway, C. Hill, R. V. Kochanov, Y. Tan, P. Wcisło, A. A. Finenko, K. Nelson, P. F. Bernath, M. Birk, V. Boudon, A. Campargue, K. V. Chance, A. Coustenis, B. J. Drouin, J. M. Flaud, R. R. Gamache, J. T. Hodges, D. Jacquemart, E. J. Mlawer, A. V. Nikitin, V. I. Perevalov, M. Rotger, J. Tennyson, G. C. Toon, H. Tran, V. G. Tyuterev, E. M. Adkins, A. Baker, A. Barbe, E. Canè, A. G.

- Császár, A. Dudaryonok, O. Egorov, A. J. Fleisher, H. Fleurbaey, A. Foltynowicz, T. Furtenbacher, J. J. Harrison, J. M. Hartmann, V. M. Horneman, X. Huang, T. Karman, J. Karns, S. Kassi, I. Kleiner, V. Kofman, F. Kwabia-Tchana, N. N. Lavrentieva, T. J. Lee, D. A. Long, A. A. Lukashetskaya, O. M. Lyulin, V. Yu. Makhnev, W. Matt, S. T. Massie, M. Melosso, S. N. Mikhailenko, D. Mondelain, H. S. P. Müller, O. V. Naumenko, A. Perrin, O. L. Polyansky, E. Raddaoui, P. L. Raston, Z. D. Reed, M. Rey, C. Richard, R. Tóbiás, I. Sadiek, D. W. Schwenke, E. Starikova, K. Sung, F. Tamassia, S. A. Tashkun, J. Vander Auwera, I. A. Vasilenko, A. A. Vigan, G. L. Villanueva, B. Vispoel, G. Wagner, A. Yachmenev, and S. N. Yurchenko. The HITRAN2020 molecular spectroscopic database. *J. Quant. Spectrosc. Radiat. Transf.*, 277:107949, January 2022.
- [32] Oliver Gressel, Jon P. Ramsey, Christian Brinch, Richard P. Nelson, Neal J. Turner, and Simon Bruderer. Global Hydromagnetic Simulations of Protoplanetary Disks with Stellar Irradiation and Simplified Thermochemistry. *Astrophys. J.*, 896(2):126, June 2020.
- [33] Nolan M. Habel, S. Thomas Megeath, Joseph Jon Booker, William J. Fischer, Marina Kounkel, Charles Poteet, Elise Furlan, Amelia Stutz, P. Manoj, John J. Tobin, Zsofia Nagy, Riway Pokhrel, and Dan Watson. An HST Survey of Protostellar Outflow Cavities: Does Feedback Clear Envelopes? *Astrophys. J.*, 911(2):153, April 2021.
- [34] Patrick Hartigan and Jon Morse. Collimation, Proper Motions, and Physical Conditions in the HH 30 Jet from Hubble Space Telescope Slitless Spectroscopy. *Astrophys. J.*, 660(1):426–440, May 2007.
- [35] David Hollenbach, Doug Johnstone, Susana Lizano, and Frank Shu. Photoevaporation of Disks around Massive Stars and Application to Ultracompact H II Regions. *Astrophys. J.*, 428:654, June 1994.
- [36] C. N. Kimmig, C. P. Dullemond, and W. Kley. Effect of wind-driven accretion on planetary migration. *Astron. Astrophys.*, 633:A4, January 2020.
- [37] Ayano Komaki, Riouhei Nakatani, and Naoki Yoshida. Radiation Hydrodynamics Simulations of Protoplanetary Disks: Stellar Mass Dependence of the Disk Photoevaporation Rate. *Astrophys. J.*, 910(1):51, March 2021.
- [38] G. Lesur, M. Flock, B. Ercolano, M. Lin, C. Yang, J. A. Barranco, P. Benitez-Llambay, J. Goodman, A. Johansen, H. Klahr, G. Laibe, W. Lyra, P. S. Marcus, R. P. Nelson, J. Squire, J. B. Simon, N. J. Turner, O. M. Umurhan, and A. N. Youdin. Hydro-, Magnetohydro-, and Dust-Gas Dynamics of Protoplanetary Disks. In S. Inutsuka, Y. Aikawa, T. Muto, K. Tomida, and M. Tamura, editors, *Astronomical Society of the Pacific Conference Series*, volume 534 of *Astronomical Society of the Pacific Conference Series*, page 465, July 2023.
- [39] Lichen Liang, Doug Johnstone, Sylvie Cabrit, and Lars E. Kristensen. Steady Wind-blown Cavities within Infalling Rotating Envelopes: Application to the Broad Velocity Component in Young Protostars. *Astrophys. J.*, 900(1):15, September 2020.
- [40] F. Louvet, C. Dougados, S. Cabrit, D. Mardones, F. Ménard, B. Tabone, C. Pinte, and W. R. F. Dent. The HH30 edge-on T Tauri star. A rotating and precessing monopolar outflow scrutinized by ALMA. *Astron. Astrophys.*, 618:A120, October 2018.

- [41] K. L. Luhman. The Stellar Membership of the Taurus Star-forming Region. *Astron. J.*, 156(6):271, December 2018.
- [42] I. Matsuyama, D. Johnstone, and D. Hollenbach. Dispersal of Protoplanetary Disks by Central Wind Stripping. *Astrophys. J.*, 700(1):10–19, July 2009.
- [43] L. Maurri, F. Bacciotti, L. Podio, J. Eislöffel, T. P. Ray, R. Mundt, U. Locatelli, and D. Coffey. Physical properties of the jet from DG Tauri on sub-arcsecond scales with HST/STIS. *Astron. Astrophys.*, 565:A110, May 2014.
- [44] P. McGinnis, C. Dougados, S. H. P. Alencar, J. Bouvier, and S. Cabrit. Ejection processes in the young open cluster NGC 2264. A study of the [OI] λ 6300Å emission line. *Astron. Astrophys.*, 620:A87, November 2018.
- [45] R. Mundt, T. P. Ray, and A. C. Raga. Collimation of stellar objects - constraints from the observed spatial structure. II. Observational results. *Astron. Astrophys.*, 252:740–761, December 1991.
- [46] B. Nisini, S. Antonucci, J. M. Alcalá, T. Giannini, C. F. Manara, A. Natta, D. Fedele, and K. Biazzo. Connection between jets, winds and accretion in T Tauri stars. The X-shooter view. *Astron. Astrophys.*, 609:A87, January 2018.
- [47] Masahiro Ogihara, Eiichiro Kokubo, Takeru K. Suzuki, and Alessandro Morbidelli. Formation of close-in super-Earths in evolving protoplanetary disks due to disk winds. *Astron. Astrophys.*, 615:A63, July 2018.
- [48] D. Panoglou, S. Cabrit, G. Pineau Des Forêts, P. J. V. Garcia, J. Ferreira, and F. Casse. Molecule survival in magnetized protostellar disk winds. I. Chemical model and first results. *Astron. Astrophys.*, 538:A2, February 2012.
- [49] I. Pascucci, S. Cabrit, S. Edwards, U. Gorti, O. Gressel, and T. K. Suzuki. The Role of Disk Winds in the Evolution and Dispersal of Protoplanetary Disks. In S. Inutsuka, Y. Aikawa, T. Muto, K. Tomida, and M. Tamura, editors, *Protostars and Planets VII*, volume 534 of *Astronomical Society of the Pacific Conference Series*, page 567, July 2023.
- [50] Ilaria Pascucci, Andrea Banzatti, Uma Gorti, Min Fang, Klaus Pontoppidan, Richard Alexander, Giulia Ballabio, Suzan Edwards, Colette Salyk, Germano Sacco, Ettore Flaccomio, Geoffrey A. Blake, Andres Carmona, Cassandra Hall, Inga Kamp, Hans Ulrich Käuffl, Gwendolyn Meeus, Michael Meyer, Tyler Pauly, Simon Steendam, and Michael Sterzik. The Evolution of Disk Winds from a Combined Study of Optical and Infrared Forbidden Lines. *Astrophys. J.*, 903(2):78, November 2020.
- [51] Marshall D. Perrin, Anand Sivaramakrishnan, Charles-Philippe Lajoie, Erin Elliott, Laurent Pueyo, Swara Ravindranath, and Loïc Albert. Updated point spread function simulations for JWST with WebbPSF. In Jr. Oschmann, Jacobus M., Mark Clampin, Giovanni G. Fazio, and Howard A. MacEwen, editors, *Space Telescopes and Instrumentation 2014: Optical, Infrared, and Millimeter Wave*, volume 9143 of *Society of Photo-Optical Instrumentation Engineers (SPIE) Conference Series*, page 91433X, August 2014.
- [52] J. Pety, F. Gueth, S. Guilloteau, and A. Dutrey. Plateau de Bure interferometer observations of the disk and outflow of HH 30. *Astron. Astrophys.*, 458(3):841–854, November 2006.

- [53] Klaus M. Pontoppidan, Colette Salyk, Andrea Banzatti, Ke Zhang, Ilaria Pascucci, Karin I. Oberg, Feng Long, Carlos Munoz-Romero, John Carr, Joan Najita, Geoffrey A. Blake, Nicole Arulanantham, Sean Andrews, Nicholas P. Ballering, Edwin Bergin, Jenny Calahan, Douglas Cobb, Maria Jose Colmenares, Annie Dickson-Vandervelde, Anna Dignán, Joel Green, Phoebe Heretz, Greg Herczeg, Anusha Kalyaan, Sebastian Krijt, Tyler Pauly, Paola Pinilla, Leon Trapman, and Chengyan Xie. High-contrast JWST-MIRI spectroscopy of planet-forming disks for the JDISC Survey. *arXiv e-prints*, page arXiv:2311.17020, November 2023.
- [54] Ch. Rab, M. Weber, T. Grassi, B. Ercolano, G. Picogna, P. Caselli, W. F. Thi, I. Kamp, and P. Woitke. Interpreting molecular hydrogen and atomic oxygen line emission of T Tauri disks with photoevaporative disk-wind models. *Astron. Astrophys.*, 668:A154, December 2022.
- [55] B. Reipurth, R. Chini, E. Krugel, E. Kreysa, and A. Sievers. Cold dust around Herbig-Haro energy sources : a1300mu.msurvey. *Astron. Astrophys.*, 273:221–238, June 1993.
- [56] P. C. Schneider, J. Eislöffel, M. Güdel, H. M. Günther, G. Herczeg, J. Robrade, and J. H. M. M. Schmitt. HST far-ultraviolet imaging of DG Tauri. Fluorescent molecular hydrogen emission from the wide opening-angle outflow. *Astron. Astrophys.*, 557:A110, September 2013.
- [57] Frank Shu, Joan Najita, Eve Ostriker, Frank Wilkin, Steven Ruden, and Susana Lizano. Magnetocentrifugally Driven Flows from Young Stars and Disks. I. A Generalized Model. *Astrophys. J.*, 429:781, July 1994.
- [58] Frank H. Shu, Joan Najita, Eve C. Ostriker, and Hsien Shang. Magnetocentrifugally Driven Flows from Young Stars and Disks. V. Asymptotic Collimation into Jets. *Astrophys. J. Lett.*, 455:L155, December 1995.
- [59] M. Simon, S. Guilloteau, Tracy L. Beck, E. Chapillon, E. Di Folco, A. Dutrey, Gregory A. Feiden, N. Grosso, V. Piétu, L. Prato, and Gail H. Schaefer. Masses and Implications for Ages of Low-mass Pre-main-sequence Stars in Taurus and Ophiuchus. *Astrophys. J.*, 884(1):42, October 2019.
- [60] M. N. Simon, I. Pascucci, S. Edwards, W. Feng, U. Gorti, D. Hollenbach, E. Rigliaco, and J. T. Keane. Tracing Slow Winds from T Tauri Stars via Low-velocity Forbidden Line Emission. *Astrophys. J.*, 831(2):169, November 2016.
- [61] Takeru K. Suzuki, Masahiro Ogihara, Alessandro Morbidelli, Aurélien Crida, and Tristan Guillot. Evolution of protoplanetary discs with magnetically driven disc winds. *Astron. Astrophys.*, 596:A74, December 2016.
- [62] M. Takami, A. Chrysostomou, T. P. Ray, C. J. Davis, W. R. F. Dent, J. Bailey, M. Tamura, H. Terada, and T. S. Pyo. Subaru IR Echelle Spectroscopy of Herbig-Haro Driving Sources. I. H₂ and [Fe II] Emission. *Astrophys. J.*, 641(1):357–372, April 2006.
- [63] Tetsuo Taki, Koh Kuwabara, Hiroshi Kobayashi, and Takeru K. Suzuki. New Growth Mechanism of Dust Grains in Protoplanetary Disks with Magnetically Driven Disk Winds. *Astrophys. J.*, 909(1):75, March 2021.
- [64] M. Villenave, F. Ménard, W. R. F. Dent, G. Duchêne, K. R. Stapelfeldt, M. Benisty, Y. Boehler, G. van der Plas, C. Pinte, Z. Telkamp, S. Wolff, C. Flores,

- G. Lesur, F. Louvet, A. Riols, C. Dougados, H. Williams, and D. Padgett. Observations of edge-on protoplanetary disks with ALMA. I. Results from continuum data. *Astron. Astrophys.*, 642:A164, October 2020.
- [65] Lile Wang, Xue-Ning Bai, and Jeremy Goodman. Global Simulations of Protoplanetary Disk Outflows with Coupled Non-ideal Magnetohydrodynamics and Consistent Thermochemistry. *Astrophys. J.*, 874(1):90, March 2019.
- [66] Lile Wang and Jeremy Goodman. Hydrodynamic Photoevaporation of Protoplanetary Disks with Consistent Thermochemistry. *Astrophys. J.*, 847(1):11, September 2017.
- [67] Russel J. White and Lynne A. Hillenbrand. On the Evolutionary Status of Class I Stars and Herbig-Haro Energy Sources in Taurus-Auriga. *Astrophys. J.*, 616(2):998–1032, December 2004.

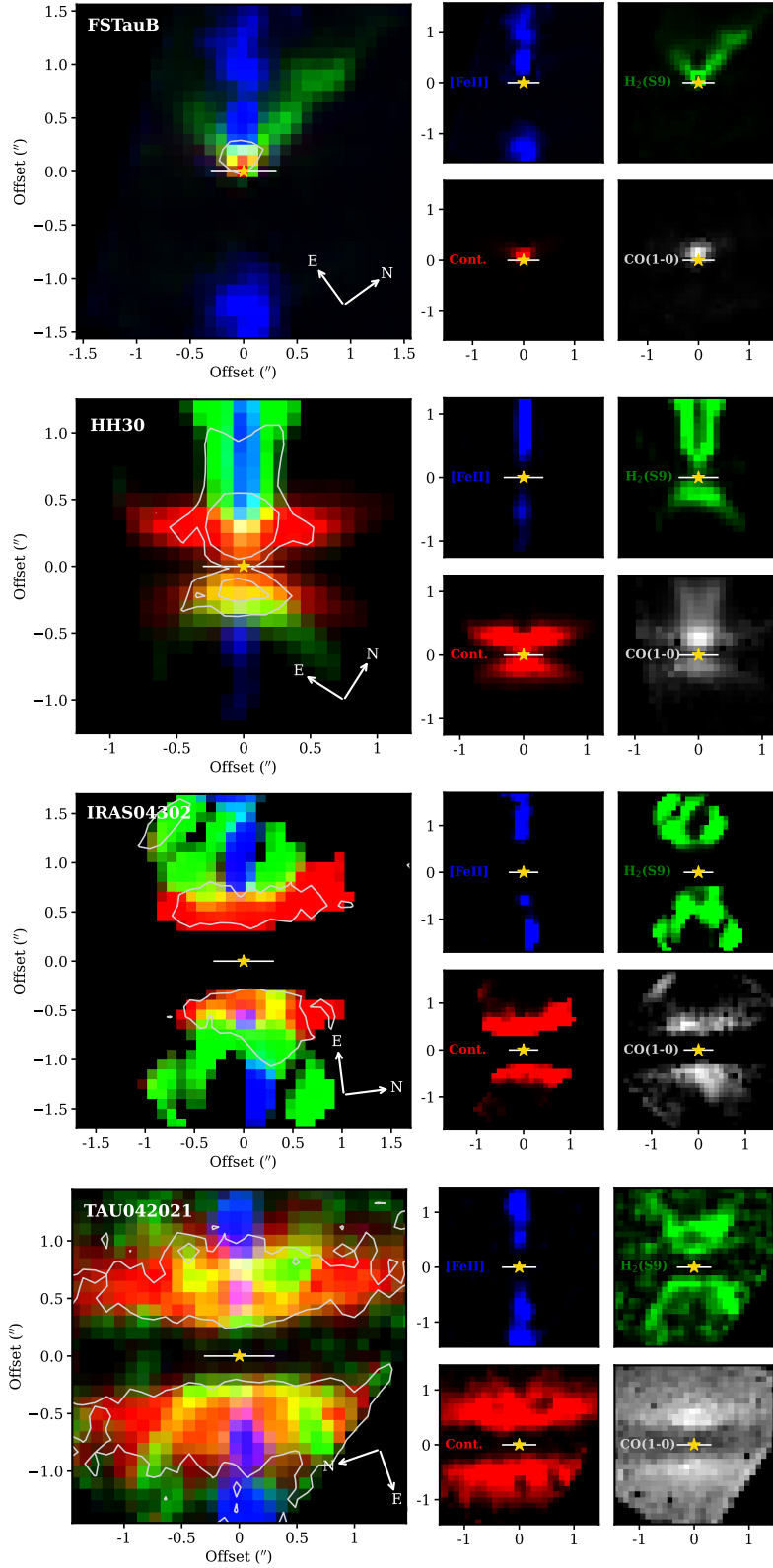


Fig. 2 Composite images NIRSpect: blue [Fe II] emission at $1.644\ \mu\text{m}$ – green H_2 emission at $4.695\ \mu\text{m}$ – red continuum emission at the H_2 line. CO emission from $\sim 4.7 - 4.9\ \mu\text{m}$ is shown in the right bottom sub-panel in gray – the 50% of the peak emission contour (and for HH 30 also the 30%) is shown in gray in the composite image. In every instance, the collimated jet traced in [Fe II] is nestled inside the wider H_2 emission and, in the case of HH 30, also the CO ($v=1-0$) emission.

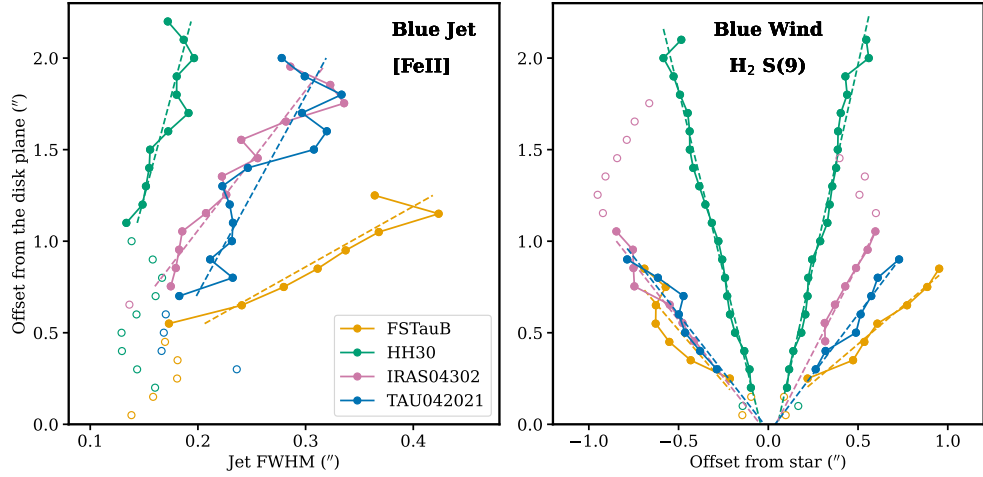


Fig. 3 Left panel: FWHM of the jet’s blueshifted component as a function of distance from the disk plane. Right panel: Edges of the wind’s blueshifted component vs. the disk’s plane. In both panels filled symbols represent data points used in the linear fit to estimate the jet and the wind semi-opening angles and the geometric radii (see Table 2). Best-fits are shown with dashed lines. Data points near the disk plane are not included in the fit due to inadequate sampling of the FWHM and scattering (see Sect. 4 for details). For IRAS 043202 we exclude points above $1.2''$ as they clearly deviate from a wind-like morphology. HH 30 has the narrowest jet and wind in our sample.

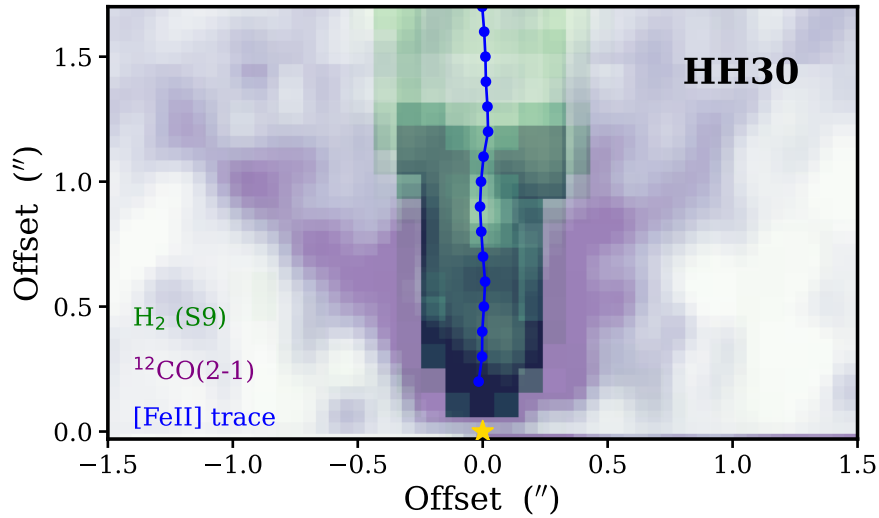


Fig. 4 Composite image of HH 30 highlighting the blueshifted wind components: NIRSpc H₂ (S9) emission in green (this work) and ALMA CO (2-1) emission in purple (in the LSR velocity range 3 – 8 km/s and after removing the disk emission, [40]). The trace of the [Fe II] jet is also shown in blue. With H₂ adjacent to and enclosed within the cooler CO wind traced by ALMA, this figure demonstrates the nested structure of disk winds.

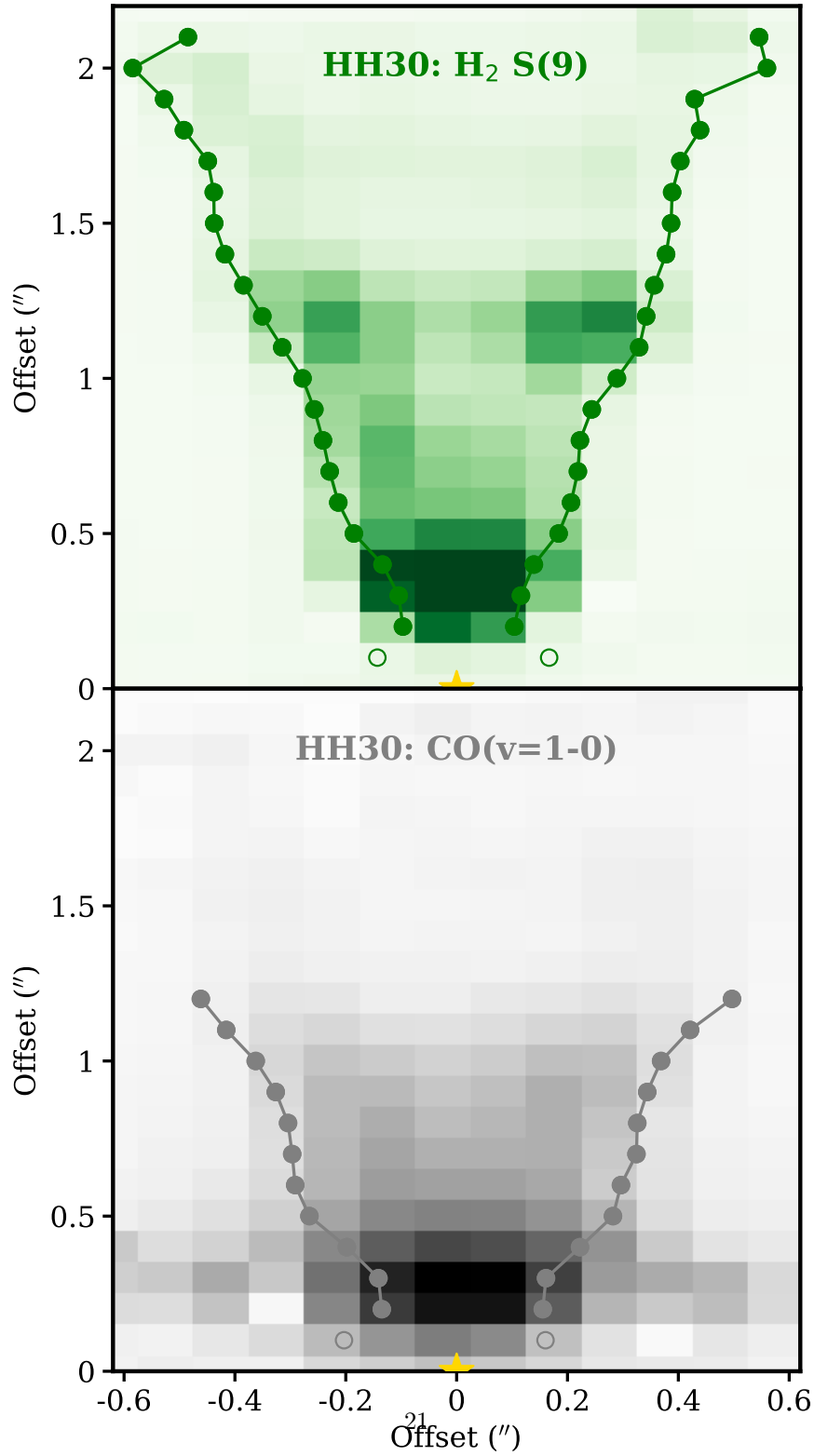


Fig. 5 Figure demonstrating our custom edge detection technique applied to HH 30. Green empty circles are the identified edges of the H₂ S(9) emission shown here in greyscale. The trace of the [Fe II] jet is also shown in blue.