

A Distributed Lag Approach to the Generalised Dynamic Factor Model (GDFM)

PHILIPP GERSING*

October 29, 2024

Abstract

We provide estimation and inference for the Generalised Dynamic Factor Model (GDFM) under the assumption that the dynamic common component can be expressed in terms of a finite number of lags of contemporaneously pervasive factors. The proposed estimator is simply an OLS regression of the observed variables on factors extracted via static principal components and therefore avoids frequency domain techniques entirely.

Index terms— Approximate Factor Model, Generalized Dynamic Factor Model, Weak Factors

1 Introduction

In the Generalised Dynamic Factor Model (GDFM), introduced by [Forni et al. \(2000\)](#); [Forni and Lippi \(2001\)](#), we consider a high-dimensional time series panel of observed data as double indexed zero mean stationary process $(y_{it} : i \in \mathbb{N}, t \in \mathbb{Z}) \equiv (y_{it})$. The GDFM relies on a decomposition of the form

$$y_{it} = \chi_{it} + \xi_{it} = \underline{k}_i(L)\varepsilon_t + \xi_{it} = \sum_{j=0}^{\infty} K_i(j)\varepsilon_{t-j} + \xi_{it}, \quad \varepsilon_t \sim WN(I_q). \quad (1)$$

Here (ε_t) is an orthonormal white noise process of the common innovations/ dynamic factors, $\underline{k}_i(L)$ are pervasive square summable causal filters, (χ_{it}) is the common component - driven by the same q shocks for all units i and (ξ_{it}) is the idiosyncratic component, which is weakly correlated over time and cross-section. While the original formulation by [Forni et al. \(2000\)](#); [Forni and Lippi \(2001\)](#) is stated in terms of two-sided filters of the observed data, the existence of a representation of the form (1), where ε_t is in the Hilbert space spanned by the current and past y_{it} 's, i.e. $\varepsilon_t \in \mathbb{H}_t(y) \equiv \overline{\text{sp}}(y_{it} : i \in \mathbb{N}, s \leq t)$ is shown in [Forni et al. \(2017\)](#) for the case where the χ_{it} 's are assumed to follow an ARMA process and in [Gersing \(2024b\)](#) in general, for (χ_{it}) being purely non-deterministic. This implies that $\mathbb{H}_t(\chi) = \mathbb{H}_t(\varepsilon)$.

The GDFM is quite general and has proven to be powerful tool in forecasting (see [Forni et al., 2005, 2017, 2018](#)). However, in practice the major shortcoming of the GDFM is

*Department of Statistics and Operations Research, University of Vienna

that all of the so far existing estimation procedures, namely [Forni and Lippi \(2001\)](#); [Forni et al. \(2005, 2017\)](#); [Barigozzi et al. \(2024\)](#), involve spectral density estimation which is mathematically more elaborate and complicates the implementation in applications. The contribution of this paper is to cure this issue by proposing a very simple estimation procedure that makes only on static principal components.

To motivate the procedure, look at equation (1) and note that χ_{it} is obtained from the projection of y_{it} on $\mathbb{H}_t(\varepsilon)$. Let us assume that (y_{it}) also has a static factor structure as introduced in [Chamberlain and Rothschild \(1983a,b\)](#), i.e. can be represented in terms of

$$y_{it} = C_{it} + e_{it} = \Lambda_i F_t + e_{it}, \quad (2)$$

where (F_t) is an $r \times 1$ process of contemporaneously pervasive factors and (e_{it}) is the static idiosyncratic component. Estimation of F_t or a non-singular transformation thereof by static principal components has first been treated in the seminal works of [Stock and Watson \(2002\)](#); [Bai and Ng \(2002\)](#); [Barigozzi \(2022\)](#). Now, below we will argue why it is reasonable to assume that $\mathbb{H}_t(F) = \mathbb{H}_t(\varepsilon)$, i.e. the contemporaneously pervasive factors (F_t) are driven by the same shocks as the dynamic common component. This implies that we may approximate χ_{it} by a regression of y_{it} on F_t, F_{t-1}, \dots instead of regressing y_{it} on the “less feasible” $\varepsilon_t, \varepsilon_{t-1}, \dots$.

In a stationary setup it is reasonable to assume that p lags of F_t are enough for a good approximation. Therefore the proposed procedure has two steps: First estimate r contemporaneously pervasive factors via static principal components from (y_{it}) , where r can be found e.g. by [Bai and Ng \(2002\)](#); [Alessi et al. \(2010\)](#), second regress y_{it} on the estimated factors *and their lags*. So we assume a representation of χ_{it} in (1) of the form:

$$\chi_{it} = \beta_{i1} F_t + \beta_{i2} F_{t-1} + \dots + \beta_{ip} F_{t-p}.$$

This highlights immediately the difference between the static approach (2) and the dynamic approach (1): The dynamic common component captures all of the variation in y_{it} that is associated with the past factors F_{t-1}, F_{t-2}, \dots and orthogonal to F_t . It is not contemporaneously pervasive and cannot be extracted via static principal components. Instead it is driven by non-pervasive weak factors in the dynamically common space (see [Gersing et al., 2023](#), for details).

The proposed procedure obviously boils down to the famous factor augmented regression as introduced in [Bernanke et al. \(2005\)](#); [Bai and Ng \(2006\)](#). Regrettably, there are two complications that inhibit direct application of [Bai and Ng \(2006\)](#):

- (i) Assumption D in [Bai and Ng \(2006\)](#) demands that (e_{it}) is stochastically independent from (F_t) . This must not be assumed for the dynamic decomposition of the GDFM: The part of variation of y_{it} which is captured by the lags F_{t-1}, F_{t-2}, \dots is contained in e_{it} in (2). Thus a serial correlation in the factors (F_t) induces in general correlation between e_{it} and F_{t+h} for $h \neq 0$ - even though e_{it} and F_t are *contemporaneously* uncorrelated.
- (ii) If the factors F_t are driven by $q < r$ primitive shocks ε_t , the $r(p+1) \times 1$ stacked vector $x_t = (F_t', \dots, F_{t-p}')'$ on which we regress may have a singular variance matrix which inhibits regression on x_t .

To address the first issue (i), we use the asymptotic theory of [Gersing \(2024a\)](#) where consistent estimation of the factors and inference is shown for the case where (F_t) and (e_{it}) are

not independent. For the second issue (*ii*), we use a LASSO procedure to select an optimal subset from estimates \hat{x}_t . In [Gersing \(2024a\)](#) it is shown that the normalised principal components converge in mean square if (y_{it}) has a static factor structure. This provides us with a meaningful interpretation of the selection of a basis in terms of normalised principal components of the statically common space. Furthermore the contribution of this paper is to provide a way of estimating the difference between the common component of the GDFM and the static approach and a first way of testing for the presence of weak factors as proposed in [Gersing et al. \(2023\)](#).

2 Theoretical Setup

2.1 Notation

For a complex matrix $A \in \mathbb{C}^{n \times m}$ we denote by A' the transpose of A and by $A^* = \bar{A}'$ the adjoint of A . Let $\mathcal{P} = (\Omega, \mathcal{A}, P)$ be a probability space and $L_2(\mathcal{P}, \mathbb{C})$ be the Hilbert space of square integrable complex-valued, zero-mean, random-variables defined on Ω equipped with the inner product $\langle u, v \rangle = \mathbb{E} u \bar{v}$ for $u, v \in L_2(\mathcal{P}, \mathbb{C})$. We consider complex stochastic double sequences, i.e. a family of random variables indexed in time and cross-section:

$$(y_{it} : i \in \mathbb{N}, t \in \mathbb{Z}) = (y_{it}) \quad \text{where } y_{it} \in L_2(\mathcal{P}, \mathbb{C}) \quad \forall (i, t) \in \mathbb{N} \times \mathbb{Z}.$$

Such a process can also be thought of as a nested sequence of multivariate stochastic processes: $(y_t^n : t \in \mathbb{Z}) = (y_t^n)$, where $y_t^n = (y_{1t}, \dots, y_{nt})'$ and $y_t^{n+1} = (y_t^n, y_{n+1,t})'$ for $n \in \mathbb{N} \cup \{\infty\}$. In general we will write $(y_t : t \in \mathbb{Z}) = (y_t)$ for $n = \infty$. A basic assumption that will often be employed is stationarity:

A 0 (Stationary Double Sequence)

For all $n \in \mathbb{N}$, the process $(y_t^n : t \in \mathbb{Z})$ is weakly stationary with existing (nested) spectrum $f_y^n(\theta)$ for $\theta \in \Theta := [-\pi, \pi]$.

Throughout the paper, we denote by $f_y^n(\theta)$ the ‘‘usual spectrum’’ times 2π , i.e. $\Gamma_y^n := \mathbb{E} y_t^n (y_t^n)^* = (2\pi)^{-1} \int_{-\pi}^{\pi} f_y^n(\theta) d\theta$. For a stochastic vector u with coordinates in $L_2(\mathcal{P}, \mathbb{C})$, we will often write $\mathbb{V} u := \mathbb{E} u u^*$ to denote the variance matrix, which is hermitian and always diagonalisable. Let u be a stochastic vector with coordinates in $L_2(\mathcal{P}, \mathbb{C})$, let $\mathbb{M} \subset L_2(\mathcal{P}, \mathbb{C})$ be a closed subspace. We denote by $\text{proj}(u \mid \mathbb{M})$ the orthogonal projection of u onto \mathbb{M} (see e.g. [Deistler and Scherrer, 2022](#), Theorem 1.2). Denote by $\mu_j(A)$ the j -th largest eigenvalue of a matrix A and set $M(A) \equiv \text{diag}(\mu_1(A), \dots, \mu_r(A))$. If A is a spectral density $\mu_j(A)$ is a measurable function in the frequency $\theta \in [-\pi, \pi]$. We write $\mathbb{H}(y) \equiv \overline{\text{sp}}(y_{it} : i \in \mathbb{N}, t \in \mathbb{Z})$ for the ‘‘time domain’’ of (y_{it}) and $\mathbb{H}_t(y) \equiv \overline{\text{sp}}(y_{is} : i \in \mathbb{N}, s \leq t)$ for the infinite past, where $\overline{\text{sp}}(\cdot)$ denotes the closure of the linear span.

2.2 Factor Structure

We assume that (y_{it}) has a dynamic factor structure as introduced by [Forni et al. \(2000\)](#); [Forni and Lippi \(2001\)](#), for this let $f_\chi^n(\theta), f_\xi^n(\theta)$ be the spectrum of (χ_t^n) and (ξ_t^n) respectively at frequency $\theta \in \Theta \equiv [-\pi, \pi]$:

A 1 (q -Dynamic Factor Structure)

The process (y_{it}) can be represented as in (1) with $q < \infty$, while (1) is the Wold representation of (χ_{it}) in the sense of [Gersing \(2024b\)](#) and (ε_t) is the innovation process of (χ_{it}) , which is orthonormal white noise and orthogonal to (ξ_{it}) at all leads and lags and

$$(i) \sup_n \mu_q(f_\chi^n) = \infty \text{ a.e. on } \Theta$$

$$(ii) \text{ess sup}_\theta \sup_n \mu_1(f_\xi^n) < \infty.$$

where “ess sup” denotes the essential supremum of a measurable function. Analogously, we call a double sequence for which A1 holds a q -Dynamic Factor Sequence (q -DFS) (see [Forni and Lippi, 2001](#), Definition 10).

In addition, we also assume that (y_{it}) has a static factor structure (as standard in the literature):

A 2 (r-Static Factor Structure)

The process (y_{it}) can be represented as in (2) with $r < \infty$, $\mathbb{E} F_t F_t' = I_r$ and $\mathbb{E} F_t e_{it} = 0$ for all $i \in \mathbb{N}$ such that

$$(i) \sup_n \mu_r(\Gamma_C^n) = \infty$$

$$(ii) \sup_n \mu_1(\Gamma_e^n) < \infty.$$

We shall also say that a double sequence for which A2 holds is an r -Static Factor Sequence (r -SFS). Alternatively to A2 we may also specify the pervasiveness of the factors via the loadings (see e.g. [Bai and Ng, 2002](#); [Barigozzi, 2022](#)).

Assuming both - a dynamic and a static factor structure implies the following canonical decomposition (see [Gersing et al., 2023](#))

$$\begin{aligned} y_{it} &= \underbrace{C_{it} + e_{it}^X}_{\chi_{it}} + \xi_{it} = \Lambda_i F_t + \Lambda_i^w F_t^w + \xi_{it} \\ y_t^n &= C_t^n + e_t^{X,n} + \xi_t^n \\ &= \underbrace{\Lambda^n F_t + \Lambda^{w,n} F_t^{w,n}}_{\chi_t^n} + \xi_t^n = [\Lambda^n \quad \Lambda^{w,n}] \begin{bmatrix} F_t \\ F_t^{w,n} \end{bmatrix} + \xi_t^n, \end{aligned} \quad (3)$$

where e_{it}^X is the weak common component driven by weak factors in the sense that e_{it}^X is statically idiosyncratic, i.e. $\sup_n \mu_1(\Gamma_{e^X}^n) < \infty$ as in A2(ii). The dimension of $F_t^{w,n}$ might be infinite and depend therefore on n but below we will assume that it is finite.

Note that e_{it}^X is the statically idiosyncratic part of the dynamic common component (χ_{it}). Thus the decomposition (3) is unique. For instance, replacing y_{it} by χ_{it} in (2) renders e_{it}^X .

2.3 Identification of the Common Shocks from the Statically Pervasive Factors

To justify our approach, we look at the case where the dynamic common component has a state-space representation. Recall that this is fulfilled whenever the spectral density \hat{f}_χ^n is rational which is equivalent to all individual $k_i(L)$ being ARMA (see [Hannan and](#)

Deistler, 2012, chapter 2, for details). Specifically suppose

$$\text{dynamic CC: } \chi_t^n = \bar{\Lambda}^n \bar{F}_t = [\Lambda^n \quad \Lambda^{n,w}] \begin{pmatrix} F_t \\ F_t^w \end{pmatrix} = \underbrace{[\Lambda^n \quad \Lambda^{w,n} \quad 0]}_{H^n} \underbrace{\begin{pmatrix} F_t \\ F_t^w \\ x_t^r \end{pmatrix}}_{x_t} \quad (4)$$

$$\text{static factors: } F_t = [I_r \quad I_{r_\chi^+} \quad 0] x_t \quad (5)$$

$$\text{static CC: } C_t^n = \Lambda^n F_t = [\Lambda^n \quad 0 \quad 0] x_t \quad (6)$$

$$\text{strong factors: } F_t = [I_r \quad 0 \quad 0] x_t. \quad (7)$$

The corresponding transition equation is:

$$x_{t+1} = \begin{pmatrix} F_{t+1} \\ F_{t+1}^w \\ x_{t+1}^r \end{pmatrix} = \underbrace{\begin{pmatrix} M_{ss} & M_{sw} & M_{sr} \\ M_{ws} & M_{ww} & M_{wr} \\ M_{sr} & M_{sw} & M_{rr} \end{pmatrix}}_M \begin{pmatrix} F_t \\ F_t^w \\ x_t^r \end{pmatrix} + \underbrace{\begin{pmatrix} G \\ G_w \\ G_r \end{pmatrix}}_{\bar{G}} \varepsilon_{t+1}. \quad (8)$$

In short we have

$$y_t^n = \chi_t^n + \xi_t^n = C_t^n + e_t^{\chi,n} + \xi_t^n = C_t^n + e_t^n$$

$$\chi_t^n = H^n x_t = \Lambda^n F_t + \Lambda^{w,n} F_t^w \quad (9)$$

$$x_{t+1} = M x_t + \bar{G} \varepsilon_{t+1}. \quad (10)$$

We suppose that the system above is minimal with minimal state dimension m . In the finite dimensional case $r_\chi < 0$ the growing cross-sectional dimension is associated with adding rows to H^n or Λ^n respectively. As in [Gersing et al. \(2023\)](#), the weak factors F_t^w drive the weak common component $\Lambda^{n,w}$ which is not identifiable from static PCA but lives in the dynamically common space. Equations (4) to (7) are observation or “measurement” equations for the dynamic common component, the static factors \bar{F}_t , the static common component and the statically pervasive factors F_t respectively. Equation (8) is the corresponding transition equation. Now looking at the transferfunction of the common shocks (ε_t) of the pervasive factors (F_t) (which are identifiable from static PCA):

$$\underline{k}^F(L) = [I_r \quad 0] (I_m - Mz)^{-1} \bar{G},$$

where here z is a complex number. We can identify $\varepsilon_t, \varepsilon_{t-1}, \dots$ from F_t, F_{t-1}, \dots has a left-inverse $\underline{k}^F(z)$ which is equivalent to satisfying the minium phase condition (see [Anderson and Deistler, 2008](#)):

$$\text{rk } \underline{\mathcal{M}}(z) := \text{rk} \begin{bmatrix} I_m - Mz & -\bar{G} \\ I_r & 0 \end{bmatrix} = m + q \text{ for all } |z| < 1. \quad (11)$$

Note that at least $\text{rk } \underline{\mathcal{M}}(z) \geq r + q$ whenever $\text{rk } G = q$. On the other hand if $\text{rk } \underline{\mathcal{M}}(z) = m + q$ is always satisfied, if $I_m - Mz$ has full row-rank for all $|z| < 1$ or weaker, whenever we can built $m - q$ columns linearly independent from the columns of \bar{G} for all $|z| < 1$, supposing that $\text{rk } \bar{G} = q$.

For the methodology we propose we do not need to assume that χ_t^n has a state space representation as above. We just assume

A 3 (Identification from Strong Static Factors)

The orthonormal white noise innovations (ε_t) of (χ_{it}) are in the infinite past of the statically pervasive factors, i.e.

$$\mathbb{H}_t(\varepsilon) = \mathbb{H}_t(\chi) = \mathbb{H}_t(F)$$

Further theoretical considerations are necessary to give general regularity conditions under which A3 holds.

2.4 A Distributed Lag Representation of the Dynamic Common Component

Assumption A3 justifies to approximate the infinite past of the innovations by a “finite lag” of statically pervasive factors. So we assume that χ_{it} can be represented in terms of

$$\chi_{it} = \tilde{\beta}_{i1}F_t + \dots + \tilde{\beta}_{i,p}F_{t-p} = \tilde{\beta}_i\tilde{x}_t,$$

where $\tilde{x}_t = (F'_t, \dots, F'_{t-p})'$ is $(rp \times 1)$ and $\beta_i = (\beta_{i1}, \dots, \beta_{i,p})$ is $(1 \times rp)$.

In the case where $q < r$ the variance matrix of \tilde{x}_t , i.e. $\mathbb{V}\tilde{x}_t \equiv \Gamma_{\tilde{x}}$ may be singular. For this consider the following:

Example 1. Suppose that $r = 2$ and $q = 1$ and $F_t = (F_{1t}, F_{2t})'$ with $b \in \mathbb{R}^2$ and F_t is VAR(1):

$$F_t = AF_{t-1} + b\varepsilon_t \quad \varepsilon_t \sim WN(1) \quad \text{then} \quad (I_2 \quad -A) \underbrace{\begin{pmatrix} F_t \\ F_{t-1} \end{pmatrix}}_{x_t} = b\varepsilon_t,$$

so here if $v' \in \ker(b)$ for $v \in \mathbb{R}^2$ then $v'(I_2 - A)x_t = v'b\varepsilon_t = 0$ which implies that $v'(I_2 - A) \in \ker(\mathbb{V}x_t)$.

Example 1 demonstrates that in general we shall not regress on $\tilde{x}_t = (F'_t, F'_{t-1}, \dots, F'_{t-p})'$ but have to select a subset of basis coordinates from \tilde{x}_t by a selection matrix S , say $x_t = S\tilde{x}_t$. Of course, we may allow that S depends on i , so what is a suitable basis might differ for the cross-sectional units.

Therefore we suppose that we have selected x_t , a basis of \tilde{x}_t and obtain the representation:

$$y_{it} = \beta_i x_t + \xi_{it} \quad i \in \mathbb{N}. \tag{12}$$

We shall call (12) the finite distributed lag representation of the GDFM.

As stated above, recall that the decomposition into weak common component and statically common component is unique. In particular for the weak factors (though there is a rotational indeterminacy) we obtain a representation by projecting out F_t from x_t , so

$$\begin{aligned} F_t^w &= x_t - \text{proj}(x_t \mid \text{sp}(F_t)). \\ e_{it}^X &= \text{proj}(\chi_{it} \mid F_t^w) = \text{proj}(e_{it} \mid F_t^w) \\ &= \chi_{it} - C_{it} = \beta_i x_t - \Lambda_i F_t \end{aligned} \tag{13}$$

With respect to parameter estimates in the regression (12) this means by the Frisch-Waugh-Lovell Theorem that, we have a significant influence of weak factors whenever lags of F_{t-j} for $j > 0$ have significant parameter estimates.

3 Inference for the Dynamic Common Component

3.1 Estimation

Denote by $P(A)$ the $r \times n$ matrix consisting of the first orthonormal row eigenvectors (corresponding to the r largest eigenvalues of A) and by $P^i(A)$ the $1 \times r$ vector consisting of the entries of the i -th row of $P(A)'$. Let $\mathbb{E} y_t^n (y_t^n)' \equiv \Gamma_y^n$ with $y_t^n = (y_{1t}, \dots, y_{nt})'$. The normalised principal components of y_t^n are

$$\begin{aligned} F_t^{n,y} &\equiv M^{-1/2}(\Gamma_y^n)P(\Gamma_y^n)y_t^n. \\ F_t^{n,C} &\equiv M^{-1/2}(\Gamma_C^n)P(\Gamma_C^n)C_t^n \end{aligned}$$

Clearly the normalised principal components of $F_t^{n,y}$ are determined only up to sign. To resolve this sign indeterminacy, let's assume (without loss of generality) that the first r rows of $P'(\Gamma_y^n)M^{1/2}(\Gamma_y^n)$, call it $\Lambda_r(\Gamma_y^n)$ have full rank (from a certain n onwards) and fix the diagonal elements of $\Lambda_r(\Gamma_y^n)$ to be always positive. This fixes the sign of the eigenvectors and the normalised principal components. We employ the following assumptions for estimation:

A 4 (Asymptotic Properties of the Loadings)

- (i) *Normalised Representation: Without loss of generality we assume that $\mathbb{E} F_t F_t' = I_r$*
- (ii) *Convergence of the "loadings variance": Set $\frac{(\Lambda^n)' \Lambda^n}{n} = \frac{1}{n} \sum_{i=1}^n \Lambda_i' \Lambda_i \equiv \Gamma_\Lambda^n$ and suppose that $\|\Gamma_\Lambda^n - \Gamma_\Lambda\| = \mathcal{O}(n^{-1/2})$ for some $\Gamma_\Lambda > 0$.*
- (iii) *The eigenvalues of Γ_Λ are distinct and contained in the diagonal matrix D_Λ sorted from the largest to the smallest.*
- (iv) *Loadings and idiosyncratic variances are globally bounded, i.e. $\|\Lambda_i\| < B_\Lambda < \infty$ and $\mathbb{E} e_{it}^2 < B_e < \infty$ for all $i \in \mathbb{N}$.*

A 5 (Estimation of Variance Matrices)

- (ii) $\left\| \hat{\Gamma}_F - \Gamma_F \right\| = \mathcal{O}_{ms}(T^{-1/2})$, where $\hat{\Gamma}_F = T^{-1} \sum_{t=1}^T F_t F_t'$.
- (iv) $\left\| \hat{\Gamma}_{Fe}^n p - \Gamma_{Fe}^n p \right\| = \mathcal{O}_{ms}(T^{-1/2})$ for all $n \in \mathbb{N}$ with for all p with $\|p\| = 1$, where $\Gamma_{Fe}^n \equiv \mathbb{E} F_t (e_t^n)'$ and $\hat{\Gamma}_{Fe}^n \equiv T^{-1} \sum_{t=1}^T F_t (e_t^n)'$.
- (v) $p(\hat{\Gamma}_e^n - \Gamma_e^n)p' = \mathcal{O}_{ms}(T^{-1/2})$ for all $n \in \mathbb{N}$ with for all p with $\|p\| = 1$, where $\mathbb{E} e_t^n (e_t^n)' \equiv \Gamma_e^n$ and $\hat{\Gamma}_e^n = T^{-1} \sum_{t=1}^T e_t^n (e_t^n)'$

Theorem 1 (Asymptotic Normality of the $\hat{\beta}$)

Under Assumptions A0 to A5 we can consistently estimate the dynamic common component from the strong factors with asymptotic variance

$$\sqrt{T}(\hat{\beta}_i - \beta_i)' \Rightarrow \mathcal{N}(0, \Gamma_x^{-1} \Gamma_{x\xi}(i) \Gamma_x^{-1}).$$

The asymptotic variance can consistently estimated by its sample equivalents.

4 Empirical Application

We consider US macroeconomic monthly data from [McCracken and Ng \(2016\)](#). The data is stationarity transformed and outlier cleaned. The outliers were imputed by the mean. We look at lag length of maximum $p = 24$ lags which equals 2 years.

After outlier cleaning and lost observations due to missing values we are left with a dataset of $T = 764$ observations from 1960/02 to 2023/09. The data is centred and standardised by to have zero mean and unit sample variance. We use $r = 8$ statically pervasive factors as in [McCracken and Ng \(2016\)](#).

To select basis coordinates for any cross-sectional unit we run LASSO regressions for different penalties on a calibration set spanning 80% of the data, so ranging from 1960/02 to 2010/12. First, we estimate the statically pervasive factors via PCA ($r = 8$) on the whole calibration set. After that, we roll a window comprising of 488 time observations forward in the calibration set and estimate a LASSO regression in each window and predict the last y_T (which was hold out at the end of the window) with different penalty parameters. The penalty parameter with the lowest Mean Squared Error (MSE) is selected. [Figure 1](#) illustrates the factors selected at each LASSO regression with the optimal parameter for the unemployment rate (UNRATE).

In the second step we perform a LASSO regression of y_{it} on the factors using the whole dataset for the factor extraction and the regression with the optimal penalty. This results in a final selected basis for y_{it} . Estimate the share of variance explained by weak factors. Finally the estimate of χ_{it} is obtained by regressing y_{it} on the selected basis without penalty. We proceed as in [\(13\)](#) to estimate the weak common component. [Figure 2](#) shows the share of the total variance of each variable explained by the weak common component. Clearly we shall not expect that the weak common component explains a large share of variation in total, however for quite a few variables it plays an important role (even up to 40% of the total variation). Among others the volatility index VIXCLSx, the unemployment rate, some labour market variables seem to be driven also by weak factors quite decisively. [Figure 3](#) shows the estimates for the dynamic common component and the static common component respectively using the methodology described above. Finally, we would like to test with [Theorem 1](#) for the presence of weak factors in a few selected variables. Recall that we have empirical evidence for weak factors whenever lags of the static factors appear to be significant see [tables 1, 2](#).

5 Conclusion

We propose a novel and simple procedure to estimate the dynamic common component by regression on a finite number of lags of PCA extracted statically pervasive factors. Our theory operates without assuming independence between the static idiosyncratic and the static common component thus being in line with the assumptions of the GDFM. We solve the complication potential singularities when stacking statically pervasive factors by LASSO regression. Finally our procedure implies simple ways to test for the presence of weak factors and to estimate the share of variance explained by the weak common component. We find that weak factors are everywhere also in an empirical sense [Gersing et al. \(2023\)](#).




Figure 1: Selected Factors in rolling window exercise with the MSE optimal penalty LASSO parameter for “UNRATE”.

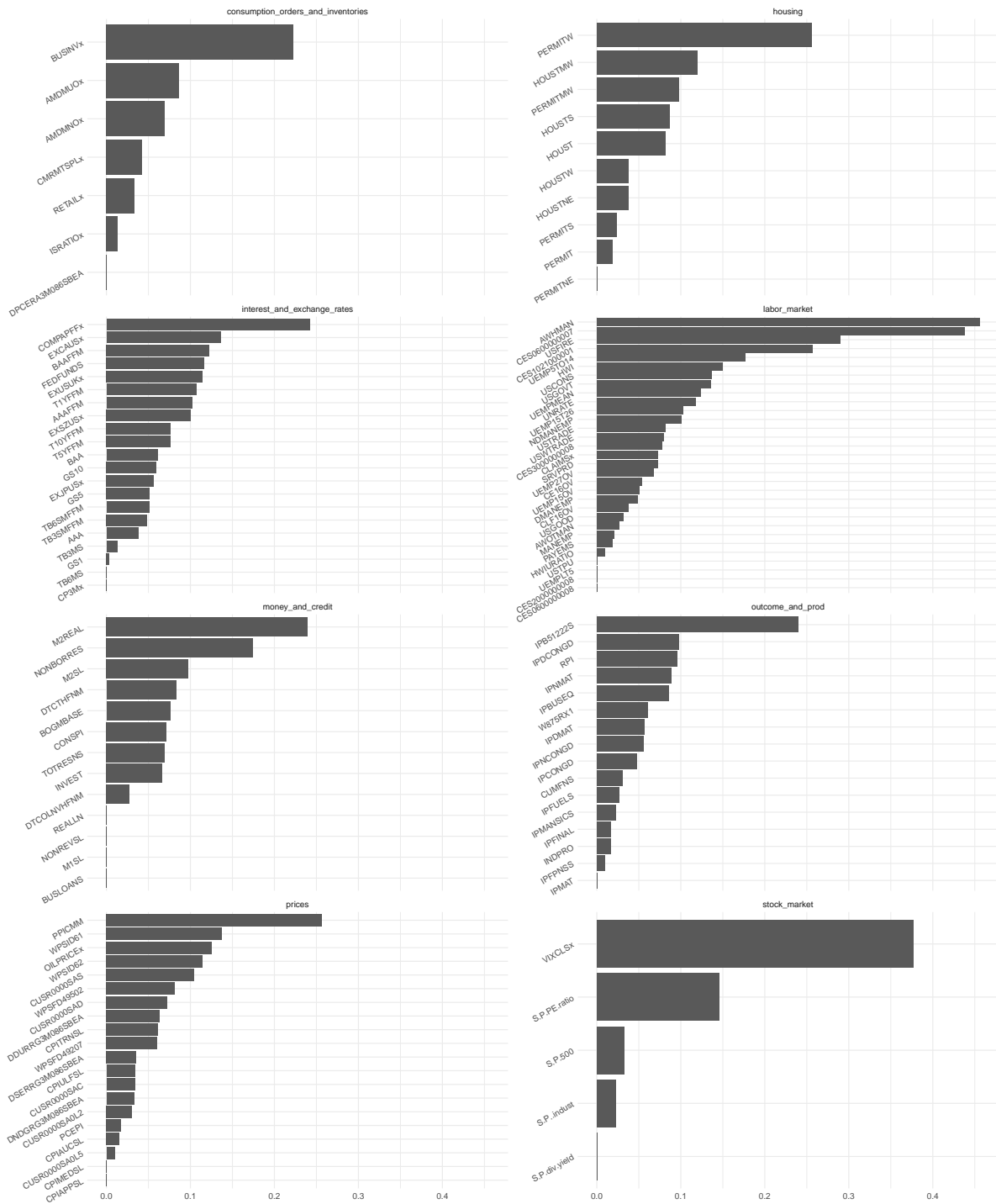


Figure 2: Share of variance explained by the weak common component estimated via (12) and (13).

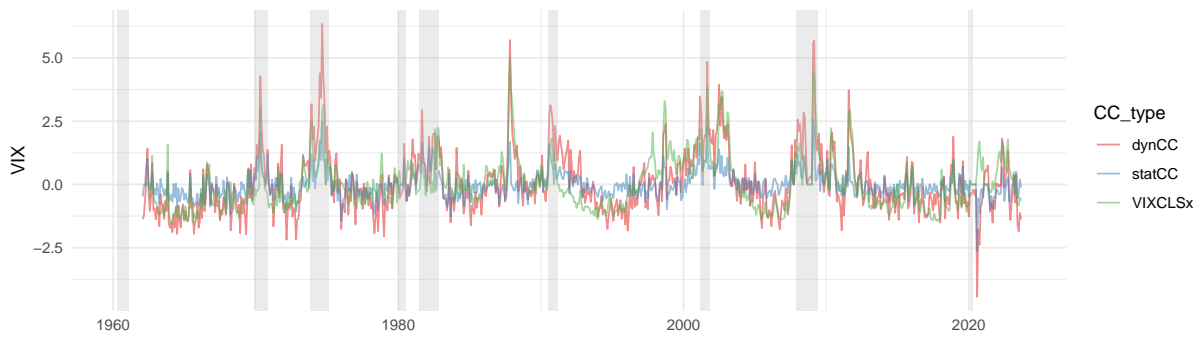


Figure 3: Chicago Board of Options Volatility Index (VIX) by Common Component Share

	Estimate	Std. error	t value	Pr(> t)	stars
F1_L0	0.532350411	0.06476094	8.2202391	1.110223e-16	***
F2_L0	0.136401852	0.02716173	5.0218399	2.558941e-07	***
F3_L0	-0.005490795	0.03667654	-0.1497086	4.404972e-01	
F5_L0	-0.335365776	0.05180000	-6.4742432	4.764411e-11	***
F7_L0	0.156817212	0.03192810	4.9115740	4.517409e-07	***
F8_L0	-0.151493948	0.03286221	-4.6099749	2.013588e-06	***
F3_L1	0.095628465	0.03342904	2.8606405	2.113931e-03	**
F4_L1	-0.099849415	0.02686699	-3.7164348	1.010269e-04	***
F1_L2	-0.020535971	0.05019531	-0.4091213	3.412253e-01	
F8_L2	-0.073285992	0.02564296	-2.8579381	2.132018e-03	**
F4_L4	0.041847753	0.02572072	1.6270058	5.186794e-02	.
F7_L4	0.012693054	0.02565645	0.4947315	3.103948e-01	
F3_L5	-0.028165568	0.03183504	-0.8847348	1.881498e-01	
F2_L6	0.005591083	0.02935830	0.1904430	4.244810e-01	
F7_L6	0.015179571	0.02551660	0.5948900	2.759585e-01	
F2_L8	-0.021824162	0.04074088	-0.5356822	2.960891e-01	
F8_L8	-0.110177872	0.02685323	-4.1029654	2.039441e-05	***
F3_L9	-0.022266329	0.02923448	-0.7616462	2.231356e-01	
F4_L9	-0.061775915	0.02878852	-2.1458523	1.594238e-02	*
F7_L9	0.043211824	0.02390244	1.8078413	3.531560e-02	*
F4_L10	0.069819919	0.02905010	2.4034309	8.121018e-03	**
F7_L10	-0.039764741	0.02540446	-1.5652661	5.876026e-02	.
F1_L12	-0.057704259	0.03097662	-1.8628328	3.124290e-02	*
F4_L12	-0.087448688	0.02833298	-3.0864628	1.012767e-03	**
F7_L12	-0.084405819	0.03256279	-2.5920946	4.769677e-03	**
F8_L13	-0.083202342	0.02555470	-3.2558532	5.652609e-04	***
F4_L14	-0.046311093	0.02787224	-1.6615490	4.830162e-02	*
F1_L15	-0.033894942	0.03203660	-1.0580068	1.450262e-01	
F5_L15	-0.076960221	0.03287742	-2.3408233	9.620636e-03	**
F7_L16	-0.039431485	0.02632411	-1.4979228	6.707665e-02	.
F4_L17	0.040189571	0.02558546	1.5707973	5.811487e-02	.
F7_L18	-0.031032216	0.02712222	-1.1441620	1.262782e-01	
F3_L19	0.025102664	0.03558885	0.7053519	2.402956e-01	
F5_L19	0.011054947	0.03717266	0.2973945	3.830827e-01	
F8_L20	0.006449438	0.02892783	0.2229492	4.117875e-01	
F3_L21	0.104484762	0.03242619	3.2222336	6.359768e-04	***
F4_L21	0.028596821	0.03260498	0.8770691	1.902245e-01	
F8_L21	-0.026297913	0.02628729	-1.0004043	1.585575e-01	
F1_L23	-0.085991611	0.03173997	-2.7092533	3.371742e-03	**
F5_L24	0.032251121	0.02700285	1.1943599	1.161686e-01	
F7_L24	-0.027263973	0.02642625	-1.0317005	1.511062e-01	

Table 1: Unconstrained regression of UNRATE on the LASSO selected basis of statically pervasive factors

	Estimate	Std. error	t value	Pr(> t)	stars
F1.L0	-0.1031941822	0.07740583	-1.33315767	9.124003e-02	.
F2.L0	-0.2782243989	0.04413513	-6.30392088	1.451044e-10	***
F3.L0	-0.1600094832	0.04387251	-3.64714656	1.325843e-04	***
F4.L0	0.1239901620	0.03900789	3.17859203	7.399612e-04	***
F5.L0	-0.1024836651	0.05692797	-1.80023396	3.591185e-02	*
F6.L0	0.0789992493	0.04118855	1.91799065	2.755610e-02	*
F7.L0	-0.0714317437	0.03754879	-1.90237145	2.856131e-02	*
F8.L0	0.2126039177	0.05239179	4.05796266	2.475134e-05	***
F1.L1	-0.0445612180	0.04664806	-0.95526405	1.697221e-01	
F2.L1	-0.0015650762	0.03795372	-0.04123643	4.835537e-01	
F4.L1	-0.0399485443	0.04019034	-0.99398381	1.601154e-01	
F7.L1	-0.0174143631	0.03219474	-0.54090709	2.942858e-01	
F8.L1	-0.0804955370	0.04005637	-2.00955637	2.223908e-02	*
F3.L2	-0.0069293229	0.04531930	-0.15290003	4.392386e-01	
F4.L2	-0.0005612491	0.03910320	-0.01435302	4.942742e-01	
F5.L2	-0.0543260012	0.03814047	-1.42436616	7.717025e-02	.
F5.L3	0.0375217739	0.03714067	1.01026122	1.561851e-01	
F6.L3	-0.0159667968	0.03621986	-0.44082986	3.296681e-01	
F3.L4	0.0276083078	0.03802841	0.72599164	2.339219e-01	
F5.L4	0.0900023007	0.03585320	2.51030028	6.031427e-03	**
F6.L4	-0.0312372435	0.03311512	-0.94329252	1.727656e-01	
F5.L5	-0.0139105232	0.03465477	-0.40140280	3.440618e-01	
F2.L6	0.0270325377	0.03340850	0.80915148	2.092140e-01	
F3.L7	-0.0244770908	0.04295898	-0.56977823	2.844141e-01	
F4.L8	0.0200769455	0.03488190	0.57556915	2.824532e-01	
F5.L8	-0.0399035676	0.03629586	-1.09939732	1.357974e-01	
F6.L8	0.0039745497	0.03350290	0.11863299	4.527831e-01	
F7.L8	-0.0389547528	0.03241148	-1.20188147	1.147047e-01	
F4.L9	-0.0689337873	0.03843539	-1.79349786	3.644668e-02	*
F4.L10	0.0354476299	0.03226236	1.09873036	1.359428e-01	
F7.L10	0.0008206802	0.03198199	0.02566070	4.897640e-01	
F8.L10	0.0362532822	0.03129433	1.15846150	1.233379e-01	
F1.L11	0.0129937512	0.04429731	0.29333046	3.846348e-01	
F2.L12	-0.1590881352	0.03833906	-4.14950558	1.665971e-05	***
F7.L12	-0.0769381633	0.03313881	-2.32169387	1.012471e-02	*
F6.L13	-0.0541690654	0.03034944	-1.78484568	3.714318e-02	*
F7.L13	-0.0057480751	0.03144264	-0.18281149	4.274730e-01	
F7.L14	0.0057936832	0.03121117	0.18562853	4.263680e-01	
F8.L14	0.0130824683	0.03894678	0.33590633	3.684708e-01	
F1.L16	0.0510975707	0.04313174	1.18468607	1.180708e-01	
F8.L16	-0.0799522021	0.03482943	-2.29553577	1.085122e-02	*
F1.L17	-0.0266870614	0.03825455	-0.69761795	2.427081e-01	
F8.L17	-0.0414651200	0.03414636	-1.21433500	1.123099e-01	
F2.L18	0.0939136661	0.04827893	1.94523098	2.587359e-02	*
F8.L18	-0.0110571648	0.03248401	-0.34038793	3.667822e-01	
F2.L19	-0.0630179199	0.04638403	-1.35861246	8.713471e-02	.
F4.L19	0.0256821469	0.03797270	0.67633190	2.494150e-01	
F5.L19	-0.0360651502	0.04489478	-0.80332612	2.108931e-01	
F7.L19	-0.0196633301	0.02928353	-0.67148092	2.509571e-01	
F5.L20	0.0077401584	0.03188125	0.24278092	4.040876e-01	
F6.L20	0.0272602673	0.04089210	0.66663894	2.525014e-01	
F3.L21	0.0451691662	0.05347009	0.84475580	1.991236e-01	
F6.L21	-0.0443485240	0.03130058	-1.41685960	7.826199e-02	.
F7.L21	-0.0028294678	0.03221105	-0.08784152	4.650013e-01	
F8.L21	-0.0129143678	0.03073684	-0.42015929	3.371845e-01	
F7.L22	0.0169563324	0.02885552	0.58762880	2.783907e-01	
F8.L22	0.0180639126	0.03458221	0.52234691	3.007144e-01	
F8.L23	-0.0265562923	0.04035376	-0.65808724	2.552410e-01	
F7.L24	-0.0093902330	0.03181429	-0.29515768	3.839367e-01	

Table 2: Unconstrained regression of INDPRO on the LASSO selected basis of statically pervasive factors

A Proofs

In the following, we use the notation and Lemmata from [Gersing \(2024a\)](#).

Lemma 1

Under [A0](#) to [A4](#), for $\mathcal{K}^{n,F} \equiv M^{-1/2}(\Gamma_y^n)P(\Gamma_y^n)$ and $\hat{\mathcal{K}}^{n,F} \equiv M^{-1/2}(\hat{\Gamma}_y^n)P(\hat{\Gamma}_y^n)$

$$(i) \quad \|\mathcal{K}^{n,F} \Lambda^n - I_r\| = \mathcal{O}(n^{-1/2})$$

$$(ii) \quad \|\hat{\mathcal{K}}^{n,F} \Lambda^n - I_r\| = \mathcal{O}_{ms}(\max(n^{-1/2}, T^{-1/2}))$$

Proof. For statement (i) note that because of the employed normalisation, we have $D_\Lambda^{-1/2}P_\Lambda\Gamma_\Lambda = D_\Lambda$. Then

$$\begin{aligned} \mathcal{K}^{n,F} \Lambda^n &= M^{-1/2}(\Gamma_y^n)P(\Gamma_y^n)\Lambda^n = \left(\frac{M(\Gamma_y^n)}{n}\right)^{-1/2} P(\Gamma_y^n) \frac{\Lambda^n}{\sqrt{n}} \\ \text{and} \quad \left\| \left(\frac{M(\Gamma_y^n)}{n}\right)^{-1/2} - D_\Lambda^{-1/2} \right\| &= \mathcal{O}(n^{-1/2}) \\ \left\| P(\Gamma_y^n) \frac{\Lambda^n}{\sqrt{n}} - D_\Lambda^{-1/2} P_\Lambda \Gamma_\Lambda \right\| &= \left\| P(\Gamma_y^n) \frac{\Lambda^n}{\sqrt{n}} - D_\Lambda^{1/2} \right\| = \mathcal{O}(n^{-1/2}), \end{aligned}$$

which implies the desired result by standard arguments.

Considering (ii), we know that $\|\hat{\mathcal{K}}_j^{n,F} - \mathcal{K}_j^{n,F}\| = \mathcal{O}_{ms}(T^{-1/2}n^{-1/2})$. So

$$\begin{aligned} \|\hat{\mathcal{K}}^{n,F} \Lambda^n - I_r\| &\leq \left\| \left(\hat{\mathcal{K}}^{n,F} - \mathcal{K}^{n,F}\right) \Lambda^n \right\| + \|\mathcal{K}^{n,F} \Lambda^n - I_r\| \\ &\leq \left\| \left(\hat{\mathcal{K}}^{n,F} - \mathcal{K}^{n,F}\right) \right\| \|\Lambda^n\| + \|\mathcal{K}^{n,F} \Lambda^n - I_r\| \\ &= \mathcal{O}_{ms}(T^{-1/2}n^{-1/2})\mathcal{O}(n^{1/2}) + \mathcal{O}(n^{-1/2}) = \mathcal{O}_{ms}(\max(T^{-1/2}, n^{-1/2})). \end{aligned}$$

■

Lemma 2

Under [A0](#) to [A4](#), we have

$$(i) \quad \|T^{-1/2}x'(\hat{x} - x)\| = \mathcal{O}_{ms}(\max(T^{-1/2}, n^{-1/2}))$$

$$(ii) \quad \|T^{-1/2}\hat{x}'(\hat{x} - x)\| = \mathcal{O}_{ms}(\max(T^{-1/2}, n^{-1/2}))$$

$$(iii) \quad \|T^{-1/2}(\hat{x} - x)' \xi\| = \mathcal{O}_{ms}(\max(T^{-1/2}, n^{-1/2}))$$

Proof. For part (ii), we look with $\hat{\mathcal{K}} \equiv \hat{\mathcal{K}}^{n,F}$

$$\begin{aligned} \frac{1}{T} \sum_{t=1}^T \hat{F}_t^n (\hat{F}_{t-j}^n - F_{t-j})' &= \frac{1}{T} \sum_{t=1}^T \left(\hat{\mathcal{K}} \Lambda^n F_t + \hat{\mathcal{K}} e_t^n \right) \left(\hat{\mathcal{K}} \Lambda^n F_{t-j} + \hat{\mathcal{K}} e_{t-j}^n - F_{t-j} \right)' \\ &= \hat{\mathcal{K}} \Lambda^n \hat{\Gamma}_F(j) (\Lambda^n)' \hat{\mathcal{K}}' - \hat{\mathcal{K}} \Lambda^n \hat{\Gamma}_F(j) + \hat{\mathcal{K}} \Lambda^n \hat{\Gamma}_{F_e}(j) \hat{\mathcal{K}}' + \hat{\mathcal{K}} \hat{\Gamma}_{eF}(j) (\Lambda^n)' \hat{\mathcal{K}}' + \hat{\mathcal{K}} \hat{\Gamma}_e(j) \hat{\mathcal{K}}' - \hat{\mathcal{K}} \hat{\Gamma}_{eF}(j) \\ &= \hat{\mathcal{K}} \Lambda^n \hat{\Gamma}_F(j) \left((\Lambda^n)' \hat{\mathcal{K}}' - I_r \right) + \hat{\mathcal{K}} \Lambda^n \hat{\Gamma}_{F_e}(j) \hat{\mathcal{K}}' + \hat{\mathcal{K}} \hat{\Gamma}_{eF}(j) (\Lambda^n)' \hat{\mathcal{K}}' + \hat{\mathcal{K}} \hat{\Gamma}_e(j) \hat{\mathcal{K}}' - \hat{\mathcal{K}} \hat{\Gamma}_{eF}(j) \\ &= \mathcal{O}_{ms}(1) \mathcal{O}_{ms}(T^{-1/2}) \mathcal{O}_{ms}(\max(T^{-1/2}, n^{-1/2})) + \mathcal{O}_{ms}(T^{-1/2}n^{-1/2}) + \mathcal{O}_{ms}(n^{-1}T^{-1/2}) \end{aligned}$$

where we used Lemma 1(ii) and that

$$\begin{aligned}\hat{\mathcal{K}}\Lambda^n\hat{\Gamma}_{Fe}(j)P'(\hat{\Gamma}_y^n)M^{-1/2}(\hat{\Gamma}_y^n) &= \mathcal{O}_{ms}(1)\mathcal{O}_{ms}(T^{-1/2})\mathcal{O}_{ms}(n^{-1/2}) \\ \hat{\mathcal{K}}\hat{\Gamma}_{eF}(j) &= \mathcal{O}_{ms}(n^{-1/2}T^{-1/2}), \\ \hat{\mathcal{K}}\hat{\Gamma}_{eF}(j)\Lambda^n\hat{\mathcal{K}}' &= \mathcal{O}_{ms}(n^{-1/2})\mathcal{O}_{ms}(T^{-1/2})\mathcal{O}_{ms}(1) \\ \hat{\mathcal{K}}\hat{\Gamma}_e^n\hat{\mathcal{K}}' &= \mathcal{O}_{ms}(n^{-1}T^{-1/2}).\end{aligned}$$

Statement (i) follows with analogous arguments.

For statement (iii) we look at the expansion

$$\begin{aligned}\frac{1}{T}\sum_{t=1}^T(\hat{F}_{t-j}^n - F_{t-j})\xi_{it} &= \frac{1}{T}\sum_{t=1}^T\left(\hat{\mathcal{K}}\Lambda^n F_{t-j} + \hat{\mathcal{K}}e_{t-j}^n - F_{t-j}\right)\xi_{it} = \left(\hat{\mathcal{K}}\Lambda^n - I_r\right)\hat{\Gamma}_{F\xi_i}(j) + \hat{\mathcal{K}}\hat{\Gamma}_{e\xi_i}(j) \\ &= \mathcal{O}_{ms}(\max(T^{-1/2}, n^{-1/2}))\mathcal{O}_{ms}(T^{-1/2}) + \mathcal{O}_{ms}(n^{-1/2})\mathcal{O}_{ms}(T^{-1/2}),\end{aligned}$$

by Lemma 1(ii). ■

A.1 Proof of Theorem 1

For convenience we drop the subscript i , keeping in mind that x_{it} and p_i may be different for each row. We suppose that $\Gamma_x > 0$, so potentially we have to choose a subset of coordinates of x_{it} to achieve that.

We use the expansion

$$\begin{aligned}\sqrt{T}\left((\hat{x}'\hat{x})^{-1}\hat{x}'y - \beta'\right) &= \sqrt{T}\left[(\hat{x}'\hat{x})^{-1}\hat{x}'(\hat{x}\beta' + \xi + (x - \hat{x})\beta') - \beta'\right] \\ &= (T^{-1}\hat{x}'\hat{x})^{-1}T^{-1/2}\hat{x}'\xi + (T^{-1}\hat{x}'\hat{x})^{-1}T^{-1/2}\hat{x}'(x - \hat{x})\beta' \\ &= (T^{-1}\hat{x}'\hat{x})^{-1}T^{-1/2}\hat{x}'\xi + \underbrace{(T^{-1}\hat{x}'\hat{x})^{-1}T^{-1/2}(\hat{x} - x)'\xi}_{(I)} + \underbrace{(T^{-1}\hat{x}'\hat{x})^{-1}T^{-1/2}\hat{x}'(x - \hat{x})\beta'}_{(II)}\end{aligned}$$

where (I) = $\mathcal{O}_{ms}(\max(T^{-1/2}, n^{-1/2}))$ and (II) = $\mathcal{O}_{ms}(\max(T^{-1/2}, n^{-1/2}))$ by Lemma 2.

Consequently, by $T^{-1/2}\sum_{t=1}^T x_{it}\xi_{it} \Rightarrow \mathcal{N}(0, \Gamma_{x\xi}(i))$, by standard rules, we have

$$\sqrt{T}(\hat{\beta}_i - \beta_i)' \Rightarrow \mathcal{N}(0, \Gamma_x^{-1}\Gamma_{x\xi}(i)\Gamma_x^{-1}).$$

References

- Alessi, L., Barigozzi, M., and Capasso, M. (2010). Improved penalization for determining the number of factors in approximate factor models. *Statistics & Probability Letters*, 80(23-24):1806–1813.
- Anderson, B. D. and Deistler, M. (2008). Generalized linear dynamic factor models—a structure theory. In *2008 47th IEEE Conference on Decision and Control*, pages 1980–1985. IEEE.
- Bai, J. and Ng, S. (2002). Determining the number of factors in approximate factor models. *Econometrica*, 70(1):191–221.
- Bai, J. and Ng, S. (2006). Confidence intervals for diffusion index forecasts and inference for factor-augmented regressions. *Econometrica*, 74(4):1133–1150.

- Barigozzi, M. (2022). On estimation and inference of large approximate dynamic factor models via the principal component analysis. *arXiv preprint arXiv:2211.01921*.
- Barigozzi, M., Hallin, M., Luciani, M., and Zaffaroni, P. (2024). Inferential theory for generalized dynamic factor models. *Journal of Econometrics*, 239(2):105422.
- Bernanke, B. S., Boivin, J., and Eliasziw, P. (2005). Measuring the effects of monetary policy: a factor-augmented vector autoregressive (favar) approach. *The Quarterly journal of economics*, 120(1):387–422.
- Chamberlain, G. and Rothschild, M. (1983a). Arbitrage, factor structure, and mean-variance analysis on large asset markets. *Econometrica: Journal of the Econometric Society*, pages 1281–1304.
- Chamberlain, G. and Rothschild, M. (1983b). Arbitrage, factor structure, and mean-variance analysis on large asset markets. *Econometrica: Journal of the Econometric Society*, pages 1281–1304.
- Deistler, M. and Scherrer, W. (2022). *Time Series Models*, volume Lecture Notes in Statistics 224. Springer.
- Forni, M., Giovannelli, A., Lippi, M., and Soccorsi, S. (2018). Dynamic factor model with infinite-dimensional factor space: Forecasting. *Journal of Applied Econometrics*, 33(5):625–642.
- Forni, M., Hallin, M., Lippi, M., and Reichlin, L. (2000). The generalized dynamic-factor model: Identification and estimation. *Review of Economics and statistics*, 82(4):540–554.
- Forni, M., Hallin, M., Lippi, M., and Reichlin, L. (2005). The generalized dynamic factor model: one-sided estimation and forecasting. *Journal of the American statistical association*, 100(471):830–840.
- Forni, M., Hallin, M., Lippi, M., and Zaffaroni, P. (2017). Dynamic factor models with infinite-dimensional factor space: Asymptotic analysis. *Journal of Econometrics*, 199(1):74–92.
- Forni, M. and Lippi, M. (2001). The generalized dynamic factor model: representation theory. *Econometric theory*, 17(6):1113–1141.
- Gersing, P. (2024a). Actually, there is no rotational indeterminacy in the approximate factor model. *arXiv preprint arXiv:2408.11676*.
- Gersing, P. (2024b). On the existence of one-sided causal representations in the generalised dynamic factor model. *arXiv preprint arXiv:2410.18159*.
- Gersing, P., Rust, C., Deistler, M., and Barigozzi, M. (2023). Weak factors are everywhere. *arXiv preprint arXiv:2307.10067*.
- Hannan, E. J. and Deistler, M. (2012). *The statistical theory of linear systems*. SIAM.
- McCracken, M. W. and Ng, S. (2016). Fred-md: A monthly database for macroeconomic research. *Journal of Business & Economic Statistics*, 34(4):574–589.

Stock, J. H. and Watson, M. W. (2002). Forecasting using principal components from a large number of predictors. *Journal of the American Statistical Association*, 97(460):1167–1179.