

# Unexplored regions in teleparallel $f(T)$ gravity: Sign-changing dark energy density

Özgür Akarsu,<sup>1,\*</sup> Bilal Bulduk,<sup>1,2,†</sup> Antonio De Felice,<sup>3,‡</sup> Nihan Katırcı,<sup>4,§</sup> and N. Merve Uzun<sup>1,¶</sup>

<sup>1</sup>*Department of Physics, Istanbul Technical University, Maslak 34469 Istanbul, Türkiye*

<sup>2</sup>*Department of Physics, Gebze Technical University, Gebze, 41400 Kocaeli, Türkiye*

<sup>3</sup>*Center for Gravitational Physics and Quantum Information,*

*Yukawa Institute for Theoretical Physics, Kyoto University, 606-8502, Kyoto, Japan*

<sup>4</sup>*Department of Electrical and Electronics Engineering Doğuş University Ümraniye, 34775 Istanbul, Türkiye*

While teleparallel  $f(T)$  gravity has shown considerable potential in addressing cosmological tensions, such as the  $H_0$  and  $S_8$  discrepancies, we explore previously overlooked solution spaces within this framework that hold further promise. Specifically, we examine the case where the customary assumption of a strictly positive effective dark energy (DE) density—natural in general relativity—may not apply, offering new possibilities. Focusing on the exponential infrared model  $f(T) = Te^{\beta T_0/T}$ , where  $T$  is the torsion scalar, we investigate cosmological solutions characterized by the constant  $\beta$ , which is controlled by the present-day matter density parameter  $\Omega_{m0}$ . Ensuring consistency with CMB data, we find that the widely studied  $\beta_+$  (positive exponent) case exhibits phantom behavior, while the previously overlooked  $\beta_-$  (negative exponent) case—sufficient to avoid instabilities or ghosts—features a sign-changing DE density that transitions smoothly from negative to positive values at redshift  $z_+ \sim 1.5$ , consistent with recent approaches to alleviating cosmological tensions. Though the sign-changing DE density in the  $f(T)$  model leads to a larger-than-expected enhancement, we further extend the analysis by incorporating a cosmological constant,  $\Lambda$ . This extension,  $f(T) \rightarrow f(T) + 2\Lambda$ , broadens the solution space consistent with the SH0ES  $H_0$  measurement while maintaining consistency with CMB power spectra. Additionally, it introduces richer phenomenological possibilities, including the potential moderation or cessation of cosmic acceleration at very low redshifts, aligning with recent observational analyses, such as those from DESI BAO data. Our findings also suggest that existing  $f(T)$  cosmological models should be revisited in light of the novel theoretical insights presented here.

## I. INTRODUCTION

In the teleparallel equivalent of general relativity (TEGR), constructed from a torsion-based approach to gravity, the gravitational part of the Lagrangian density is described by the torsion scalar  $T$ , replacing the torsionless Levi-Civita connection of the standard curvature-based formulation with the vanishing-curvature Weitzenböck connection [1]. The generalization of the gravitational Lagrangian density  $T$  to an arbitrary function  $f(T)$  [2, 3], in a similar spirit to  $f(R)$  theory [4–9], has been extensively investigated from various perspectives, generating considerable interest over the past two decades. A key factor driving this interest is that field equations of  $f(T)$  gravity are second order, unlike those of  $f(R)$  gravity, which are fourth order, although Ostrogradski instabilities can be avoided. The  $f(T)$  theory, whose initial formulation was not locally Lorentz invariant, includes extra degrees of freedom that are absent in the standard general relativity (GR). The covariant formulation of the  $f(T)$  gravity, which is safe from local Lorentz symmetry violation [10, 11], has been explored in Refs. [12–14]. However, it should be noted that ongoing debates remain, particularly concerning the number of degrees of freedom

in the theory [15–19]. We refer the readers to Refs. [20–23] for a comprehensive review on teleparallel  $f(T)$  gravity.

As with other modified gravity theories,  $f(T)$  gravity models, effective at late times in the Universe, have been investigated to determine whether they can provide an interpretation of the present-day accelerated cosmic expansion driven by torsional effects [24, 25]; see also Ref. [26] for a dynamical system analysis of a generic  $f(T)$  model. Detailed analyses of the dynamics of these models, based on various choices of the  $f(T)$  function, have revealed that the effective dark energy (DE) component arising from the extra torsional terms can exhibit quintessence and phantom regimes, as well as phantom divide line (PDL) crossings [27–30]. In recent years, it has been reported that simple phantom models mitigate the  $H_0$  (Hubble constant) tension, while models featuring phantom crossing—first suggested through a model now referred to as DMS20 [31]—offer even greater relief for the  $H_0$  tension. A more recent analysis of the DMS20 model [31], as presented in Ref. [32], interpreted as an embodiment of Omnipotent DE, has not only confirmed its effectiveness in mitigating the  $H_0$  tension but also revealed that the model’s ability to attain negative density values for  $z \gtrsim 2$  and resemble to a negative cosmological constant at higher redshifts, along with the PDL crossing at  $z \sim 0.1$ , plays a crucial role in alleviating the tension. This aligns with the findings from the  $\Lambda_s$ CDM model [33–35]—which suggests a rapid (smooth or abrupt) transition of the Universe from anti-de Sitter (AdS) vacua to de Sitter (dS) vacua in the late Universe at redshift  $z_+ \sim 2$ , as conjectured through the graduated dark energy (gDE) model [36]—shown to

\* akarsuo@itu.edu.tr

† bulduk21@itu.edu.tr

‡ antonio.defelice@yukawa.kyoto-u.ac.jp

§ nkatirci@dogus.edu.tr

¶ uzunmer@itu.edu.tr

be promising in simultaneously addressing major cosmological tensions such as the  $H_0$  and  $S_8$  (growth parameter) tensions, as well as several other, less significant tensions. We refer readers, without claiming to be exhaustive, to Refs. [37–68] for further studies that explore DE models with negative energy density values, often consistent with a negative (AdS-like) cosmological constant, particularly for  $z \geq 1.5 - 2$ , and aimed at addressing major cosmological tensions. For recent reviews on cosmological tensions and discrepancies, see Refs. [69–74]. Recently, the Dark Energy Spectroscopic Instrument (DESI) baryon acoustic oscillations (BAO) data, both with and without the inclusion of Planck cosmic microwave background (CMB) [75] and type Ia supernova data [76–78], have provided more than  $2\sigma$  evidence for dynamical DE when using the Chevallier-Polarski-Linder (CPL) parametrization [79]. Additionally, non-parametric reconstructions of the DE density based on DESI BAO data, combined with other datasets, suggest the possibility of vanishing or negative DE densities for  $z \gtrsim 1.5 - 2$  [80, 81], a phenomenon also observed in pre-DESI BAO data, particularly the SDSS BAO data [81–83].

The abrupt  $\Lambda_s$ CDM model [33–35] mentioned above, which offers one of the most economical frameworks for addressing major cosmological tensions while accommodating a wide range of datasets with only one additional parameter—the redshift of the proposed mirror AdS-to-dS transition—was initially conjectured phenomenologically based on observational findings from the gDE model [36]. However, realizing this hypothesized rapid transition of the cosmological constant in the late Universe seems theoretically challenging, particularly given that it involves a shift from negative to positive values. Nevertheless, the model’s remarkable phenomenological success has sparked theoretical interest, leading to recent advances that propose plausible mechanisms for this transition. For instance, Refs. [84–86] propose that Casimir forces from fields within the dark dimension scenario could drive the abrupt late-time mirror AdS-to-dS transition. While the AdS swampland conjecture suggests that such a transition might be improbable, these studies indicate that an AdS-to-dS shift in the late Universe is theoretically achievable under specific conditions, leading to a stringy realization of the  $\Lambda_s$ CDM model. Similarly, Refs. [87, 88] show that rapid (smooth or abrupt) late-time mirror AdS-to-dS transitions, or analogous DE dynamics, can be effectively realized through a particular Lagrangian in a type-II minimally modified gravity theory called VCDM [89, 90]. This realization, referred to as  $\Lambda_s$ VCDM, involves an auxiliary scalar field with a two-segmented linear potential and differing in perturbation dynamics from the GR-based  $\Lambda_s$ CDM model, achieves an even better fit to observational data [90]. Among other alternatives for realizing a late-time AdS-to-dS transition, or DE dynamics with similar characteristics, are approaches involving an overall change of the metric signature in GR [91], bimetric gravity [92], and Horndeski gravity [93], although this is by no means a complete list. These recent advances underscore

that a late-time AdS-to-dS transition—or more broadly, a transition from negative to positive DE density—may be more feasible than initially anticipated. Thus, it may be time to reconsider the conventional assumption that DE density must remain positive—a perspective rooted in GR and in the historical view that negative DE densities have not been considered cosmologically relevant and have frequently been associated with instabilities. These assumptions, however, are familiar within the GR framework and may not extend to effective DE models emerging from modified gravity frameworks. Furthermore, embedding the  $\Lambda_s$ CDM model within a theoretical framework by defining a specific Lagrangian elevates it from a phenomenological proposal to a fully predictive model, universally applicable and even beyond cosmological scales, as demonstrated in  $\Lambda_s$ VCDM [87, 88]. Developing DE models with such dynamics from theories with well-defined Lagrangians is therefore essential and strongly motivates the work presented in this paper. Thus, revisiting established modified gravity theories without imposing a strict positivity constraint on DE density may open promising avenues for addressing cosmological tensions. As a case study, we present a previously studied  $f(T)$  model that aligns with the perspective we outlined above and yields solution spaces—exhibiting an effective DE component with the desired characteristics, particularly in the late Universe—that may have been overlooked due to the conventional assumptions. Although the nature of the physical degrees of freedom for  $f(T)$  is still an open issue, the model we discuss does fulfill the stability conditions for the perturbations during the background evolution we are interested in.

In this paper, focusing on a particular model known as *exponential infrared teleparallel gravity*, described by the function  $f(T) = Te^{\beta T_0/T}$  [94–96] and examining all possible solution spaces, we reveal unexplored solution regions that showcase how dynamics featuring a transition from negative to positive energy density values in the late Universe—specifically, a sign-changing behavior in the effective DE density—can be achieved within torsion-based  $f(T)$  gravity models. In Section II, we briefly present the necessary background for  $f(T)$  theory. In Section III, we discuss the widely-studied and the uncharted regions that predict effective torsional DE featuring phantom behaviour as well as the uncharted regions in which the effective torsional DE exhibits nontrivial sign-changing behavior in its energy density. As a distinguishing feature, this model is based on six parameters like the standard  $\Lambda$ CDM such that  $\beta$  is not a free parameter but is determined by the present-day energy density of matter ( $\Omega_{m0}$ ) in the context of Friedmann-Lemaître-Robertson-Walker (FLRW) cosmology. After presenting the extensive theoretical discussion, in Section IV, we explore the viable cosmologies, particularly concentrating on the late-time accelerating cosmic expansion. The studies so far adhered to  $\beta > 0$  case, viz., the positive exponent ( $\beta_+$ ), excluding negative one, and obtained an effective DE whose density parameter is below the PDL. However, we show

that  $\beta < 0$  case, viz., negative exponent ( $\beta_-$ ) conversely generates an effective DE whose energy density attains negative values beyond a certain redshift. On top of this interesting feature,  $\beta_-$  is also a sufficient condition to avoid instabilities/ghosts, independently of the value dynamics of  $T$  on any background, whereas  $\beta_+$  is not. Then, we further point out that  $f(T)$  gravity might be a potential candidate for realizing an AdS-dS transition, not rapidly but in a comparably smooth way, through a DE component effectively arising from the extra torsional terms due to  $f - T$  modification. Although not realizing a mirror AdS-dS transition, our findings showcase the  $f(T)$  gravity's capability on the way to integrating  $\Lambda_s$ CDM model into a theoretical framework. Then, in Section V, we extend the viable cosmologies by introducing a cosmological constant as  $f(T) \rightarrow f(T) + 2\Lambda$  with  $f(T) = Te^{\beta T_0/T}$  whose  $\beta = 0$  limit is equivalent to the standard  $\Lambda$ CDM model on a spatially flat FLRW background. We show that even this simplest modification to the original form of the function widens the scope of the possibilities in the cosmological context to a considerable extent. In Section VI, we draw our conclusions.

## II. COSMOLOGY IN TELEPARALLEL DESCRIPTION OF GRAVITY

A general spacetime is a 4-dimensional differentiable manifold  $\mathcal{M}$ , where the tangent space at each point is a Minkowski spacetime. We introduce four linearly independent vector fields,  $e^a{}_\mu$ , known as vierbeins or tetrads, defined on this smooth manifold. Here, Greek indices ( $\mu, \nu, \dots$ ) correspond to the general spacetime coordinates, while Latin indices ( $a, b, \dots$ ) denote the tangent space coordinates, both running from 0 to 3 [1, 20–23]. To ensure a non-degenerate metric, the vierbeins must satisfy the orthonormality conditions  $e^\mu{}_a e^a{}_\nu = \delta^\mu{}_\nu$  and  $e^b{}_\mu e^\mu{}_a = \delta^b{}_a$ . Consequently, the Lorentzian metric tensor of the spacetime can be expressed as

$$g_{\mu\nu} = \eta_{ab} e^a{}_\mu e^b{}_\nu, \quad (1)$$

where  $\eta_{ab} = \text{diag}(-1, 1, 1, 1)$  is the metric tensor of Minkowski spacetime in Cartesian coordinates.

In teleparallel gravity, the geometry of spacetime is encoded in torsion, necessitating the use of a connection different from that of curvature-based gravity. Instead of the torsionless Levi-Civita connection, we employ the curvature-free Weitzenböck connection, which is defined in terms of the vierbeins as [21]:

$$\Gamma^\sigma{}_{\mu\nu} = e^\sigma{}_a \partial_\mu e^a{}_\nu = -e^a{}_\nu \partial_\mu e^\sigma{}_a, \quad (2)$$

whose nonsymmetric feature leads to the definition of the torsion tensor:

$$T^\sigma{}_{\mu\nu} = \Gamma^\sigma{}_{\mu\nu} - \Gamma^\sigma{}_{\nu\mu} = e^\sigma{}_a (\partial_\mu e^a{}_\nu - \partial_\nu e^a{}_\mu). \quad (3)$$

An analogy can be drawn between the torsion tensor  $T^\sigma{}_{\mu\nu}$  in teleparallel gravity and the Riemann curvature

tensor,  $R^\sigma{}_{\mu\nu\alpha}$ , in the conventional representation of GR; see Ref. [97] for further details. Then, we define the spacetime-indexed superpotential tensor as

$$S_{\sigma\mu\nu} = \frac{1}{2} (T_{\sigma\mu\nu} + T_{\nu\sigma\mu} + T_{\mu\sigma\nu}) + g_{\sigma\mu} T_\nu - g_{\sigma\nu} T_\mu, \quad (4)$$

whose first three terms form contortion tensor,  $K_{\mu\sigma\nu}$ , which is anti-symmetric in the lateral indices and  $T_\mu \equiv T^\sigma{}_{\mu\sigma}$  is the torsion vector. Contracting it with the torsion tensor yields the torsion scalar (Weitzenböck invariant), viz.,  $T = \frac{1}{2} S_{\sigma\mu\nu} T^{\sigma\mu\nu}$ , which can also be expressed as

$$T = \frac{1}{4} T_{\sigma\mu\nu} T^{\sigma\mu\nu} + \frac{1}{2} T_{\sigma\mu\nu} T^{\mu\sigma\nu} - T_\mu T^\mu. \quad (5)$$

Consequently, the action of the  $f(T)$  gravity reads [21]

$$\mathcal{S} = \int d^4x \, ||e|| \left[ -\frac{1}{2\kappa} f(T) + \mathcal{L}_m \right], \quad (6)$$

where  $||e|| = \det(e^a{}_\mu) = \sqrt{-g}$  with  $g$  being the determinant of  $g_{\mu\nu}$ ,  $\kappa = 8\pi G_N$  with  $G_N$  being the standard Newtonian constant, and  $\mathcal{L}_m$  is the Lagrangian density of material fields. Here and throughout the paper, we work in units such that the speed of light equals unity,  $c = 1$ . We note that the particular case  $f(T) = T$  reduces to TEGR [1].

This study investigates the cosmological applications of  $f(T)$  gravity. For this purpose, we consider the following vierbein configuration:

$$e^a{}_\mu = \text{diag}[1, a(t), a(t), a(t)], \quad (7)$$

which corresponds to the FLRW spacetime metric with flat spatial sections:

$$ds^2 = -dt^2 + a(t)^2 (dx^2 + dy^2 + dz^2), \quad (8)$$

where  $a(t)$  is the scale factor and  $t$  denotes cosmic time. Substituting Eq. (7) into Eq. (5) with Eq. (3), we obtain the torsion scalar as:

$$T = 6H^2, \quad (9)$$

where  $H = \frac{\dot{a}}{a}$  is the Hubble parameter. We suppose that all types of matter distributions (viz., the usual cosmological sources such as radiation, baryons, etc.) are perfect fluids with no peculiar velocities. Accordingly, by expanding at first order the action (6) on the FLRW background, we find the modified Friedmann equations for an arbitrary function of the torsion scalar, viz.,  $f(T)$ , as follows:

$$3H^2 = \frac{1}{2} (T + f - 2T f_T) + \kappa\rho, \quad (10)$$

$$-2\dot{H} - 3H^2 = 2\dot{H}(f_T + 2T f_{TT} - 1) - \frac{1}{2} (T + f - 2T f_T) + \kappa p, \quad (11)$$

where  $f_T = df/dT$  and  $f_{TT} = d^2f/dT^2$ . Here  $\rho$  and  $p$  denote the energy density and pressure of the perfect fluid,

respectively.<sup>1</sup> This expression of the dynamical equations allows us to immediately write a general expression for the effective contribution from  $T$  to the energy density and pressure as

$$\kappa\rho_T \equiv \frac{1}{2}(T + f - 2Tf_T), \quad (12)$$

$$\kappa p_T \equiv 2\dot{H}(f_T + 2Tf_{TT} - 1) - \frac{1}{2}(T + f - 2Tf_T). \quad (13)$$

And, it is immediate to verify that Eqs. (12) and (13) satisfy by construction the continuity equation  $\dot{\rho}_T + 3H(\rho_T + p_T) = 0$ . Having established the necessary background, we now proceed to examine a specific model of  $f(T)$  gravity within the context of spatially homogeneous and isotropic universe.

### III. EXPONENTIAL INFRARED TELEPARALLEL COSMOLOGY

In this work, we consider a specific model proposed in Ref. [94], defined by the function

$$f(T) = Te^{\beta T_0/T}, \quad (14)$$

where  $\beta$  is a dimensionless constant and  $T_0$  represents the present-day value of the torsion scalar. Considering that pressureless matter follows the local energy-momentum conservation law, as in GR, viz.,  $\dot{\rho}_m + 3H\rho_m = 0$  [20], and substituting Eq. (14) into Eq. (10) along with the relation (9), we obtain the following independent Friedmann equation and the constraint equation, respectively:

$$\left(\frac{H^2}{H_0^2} - 2\beta\right) e^{\beta H_0^2/H^2} = \Omega_{m0}(\beta)(1+z)^3, \quad (15)$$

$$\Omega_{m0}(\beta) = (1 - 2\beta)e^\beta, \quad (16)$$

where  $\Omega_{m0} = \kappa\rho_{m0}/(3H_0^2)$  is the present-day matter density parameter. The density parameter is defined as  $\Omega = \rho/\rho_{cr}$ , with the critical energy density of the Universe given by  $\rho_{cr} = 3H^2/\kappa$ . The redshift is related to the scale factor as  $z = a_0/a - 1$ , where  $a_0$  denotes the present-day value of the scale factor. Here and throughout this paper, a subscript 0 attached to any quantity denotes its present-day value (i.e., at  $z = 0$ ). Note that Eq. (16) is derived by applying the condition  $H(z = 0) = H_0$  to Eq. (15). This constraint equation indicates that the model does not introduce any new free parameters compared to the standard, namely, six-parameter based,  $\Lambda$ CDM model, see Fig. 1, which explicitly shows that  $\beta$  distinguishes different regions near a cosmic phase transition point (the critical point  $\beta = 0$ ) taking the place of the present-day matter density,  $\Omega_{m0}$ . It is important to note that isolat-

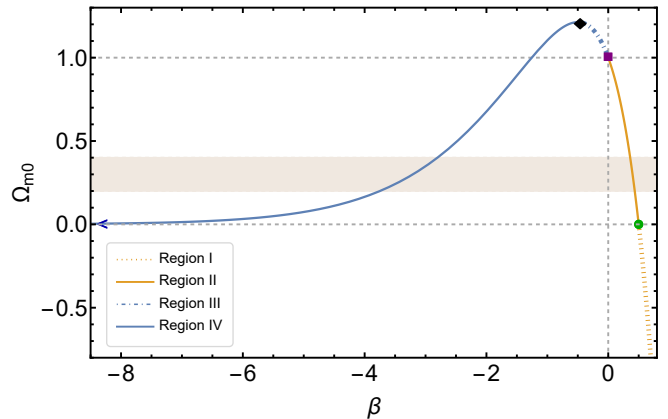


FIG. 1.  $\Omega_{m0}$  vs  $\beta$  plotted by using Eq. (16). The curve is separated into four regions: The dotted orange part (Region I) is the new region that covers negative values of the present-day density parameter of matter, i.e.,  $\Omega_{m0} < 0$ . The solid orange part (Region II) is the widely studied region [94–96], which corresponds to  $0 < \Omega_{m0} < 1$ , due to that reasonable  $\Omega_{m0}$  values from observational point of view shown by the wheat band lie in this region. The dot-dashed blue curve (Region III) is another new region leading to  $\Omega_{m0}$  values larger than unity. The solid blue curve (Region IV) is an overlooked region in the literature even though the observationally reasonable  $\Omega_{m0}$  values can be obtained in this region as well. Some special points are  $(\beta = -1/2, \Omega_{m0} = 2/\sqrt{e} = 1.21306)$  represented by black diamond,  $(\beta \rightarrow -\infty, \Omega_{m0} \rightarrow 0)$  by blue triangle,  $(\beta = 1/2, \Omega_{m0} = 0)$  by green circle and  $(\beta = 0, \Omega_{m0} = 1)$  by purple square.

ing  $H$  in Eq. (15) is not possible, and thus, an explicit exact solution for  $H(z)$  cannot be obtained. However, by rewriting Eq. (15) using the constraint in Eq. (16), we can express the redshift as a function of the Hubble parameter as follows:

$$z(H) = e^{\frac{\beta}{3}(H_0^2/H^2 - 1)} \left[ \frac{H^2/H_0^2 - 2\beta}{1 - 2\beta} \right]^{1/3} - 1, \quad (17)$$

provided that  $\beta \neq 1/2$ . And, using the derivative of Eq. (17) with respect to  $H$ , we derive another important relation given by

$$\begin{aligned} \frac{dH}{d\mathcal{N}} &= -(1+z) \frac{dH}{dz}, \\ &= -\frac{3}{2} \frac{H(1 - 2\beta H_0^2/H^2)}{1 - \beta H_0^2/H^2 + 2\beta^2 H_0^4/H^4}, \end{aligned} \quad (18)$$

where  $\mathcal{N} \equiv \ln(a/a_0)$  is the e-fold variable. Note that the denominator in Eq. (18) never vanishes for any real value of  $\beta$  or  $H_0/H$ .<sup>2</sup> Next, the Ricci scalar, constructed using

<sup>1</sup> In the presence of several components,  $\rho$  and  $p$  denote the total energy density and pressure for the standard matter fields (including dark matter and possibly a cosmological constant), respectively.

<sup>2</sup> Setting the denominator in Eq. (18) to zero transforms it into a quadratic equation with the variable redefined as  $x \equiv H_0^2/H^2$ . For



the metric  $g_{\mu\nu}$ , is given by

$$\begin{aligned} R &= 12H^2 - 6H(1+z) \frac{dH}{dz}, \\ &= 12H^2 - \frac{9H^2(1-2\beta H_0^2/H^2)}{1-\beta H_0^2/H^2 + 2\beta^2 H_0^4/H^4}. \end{aligned} \quad (19)$$

We also calculate the deceleration parameter,  $q \equiv -1 - \frac{1}{H} \frac{dH}{dz}$ , as follows:

$$q = -1 + \frac{3}{2} \frac{1-2\beta H_0^2/H^2}{1-\beta H_0^2/H^2 + 2\beta^2 H_0^4/H^4}. \quad (20)$$

For  $\beta = 0$  (marked by purple square in Fig. 1), we find  $q = 1/2$ , corresponding to the deceleration parameter of a matter-dominated universe inTEGR, which describes the Einstein-de Sitter universe, as there is no bare cosmological constant introduced. In the following section, Fig. 2 illustrates the behavior of the Hubble and deceleration parameters with respect to redshift for different values of the parameter  $\beta$ , specifically  $\Omega_{m0}$ . See the straight purple line in the bottom panel of Fig. 2 plotted for  $\beta = 0$ , the Einstein-de Sitter universe ( $q = 1/2$ ) is the critical point.

### A. New solution regions along with known regions

It can be deduced from Eq. (15) that the model exhibits distinct characteristic behaviors depending on the values of the parameter  $\beta$ . These behaviors can be classified into the following regions and special points, as illustrated in Fig. 1:

**Region I** ( $\beta > 1/2$ ): The present-day matter density parameter is negative, i.e.,  $\Omega_{m0} < 0$  as required by Eq. (16), and this region is represented by the dotted orange curve in Fig. 1. As  $\beta$  increases,  $\Omega_{m0}$  diverges to negative infinity ( $\Omega_{m0} \rightarrow -\infty$ ). For this region, Eq. (15) implies that the Hubble parameter is constrained by  $H^2 < 2\beta H_0^2$ . Analysing the evolution of  $H(z)$ , we find that in the past, as  $z \rightarrow \infty$ ,  $H \rightarrow 0$  with  $q \rightarrow -1$ , corresponding to a Minkowski spacetime, and in the far future, as  $z \rightarrow -1$ ,  $H^2 \rightarrow 2\beta H_0^2$  with  $q \rightarrow -1$ , representing a dS universe, as demonstrated in Fig. 2.

**Point I** ( $\beta = 1/2$ ): This case corresponds to  $\Omega_{m0} = 0$  and is represented by the green point in Fig. 1. This special point leads to an empty universe, i.e., a zero present-day density parameter of matter. Nevertheless, a dS background with  $H^2 = H_0^2$  ( $q = -1$ ) still emerges due to the modification in the spacetime geometry from  $f(T)$ , even though no bare cosmological constant is introduced, as shown by the green line in Fig. 2.

---

real values of  $\beta$ , the equation always has a negative discriminant,  $\Delta = -7\beta^2$ , indicating two complex (non-real) roots, which are not valid solutions for  $H_0^2/H^2$ . Hence, Eq. (18) is free from singularities.

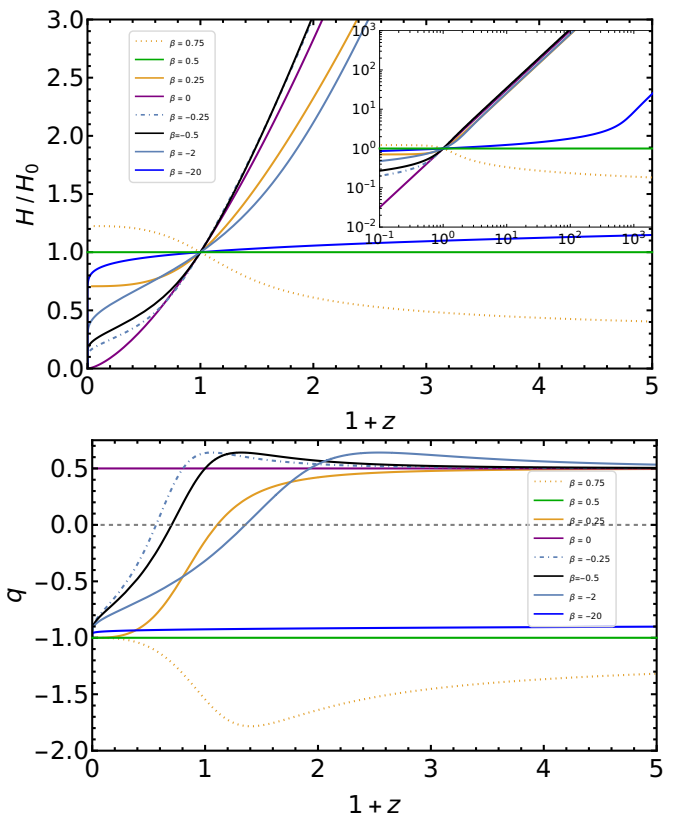


FIG. 2. **Top panel:** Hubble parameter  $H(z)$  scaled by  $H_0$ , **Bottom panel:** deceleration parameter  $q(z)$  with respect to  $1+z$  for some  $\beta$  values chosen according to the regions presented in Fig. 1 where colors are encoded with those used for regions.

**Region II** ( $0 < \beta < 1/2$ ): The solid orange curve in Fig. 1 represents this region, which includes the well-known case already discussed in the literature [95, 96]. In this region, the present-day matter density parameter lies within the interval  $0 < \Omega_{m0} < 1$ , enabling a reasonable range of  $\Omega_{m0}$ , as indicated by the wheat band in Fig. 1. Here, Eq. (15) constrains the Hubble parameter to  $H^2 > 2\beta H_0^2$ . Analysing the evolution of  $H(z)$ , we find that in the past, as  $z \rightarrow \infty$ ,  $H \rightarrow \infty$  with  $q \rightarrow 1/2$ , corresponding to matter dominated universe, and in the far future, as  $z \rightarrow -1$ ,  $H^2 \rightarrow 2\beta H_0^2$  with  $q \rightarrow -1$ , representing a dS universe, as illustrated in Fig. 2. This region yields a viable torsional DE model featuring phantom behavior, which has been thoroughly investigated in Sec. IV B.

**Point II** ( $\beta = 0$ ): This case is denoted by purple square marker corresponding to  $\Omega_{m0} = 1$  in Fig. 1. Here, the extra terms arisen from  $f(T) - T$  vanish, and thus the  $f(T)$  regime transitions a matter dominatedTEGR, i.e., an Einstein-de Sitter universe with  $q = 1/2$ , as shown in Fig. 2. This represents a critical

point due to the absence of accelerated expansion.

**Region III** ( $-1/2 < \beta < 0$ ): In this case, the present-day density parameter of matter lies within the range  $1 < \Omega_{m0} < 2/\sqrt{e}$ , which is represented by the blue dot-dashed curve and is being discussed for the first time in the literature. In this region, as demonstrated in the bottom panel of the Fig. 2, the transition from deceleration to acceleration happens in the future ( $z_{tr} < 0$ ); therefore, this case cannot account for the present-day accelerated expansion of the Universe.

**Point III** ( $\beta = -1/2$ ): In this case shown by the black diamond marker in Fig. 1, the present-day matter density parameter reaches its maximum value,  $\Omega_{m0} = 2/\sqrt{e}$ , within the model under consideration. The dynamics observed are similar to those of Region III, as illustrated in Fig 2.

**Region IV** ( $\beta < -1/2$ ): In this case, represented by the blue curve, the present-day matter density parameter lies within the range  $0 < \Omega_{m0} < 2/\sqrt{e}$ . Notably, this region also includes the observationally reasonable  $\Omega_{m0}$  values indicated by the wheat band, though it has been largely overlooked in cosmological analyses to date. This region yields an effective DE model with a sign-change in its density formed from torsional terms. This second viable model is thoroughly investigated in Sec. IV C. As  $\beta$  becomes more negative (corresponding to smaller  $\Omega_{m0}$ ), the transition redshift from deceleration to acceleration shifts further into the past.<sup>3</sup>

Concerning the last three cases ( $\beta < 0$ ), in the far future, i.e., for  $z \rightarrow -1$ , the solution of Eq. (15) leads to  $H \rightarrow 0$ . In the same limit, we observe that  $dH/dz \rightarrow \infty$ , which might raise concerns about a potential singularity. However, from Eq. (18), it becomes evident that  $H \rightarrow 0$  and  $dH/d\mathcal{N} \rightarrow 0$ , indicating a finite Minkowski limit.<sup>4</sup>

### B. The effective gravitational constant, the signature of $f_T$ , and extended regions

We leave for future work the question of the stability of the solutions against linear inhomogeneous and anisotropic perturbation, yet we now discuss  $f_T$  and its

contribution to effective Newtonian constant by adapting it into a variable form considering the evolution of the matter perturbations in the sub-horizon limit which is governed by

$$\ddot{\delta}_m + 2H\dot{\delta}_m - \frac{4\pi G_N}{f_T}\rho_m\delta_m = 0, \quad (21)$$

where  $\delta_m = \delta\rho_m/\rho_m$  is the matter density contrast. Thus, the linear structure formation during the matter-dominated era is affected both by the modified background evolution through  $H$  and by the modulation of the effective Newtonian constant for the cosmological perturbations through [21]

$$\mathcal{G}_{\text{eff}} \equiv \frac{G_N}{f_T}. \quad (22)$$

The last term in Eq. (21) should be negative to ensure that matter does cluster around galaxies and structure is formed properly. In this regard, if we consider the dark matter as yet an unknown component of  $\Omega_{m0}$  as in the standard scenario, the positivity of  $f_T$  guarantees the attractive nature of gravity, having  $\mathcal{G}_{\text{eff}} > 0$ , then matter clusters around the galaxies.

Now we would like to discuss the signature of  $f_T$  without a detailed investigation on scalar and tensor perturbations since it is an important quantity in  $f(T)$  theory, particularly, at the perturbation level. The derivative of the  $f$  function given in Eq. (14) with respect to the torsion scalar  $T$  reads

$$f_T = e^{\beta T_0/T} (1 - \beta T_0/T). \quad (23)$$

It can be easily deduced from Eq. (23) that  $\beta < 0$  is a sufficient condition to have  $f_T > 0$ , independently of the value dynamics of  $T$  on any background, including the FLRW spacetime, which may be seen from Eq. (24) as well. Conversely, when  $\beta > 0$ , one needs to ensure that dynamically the Universe never entered through an era during which  $f_T < 0$ . Using the relation (9) in the Eq. (23) assuming FLRW spacetime metric, we obtain

$$f_T = e^{\beta H_0^2/H^2} (1 - \beta H_0^2/H^2). \quad (24)$$

Hence, on FLRW spacetime assumption, we notice from Eq. (24) that  $\beta < 0$  case including Regions III and IV and the Point III ( $\beta = -1/2$ ) satisfies  $f_T > 0$  irrespective of the evolution of Hubble parameter. For the Point II ( $\beta = 0$ ), we have  $f_T = 1$ . In the  $\beta > 0$  case, Region II and the Point I ( $\beta = 1/2$ ) ensures the positivity of  $f_T$ ; for the former, the Hubble parameter is already bounded as  $H^2 > 2\beta H_0^2$  and for the latter, we have  $f_T = \sqrt{e}/2$ . Lastly, for Region I where  $H^2$  is bounded as  $0 < H^2 < 2\beta H_0^2$ , there are two possibilities: the interval  $0 < H^2 < \beta H_0^2$  leads to  $f_T < 0$  whereas the interval  $\beta H_0^2 < H^2 < 2\beta H_0^2$  implies  $f_T > 0$ . In other words, in Region I,  $\Omega_{m0}$  is always negative but  $f_T$  takes both positive and negative values according to the evolution of the Hubble parameter.

<sup>3</sup> As we will also see later on, the change of sign happens for  $|\beta|H_0^2/H^2 = -W_{-1}(-2^{-1}e^{-1/2}) - 1/2$ ,  $W$  being the Lambert-W function, leading to  $H \approx 0.892|\beta|^{1/2}H_0$ .

<sup>4</sup> For example, from Eq. (19), we can see that the Ricci scalar built from the metric  $g_{\mu\nu}$  also tends to vanish in this Minkowski limit. This is because this invariant, as well as others constructed from the metric tensor, contains terms involving  $(1+z)dH/dz$  or equivalently  $dH/d\mathcal{N}$ , which remain finite (along with higher derivatives like  $d^2H/d\mathcal{N}^2$  etc.).

After giving all theoretical capabilities of the model in terms of the quantity  $f_T$ , we analyse the above regions considering the positivity of  $f_T$ , which is required for several reasons. Probably the strongest of all is that otherwise, viz., for  $f_T < 0$ , the gravitational waves become ghost degrees of freedom, leading to the decay of the vacuum into standard particles and ghost particles (see, e.g., Ref. [21]). On top of this constraint, we also need to ensure that baryonic matter follows the usual laws of gravity. If  $f_T$  becomes negative, then baryons—whose energy density is positive, being made of particles/quanta with positive mass (energy)—would lead to “antigravity”, a phenomenon that should not occur after recombination. Therefore, based on the above discussion regarding the signature of  $f_T$ , only Region I is problematic in this sense. One might observe that in cases where  $f_T < 0$  and  $\Omega_{m0} < 0$ , Eq. (21) is still mathematically compatible with a growth of perturbations. However, it is crucial to note that when  $f_T < 0$ , both the matter perturbations—since  $\rho_m = \mu_0 n < 0$  and  $\partial\rho_m/\partial n < 0$  (or  $\mu_0 < 0$ , given that  $\text{sign}(\Omega_{m0}) = \text{sign}(\mu_0)$ ) with  $n > 0$  being the particle number density—and gravitational waves always become ghost degrees of freedom (the latter, regardless of the value of  $\Omega_{m0}$ ). Therefore, such a scenario cannot be considered physically acceptable. The fractional change of the effective gravitational constant,  $\dot{\mathcal{G}}_{\text{eff}}/\mathcal{G}_{\text{eff}} = -\dot{f}_T/f_T$ , modifies the propagation of gravitational waves, governed by [21]

$$\ddot{h}_{ij} + \left(3H + \frac{\dot{f}_T}{f_T}\right) \dot{h}_{ij} + \frac{k^2}{a^2} h_{ij} = 0, \quad (25)$$

where the modification on Hubble friction term is too slight to be constrained by the currently existing gravitational wave data, as suggested by models considered in the literature [98, 99]. In the exponential infrared teleparallel model, this term takes the form:

$$\frac{\dot{\mathcal{G}}_{\text{eff}}}{\mathcal{G}_{\text{eff}}} = -\frac{f_{TT}}{f_T} \dot{T} = -\frac{2(\beta H_0^2/H^2)^2 dH}{1 - \beta H_0^2/H^2 d\mathcal{N}}, \quad (26)$$

which shares the same signature as  $dH/d\mathcal{N}$  given in Eq. (18), except in Region I. Fig. 3 illustrates the behaviors of  $f_T$  in the top panel and  $\dot{\mathcal{G}}_{\text{eff}}/\mathcal{G}_{\text{eff}}$ , scaled by  $H_0$ , in the bottom panel for the same  $\beta$  values used in Fig. 2.

We note that the effective gravitational constant  $\mathcal{G}_{\text{eff}}$ , as experienced by cosmological perturbations and defined in Eq. (22), does not necessarily coincide with the effective Newtonian constant  $G_{\text{eff}}$  measured within gravitationally bound/virialized structures, such as galaxies and the solar system, where  $G_{\text{eff}} \approx G_N$  must hold. In  $f(R)$  gravity theories, the Ricci scalar  $R$  depends on the local environment due to the source induced by the local matter density in the modified Einstein equations, leading to variations in gravitational interactions across different settings. Analogously, in  $f(T)$  gravity, the torsion scalar  $T$  is also expected to exhibit environmental dependence. Specifically, in regions where the matter density

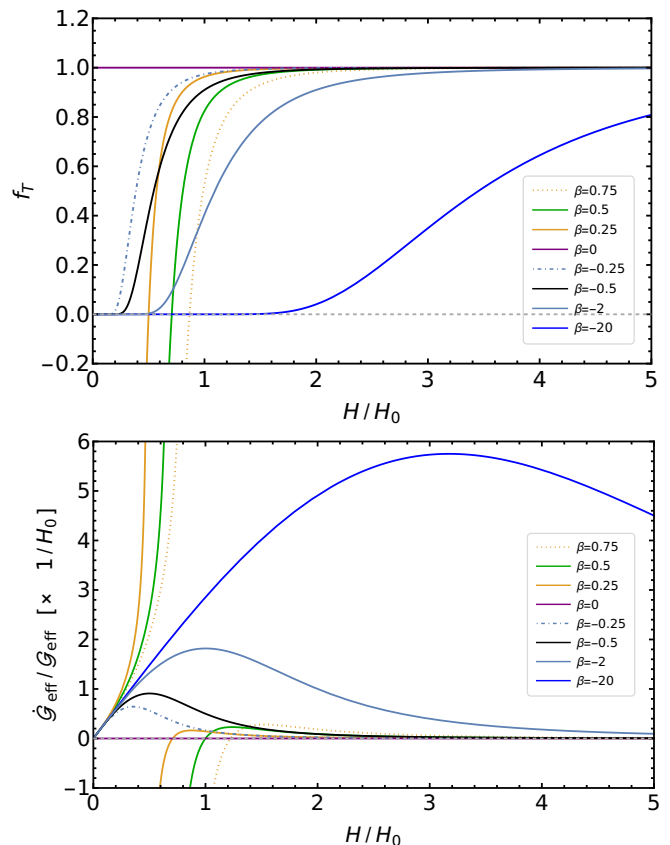


FIG. 3. **Top panel:**  $f_T$  with respect to  $H/H_0$ , **Bottom panel:**  $\dot{\mathcal{G}}_{\text{eff}}/\mathcal{G}_{\text{eff}}$  scaled by  $H_0$  with respect to  $H/H_0$  for some chosen  $\beta$  values representing regions presented in Fig 1.

$\rho_{\text{env}} \gg \rho_{\text{cosmo}}(z=0)$ , as one finds  $R_{\text{env}} \gg R(z=0)$ , it is reasonable to expect  $T_{\text{env}} \gg T_{\text{cosmo}}(z=0)$  as well. For instance, in a homogeneous and isotropic background,  $|T(z \gg 1)| \propto H^2(z \gg 1) \simeq \rho(z \gg 1) \gg \rho(z=0)$ . Hence, at high redshifts, we have  $f_T(z \gg 1) \approx 1$ , leading to a GR-like limit where  $\mathcal{G}_{\text{eff}} \approx G_N$ , or equivalently, for  $\rho(z)/\rho(z=0) \gg 1$ , i.e., for large energy densities compared to today’s cosmological values. Therefore, we expect that the behavior in other environments (e.g., within the solar system) is better described by the phenomenology of  $f(T)$  when  $T(t) \simeq T_{\text{env}}$ . In bound or virialized structures like galaxies and the solar system, spacetime can be effectively considered static and decoupled from cosmological expansion, resulting in a larger torsion scalar due to the higher local densities compared to  $T_{\text{cosmo}}$ . This indicates that the environmental dependence of  $T$ , governed by the local properties of spacetime, plays a crucial role in determining the behavior of  $f(T)$  gravity across different physical settings.

The key factor in recovering GR locally is the behavior of the function  $f(T)$  and its derivative  $f_T$  in the relevant limits of  $T$ . For the  $f(T)$  models where the condition  $f_T|_{T \simeq T_{\text{env}} \gg T_{\text{cosmo}}} \approx 1$  is satisfied, we expect the theory

to closely resemble GR in high density environments. In other words, a “screening mechanism”, similar to the chameleon mechanism [100, 101] present in  $f(R)$  theories [5, 102–106], is needed for  $f(T)$  models to suppress the fifth force on small scales—responsible for cosmic acceleration on large scales—and restore GR within the solar system. Then, in the presence of such a mechanism, the solar system constraints cannot be naively applied to these theories at cosmological scales. As a result, the effective cosmological Newtonian constant,  $\mathcal{G}_{\text{eff}}$ , is not directly related to the local effective Newtonian constant, denoted as  $G_{\text{eff}}$ . This allows  $f(T)$  gravity to modify cosmological dynamics, potentially addressing phenomena such as cosmic acceleration driven by DE, while remaining consistent with observations in local environments. The post-Newtonian limit of  $f(T)$  gravity has been found to be identical to that of GR [107]. It was also shown in Ref. [108] that Brans-Dicke-type nonminimal coupling of a scalar field to torsion results in the same parameterized post-Newtonian (PPN) parameters as in GR. Similarly, Ref. [109] demonstrated that other scalar field couplings without kinetic terms exhibit no deviation from GR’s PPN parameters in the massless scalar field case, and for the massive case, only the  $\gamma$  parameter was calculated, which was also found to agree with GR. Therefore, these findings might be considered as an indication that  $f(T)$  gravity is endowed with a chameleon-like mechanism similar to that of  $f(R)$  [102–106]. Nonetheless, given Eq. (21), the cosmological dynamics of matter perturbations  $\delta_m$  will impact observables related to the growth of large-scale structures. These could provide constraints from several experiments and may even help to alleviate the  $S_8$  tension due to the deviation of the cosmological Newtonian constant  $\mathcal{G}_{\text{eff}}$  from  $G_N$ . Furthermore, even if the chameleon mechanism is at work at astrophysical scales, as soon as a gravitational wave feels the cosmological environment during its propagation—for instance, a wave produced in a galaxy a few (say, 10 – 100) Mpc away from us—its propagation will also reflect the cosmological behavior. Future observational tests, including measurements of the growth rate of cosmic structures, redshift-space distortions, and weak lensing surveys, can provide stringent constraints on  $f(T)$  gravity. Exploring these phenomenological implications is beyond the scope of the current work and will be left as a future project.

#### IV. EXPLORING VIABLE COSMOLOGIES

In this section, we investigate a compelling theoretical feature of the  $f(T)$  model under consideration: the possibility that the effective DE density can attain negative values at high redshifts, independent of the presence of a negative bare cosmological constant. Typically, a self-gravitating fluid component with  $\rho < 0$  in the background would be regarded as problematic. For a simple matter component, the energy density  $\rho_\phi$  remains positive unless a ghost-like degree of freedom is present.

In standard quintessence models, if a negative bare cosmological constant is included, the total energy density of the quintessence field and the cosmological constant could indeed become negative, provided the cosmological constant is sufficiently large and negative. However, in the absence of such a cosmological constant, where the quintessence potential vanishes at its absolute minimum, the energy density of the quintessence field remains strictly non-negative.

In the context of  $f(T)$  gravity, as we will demonstrate in the following discussion, the theory can enter an era where  $\rho_T < 0$  even without the need for a cosmological constant.<sup>5</sup> Moreover, the theory remains free from ghost instabilities, as  $f_T > 0$  is preserved throughout. This intriguing feature may lead to nontrivial phenomenological consequences. While a cosmological constant can be introduced into the  $f(T)$  framework to enrich its phenomenological scope, our analysis in this section is limited to the scenario without a cosmological constant. In Sec. V, we will expand the discussion to explore viable cosmologies by incorporating  $\Lambda$  into the action (6), while retaining the function (14) describing the exponential infrared teleparallel model.

##### A. Effective DE interpretation

To investigate the exponential infrared model from the perspective of dynamical DE models, we treat the additional geometrical terms arising from the  $f(T)$  modification in the modified Friedmann equations as an effective DE component, see Eqs. (10)-(13). Note that the  $T$  part of the action (6) generates the standard  $3H^2$  term, and thereby, the extra terms stem from the variation of the  $f(T) - T$  contribution. Similar to Eq. (17), we can express all quantities in terms of the Hubble parameter  $H$ , thus allowing their  $z$ -dependencies to be written in parametric form. To proceed, we rewrite the Friedmann equation from Eq. (15) as:

$$3H^2 = \kappa\rho_{m0}(1+z)^3 + \kappa\rho_T, \quad (27)$$

where the energy density of the torsional DE can be extracted as:

$$\rho_T(H) = \frac{3H^2}{\kappa} \left[ 1 - (1 - 2\beta H_0^2/H^2) e^{\beta H_0^2/H^2} \right], \quad (28)$$

which can also be obtained by substituting Eq. (14) along with the relation (9) into Eq. (12). Using Eq. (11), or equivalently, the fact that the torsional DE satisfies the local energy-momentum conservation law, viz.,

<sup>5</sup> For instance, at early times, we find  $\lim_{H/H_0 \rightarrow \infty} \rho_T = 3\beta H_0^2/\kappa < 0$  for  $\beta < 0$ , while for any finite value of  $H$ ,  $\rho_T + p_T \neq 0$ . This shows that the  $f(T)$  modification does not act as a cosmological constant. By construction, we assume that at the present time,  $\kappa\rho_T(z=0)/(3H_0^2) = 1 - \Omega_{m0}$ , which is positive for  $\Omega_{m0} < 1$ .



$\dot{\rho}_T + 3H(\rho_T + p_T) = 0$ , the pressure of the torsional DE is given by:

$$p_T(H) = -\frac{3\beta H_0^2}{\kappa} \left( \frac{1 + 2\beta H_0^2/H^2}{1 - \beta H_0^2/H^2 + 2\beta^2 H_0^4/H^4} \right). \quad (29)$$

Consequently, the corresponding equation of state (EoS) parameter of the torsional DE reads:

$$w_T = -\frac{\beta H_0^2/H^2}{1 - \beta H_0^2/H^2 + 2\beta^2 H_0^4/H^4} \times \frac{1 + 2\beta H_0^2/H^2}{1 - (1 - 2\beta H_0^2/H^2) e^{\beta H_0^2/H^2}}. \quad (30)$$

To conduct a reasonable quantitative analysis of the effective DE model, whose theoretical basis is outlined above, we now present a preliminary forecast of the relevant cosmological parameters. We fix the angular scale of the sound horizon,  $\theta_* = r_*/D_M(z_*)$ , and the present-day physical matter density,  $\Omega_{m0}h^2$ , to the Planck CMB data constraints, assuming the base  $\Lambda$ CDM model, ensuring reasonable consistency with the CMB power spectra as described below. Since the modification considered in Eq. (14) becomes effective only in the post-recombination epoch, we do not expect significant deviations in the comoving sound horizon at last scattering,  $r_* = \int_{z_*}^{\infty} c_s H^{-1} dz$ , which is determined primarily by the pre-recombination Universe, from that predicted by  $\Lambda$ CDM in the  $f(T)$  model under consideration in our work. Here,  $c_s$  is the sound speed in the plasma and  $z_* \approx 1090$  is the redshift of last scattering. Given that  $\theta_*$  is measured in a nearly model-independent manner with a precision of 0.03% [75], we equivalently fix the comoving angular diameter distance to last scattering, given by  $D_M(z_*) = \int_0^{z_*} cH^{-1} dz$ . Accordingly, we adopt the value from the Planck (TT,TE,EE+lowE+lensing) best-fit values for the base  $\Lambda$ CDM model [75];  $D_M(z_*) = 13869.6$  Mpc, tightly constrained through the measurement of  $\theta_*$  ( $100\theta_* = 1.041085$ ), along with the CMB-based constraint  $\Omega_{m0}h^2 = 0.14314$ , which implies an inverse correlation between  $\Omega_{m0}$  and  $H_0$ . Here,  $h = H_0/(100 \text{ km s}^{-1} \text{ Mpc}^{-1})$  represents the dimensionless reduced Hubble constant. The Planck (TT,TE,EE+lowE+lensing) best-fit value for the Hubble constant is  $H_0 = 67.32 \text{ km s}^{-1} \text{ Mpc}^{-1}$  for the  $\Lambda$ CDM model. Using our method, we obtain  $H_0 = 67.23 \text{ km s}^{-1} \text{ Mpc}^{-1}$ , confirming the robustness of our estimations. However, when we exclude radiation from our calculations, our estimation deviates significantly, yielding  $H_0 = 68.95 \text{ km s}^{-1} \text{ Mpc}^{-1}$  for  $\Lambda$ CDM. This discrepancy arises because, although radiation can be neglected in the late Universe, it still affects  $H(z)$  at high redshifts, particularly around recombination, when the radiation energy density cannot be entirely ignored. To compensate for this energy density deficiency, we use a slightly larger value for the physical matter density,  $\Omega_{m0}h^2 = 0.1444$ , to improve our estimations. With this adjustment, excluding radiation, we find  $H_0 = 67.70 \text{ km s}^{-1} \text{ Mpc}^{-1}$ —an estimation accurate to within 1%, which is sufficient for the purposes of our preliminary investigations.

In the  $f(T)$  model for phantom torsional DE (i.e., for the positive exponent case achieved with  $\beta_+$ ), this approach yields  $H_0 = 72.36 \text{ km s}^{-1} \text{ Mpc}^{-1}$ , which matches the value obtained from robust observational analysis,  $H_0 = 72.24 \pm 0.64 \text{ km s}^{-1} \text{ Mpc}^{-1}$ , as reported in Ref. [96]. Without compensating for the missing radiation component, we would obtain  $H_0 = 73.79 \text{ km s}^{-1} \text{ Mpc}^{-1}$ , a value that deviates considerably from the constraints given in Ref. [96]. Therefore, to conduct a fair and accurate comparison between the models (studied here theoretically without including radiation for simplicity), we replace  $\Omega_{m0}h^2 = 0.14314$  with  $\Omega_{m0}h^2 = 0.1444$  to use along with the Planck best-fit value for  $D_M(z_*) = 13869.6$  Mpc. This adjustment ensures that our results are consistent with the Planck-CMB constraints on the  $\Lambda$ CDM and  $f(T)$  models for phantom torsional DE ( $\beta_+$ ), as present in the literature, with an accuracy of 1%. Additionally, this ensures that our estimations of the free parameters of the models and the plots provided throughout the paper are not arbitrary but are consistent with Planck CMB data at a reasonable level, even though we do not include radiation.

Consequently, utilizing our method, we obtain  $H_0 = 72.36 \text{ km s}^{-1} \text{ Mpc}^{-1}$  and  $\Omega_{m0} = 0.276$  ( $\beta_+ = 0.408$ ) for Region II, and  $H_0 = 84.54 \text{ km s}^{-1} \text{ Mpc}^{-1}$  and  $\Omega_{m0} = 0.202$  ( $\beta_- = -3.736$ ) for Region IV. For comparison, applying the same constraints to the  $\Lambda$ CDM model yields  $H_0 = 67.70 \text{ km s}^{-1} \text{ Mpc}^{-1}$  and  $\Omega_{m0} = 0.315$ . The  $\beta_+$  case has been well-studied in the literature, where it produces a torsional DE with phantom behavior [94–96]. In the following sections, we examine both cases in comparison with the  $\Lambda$ CDM model, presenting illustrative figures. First, we revisit the  $\beta_+$  model in Sec. IV B, followed by an exploration of the  $\beta_-$  model in Sec. IV C, which effectively generates a DE with zero-crossing energy density—a scenario excluded in previous studies [94–96].

## B. $\beta_+$ case: Phantom Torsional DE

We now explore some features of the phantom DE model achieved with  $\beta_+$ —remaining consistent with the color used to represent Region II, the solid orange curve, in Fig. 1—using a series of illustrative plots. The top panels of Fig. 4 depict the evolution of the energy density,  $\rho_T(z)$ , and the pressure,  $p_T(z)$ , of the torsional DE, both scaled by  $\rho_{c\tau 0}$ . The bottom left panel presents the corresponding EoS parameter,  $w_T(z)$ , while the bottom right panel shows the evolution of the density parameters for matter and torsional DE, comparing the phantom model with  $\beta_+$  (orange curves) to the  $\Lambda$ CDM model (red curves).

At large redshift values ( $z \gtrsim 5$ ), the torsional DE behaves like a cosmological constant, with its EoS parameter becoming indistinguishably close to  $-1$ , specifically,  $w_T(z) \rightarrow -1$  as  $z \rightarrow \infty$ . Given the lack of significant deviation from  $-1$  in  $w_T(z)$ , the evolution of the torsional DE density parameter  $\Omega_T(z)$  closely mirrors that of  $\Omega_\Lambda(z)$  in the  $\Lambda$ CDM model. While the present-day

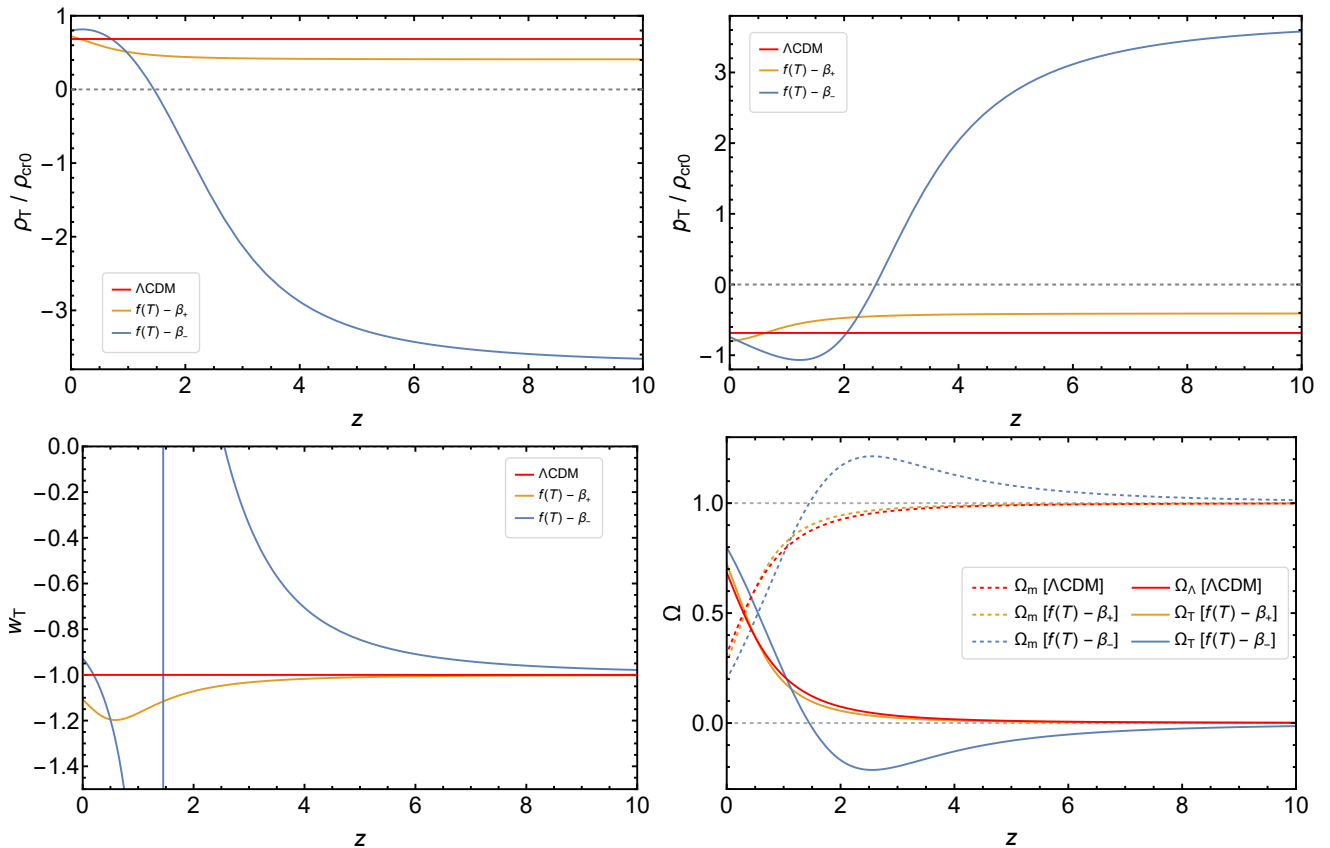


FIG. 4. **Top left panel:**  $\rho_T(z)/\rho_{cr0}$  (energy density of torsional DE scaled by present-day critical density), **Top right panel:**  $p_T(z)/\rho_{cr0}$  (pressure of torsional DE scaled by present-day critical density), **Bottom left panel:**  $w_T(z)$  (EoS parameter of torsional DE), **Bottom right panel:**  $\Omega(z)$  (density parameters) of matter (dashed curves) and torsional DE (solid curves). To ensure the consistency with the CMB data, we use  $H_0 = 67.70 \text{ km s}^{-1} \text{ Mpc}^{-1}$  for  $\Lambda$ CDM model shown by red curve,  $H_0 = 72.36 \text{ km s}^{-1} \text{ Mpc}^{-1}$  for phantom DE model ( $\beta_+$ ) shown by orange curve,  $H_0 = 84.54 \text{ km s}^{-1} \text{ Mpc}^{-1}$  for sign-changing DE model ( $\beta_-$ ) shown by blue curve.

energy density of torsional DE is  $0.724\rho_{cr0}$ , it decreases monotonically with increasing  $z$ , approaching asymptotically  $0.408\rho_{cr0}$ , as the ratio  $\rho_T/\rho_{cr0} \rightarrow \beta$  as  $z \rightarrow \infty$ . The EoS parameter  $w_T(z)$  stays indistinguishably close to  $-1$  for  $z > 5$ , but becomes noticeably less than  $-1$  for  $z < 5$ , with the maximum deviation from  $-1$  occurring around  $\sim 0.5$ , where  $w_T$  reaches  $-1.2$ . Nevertheless, the EoS parameter remains within observationally acceptable bounds. As shown in the bottom right panel of Fig. 4, the matter (dashed curve) and torsional DE (solid curve) have present-day values of  $\Omega_{m0} = 0.276$  and  $\Omega_{T0} = 0.724$ , respectively. At  $z = 0$ , the torsional DE still exhibits a significant phantom character with an EoS parameter value of  $w_T(z = 0) = -1.11$ . Importantly,  $\rho_T$  remains positive throughout the Universe's evolution in this case. As seen in the bottom panel of Fig. 5, for large redshifts ( $z \gg 1$ ) the model recovers the deceleration parameter of the matter-dominated universe, similar to  $\Lambda$ CDM, with  $q = 0.5$ . The onset of accelerated expansion occurs slightly earlier in this model at  $z_{tr} \approx 0.73$ , compared to  $z_{tr} \approx 0.63$  in  $\Lambda$ CDM. The present-day de-

celeration parameter is  $q_0 = -0.70$ , whereas it is  $-0.53$  in  $\Lambda$ CDM. In the far future limit ( $z \rightarrow -1$ ), we have  $q \rightarrow -1$  as  $H \rightarrow 65.39 \text{ km s}^{-1} \text{ Mpc}^{-1}$ , resulting in a de Sitter universe. In the top panel of Fig. 5, we plot the comoving Hubble parameter (viz., the expansion rate  $\dot{a} = H(z)/(1+z)$ ) as a function of redshift. It can be seen that the phantom nature of the effective DE introduces a late-time deviation in  $H(z)$  relative to  $\Lambda$ CDM. Specifically,  $H(z)$  is lower than  $H_{\Lambda\text{CDM}}(z)$  for  $z \gtrsim 0.5$ , but becomes higher than  $H_{\Lambda\text{CDM}}(z)$  for  $z \lesssim 0.5$ , ensuring that  $D_M(z_*)$  remains consistent with its value obtained from Planck- $\Lambda$ CDM. Consequently, this deviation implies an increased value of  $H_0$  compared to the Planck- $\Lambda$ CDM prediction. In particular, the enhanced late-time acceleration, due to the pronounced phantom character of the torsional DE at low redshifts, leads to a higher value of  $H_0$ , with the model predicting  $H_0 = 72.36 \text{ km s}^{-1} \text{ Mpc}^{-1}$ , in excellent agreement with the SH0ES  $H_0$  measurement of  $73.04 \pm 1.04 \text{ km s}^{-1} \text{ Mpc}^{-1}$  [110]. Additionally, a visual comparison suggests that the model describes the BAO data at high redshifts better than the  $\Lambda$ CDM model.

### C. $\beta_-$ case: Sign-Changing Torsional DE

We now explore some features of the sign-changing DE model achieved with  $\beta_-$ , remaining consistent with the color used to represent Region IV, the solid blue curve, in Fig. 1. As seen in the top left panel of Fig. 4, the energy density of phantom DE (orange curve), which is achieved for  $\beta_+$ , decreases with increasing redshift but remains positive throughout. In contrast, the energy density of torsional DE with  $\beta_-$  (blue curve) takes negative values at high redshifts (in the past), demonstrating a unique sign-changing behavior. As a concrete example, in this study, with the choice of  $\beta_-$ , we show that torsional DE provides a transition from a negative DE in the early Universe to a positive one in the late Universe and in this regard, the cosmological models deserve to be investigated for this choice as well.

The energy density of torsional DE passes from zero at a specific redshift, denoted by  $z_{\dagger}$ ,

$$\rho_T(z = z_{\dagger}) = 0, \quad (31)$$

from which Eq. (27) is reduced to that of a matter-dominated FLRW universe:  $H_{\dagger}^2/H_0^2 = \Omega_{m0}(1+z_{\dagger})^3$  where  $H_{\dagger} \equiv H(z = z_{\dagger})$ , then, this allows us to eliminate the Hubble parameter from Eq. (28) with Eq. (31) and express the redshift as

$$z_{\dagger} = \left\{ \frac{\Omega_{m0}}{\beta_-} \left[ \frac{1}{2} + W_{-1} \left( -\frac{1}{2\sqrt{e}} \right) \right] \right\}^{-1/3} - 1, \quad (32)$$

where  $W_{-1}$  is the  $k = -1$  branch of the Lambert- $W$  function,  $W_k$ , and  $\Omega_{m0}$  is determined by  $\beta_-$  through the constraint equation (16). At  $z_{\dagger}$ , the energy density of torsional DE changes sign, causing a singularity (pole) in the EoS parameter, as shown in the bottom left panel of Fig. 4. From Eq. (30), we find that  $\lim_{H \rightarrow H_{\dagger}^{\pm}} w_T(H) = \pm\infty$ , which physically implies that beyond  $z_{\dagger}$  in the past, as the sign-changing torsional DE takes negative values, the EoS parameter increases from  $w_T(z \gg z_{\dagger}) \approx -1$  to positive infinity. The singularity (pole) occurs at  $z_{\dagger}$  when the torsional DE density crosses zero, from negative to positive. After this transition, the EoS parameter increases from negative infinity in the phantom region, approaching a finite value above the PDL, i.e., in the quintessence region, yet remaining close to  $-1$ , as  $z$  decreases at low redshifts. As shown in Ref. [111] (see also Refs. [32, 36]), such a singularity (pole),  $\lim_{z \rightarrow z_{\dagger}^{\pm}} w_T(z) = \pm\infty$  (and not the other way around), is necessary for a minimally interacting source—in this case DE—whose energy density changes sign and becomes positive in the late Universe.

While in the case of  $\beta_+$  the torsional DE remains strictly in the phantom region, in the case of  $\beta_-$  the torsional DE exhibits quintessence behavior in two distinct periods: a long period before the sign transition and the present-day neighborhood after the transition, while displaying phantom behavior during the intervening period following the transition, specifically at  $0.2 \lesssim z < z_{\dagger}$ . However, its

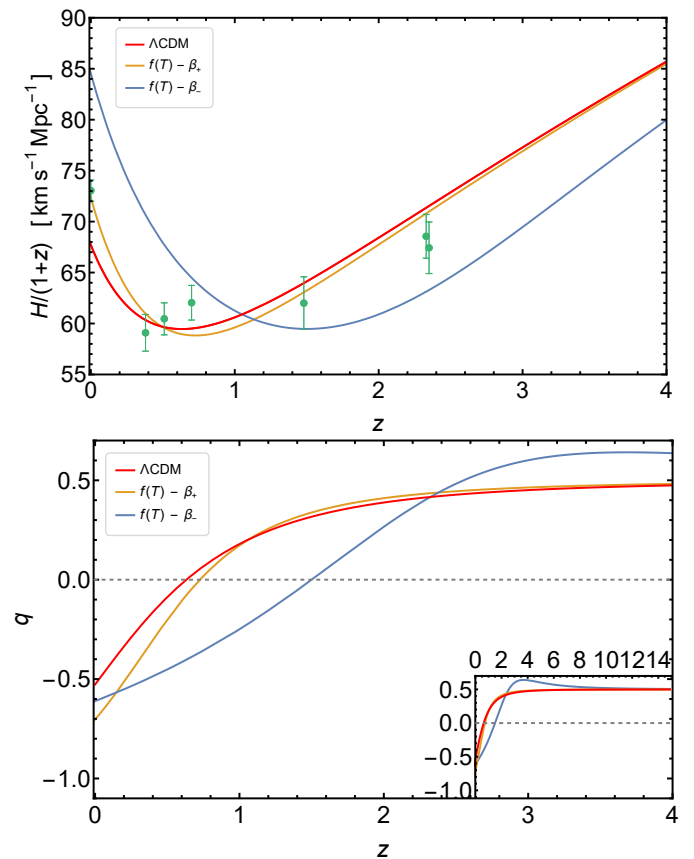


FIG. 5. **Top panel:**  $\dot{a} = H(z)/(1+z)$  (comoving Hubble parameter), **Bottom panel:**  $q(z)$  (deceleration parameter). The green bars corresponds to SH0ES collaboration measurement [110] and from clustering measurements for the BAO samples in Ref. [112]; BOSS DR12 consensus Galaxy (from  $z_{\text{eff}} = 0.38, 0.51$ ), eBOSS DR16 LRG (from  $z_{\text{eff}} = 0.70$ ), eBOSS DR16 Quasar (from  $z_{\text{eff}} = 1.48$ ), eBOSS DR16 Ly $\alpha$ -Ly $\alpha$  (from  $z_{\text{eff}} = 2.33$ ) and eBOSS DR16 Ly $\alpha$ -quasar (from  $z_{\text{eff}} = 2.33$  but shifted to  $z_{\text{eff}} = 2.35$  in the figures for visual clarity) measurements.

phantom character is much more pronounced compared to the case of  $\beta_+$ , as its EoS exhibits significantly large negative values during this epoch, beginning from negative infinity just after the transition at  $z_{\dagger} = 1.45$ , as calculated from Eq. (32) using the relevant parameters. Note that the torsional DE yields an EoS parameter in the quintessence region in the pre-transition era ( $z > z_{\dagger}$ ), asymptotically approaching  $-1$  with increasing  $z$ , but with a negative energy density, which reaches a finite value, settling into a plateau at  $-3.736\rho_{\text{cr}0}$ , as can be seen from its behavior for  $z \gtrsim 8$ —consistent with the relation  $\rho_T/\rho_{\text{cr}0} \rightarrow \beta$  as  $z \rightarrow \infty$ . In contrast, at low redshifts, for  $z \lesssim 0.2$ , the torsional DE returns to the quintessence region, yet this time with positive energy density. Specifically, we find  $w_T(z=0) = -0.93$  with the present-day energy density  $0.798\rho_{\text{cr}0}$ . The bottom right panel of Fig. 4 shows the density parameters, whose

present-day values are  $\Omega_{m0} = 0.202$  for matter (dashed curve) and  $\Omega_{T0} = 0.798$  for torsional DE (solid curve). We note that  $\Omega_m(z) > 1$  in the pre-transition era due to the negative values of the torsional DE in this epoch. Nevertheless,  $\Omega_m(z)$  decreases monotonically for  $z \gtrsim 2.5$ , and at large redshifts, say for  $z \gtrsim 8$ , we find  $\Omega_m(z) \approx 1$ , implying that  $\Omega_T(z) \approx 0$ . This indicates a recovery of the matter-dominated universe, similar to the behavior in  $\Lambda$ CDM. For  $z \gtrsim 8$ , much like the  $\beta_+$  case, the  $\beta_-$  case also becomes indistinguishable from the standard  $\Lambda$ CDM model. As seen from the bottom panel of Fig. 5, the onset of accelerated expansion occurs quite earlier in this model at  $z_{tr} \approx 1.50$ —much different than  $z_{tr} \approx 0.63$  in  $\Lambda$ CDM and  $z_{tr} \approx 0.73$  in phantom model—, as a consequence of the torsional DE taking large negative energy density values in the past. The deceleration parameter takes the value  $q_0 = -0.61$  today (compared to  $q_0 = -0.53$  in  $\Lambda$ CDM), while it reaches values larger than  $q = 0.5$  at  $z = 2.6$ , with a maximum of  $q \approx 0.64$  at  $z \approx 3.7$  due to the negative torsional DE density, and then decreases with increasing redshift, ultimately settling into the usual matter-dominated era, as in  $\Lambda$ CDM ( $q = 0.5$ ), for  $z \gtrsim 10$ . Specifically,  $q > 0.5$  at redshifts higher than  $z \approx 2.5$ , where the energy density parameter of torsional DE also approaches its minimum values, up until  $z \approx 10$ . In the far future limit ( $z \rightarrow -1$ ), we have  $q \rightarrow -1$  as  $H \rightarrow 0$ . Hence, the universe was initially sourced by an AdS-like torsional DE, transitions to a dS-like one today, and in the far future arrives at a Minkowskian fixed point (see Sec. III for details). Due to the sign-changing nature of the effective DE, deviations in  $H(z)$  relative to  $\Lambda$ CDM begin at higher redshifts compared to the phantom model. Specifically,  $H(z)$  is significantly lower than  $H_{\Lambda\text{CDM}}(z)$  for  $z \gtrsim 1$ , but then becomes much higher than  $H_{\Lambda\text{CDM}}(z)$  for  $z \lesssim 1$ , ensuring that  $D_M(z_*)$  remains consistent with the value obtained from Planck- $\Lambda$ CDM. Consequently, this deviation implies an over enhanced value of  $H_0$  compared to the Planck- $\Lambda$ CDM prediction. In particular, the transition of the torsional DE from large negative to positive values at low redshifts leads to a higher value of  $H_0$ , with the model predicting  $H_0 = 84.54 \text{ km s}^{-1} \text{ Mpc}^{-1}$ , indicating an augmented accelerated expansion of the Universe. It is also worth noting that, correlated with the enhancement in the Hubble constant, the sign-changing DE model conflicts with the BAO Ly- $\alpha$  data in a different way compared to  $\Lambda$ CDM, preferring lower  $H(z)$  values than the lower limits at  $z > z_+$ .

The insight gained from this section is that the particular  $f(T)$  model under consideration offers a promising mechanism to alleviate major cosmological tensions. Our findings highlight the potential of  $f(T)$  gravity in addressing these tensions and call for further investigation, either by exploring new functionals or re-examining existing models, as we have done for the exponential infrared teleparallel model. The possibility of effective DE densities assuming negative values in the past might have been overlooked in previous studies, as the relevance of such dynamics has only recently been recognized in con-

nection with cosmological tensions, despite  $f(T)$  gravity being studied long before these tensions became a central discussion in cosmology.

## V. INCLUSION OF COSMOLOGICAL CONSTANT $\Lambda$ : EXTENDED VIABLE COSMOLOGIES

In this section, we extend the exponential infrared cosmological model from the previous section by incorporating a cosmological constant, modifying it as  $f(T) \rightarrow f(T) + 2\Lambda$  with  $f(T) = T e^{\beta T_0/T}$ , where the  $\beta = 0$  limit corresponds to TEGR with a cosmological constant, thereby recovering the standard  $\Lambda$ CDM model. We will explicitly demonstrate that, with this extension, model families consistent with the CMB power spectra and in strong agreement with the SH0ES  $H_0$  measurement are broadened, leading to richer phenomenological possibilities. This extension introduces one additional free parameter compared to both the exponential infrared cosmological model and the standard  $\Lambda$ CDM model. We will show that even this simplest modification to the original model significantly expands the range of viable cosmologies.

We generalize the  $f(T)$  action given in Eq. (6) by introducing a cosmological constant ( $\Lambda$ ):

$$\mathcal{S} = \int d^4x ||e|| \left\{ -\frac{1}{2\kappa} [f(T) + 2\Lambda] + \mathcal{L}_m \right\}, \quad (33)$$

from which the modified Friedmann equations (10)-(11) are extended due to the cosmological constant, as follows:

$$3H^2 = \kappa\rho + \kappa\rho_T + \Lambda, \quad (34)$$

$$-2\dot{H} - 3H^2 = \kappa p + \kappa p_T - \Lambda, \quad (35)$$

where  $\rho_T$  and  $p_T$  are as given by Eqs. (12) and (13), respectively. To investigate extensions of the viable cosmologies discussed in Section IV, we retain the exponential infrared teleparallel model described by Eq. (14) along with the assumption of pressureless matter. Thus, Eqs. (15) and (16) are modified as:

$$\left( \frac{H^2}{H_0^2} - 2\beta \right) e^{\beta H_0^2/H^2} = \Omega_{m0}(\beta, \Lambda) (1+z)^3 + \Omega_{\Lambda0}, \quad (36)$$

$$\Omega_{m0}(\beta, \Lambda) = (1 - 2\beta)e^\beta - \Omega_{\Lambda0}, \quad (37)$$

where the present-day density parameter of the cosmological constant is defined as  $\Omega_{\Lambda0} = \Lambda/(3H_0^2)$ . We note that the field equations were derived by extending the  $f(T) = T e^{\beta T_0/T}$  model with the addition of a cosmological constant,  $\Lambda$ ; however, they can also be equivalently interpreted as a one-parameter exponential infrared teleparallel extension of the standard  $\Lambda$ CDM, which is recovered when  $\beta = 0$ . As can be seen by comparing Eq. (37) with Eq. (16), the inclusion of a positive or negative cosmological constant shifts the curve in Fig. 1



downwards or upwards, respectively, leading to lower or higher  $\Omega_{\text{m}0}$  values for a given  $\beta$ .

Following the same procedure as in Section III, and using Eqs. (36) and (37), we now express the redshift as a function of the Hubble parameter as follows:

$$z(H) = \left[ \frac{(H^2/H_0^2 - 2\beta)e^{\beta H_0^2/H^2} - \Omega_{\Lambda 0}}{(1 - 2\beta)e^{\beta} - \Omega_{\Lambda 0}} \right]^{1/3} - 1. \quad (38)$$

The inclusion of  $\Lambda$  in the action modifies the redshift dependence of the Hubble parameter, as seen in Eq. (38), and consequently changes the relation in Eq. (18) to the following form:

$$\frac{dH}{d\mathcal{N}} = -\frac{3H}{2} \frac{1 - (2\beta + \Omega_{\Lambda 0} e^{-\beta H_0^2/H^2})H_0^2/H^2}{1 - \beta H_0^2/H^2 + 2\beta^2 H_0^4/H^4}. \quad (39)$$

Notably, the denominator remains unchanged, preserving the property of not vanishing for any real values of  $\beta$  and  $H_0/H$ , as discussed earlier in the context of Eq. (18). The inclusion of  $\Lambda$  affects the deceleration parameter, now given by:

$$q = -1 + \frac{3}{2} \frac{1 - (2\beta + \Omega_{\Lambda 0} e^{-\beta H_0^2/H^2})H_0^2/H^2}{1 - \beta H_0^2/H^2 + 2\beta^2 H_0^4/H^4}. \quad (40)$$

We define the combination of the terms arising from the  $f(T) - T$  modification and the inclusion of a cosmological constant in the modified Friedmann equations as effective DE, with its energy density and pressure given by:

$$\rho_{\text{DE}} = \rho_{\text{T}} + \rho_{\Lambda}, \quad (41)$$

$$p_{\text{DE}} = p_{\text{T}} + p_{\Lambda}, \quad (42)$$

where  $p_{\Lambda} = -\rho_{\Lambda} = -\Lambda/\kappa$ , and  $\rho_{\text{T}}$  and  $p_{\text{T}}$  are given by:

$$\rho_{\text{T}} = \frac{3H^2}{\kappa} \left[ 1 - (1 - 2\beta H_0^2/H^2) e^{\beta H_0^2/H^2} \right], \quad (43)$$

$$p_{\text{T}} = -\frac{3H_0^2}{\kappa} \left[ \frac{\beta(1 + 2\beta H_0^2/H^2)}{1 - \beta H_0^2/H^2 + 2\beta^2 H_0^4/H^4} - \Omega_{\Lambda 0} \left( 1 - \frac{e^{-\beta H_0^2/H^2}}{1 - \beta H_0^2/H^2 + 2\beta^2 H_0^4/H^4} \right) \right]. \quad (44)$$

Here, the case  $\rho_{\text{T}}(\beta = 0) = 0 = p_{\text{T}}(\beta = 0)$  corresponds to the standard  $\Lambda$ CDM model, albeit based onTEGR with a cosmological constant, as expected. Notably, the cosmological constant does not affect  $\rho_{\text{T}}(H)$ , which remains in the same form as in Eq. (28), but it does influence  $p_{\text{T}}(H)$ , though it reduces to Eq. (29) when  $\Omega_{\Lambda 0} = 0$ . The expression in Eq. (44) depends on  $\Omega_{\Lambda 0}$  because we replaced the quantity  $\dot{H}$  in the general definition of  $p_{\text{T}}$  from Eq. (13). This implies that in the presence of several other components (radiation, neutrinos, etc.),  $p_{\text{T}}$  will change due to the variation in  $\dot{H}$ . We also give the EoS parameter for

the effective DE,  $w_{\text{DE}} \equiv p_{\text{DE}}/\rho_{\text{DE}}$ , in its explicit form as:

$$w_{\text{DE}} = -\frac{\beta(1 + 2\beta H_0^2/H^2) + \Omega_{\Lambda 0} e^{-\beta H_0^2/H^2}}{1 - \beta H_0^2/H^2 + 2\beta^2 H_0^4/H^4} \times \frac{H_0^2/H^2}{1 - (1 - 2\beta H_0^2/H^2)e^{\beta H_0^2/H^2} + \Omega_{\Lambda 0} H_0^2/H^2}. \quad (45)$$

Having derived the essential equations and quantities for the extended model by including a cosmological constant  $\Lambda$ , we now proceed to analyze its richer phenomenological possibilities. The panels in Fig. 6 display the relationships between various parameter pairs:  $\Omega_{\Lambda 0}$  vs  $\beta$  (top left),  $H_0$  vs  $\beta$  (top middle),  $\Omega_{\text{T}0}$  vs  $\Omega_{\text{m}0}$  (top right),  $\Omega_{\Lambda 0}$  vs  $\Omega_{\text{m}0}$  (bottom left),  $H_0$  vs  $\Omega_{\Lambda 0}$  (bottom middle), and  $\Omega_{\text{T}0}$  vs  $\Omega_{\Lambda 0}$  (bottom right). These results were obtained using Eqs. (37) and (38), employing the same method presented in the previous section to ensure the consistency with the CMB data. Each point in the plots of Fig. 6 corresponds to a distinct cosmological model whose parameters satisfy the nearly model independent values of  $D_M(z_*) = 13869.6$  Mpc and  $\Omega_{\text{m}0} h^2 = 0.14314$  (though replaced with  $\Omega_{\text{m}0} h^2 = 0.1444$  to account for the exclusion of radiation in the equations; see Sec. IV for a detailed explanation). Note that the relationships between other parameter pairs are straightforward; the  $H_0$  vs  $\Omega_{\text{m}0}$  relation is determined simply by the fixed physical energy density, meaning that replacing the  $H_0$  axis with the  $\Omega_{\text{m}0}$  axis, or vice versa, effectively flips the plot—this can be observed by comparing the bottom left and middle panels. Additionally, the present-day density parameter of torsional DE is given by  $\Omega_{\text{T}0} = 1 - (1 - 2\beta)e^{\beta}$  from Eq. (37), ensuring that  $\Omega_{\text{m}0} + \Omega_{\Lambda 0} + \Omega_{\text{T}0} = 1$ . Our analysis is confined to the interval ( $66 \leq H_0 \leq 88$ )  $\text{km s}^{-1} \text{Mpc}^{-1}$ . Orange points correspond to an effective DE with a phantom EoS, similar to the model with  $\beta_+$  discussed in Sec. IV B, while blue points exhibit sign-changing behavior in the energy density of effective DE, reminiscent of the model with  $\beta_-$  considered in Sec. IV C. Remaining consistent with the color scheme from the previously discussed sections, we mark the phantom torsional DE model ( $\beta_+, \Omega_{\Lambda 0} = 0$ ) with an orange plus sign, the sign-changing (in energy density) torsional DE model ( $\beta_-, \Omega_{\Lambda 0} = 0$ ) with a blue plus sign, and the  $\Lambda$ CDM model with a red plus sign in the panels of Fig. 6. The orange and blue plus signs are located on the  $\Omega_{\Lambda 0} = 0$  lines, shown by dotted black lines in all panels, corresponding to the purple  $\Omega_{\text{m}0} + \Omega_{\text{T}0} = 1$  line in the top right panel, as expected. Similarly, the red plus sign ( $\Lambda$ CDM), where torsional effects vanish, is located on the  $\beta = 0$  (dot-dashed black) and  $\Omega_{\text{T}0} = 0$  (dotted gray) lines, corresponding to the purple  $\Omega_{\text{m}0} + \Omega_{\Lambda 0} = 1$  line in the bottom left panel. Notably,  $\Lambda$ CDM is a special model, as the red plus sign corresponds to a local minimum in both the top and bottom middle panels.

We now turn to the consequences of including  $\Lambda$  in the exponential infrared model in terms of viable cosmologies, focusing on the characteristic parameters  $\beta$  and  $\Omega_{\Lambda 0}$ . It is important to emphasize that with the inclusion of  $\Lambda$ , the effective DE, defined in Eqs. (41) and (42) as the

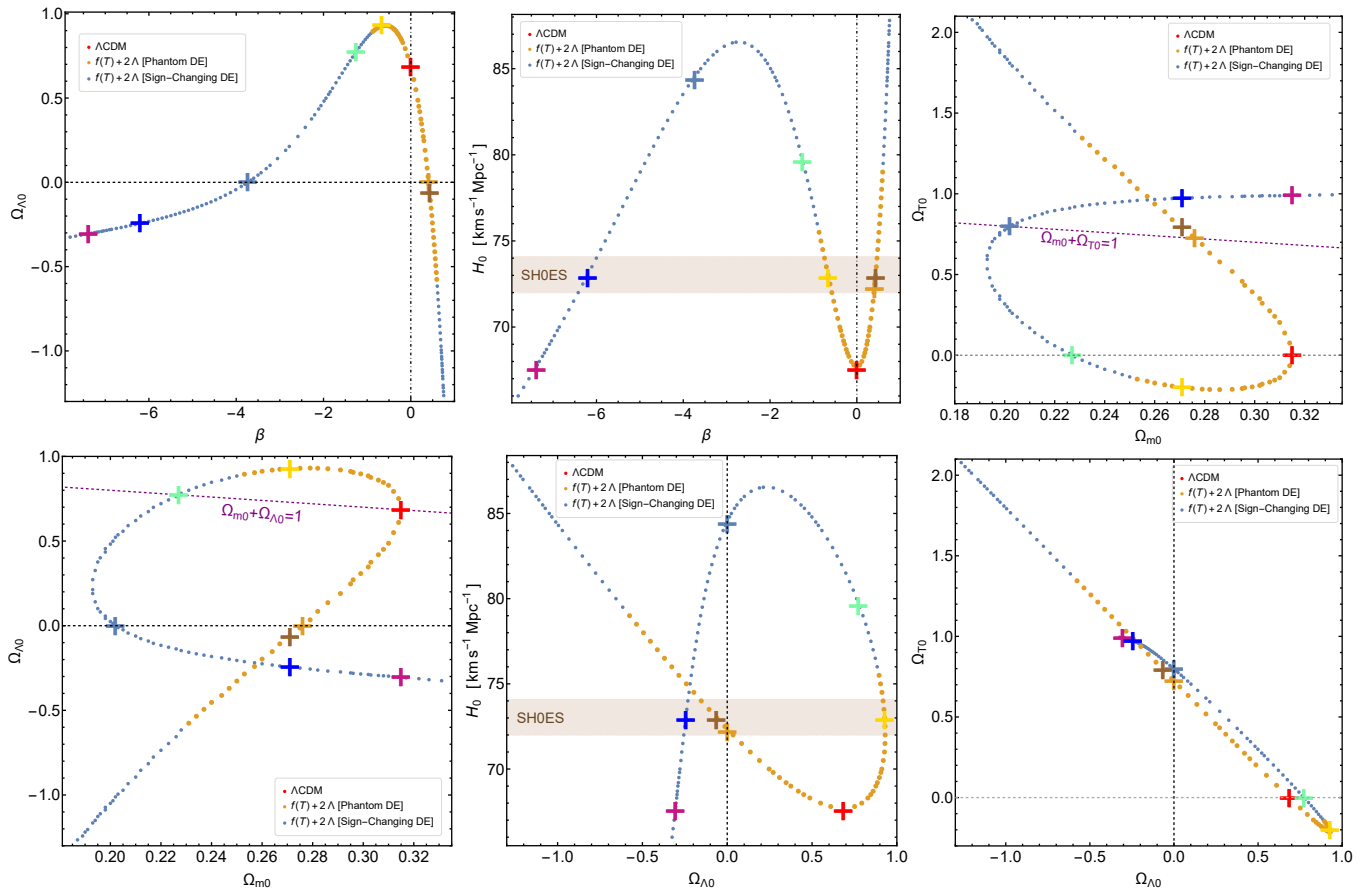


FIG. 6. **Top left panel:**  $\Omega_{\Lambda 0}$  vs  $\beta$  graph, **Top middle panel:**  $H_0$  vs  $\beta$  graph, **Top right panel:**  $\Omega_{T 0}$  vs  $\Omega_{m 0}$  graph, **Bottom left panel:**  $\Omega_{\Lambda 0}$  vs  $\Omega_{m 0}$  graph, **Bottom middle panel:**  $H_0$  vs  $\Omega_{\Lambda 0}$  graph, **Bottom right panel:**  $\Omega_{T 0}$  vs  $\Omega_{\Lambda 0}$  graph, for exponential infrared teleparallel model with cosmological constant,  $\Lambda$ . The dotted purple lines in the top right and bottom left panels represent  $\Omega_{m 0} + \Omega_{T 0} = 1$  and  $\Omega_{m 0} + \Omega_{\Lambda 0} = 1$ , respectively. The points correspond to models consistent with the CMB power spectra having parameter sets  $(H_0, \Omega_{m 0}, \Omega_{\Lambda 0}, \beta)$  that satisfy the constraints on  $D_M(z_*)$  and  $\Omega_{m 0} h^2$  from Planck-CMB observations. Orange points represent phantom DE models and blue points represent sign-changing DE models. Constraints at  $1\sigma$  C.L. from SH0ES collaboration measurement  $H_0 = 73.04 \pm 1.04 \text{ km s}^{-1} \text{ Mpc}^{-1}$  [110] are shown as a horizontal wheat band.

combination of torsional DE (characterized by  $\beta$ ) and the cosmological constant  $\Lambda$ , changes the classification based on the sign of  $\beta$  used in the previous section. In other words, we observe that there are both orange and blue points on either side of the  $\beta = 0$  line in the top left and middle panels, indicating that it is now possible to realize phantom models with  $\beta < 0$  and sign-changing energy density models with  $\beta > 0$ , in contrast to the  $\Lambda = 0$  case. It can be observed from the same panels that the orange points are distributed in a parabola-like shape around the  $\beta = 0$  line, and even for  $-1 \lesssim \beta < 0$ , with the help of a positive  $\Lambda$  ( $0.7 \lesssim \Omega_{\Lambda 0} \lesssim 1$ ), the energy density of the effective DE remains positive without any sign change. On the other hand, in the same plots, all points are blue for  $\beta \lesssim -1$ , indicating that the negative value of  $\beta$  dominates over the positive  $\Lambda$  in the range  $-4 \lesssim \beta \lesssim -1$ , causing the energy density of effective DE to become negative beyond a certain redshift. Conversely, in the positive  $\beta$  region, the dominance of a large negative  $\Lambda$

for  $\beta \gtrsim 0.6$  leads to sign-changing behavior. We observe that the points above the  $\Omega_{m 0} + \Omega_{\Lambda 0} = 1$  line in the bottom left panel are below the  $\Omega_{T 0} = 0$  (dotted gray) line in the right panels, or vice versa, as expected since all three parameters must sum to unity. Similarly, the points above the  $\Omega_{m 0} + \Omega_{T 0} = 1$  line in the top right panel are below the  $\Omega_{\Lambda 0} = 0$  (dotted black) line in the bottom left panel and to the left of the same line in the bottom right panel. The bottom left and top right panels show that for relatively small present-day matter density parameters ( $0.18 \lesssim \Omega_{m 0} \lesssim 0.23$ ) and for relatively large ones ( $0.315 \lesssim \Omega_{m 0} \lesssim 0.335$ ), no phantom models, i.e., orange points, are present. Comparing the bottom right and top left panels reveals a linear relationship between  $\Omega_{T 0}$  and  $\Omega_{\Lambda 0}$  when  $|\beta| \lesssim 0.7$ . Next, we consider the horizontal wheat-colored band representing the SH0ES  $H_0$  measurement, which corresponds to  $(72.00 \leq H_0 \leq 74.08) \text{ km s}^{-1} \text{ Mpc}^{-1}$  [110]. The top middle panel of Fig. 6 shows that, when the Hubble constant is constrained

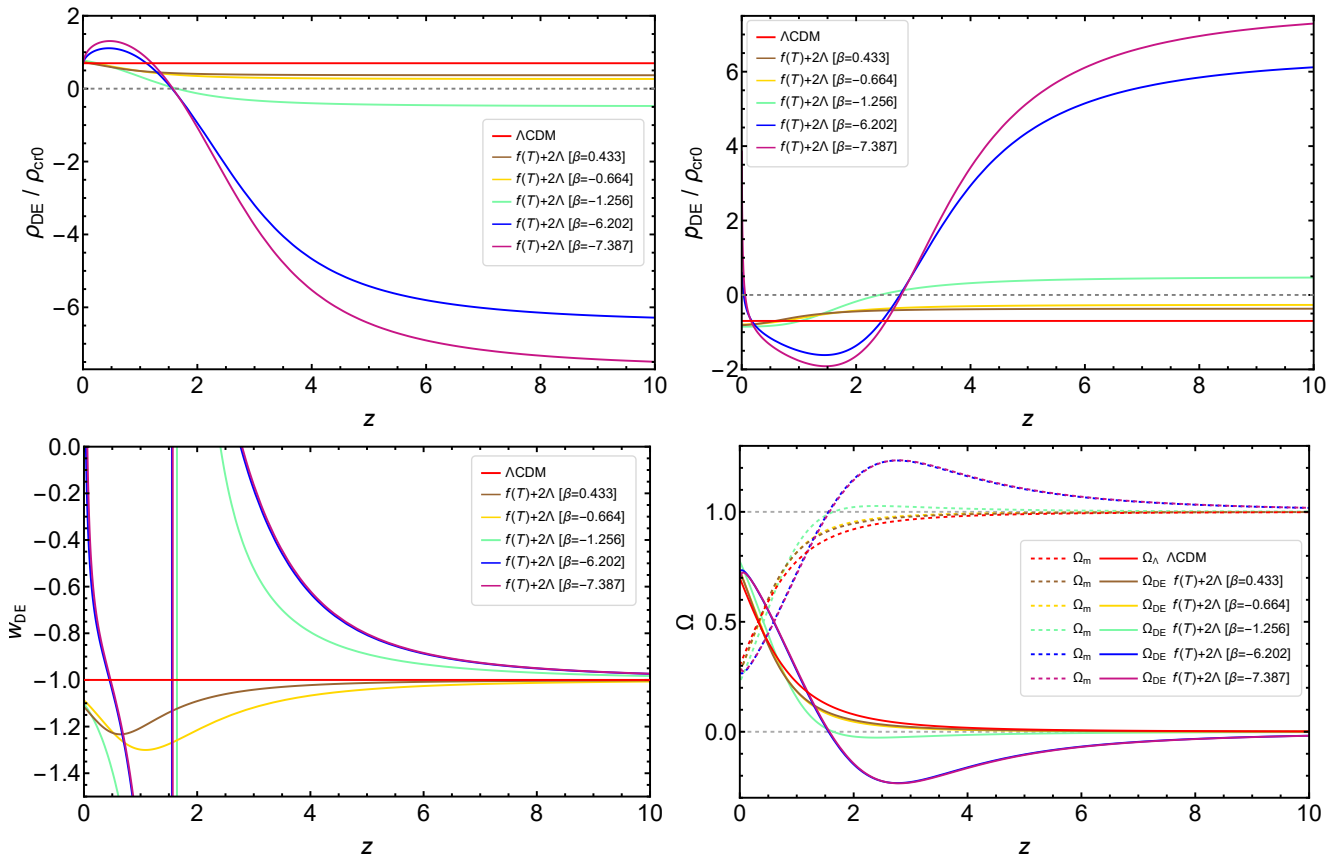


FIG. 7. **Top left panel:**  $\rho_{\text{DE}}(z)/\rho_{\text{cr}0}$  (energy density of DE scaled by critical density today), **Top right panel:**  $p_{\text{DE}}(z)/\rho_{\text{cr}0}$  (pressure of DE scaled by critical density today), **Bottom left panel:**  $w_{\text{DE}}(z)$  (EoS parameter of DE), **Bottom right panel:**  $\Omega(z)$  (density parameters) of matter (dashed curves) and DE (solid curves). Colors are in agreement with those of plus signs used in Fig. 6.

within this range, the number of distinguishable phantom models is nearly double that of the sign-changing models. Phantom models are found around  $\beta \approx -0.7$  and  $\beta \approx 0.4$ , whereas sign-changing models appear around  $\beta \approx -6.5$ , with no sign-changing models for  $\beta > 0$  within the wheat band. As shown by the orange points in the bottom middle panel of Fig. 6, phantom models with negative  $\Lambda$  have a broader horizontal intersection with the wheat band compared to those with positive  $\Lambda$ . In other words, phantom DE with  $\Lambda > 0$  is less likely than phantom DE with  $\Lambda < 0$  when  $H_0$  is constrained within the SH0ES measurement limits. For the phantom models, we find  $\Omega_{\Lambda 0} \approx 0.93$  for negative  $\beta$  and  $-0.2 \lesssim \Omega_{\Lambda 0} \lesssim 0.04$  for positive  $\beta$ . However, for sign-changing models, the only viable value is  $\Omega_{\Lambda 0} \approx -0.24$  in the region intersecting with the wheat band, as shown in the bottom middle panel. A Bayesian analysis would be necessary to compare these models with the standard  $\Lambda$ CDM model to determine which is more strongly supported by the datasets. This is especially relevant given that the model with negative  $\beta$  is considered theoretically more elegant, as  $\beta < 0$  ensures that  $f_T$  remains positive, while  $\beta > 0$  does not guarantee positivity throughout the Universe's evolution.

Among the viable model families consistent with the CMB power spectra, we highlight five special models in the panels of Fig. 6, marked with brown, yellow, green, dark blue, and violet plus signs. In addition to  $\Lambda$ CDM (red plus sign), we observe in the bottom left panel that the  $\Omega_{m0} + \Omega_{\Lambda 0} = 1$  line is also intersected by the green plus sign, indicating another model where the present-day torsional contribution to the Friedmann equation vanishes (i.e.,  $\Omega_{T0} = 0$ ), as shown by the dotted gray line in the top and bottom right panels, with  $\Omega_{\Lambda 0} = 0.773$  and  $\beta = -1.256$  (top left panel). Featuring sign-changing behavior, its Hubble constant prediction,  $H_0 = 79.74 \text{ km s}^{-1} \text{ Mpc}^{-1}$ , is significantly above the SH0ES measurement limits, as shown in the middle panels. The brown, yellow, and dark blue plus signs denote models whose Hubble constants perfectly match the SH0ES  $H_0$  measurements [110], with the first two representing phantom models and the last one representing a sign-changing model. At this point, we remind the reader that the phantom model with  $\beta_+$  and  $\Omega_{\Lambda 0} = 0$  (orange plus) already predicts an  $H_0$  value in strong agreement with the SH0ES measurement, and the inclusion of a cosmological constant appears to fine-tune the phantom models. However, the model marked by

the yellow plus ( $\beta = -0.664$ ,  $\Omega_{\Lambda 0} = 0.928$ ) differs from those marked by the orange and brown pluses ( $\beta = 0.433$ ,  $\Omega_{\Lambda 0} = -0.0649$ ) in that it achieves phantom behavior with a negative  $\beta$ . Also, note that the yellow plus is positioned very close to the local maximum in the top left panel and the local minimum in the bottom right panel. On the other hand, introducing  $\Lambda$  can reduce the overestimated  $H_0$  value of the sign-changing model with  $\beta_-$  and  $\Omega_{\Lambda 0} = 0$  (blue plus) to align with the SH0ES  $H_0$  measurement, as demonstrated by the model marked by the dark blue plus ( $\beta = -6.202$ ,  $\Omega_{\Lambda 0} = -0.244$ ), where the effect of the large negative  $\beta$  is moderated by the negative value of  $\Lambda$ . Another notable feature of this sign-changing model is that it likely aligns well with some findings from the recently released DESI BAO data, as it suggests that the Universe's acceleration slows down at very low redshifts and even transitions into a decelerated expansion phase—a behavior distinct from the phantom models, which we will discuss further in this section. Similarly, there is another sign-changing model, marked by a violet plus ( $\beta = -7.387$ ,  $\Omega_{\Lambda 0} = -0.305$ ), which matches the Hubble constant of Planck- $\Lambda$ CDM and exhibits similar behavior, with a shift to decelerated expansion at low redshifts.

Now, we turn to the detailed late-time dynamics of the five specific models marked by plus signs in Fig. 6, as illustrated by a series of plots in Figs. 7 and 8. Comparing with the orange curves in Fig. 4 from the previous section, we observe that the phantom models exhibit similar behavior in both the  $\Omega_{\Lambda 0} = 0$  and  $\Omega_{\Lambda 0} \neq 0$  cases, aligning with our earlier discussion on the fine-tuning effect of  $\Lambda$  on these models. For the sign-changing models, we obtain  $z_{\dagger} = 1.64$  for the green curve,  $z_{\dagger} = 1.55$  for the dark blue curve, and  $z_{\dagger} = 1.57$  for the violet curve. These three sign transition redshifts in DE density are quite close to that of  $\Omega_{\Lambda 0} = 0$  case ( $z_{\dagger} = 1.45$ ). However, it's worth noting that there will be a second pole (singularity) in the future behavior of  $w_{\text{DE}}(z)$  (when  $-1 < z < 0$ ) for the dark blue and violet curves, indicating that the DE density will cross zero, this time from positive to negative values, with the onset of this phase visible in the left panels of Fig. 7; note that the energy density tends to decrease while the EoS parameter increases asymptotically as  $z \rightarrow 0$ . More importantly, this nontrivial behavior paves the way for a slowing down in cosmic acceleration, reflected in the turning from increase to decrease in the comoving Hubble parameter,  $H(z)/(1+z)$ , in the neighborhood of  $z = 0$ , as clearly illustrated in the panels of Fig. 8. This shows an astonishing parallelism with the findings in the model-agnostic DE reconstructions, using the Chebyshev expansion of the EoS parameter up to four terms, based on the latest BAO data from DESI, as reported in Calderon *et al.* [80], suggesting that the Universe has recently ceased accelerated expansion and today we are once again in a decelerated expansion phase; compare the behavior of the deceleration parameter  $q(z)$  for  $\beta = -7.878$  (dark blue curve) and  $\beta = -6.202$  (violet curve) in the bottom panel of Fig. 8 with that shown in Fig. 1 of the DESI-BAO

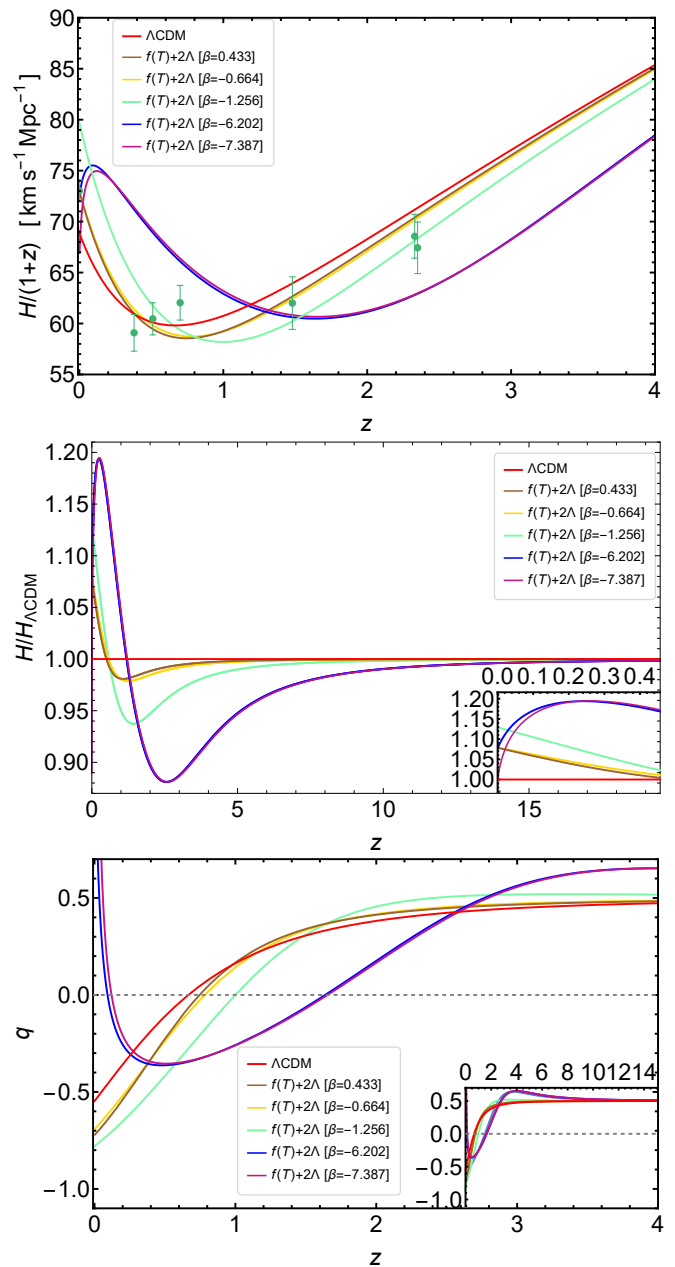


FIG. 8. **Top panel:**  $\dot{a} = H(z)/(1+z)$  (comoving Hubble parameter, viz., expansion speed), **Middle panel:**  $H(z)/H_{\Lambda\text{CDM}}(z)$ , **Bottom panel:**  $q(z)$  (deceleration parameter). The green bars corresponds to SH0ES collaboration measurement [110] and from clustering measurements for the BAO samples in Ref. [112]; BOSS DR12 consensus Galaxy (from  $z_{\text{eff}} = 0.38, 0.51$ ), eBOSS DR16 LRG (from  $z_{\text{eff}} = 0.70$ ), eBOSS DR16 Quasar (from  $z_{\text{eff}} = 1.48$ ), eBOSS DR16 Ly $\alpha$ -Ly $\alpha$  (from  $z_{\text{eff}} = 2.33$ ) and eBOSS DR16 Ly $\alpha$ -quasar (from  $z_{\text{eff}} = 2.33$  but shifted to  $z_{\text{eff}} = 2.35$  in the figures for visual clarity) measurements.

analysis. See also the earlier work by Ref. [113], which suggests similar dynamics for the Universe at very low redshifts; namely, a coasting model of the Universe, with



$q_0 \sim 0$ , was shown to fit the data (SnIa+BAO data at the time) about as well as the  $\Lambda$ CDM model. Specifically, we observe an increase in  $q(z)$  at redshifts  $z \lesssim 0.5$ , suggesting that cosmic acceleration may have already reached its peak and that we are currently witnessing a slowing down of this acceleration. This change in behavior leads to a prediction for the Hubble constant that aligns remarkably well with the SH0ES  $H_0$  measurement of  $H_0 = 73.04 \pm 1.04 \text{ km s}^{-1} \text{ Mpc}^{-1}$  [110] for  $\beta = -7.878$  (dark blue). On the other hand, for  $\beta = -6.202$  (violet), the model predicts an  $H_0$  consistent with the Planck- $\Lambda$ CDM value of  $H_0 = 67.70 \text{ km s}^{-1} \text{ Mpc}^{-1}$ . Despite the differences in  $H_0$ , in both cases, the behavior of  $H(z)$  is significantly larger than that of the  $\Lambda$ CDM model over the redshift range  $0.1 \lesssim z \lesssim 1$ . This behavior emphasizes how the model's dynamics, especially its treatment of cosmic acceleration and deceleration, provide a framework that can match observational data, including both SH0ES and Planck results, while exhibiting distinct differences from the standard  $\Lambda$ CDM model in the evolution of  $H(z)$  at intermediate redshifts. Therefore, before concluding this section, let us take a closer look at these models. As observed from the bottom panel of Fig. 8, the deceleration parameter reaches its minimum value and begins to increase around  $z \sim 0.5$ , eventually crossing zero ( $q = 0$ ), marking the turning point where the comoving Hubble parameter reaches its local maximum (expansion speed, i.e.,  $\dot{a} = H(z)/(1+z) = \text{const.}$ ), as seen in the top panel of the same figure. Specifically, this second sign transition of  $q$ —from acceleration to deceleration—in the post-recombination history of the universe occurs in today's neighborhood, at  $z_{\text{tr}} = 0.09$  for the dark blue curve and  $z_{\text{tr}} = 0.12$  for the violet curve, while the first transition occurred around  $z \sim 1.6$  for both models, marking the beginning of the Universe's late-time accelerated expansion phase. This leads to an oscillating-like behavior in  $H(z)/H_{\Lambda\text{CDM}}(z)$  at low redshifts. As shown in the middle panel of Fig. 8, the ratio of the Hubble parameter in these models,  $H(z)$ , to that of the  $\Lambda$ CDM model,  $H_{\Lambda\text{CDM}}(z)$ , oscillates between approximately 0.88 and 1.20 for both the dark blue and violet curves. Such oscillatory behaviors have been suggested with varying significance depending on the Chebyshev expansion of DE density or EoS, using DESI BAO data and its combinations with other datasets such as SNIa compilations from Union3, PantheonPlus, and DES-SN5YR, as reported in Ref. [80]. Similar kinematic deviations—oscillatory patterns at low redshifts and significantly smaller values of  $H(z)$  for  $z \gtrsim 1.5 - 2$  compared to the Planck- $\Lambda$ CDM model—have also been reported in other studies, particularly in model-independent or non-parametric reconstructions of the late Universe dynamics using different datasets and methods (see e.g., Refs. [58, 81–83, 114–118] and references therein). These deviations are often attributed, under the assumption of GR, to non-trivial DE dynamics, such as oscillatory EoS or energy density at low redshifts, and energy densities taking negative values at larger redshifts (e.g., for  $z \gtrsim 1.5 - 2$ ). The fact that we obtain such dynamics

for the late Universe within the  $f(T)$  gravity framework, consistent with these independent model-agnostic observational studies, further motivates exploring unexplored regions of the  $f(T)$  models in the literature or investigating new functions for  $f(T)$  models that could realize non-trivial deviations from the standard  $\Lambda$ CDM model, while potentially fitting the data better and addressing cosmological tensions.

## VI. CONCLUSION

In this paper, we have examined previously unexplored solution spaces within teleparallel  $f(T)$  gravity, demonstrating that this promising theory, already capable of alleviating cosmological tensions, also has the potential to realize a sign change in the dark energy (DE) density—a transition from negative values in the past to positive values in the late Universe—to achieve even greater success. We have adopted the exponential infrared teleparallel model of gravity described by the gravitational Lagrangian density  $f(T) = T e^{\beta(T_0/T)}$ —introduced in Ref. [94]—and performed a theoretical analysis to explore all possible solution regions under the assumptions of the spatially flat Friedmann-Lemaître-Robertson-Walker (FLRW) metric, describing spacetime and a perfect fluid (dominantly pressureless matter at late times) filling the Universe. In this background, the  $f(T)$  model under consideration is special in that the dimensionless parameter  $\beta$  is not a free parameter but is related to the present-day matter density parameter,  $\Omega_{m0}$ , via a constraint equation, and therefore does not introduce any new free parameters compared to the standard  $\Lambda$ CDM model. We have expressed the redshift dependencies of all quantities in parametric form, where the Hubble parameter  $H$  acts as a free variable since it cannot be isolated in the modified Friedmann equation.

Depending on the value of the  $\beta$  parameter, which represents a critical part of the exponent, we identify four distinct regions and three special points that exhibit different background dynamics, leading to various possibilities for the evolution of the Hubble and deceleration parameters within a theoretical framework. Among them, only Region II, involving positive exponents ( $\beta_+$ ), and Region IV, involving negative exponents ( $\beta_-$ ), are relevant when we narrow the interval for the present-day matter density parameter down to reasonable values, i.e.,  $0.2 \leq \Omega_{m0} \leq 0.4$ . We then treat the modified Friedmann equations as those of a dynamical DE model and interpret the extra torsional terms arising from the  $f(T)$  modification as the energy density,  $\rho_T$ , and pressure,  $p_T$ , of effective torsional DE. In these regions, we obtain  $\rho_T \rightarrow \beta \rho_{\text{cr}0}$  as  $z \rightarrow \infty$ , where  $\rho_{\text{cr}0}$  is the present-day critical density, meaning that the sign of  $\beta$  determines the sign of the early-time energy density of torsional DE. Since the energy density of torsional DE, whose present-day value is positive, decreases with increasing redshift, this implies that for  $\beta_+$ , it remains positive throughout the history of the Universe,

whereas for  $\beta_-$ , it evolves into negative values after passing through zero. On the other hand, different signatures of  $\beta$  do not theoretically offer equal advantages; particularly, negative values of  $\beta$  ensure that the derivative of  $f(T)$  with respect to  $T$  remains positive, viz.,  $f_T > 0$  for  $\beta_-$ , throughout, thereby guaranteeing the attractive nature of gravity and the absence of ghost instabilities. Previous studies [94–96], however, focused only on models with  $\beta_+$ , resulting in a DE component whose effective equation of state (EoS) parameter is below  $-1$ , hence in the phantom phase, and excluded/overlooked models with  $\beta_-$ , possibly due to the conventional assumption that DE density remains positive (though this assumption may be safely relaxed for an effective DE from modified gravity). In contrast, Refs. [32, 33, 36] argue that a DE density that monotonically decreases, like usual phantom fields, but assumes negative values in the past may be considered a natural extension of phantom models and can achieve higher values of  $H_0$  than phantom models confined to yield only positive energy densities. In line with this, we have shown that such nontrivial torsional DE, with a sign-changing feature in its density accompanied by a singularity in its EoS parameter, can be achieved in the exponential infrared teleparallel model for the case of  $\beta_-$ , even without requiring a cosmological constant. Furthermore,  $\beta_-$  has a finite Minkowski limit in the future, viz.,  $H \rightarrow 0$  for  $z \rightarrow -1$ , distinguishing it from  $\beta_+$ , which approaches the de Sitter (dS) limit in the future, as is familiar from the  $\Lambda$ CDM model, in addition to avoiding instabilities/ghosts.

To ensure good consistency with the cosmic microwave background (CMB) power spectra, we have imposed constraints from Planck-CMB observations on the comoving angular diameter distance  $D_M(z_*)$  and the physical matter density  $\Omega_{m0}h^2$ , and thus obtained the following parameters:  $\Omega_{m0} = 0.276$  and  $\beta_+ = 0.408$ ;  $\Omega_{m0} = 0.202$  and  $\beta_- = -3.736$ ;  $\Omega_{m0} = 0.315$  for  $\Lambda$ CDM. The model with  $\beta_+$  exhibits a phantom character at  $0 \leq z \lesssim 5$ , whereas it becomes almost indistinguishable from  $\Lambda$  at larger redshifts, viz.,  $z \gtrsim 5$ . This shifts the beginning of the late-time accelerated expansion phase of the Universe to earlier times compared to the one in the base  $\Lambda$ CDM model, and, similar to a domino effect, the pronounced phantom character of the torsional DE at low redshifts, in turn, gives rise to a higher value of the Hubble constant,  $H_0 = 72.36 \text{ km s}^{-1} \text{ Mpc}^{-1}$  (matching the constraints from observational analysis [96]), in great agreement with the SH0ES  $H_0$  measurements [110], as well as providing a better description of the baryon acoustic oscillation (BAO) data at high redshifts (viz., Lyman- $\alpha$  data) compared to the  $\Lambda$ CDM model. On the other hand, the torsional DE in the model with  $\beta_-$  features an intervening phantom regime at  $0.2 \lesssim z < 1.45$  (after the sign change) between two quintessence regions, residing in an unexplored solution region beyond the phenomenological possibilities studied so far. This case leads to an over-enhanced Hubble constant,  $H_0 = 84.54 \text{ km s}^{-1} \text{ Mpc}^{-1}$ , resulting from significantly boosted  $H(z)$  values for  $z \lesssim 1$  compensating

for the notably low  $H(z)$  values for  $z \gtrsim 1$ —caused by the large negative DE density—in the range  $1.45 \lesssim z \lesssim 8$ , in order to match the fixed value of the  $D_M(z_*)$ . Revealing the  $\beta_-$  case provides insight into how this particular  $f(T)$  model offers an effective framework for alleviating major cosmological tensions, although the resulting enhancement is greater than initially anticipated due to the strength of  $\beta$ , which is governed solely by  $\Omega_{m0}$ .

Next, our findings led us to introduce an additional degree of freedom; we chose to include the well-known cosmological constant  $\Lambda$ , as the most straightforward option, which gives rise to an extended model corresponding to the replacement  $f(T) \rightarrow f(T) + 2\Lambda$ , where the torsion and  $\Lambda$  work in tandem. Retaining  $f(T) = Te^{\beta(T_0/T)}$  in the new model, which can be considered as one-parameter exponential infrared teleparallel extension of the standard  $\Lambda$ CDM from an alternative perspective, the cosmological possibilities consistent with the CMB power spectra evolve into an incredibly broad and promising solution space (refer to Fig. 6), part of which is in excellent agreement with the SH0ES  $H_0$  measurement (points within the wheat-colored band in Fig. 6) and whose  $\beta = 0$  point now exactly corresponds to  $\Lambda$ CDM. The fact that  $\Lambda$ CDM resides in the local minimum in the  $H_0$  vs  $\beta$  and  $H_0$  vs  $\Omega_{m0}$  plots suggests that extending with  $\Lambda$  was a wise choice for alleviating the  $H_0$  tension. We have noticed that, after introducing  $\Lambda$ , the classification based on the sign of  $\beta$  used in Sec. IV is no longer applicable as it stands. The DE is now composed of both the cosmological constant and torsion, allowing for four distinct combinations based on the signs of  $\beta$  and  $\Omega_{\Lambda 0}$ . Among them, ( $\beta < 0$  with  $\Lambda < 0$ ) does not permit a phantom DE, and ( $\beta > 0$  with  $\Lambda > 0$ ) does not allow for a sign-changing DE, whereas the other two combinations accommodate both. It is clear that a Bayesian analysis is essential to compare these models, which exhibit distinct background dynamics, against the standard  $\Lambda$ CDM model to determine which is more strongly supported by the available data, particularly the  $H_0$  value measured by the SH0ES collaboration.

We have already seen that the phantom model with  $\beta_+$  and  $\Omega_{\Lambda 0} = 0$  predicts an  $H_0$  value in strong agreement with the SH0ES measurement, and the inclusion of a cosmological constant indeed fine-tunes it in one of the models whose Hubble constant perfectly matches the SH0ES measured value. Additionally, another such model achieves phantom behavior with a negative  $\beta$ , and in this sense, it differs from these two. This model is positioned very close to the local maximum, having the largest  $\Omega_{\Lambda 0}$  accompanied by the smallest  $\Omega_{T0}$ . In an interesting sign-changing model, although  $\beta$  is non-vanishing, the torsional contribution vanishes today ( $\Omega_{T0} = 0$ ) as in  $\Lambda$ CDM but diminishes to negative values with increasing redshift, while the large positive  $\Omega_{\Lambda 0}$  pulls the Hubble constant to higher values. We observed that the sign-changing model, where the effect of the large negative  $\beta$  is moderated by the negative value of  $\Lambda$ , can reduce the overestimated  $H_0$  value of the model obtained with  $\beta_-$  and  $\Omega_{\Lambda 0} = 0$  to match the SH0ES-measured value. In this model, the cosmic

expansion undergoes a slowing down of acceleration at very low redshifts and even transitions into a decelerating phase—a distinguishing behavior not observed in phantom models, and akin to findings from the recent DESI BAO data analysis by Calderon *et al.* [80]. This slowing down of acceleration, transitioning into deceleration at very low redshifts, triggers a decrease in the  $H_0$ , which would otherwise tend to prefer an over-enhanced value. A similar behavior—a shift to a deceleration phase at low redshifts—also exists in another sign-changing model, though in this case, the Hubble constant matches that of Planck- $\Lambda$ CDM. In this model, as the redshift increases, the present-day positive torsional contribution first rises briefly before decreasing and becoming highly negative at earlier times. The sharp reduction in  $H_0$  reflects the deceleration at very low redshifts, along with  $\Omega_{\Lambda 0} < 0$ .

As mentioned earlier, the rapid cessation of cosmic acceleration at very low redshifts, viz., in the neighborhood of  $z = 0$ , which manifests itself as a local maximum in the expansion speed,  $\dot{a}$ , observed in some sign-changing models within  $f(T)$  framework, is quite similar to the behavior reported in the recent findings from the DESI BAO analysis by Calderon *et al.* [80]. This behavior is reflected in an oscillating-like pattern in the ratio of the Hubble parameter  $H(z)$  to that of  $\Lambda$ CDM,  $H_{\Lambda\text{CDM}}(z)$ , and a second sign transition—from acceleration to deceleration, in contrast to the first transition marking the beginning of the late-time accelerated expansion phase of the Universe—in the deceleration parameter  $q(z)$ . These previously overlooked, promising nontrivial background dynamics, along with the positivity of  $f_T$  (ensuring that the effective cosmological Newtonian constant  $\mathcal{G}_{\text{eff}}$  remains positive as well as the instabilities or ghosts are avoided) achieved by  $\beta < 0$ , encourage further research in  $f(T)$  gravity, including revisiting the existing literature and exploring new functional forms that can give rise to these dynamics. Another property inherent to these models is that the effective Newtonian constant  $\mathcal{G}_{\text{eff}}$ , which governs cosmological perturbations, deviates significantly from the standard Newtonian constant  $G_N$  due to the large negative values of  $\beta$  required to realize these scenarios, which imply a large  $f_T$  connecting these constants. However, caution must be exercised in drawing conclusions, as the effective cosmological Newtonian constant  $\mathcal{G}_{\text{eff}}$ , does not necessarily coincide with the effective Newtonian con-

stant  $G_{\text{eff}}$  measured locally (e.g., within the solar system), where we expect  $G_{\text{eff}} \approx G_N$ , given both constants' dependence on the torsion scalar  $T$ , which is influenced by local spacetime properties. In other words, environmental factors influence the behavior of  $f(T)$  gravity across different scales. Thus, if a chameleon-like screening mechanism could be incorporated into this theory, the previously unexplored region of  $f(T)$  models with negative  $\beta$  values on the order of  $\mathcal{O}(1)$  might hold a significant advantage, enabling a cosmologically promising effective DE density that assumes negative values in the past and changes sign at low redshifts.

Thus, our findings suggest that  $f(T)$  gravity holds substantial promise for explaining cosmological phenomena and effectively addressing major cosmological tensions, particularly when the customary assumption of strict positivity for the effective DE density is relaxed. We propose that future theoretical and observational studies revisit existing  $f(T)$  cosmological models from this perspective, with the present work providing a foundational example of such an approach. Furthermore, exploring novel functional forms for  $f(T)$  models could reveal unforeseen, non-trivial deviations from the standard  $\Lambda$ CDM model, offering improved data compatibility and success in addressing the persistent cosmological tensions.

## ACKNOWLEDGMENTS

Ö.A. acknowledges the support by the Turkish Academy of Sciences in the scheme of the Outstanding Young Scientist Award (TÜBA-GEBİP). The work of A.D.F. was supported by the Japan Society for the Promotion of Science Grants-in-Aid for Scientific Research No. 20K03969. This study was supported by Scientific and Technological Research Council of Turkey (TUBITAK) under the Grant Number 122F124. The authors thank TUBITAK for their support. N.M.U. is supported in part by the same grant (TUBİTAK grant 122F124). This article/publication is based upon work from COST Action CA21136 Addressing observational tensions in cosmology with systematics and fundamental physics (CosmoVerse) supported by COST (European Cooperation in Science and Technology).

- 
- [1] R. Aldrovandi and J. G. Pereira, *Teleparallel Gravity: An Introduction* (Springer, 2013).
  - [2] R. Ferraro and F. Fiorini, Modified teleparallel gravity: Inflation without inflaton, *Phys. Rev. D* **75**, 084031 (2007), gr-qc/0610067.
  - [3] R. Ferraro and F. Fiorini, On Born-Infeld Gravity in Weitzenböck spacetime, *Phys. Rev. D* **78**, 124019 (2008), 0812.1981.
  - [4] T. P. Sotiriou and V. Faraoni, f(R) Theories Of Gravity, *Rev. Mod. Phys.* **82**, 451 (2010), 0805.1726.
  - [5] A. De Felice and S. Tsujikawa, f(R) theories, *Living Rev. Rel.* **13**, 3 (2010), 1002.4928.
  - [6] S. Nojiri and S. D. Odintsov, Unified cosmic history in modified gravity: from F(R) theory to Lorentz non-invariant models, *Phys. Rept.* **505**, 59 (2011), 1011.0544.
  - [7] T. Clifton, P. G. Ferreira, A. Padilla, and C. Skordis, Modified Gravity and Cosmology, *Phys. Rept.* **513**, 1 (2012), 1106.2476.
  - [8] S. Capozziello and M. De Laurentis, Extended Theories of Gravity, *Phys. Rept.* **509**, 167 (2011), 1108.6266.



- [9] S. Nojiri, S. D. Odintsov, and V. K. Oikonomou, Modified Gravity Theories on a Nutshell: Inflation, Bounce and Late-time Evolution, *Phys. Rept.* **692**, 1 (2017), 1705.11098.
- [10] B. Li, T. P. Sotiriou, and J. D. Barrow,  $f(T)$  gravity and local Lorentz invariance, *Phys. Rev. D* **83**, 064035 (2011), 1010.1041.
- [11] T. P. Sotiriou, B. Li, and J. D. Barrow, Generalizations of teleparallel gravity and local Lorentz symmetry, *Phys. Rev. D* **83**, 104030 (2011), 1012.4039.
- [12] H. I. Arcos and J. G. Pereira, Torsion gravity: A Reappraisal, *Int. J. Mod. Phys. D* **13**, 2193 (2004), gr-qc/0501017.
- [13] M. Krššák and E. N. Saridakis, The covariant formulation of  $f(T)$  gravity, *Class. Quant. Grav.* **33**, 115009 (2016), 1510.08432.
- [14] A. Golovnev, T. Koivisto, and M. Sandstad, On the covariance of teleparallel gravity theories, *Class. Quant. Grav.* **34**, 145013 (2017), 1701.06271.
- [15] J. W. Maluf, S. C. Ulhoa, J. F. da Rocha-Neto, and F. L. Carneiro, Difficulties of Teleparallel Theories of Gravity with Local Lorentz Symmetry, *Class. Quant. Grav.* **37**, 067003 (2020), 1811.06876.
- [16] C. Bejarano, R. Ferraro, F. Fiorini, and M. J. Guzmán, Reflections on the covariance of modified teleparallel theories of gravity, *Universe* **5**, 158 (2019), 1905.09913.
- [17] A. Golovnev and M.-J. Guzmán, Foundational issues in  $f(T)$  gravity theory, *Int. J. Geom. Meth. Mod. Phys.* **18**, 2140007 (2021), 2012.14408.
- [18] A. Golovnev, Issues of Lorentz-invariance in  $f(T)$  gravity and calculations for spherically symmetric solutions, *Class. Quant. Grav.* **38**, 197001 (2021), 2105.08586.
- [19] A. Golovnev and M.-J. Guzman, Lorentz symmetries and primary constraints in covariant teleparallel gravity, *Phys. Rev. D* **104**, 124074 (2021), 2110.11273.
- [20] Y.-F. Cai, S. Capozziello, M. De Laurentis, and E. N. Saridakis,  $f(T)$  teleparallel gravity and cosmology, *Rept. Prog. Phys.* **79**, 106901 (2016), 1511.07586.
- [21] A. Golovnev and T. Koivisto, Cosmological perturbations in modified teleparallel gravity models, *JCAP* **11**, 012, 1808.05565.
- [22] M. Krssak, R. J. van den Hoogen, J. G. Pereira, C. G. Böhrer, and A. A. Coley, Teleparallel theories of gravity: illuminating a fully invariant approach, *Class. Quant. Grav.* **36**, 183001 (2019), 1810.12932.
- [23] S. Bahamonde, K. F. Dialektopoulos, C. Escamilla-Rivera, G. Farrugia, V. Gakis, M. Hendry, M. Hohmann, J. Levi Said, J. Mifsud, and E. Di Valentino, Teleparallel gravity: from theory to cosmology, *Rept. Prog. Phys.* **86**, 026901 (2023), 2106.13793.
- [24] G. R. Bengochea and R. Ferraro, Dark torsion as the cosmic speed-up, *Phys. Rev. D* **79**, 124019 (2009), 0812.1205.
- [25] E. V. Linder, Einstein's Other Gravity and the Acceleration of the Universe, *Phys. Rev. D* **81**, 127301 (2010), [Erratum: Phys.Rev.D 82, 109902 (2010)], 1005.3039.
- [26] M. Hohmann, L. Jarv, and U. Ualikhanova, Dynamical systems approach and generic properties of  $f(T)$  cosmology, *Phys. Rev. D* **96**, 043508 (2017), 1706.02376.
- [27] P. Wu and H. W. Yu,  $f(T)$  models with phantom divide line crossing, *Eur. Phys. J. C* **71**, 1552 (2011), 1008.3669.
- [28] K. Karami and A. Abdolmaleki,  $f(T)$  modified teleparallel gravity models as an alternative for holographic and new agegraphic dark energy models, *Res. Astron. Astrophys.* **13**, 757 (2013), 1009.2459.
- [29] K. Bamba, C.-Q. Geng, C.-C. Lee, and L.-W. Luo, Equation of state for dark energy in  $f(T)$  gravity, *JCAP* **01**, 021, 1011.0508.
- [30] V. F. Cardone, N. Radicella, and S. Camera, Accelerating  $f(T)$  gravity models constrained by recent cosmological data, *Phys. Rev. D* **85**, 124007 (2012), 1204.5294.
- [31] E. Di Valentino, A. Mukherjee, and A. A. Sen, Dark Energy with Phantom Crossing and the  $H_0$  Tension, *Entropy* **23**, 404 (2021), 2005.12587.
- [32] S. A. Adil, O. Akarsu, E. Di Valentino, R. C. Nunes, E. Özlüker, A. A. Sen, and E. Specogna, Omnipotent dark energy: A phenomenological answer to the Hubble tension, *Phys. Rev. D* **109**, 023527 (2024), 2306.08046.
- [33] O. Akarsu, S. Kumar, E. Özlüker, and J. A. Vazquez, Relaxing cosmological tensions with a sign switching cosmological constant, *Phys. Rev. D* **104**, 123512 (2021), 2108.09239.
- [34] O. Akarsu, S. Kumar, E. Özlüker, J. A. Vazquez, and A. Yadav, Relaxing cosmological tensions with a sign switching cosmological constant: Improved results with Planck, BAO, and Pantheon data, *Phys. Rev. D* **108**, 023513 (2023), 2211.05742.
- [35] O. Akarsu, E. Di Valentino, S. Kumar, R. C. Nunes, J. A. Vazquez, and A. Yadav,  $\Lambda_s$ CDM model: A promising scenario for alleviation of cosmological tensions, (2023), 2307.10899.
- [36] O. Akarsu, J. D. Barrow, L. A. Escamilla, and J. A. Vazquez, Graduated dark energy: Observational hints of a spontaneous sign switch in the cosmological constant, *Phys. Rev. D* **101**, 063528 (2020), 1912.08751.
- [37] J. A. Vazquez, S. Hee, M. P. Hobson, A. N. Lasenby, M. Ibison, and M. Bridges, Observational constraints on conformal time symmetry, missing matter and double dark energy, *JCAP* **07**, 062, 1208.2542.
- [38] T. Delubac *et al.* (BOSS), Baryon acoustic oscillations in the Ly $\alpha$  forest of BOSS DR11 quasars, *Astron. Astrophys.* **574**, A59 (2015), 1404.1801.
- [39] V. Sahni, A. Shafieloo, and A. A. Starobinsky, Model independent evidence for dark energy evolution from Baryon Acoustic Oscillations, *Astrophys. J. Lett.* **793**, L40 (2014), 1406.2209.
- [40] E. Aubourg *et al.* (BOSS), Cosmological implications of baryon acoustic oscillation measurements, *Phys. Rev. D* **92**, 123516 (2015), 1411.1074.
- [41] E. Di Valentino, E. V. Linder, and A. Melchiorri, Vacuum phase transition solves the  $H_0$  tension, *Phys. Rev. D* **97**, 043528 (2018), 1710.02153.
- [42] E. Mörtzell and S. Dhawan, Does the Hubble constant tension call for new physics?, *JCAP* **09**, 025, 1801.07260.
- [43] V. Poulin, K. K. Boddy, S. Bird, and M. Kamionkowski, Implications of an extended dark energy cosmology with massive neutrinos for cosmological tensions, *Phys. Rev. D* **97**, 123504 (2018), 1803.02474.
- [44] S. Capozziello, Ruchika, and A. A. Sen, Model independent constraints on dark energy evolution from low-redshift observations, *Mon. Not. Roy. Astron. Soc.* **484**, 4484 (2019), 1806.03943.
- [45] Y. Wang, L. Pogosian, G.-B. Zhao, and A. Zucca, Evolution of dark energy reconstructed from the latest observations, *Astrophys. J. Lett.* **869**, L8 (2018), 1807.03772.
- [46] A. Banihashemi, N. Khosravi, and A. H. Shirazi, Phase transition in the dark sector as a proposal to lessen cosmological tensions, *Phys. Rev. D* **101**, 123521 (2020),



- 1808.02472.
- [47] K. Dutta, Ruchika, A. Roy, A. A. Sen, and M. M. Sheikh-Jabbari, Beyond  $\Lambda$ CDM with low and high redshift data: implications for dark energy, *Gen. Rel. Grav.* **52**, 15 (2020), 1808.06623.
- [48] A. Banihashemi, N. Khosravi, and A. H. Shirazi, Ginzburg-Landau Theory of Dark Energy: A Framework to Study Both Temporal and Spatial Cosmological Tensions Simultaneously, *Phys. Rev. D* **99**, 083509 (2019), 1810.11007.
- [49] L. Visinelli, S. Vagnozzi, and U. Danielsson, Revisiting a negative cosmological constant from low-redshift data, *Symmetry* **11**, 1035 (2019), 1907.07953.
- [50] G. Ye and Y.-S. Piao, Is the Hubble tension a hint of AdS phase around recombination?, *Phys. Rev. D* **101**, 083507 (2020), 2001.02451.
- [51] A. Perez, D. Sudarsky, and E. Wilson-Ewing, Resolving the  $H_0$  tension with diffusion, *Gen. Rel. Grav.* **53**, 7 (2021), 2001.07536.
- [52] O. Akarsu, N. Katirci, S. Kumar, R. C. Nunes, B. Öztürk, and S. Sharma, Rastall gravity extension of the standard  $\Lambda$ CDM model: theoretical features and observational constraints, *Eur. Phys. J. C* **80**, 1050 (2020), 2004.04074.
- [53] R. Calderón, R. Gannouji, B. L'Huillier, and D. Polarski, Negative cosmological constant in the dark sector?, *Phys. Rev. D* **103**, 023526 (2021), 2008.10237.
- [54] G. Ye and Y.-S. Piao,  $T_0$  censorship of early dark energy and AdS vacua, *Phys. Rev. D* **102**, 083523 (2020), 2008.10832.
- [55] A. Paliathanasis and G. Leon, Dynamics of a two scalar field cosmological model with phantom terms, *Class. Quant. Grav.* **38**, 075013 (2021), 2009.12874.
- [56] A. Bonilla, S. Kumar, and R. C. Nunes, Measurements of  $H_0$  and reconstruction of the dark energy properties from a model-independent joint analysis, *Eur. Phys. J. C* **81**, 127 (2021), 2011.07140.
- [57] R. C. Bernardo, D. Grandón, J. Said Levi, and V. H. Cárdenas, Parametric and nonparametric methods hint dark energy evolution, *Phys. Dark Univ.* **36**, 101017 (2022), 2111.08289.
- [58] L. A. Escamilla and J. A. Vazquez, Model selection applied to reconstructions of the Dark Energy, *Eur. Phys. J. C* **83**, 251 (2023), 2111.10457.
- [59] R. C. Bernardo, D. Grandón, J. Levi Said, and V. H. Cárdenas, Dark energy by natural evolution: Constraining dark energy using Approximate Bayesian Computation, *Phys. Dark Univ.* **40**, 101213 (2023), 2211.05482.
- [60] M. Malekjani, R. M. Conville, E. O. Colgáin, S. Pourojaghi, and M. M. Sheikh-Jabbari, On redshift evolution and negative dark energy density in Pantheon + Supernovae, *Eur. Phys. J. C* **84**, 317 (2024), 2301.12725.
- [61] A. Gómez-Valent, A. Favale, M. Migliaccio, and A. A. Sen, Late-time phenomenology required to solve the  $H_0$  tension in view of the cosmic ladders and the anisotropic and angular BAO datasets, *Phys. Rev. D* **109**, 023525 (2024), 2309.07795.
- [62] R. Medel-Esquivel, I. Gómez-Vargas, A. A. M. Sánchez, R. García-Salcedo, and J. Alberto Vázquez, Cosmological Parameter Estimation with Genetic Algorithms, *Universe* **10**, 11 (2024), 2311.05699.
- [63] A. Gomez-Valent and J. Solà Peracaula, Phantom matter: a challenging solution to the cosmological tensions, *Astrophys. J.* **975**, 64 (2024), 2404.18845.
- [64] D. Bousis and L. Perivolaropoulos, Hubble tension tomography: BAO vs SnIa distance tension, (2024), 2405.07039.
- [65] H. Wang, Z.-Y. Peng, and Y.-S. Piao, Can recent DESI BAO measurements accommodate a negative cosmological constant?, (2024), 2406.03395.
- [66] E. O. Colgáin, S. Pourojaghi, and M. M. Sheikh-Jabbari, Implications of DES 5YR SNe Dataset for  $\Lambda$ CDM, (2024), 2406.06389.
- [67] A. Yadav,  $\Lambda_s$ CDM cosmology: Alleviating major cosmological tensions by predicting standard neutrino properties, (2024), 2406.18496.
- [68] Y. Toda, W. Giarè, E. Özlüker, E. Di Valentino, and S. Vagnozzi, Combining pre- and post-recombination new physics to address cosmological tensions: Case study with varying electron mass and sign-switching cosmological constant, *Phys. Dark Univ.* **46**, 101676 (2024), 2407.01173.
- [69] E. Di Valentino, O. Mena, S. Pan, L. Visinelli, W. Yang, A. Melchiorri, D. F. Mota, A. G. Riess, and J. Silk, In the realm of the Hubble tension—a review of solutions, *Class. Quant. Grav.* **38**, 153001 (2021), 2103.01183.
- [70] L. Perivolaropoulos and F. Skara, Challenges for  $\Lambda$ CDM: An update, *New Astron. Rev.* **95**, 101659 (2022), 2105.05208.
- [71] E. Abdalla *et al.*, Cosmology intertwined: A review of the particle physics, astrophysics, and cosmology associated with the cosmological tensions and anomalies, *JHEAp* **34**, 49 (2022), 2203.06142.
- [72] E. Di Valentino, Challenges of the Standard Cosmological Model, *Universe* **8**, 399 (2022).
- [73] S. Vagnozzi, Seven Hints That Early-Time New Physics Alone Is Not Sufficient to Solve the Hubble Tension, *Universe* **9**, 393 (2023), 2308.16628.
- [74] O. Akarsu, E. O. Colgáin, A. A. Sen, and M. M. Sheikh-Jabbari,  $\Lambda$ CDM Tensions: Localising Missing Physics through Consistency Checks, *Universe* **10**, 305 (2024), 2402.04767.
- [75] N. Aghanim *et al.* (Planck), Planck 2018 results. VI. Cosmological parameters, *Astron. Astrophys.* **641**, A6 (2020), [Erratum: *Astron. Astrophys.* 652, C4 (2021)], 1807.06209.
- [76] D. Brout *et al.*, The Pantheon+ Analysis: Cosmological Constraints, *Astrophys. J.* **938**, 110 (2022), 2202.04077.
- [77] D. Rubin *et al.*, Union Through UNITY: Cosmology with 2,000 SNe Using a Unified Bayesian Framework, (2023), 2311.12098.
- [78] T. M. C. Abbott *et al.* (DES), The Dark Energy Survey: Cosmology Results With  $\sim 1500$  New High-redshift Type Ia Supernovae Using The Full 5-year Dataset, (2024), 2401.02929.
- [79] A. G. Adame *et al.* (DESI), DESI 2024 VI: Cosmological Constraints from the Measurements of Baryon Acoustic Oscillations, (2024), 2404.03002.
- [80] R. Calderon *et al.* (DESI), DESI 2024: Reconstructing Dark Energy using Crossing Statistics with DESI DR1 BAO data, (2024), 2405.04216.
- [81] L. A. Escamilla, E. Özlüker, O. Akarsu, E. Di Valentino, and J. A. Vázquez, Do we need wavelets in the late Universe?, (2024), 2408.12516.
- [82] L. A. Escamilla, O. Akarsu, E. Di Valentino, and J. A. Vazquez, Model-independent reconstruction of the interacting dark energy kernel: Binned and Gaussian process, *JCAP* **11**, 051, 2305.16290.
- [83] M. A. Sabogal, O. Akarsu, A. Bonilla, E. Di Valentino,

- and R. C. Nunes, Exploring new physics in the late Universe's expansion through non-parametric inference, *Eur. Phys. J. C* **84**, 703 (2024), 2407.04223.
- [84] L. A. Anchordoqui, I. Antoniadis, and D. Lust, Anti-de Sitter  $\rightarrow$  de Sitter transition driven by Casimir forces and mitigating tensions in cosmological parameters, *Phys. Lett. B* **855**, 138775 (2024), 2312.12352.
- [85] L. A. Anchordoqui, I. Antoniadis, D. Lust, N. T. Noble, and J. F. Soriano, From infinite to infinitesimal: Using the Universe as a dataset to probe Casimir corrections to the vacuum energy from fields inhabiting the dark dimension, (2024), 2404.17334.
- [86] L. A. Anchordoqui, I. Antoniadis, D. Bielli, A. Chitrabhuti, and H. Isono, Thin-wall vacuum decay in the presence of a compact dimension meets the  $H_0$  and  $S_8$  tensions, (2024), 2410.18649.
- [87] O. Akarsu, A. De Felice, E. Di Valentino, S. Kumar, R. C. Nunes, E. Ozulker, J. A. Vazquez, and A. Yadav,  $\Lambda_s$ CDM cosmology from a type-II minimally modified gravity, (2024), 2402.07716.
- [88] O. Akarsu, A. De Felice, E. Di Valentino, S. Kumar, R. C. Nunes, E. Ozulker, J. A. Vazquez, and A. Yadav, Cosmological constraints on  $\Lambda_s$ CDM scenario in a type II minimally modified gravity, (2024), 2406.07526.
- [89] A. De Felice, A. Doll, and S. Mukohyama, A theory of type-II minimally modified gravity, *JCAP* **09**, 034, 2004.12549.
- [90] A. De Felice, S. Mukohyama, and M. C. Pookkillath, Addressing  $H_0$  tension by means of VCDM, *Phys. Lett. B* **816**, 136201 (2021), [Erratum: *Phys. Lett. B* 818, 136364 (2021)], 2009.08718.
- [91] B. Alexandre, S. Gielen, and J. a. Magueijo, Overall signature of the metric and the cosmological constant, *JCAP* **02**, 036, 2306.11502.
- [92] S. Dwivedi and M. Höggäs, 2D BAO vs 3D BAO: solving the Hubble tension with alternative cosmological models, (2024), 2407.04322.
- [93] Y. Tiwari, B. Ghosh, and R. K. Jain, Towards a possible solution to the Hubble tension with Horndeski gravity, *Eur. Phys. J. C* **84**, 220 (2024), 2301.09382.
- [94] A. Awad, W. El Hanafy, G. G. L. Nashed, and E. N. Saridakis, Phase Portraits of general  $f(T)$  Cosmology, *JCAP* **02**, 052, 1710.10194.
- [95] M. Hashim, W. El Hanafy, A. Golovnev, and A. A. El-Zant, Toward a concordance teleparallel cosmology. Part I. Background dynamics, *JCAP* **07**, 052, 2010.14964.
- [96] M. Hashim, A. A. El-Zant, W. El Hanafy, and A. Golovnev, Toward a concordance teleparallel cosmology. Part II. Linear perturbation, *JCAP* **07**, 053, 2104.08311.
- [97] A. Golovnev, Geometry of teleparallel theories, *PoS ICP-PCRubakov2023*, 031 (2024), 2312.13858.
- [98] K. Bamba, S. Capozziello, M. De Laurentis, S. Nojiri, and D. Sáez-Gómez, No further gravitational wave modes in  $F(T)$  gravity, *Phys. Lett. B* **727**, 194 (2013), 1309.2698.
- [99] Y.-F. Cai, C. Li, E. N. Saridakis, and L. Xue,  $f(T)$  gravity after GW170817 and GRB170817A, *Phys. Rev. D* **97**, 103513 (2018), 1801.05827.
- [100] J. Khoury and A. Weltman, Chameleon fields: Awaiting surprises for tests of gravity in space, *Phys. Rev. Lett.* **93**, 171104 (2004), astro-ph/0309300.
- [101] J. Khoury and A. Weltman, Chameleon cosmology, *Phys. Rev. D* **69**, 044026 (2004), astro-ph/0309411.
- [102] I. Navarro and K. Van Acoleyen,  $f(R)$  actions, cosmic acceleration and local tests of gravity, *JCAP* **02**, 022, gr-qc/0611127.
- [103] T. Faulkner, M. Tegmark, E. F. Bunn, and Y. Mao, Constraining  $f(R)$  Gravity as a Scalar Tensor Theory, *Phys. Rev. D* **76**, 063505 (2007), astro-ph/0612569.
- [104] B. Li and J. D. Barrow, The Cosmology of  $f(R)$  gravity in metric variational approach, *Phys. Rev. D* **75**, 084010 (2007), gr-qc/0701111.
- [105] S. Capozziello and S. Tsujikawa, Solar system and equivalence principle constraints on  $f(R)$  gravity by chameleon approach, *Phys. Rev. D* **77**, 107501 (2008), 0712.2268.
- [106] P. Brax, C. van de Bruck, A.-C. Davis, and D. J. Shaw,  $f(R)$  Gravity and Chameleon Theories, *Phys. Rev. D* **78**, 104021 (2008), 0806.3415.
- [107] U. Ualikhanova and M. Hohmann, Parametrized post-Newtonian limit of general teleparallel gravity theories, *Phys. Rev. D* **100**, 104011 (2019), 1907.08178.
- [108] Z.-C. Chen, Y. Wu, and H. Wei, Post-Newtonian Approximation of Teleparallel Gravity Coupled with a Scalar Field, *Nucl. Phys. B* **894**, 422 (2015), 1410.7715.
- [109] E. D. Emtsova and M. Hohmann, Post-Newtonian limit of scalar-torsion theories of gravity as analogue to scalar-curvature theories, *Phys. Rev. D* **101**, 024017 (2020), 1909.09355.
- [110] A. G. Riess *et al.*, A Comprehensive Measurement of the Local Value of the Hubble Constant with  $1 \text{ km s}^{-1} \text{ Mpc}^{-1}$  Uncertainty from the Hubble Space Telescope and the SH0ES Team, *Astrophys. J. Lett.* **934**, L7 (2022), 2112.04510.
- [111] E. Ozulker, Is the dark energy equation of state parameter singular?, *Phys. Rev. D* **106**, 063509 (2022), 2203.04167.
- [112] S. Alam *et al.* (eBOSS), Completed SDSS-IV extended Baryon Oscillation Spectroscopic Survey: Cosmological implications from two decades of spectroscopic surveys at the Apache Point Observatory, *Phys. Rev. D* **103**, 083533 (2021), 2007.08991.
- [113] A. Shafieloo, V. Sahni, and A. A. Starobinsky, Is cosmic acceleration slowing down?, *Phys. Rev. D* **80**, 101301 (2009), 0903.5141.
- [114] F. Pace, C. Fedeli, L. Moscardini, and M. Bartelmann, Structure formation in cosmologies with oscillating dark energy, *Mon. Not. Roy. Astron. Soc.* **422**, 1186 (2012), 1111.1556.
- [115] D. Tamayo and J. A. Vazquez, Fourier-series expansion of the dark-energy equation of state, *Mon. Not. Roy. Astron. Soc.* **487**, 729 (2019), 1901.08679.
- [116] O. Akarsu, E. O. Colgain, E. Özulker, S. Thakur, and L. Yin, Inevitable manifestation of wiggles in the expansion of the late Universe, *Phys. Rev. D* **107**, 123526 (2023), 2207.10609.
- [117] M. Rezaei, Oscillating Dark Energy in Light of the Latest Observations and Its Impact on the Hubble Tension, *Astrophys. J.* **967**, 2 (2024), 2403.18968.
- [118] L. A. Escamilla, S. Pan, E. Di Valentino, A. Paliathanasis, J. A. Vázquez, and W. Yang, Oscillations in the Dark?, (2024), 2404.00181.