

Torus bifurcation of a dissipative time crystal

Jayson G. Cosme,^{1,*} Phatthamon Kongkhambut,^{2,*} Anton Bölian,² Richelle Jade L. Tuquero,¹ Jim Skulte,^{2,3} Ludwig Mathey,^{2,3} Andreas Hemmerich,^{2,3,†} and Hans Keßler^{2,4,‡}

¹National Institute of Physics, University of the Philippines, Diliman, Quezon City 1101, Philippines

²Center for Optical Quantum Technologies and Institute for Quantum Physics, Universität Hamburg, 22761 Hamburg, Germany

³The Hamburg Center for Ultrafast Imaging, Luruper Chaussee 149, 22761 Hamburg, Germany

⁴Physikalisches Institut, Rheinische Friedrich-Wilhelms-Universität, 53115 Bonn, Germany

Using a quantum gas setup consisting of a Bose-Einstein condensate strongly coupled to a high-finesse optical cavity by a transverse pump laser, we experimentally observe an instability of a dissipative continuous time crystal (CTC) towards a time crystalline state exhibiting two prominent oscillation frequencies. Applying a mean-field approximation model and a Floquet analysis, we theoretically confirm that this transition is a manifestation in a many-body system of a torus bifurcation between a limit cycle (LC) and a limit torus (LT). We theoretically illustrate the LC and LT attractors using the minimal model and experimentally reconstruct them using Takens' embedding theorem applied to the non-destructively measured intracavity photon dynamics.

Introduction.— Critical transitions are ubiquitous in complex dynamical systems in nature. In condensed matter systems, a mean-field approximation of a many-body system can lead to a few-mode model, which maps certain aspects of a phase transition onto the mathematical framework of critical transitions and bifurcation theory typically applied to nonlinear systems [1]. For example, in dissipative systems, various phase transitions can be understood as critical transitions between two fixed points or a fixed point and a periodic solution [2–12]. A physical system known to host a particularly rich variety of phase transitions is the quantum-gas cavity-QED platform [13, 14]. In the transversely pumped atom-cavity scenario, a pitchfork bifurcation from a trivial to a nontrivial fixed point is realised in the normal phase (NP) to superradiant phase (SP) transition as the strength of the light-matter interaction is increased [15–18]. The emergence of a continuous time crystal (CTC), i.e., another many-body state, in that same scenario [19] can be understood as a Hopf bifurcation between the SP and a limit cycle (LC) as the light-matter interaction is further increased in a mean-field theory of the system [11, 20–23]. Due to this correspondence between the many-body phase, the CTC, and its mean-field counterpart, the LC, we will refer to CTCs as LCs, hereafter. Within bifurcation theory, a LC can also become unstable as the system goes through a route to chaos [1]. An example is the period-doubling instability of a LC observed in a Rydberg atomic gas [24]. A less common type of instability of a LC, known to arise in classical systems [25–29], but yet to be experimentally demonstrated in quantum systems despite a theoretical proposal [30], is the Neimark-Sacker, secondary Hopf, or torus bifurcation. This bifurcation is characterised by a LC becoming unstable towards the formation of a limit torus (LT), which can be detected by observing the associated quasiperiodic dynamics.

In this work, we experimentally demonstrate that for strong light-matter interactions, the LCs previously observed in an atom-cavity system [11, 19], comprising a Bose-Einstein condensate (BEC) inside an recoil-resolved optical resonator [31, 32], becomes unstable, leading to a quasiperiodic dynamical state identified as a LT. The emergence of a LT cor-

responds to the appearance of a second spectral component in the Fourier spectrum of the intracavity photon dynamics, which is incommensurate to the response frequency of the LC. Supplementing our experimental results with numerical simulations, we infer from the behaviour of the Floquet multipliers of a minimal model of the system that the transition between a LC and LT can be understood as a Neimark-Sacker bifurcation, which constitutes its first observation in a quantum-coherent light-matter system.

Experiment.— In the experiment, we prepare a BEC of ⁸⁷Rb atoms with a particle number of around $N_a \approx 4 \times 10^4$. The BEC is strongly coupled to the fundamental mode of an optical high-finesse cavity by pumping with a retro-reflected light field along the direction perpendicular to the cavity axis as depicted in Fig. 1(a). We pump with a wavelength $\lambda_p = 791.59$ nm, which is blue-detuned with respect to the D_1 -line of ⁸⁷Rb at 794.98 nm, and thus the pump field provides a repulsive standing wave potential for the atoms. The recoil frequency corresponding to this pump wavelength is $\omega_{\text{rec}} = 2\pi \times 3.7$ kHz. The lattice depth produced by a single photon scattered into the cavity is $U_0 = 2\pi \times 0.7$ Hz. The bare detuning between the pump and cavity frequencies is δ_c . When accounting for the collective light shift, this gives rise to an effective detuning $\delta_{\text{eff}} = \delta_c - N_a U_0 / 2$. The cavity field decay rate is $\kappa = 2\pi \times 3.2$ kHz. Thus, the system operates in the recoil-resolved regime $\kappa \sim \omega_{\text{rec}}$, which means that the photon-mediated infinite-range interaction between the atoms is dynamical, and the cavity dynamics cannot be adiabatically eliminated, as for broad-bandwidth cavities with $\kappa \gg \omega_{\text{rec}}$ [14].

In Fig. 1(b), the experimental phase diagram in the parameter space spanned by the final pump intensity ϵ_f and the effective detuning δ_{eff} is shown. The supplemental material contains details on the construction of the phase diagram and the criteria used to distinguish between the normal phase (NP), superradiant phase (SP), and chaotic response (CH) [33]. In the following, we will focus on the LC and LT. Later, we will demonstrate theoretically that the LT in this work appears as a torus in three-dimensional coordinate space. First, we will discuss the experimental signatures of the LC and LT based

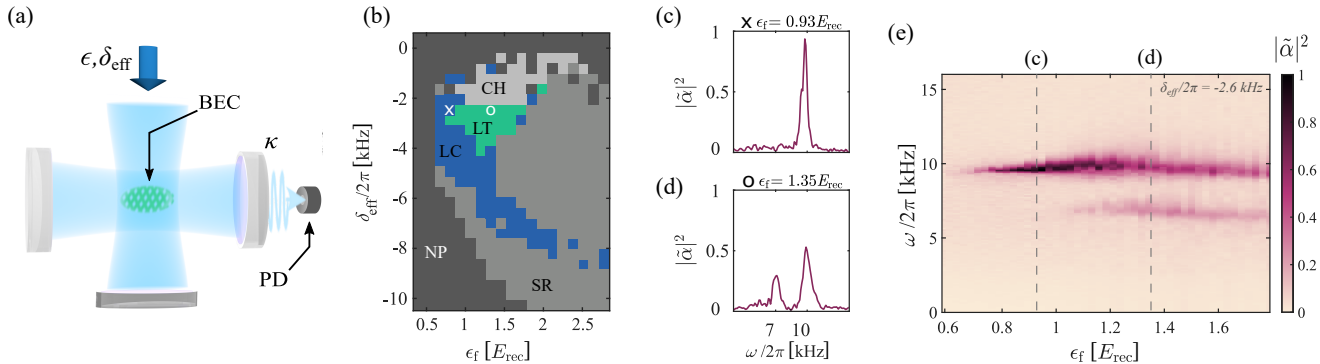


FIG. 1. (a) Schematic of the setup of a BEC transversally pumped with a standing wave potential. (b) Experimental phase diagram spanned by ϵ_f and δ_{eff} showing distinct regimes: the (NP) normal phase, (SP) superradiant phase, (LC) limit cycle, (LT) limit torus, and (CH) chaos. (c), (d) Experimentally measured Fourier spectra of the intracavity photon number for (c) a LC and (d) a LT. (e) Fourier spectra for varying pump intensities at fixed detuning $\delta_{\text{eff}} = -2\pi \times 2.6$ kHz. The vertical lines denote the pump intensities corresponding to (c) and (d).

on the dynamics of the intracavity photon number $|a|^2$ used to construct the phase diagram in Fig. 1(b).

We analyse the normalised Fourier spectra of $|a|^2$, with some examples shown in Figs. 1(c) and 1(d) for a LC and LT, respectively. Both the LC and LT have well-defined oscillation frequencies appearing as peaks in the Fourier spectra of $|a|^2$. In a LC, there is one dominant response frequency, in addition to possible higher harmonics, as seen from the peak around ~ 10 kHz in Fig. 1(c). In contrast, in a LT, a second prominent frequency peak is found, as shown in the subdominant peak around ~ 7 kHz in Fig. 1(d). We emphasise that an incommensurate ratio between the primary and secondary peaks is indicative of a quasiperiodic dynamics, a defining feature of a LT. Note that a period-doubling bifurcation occurs when the ratio between the secondary and primary peaks is exactly $1/2$. In the Supplemental Material [33], we explain in detail how we experimentally classify LC and LT based on their unique signatures.

For fixed $\delta_{\text{eff}} = -2\pi \times 2.6$ kHz and increasing pump intensity, we show in Fig. 1(e) that a LC becomes unstable and turns into a LT as a second peak in the spectra emerges. This is also supported by the island of LT found for higher values of ϵ_f in the phase diagram Fig. 1(b). Therefore, we experimentally observe an instability of a LC towards a quasiperiodic dynamical state for increasingly strong light-matter interactions between the cavity photons and the atoms, the strength of which is effectively controlled by the pump intensity.

Multi-mode simulation.— To shed light on the nature of the transition between the LC and LT, we turn to theoretical descriptions of the transversely pumped atom-cavity system. We first employ a mean-field approach in a multimode expansion in momentum space. Later, we compare this approach to a few-mode mean-field approximation, which we discuss within a nonlinear dynamics methodology. For the multimode approach, we use a two-dimensional (2D) simplified model, considering only atomic momentum excitations along the pump and cavity directions together with the single cavity mode, as

depicted in Fig. 2(a). We expand the atomic field operators using a plane-wave basis as done in Refs. [34, 35].

In our numerical simulations, we use the set of experimental parameters described earlier for an initial homogeneous BEC and a slightly occupied cavity mode $|a|^2(t=0) = 10^{-3}$ to ensure that the system can be pushed out of the NP. We present in Fig. 2(b) the Fourier spectra for different pump intensities and fixed detuning $\delta_{\text{eff}} = -2\pi \times 5$ kHz taken at $t \in [50, 100]$ ms; see Supplemental Material for the corresponding numerical phase diagram [33]. Consistent with the experimental results in Fig. 1(e), we also observe the appearance of side peaks that are incommensurate with the oscillation frequency of the previously stable LC before it turns into a LT for stronger ϵ . Thus, our 2D model correctly predicts the instability observed in the experiment. We compare the predictions of the multimode model and the experimental observations to a few-mode model. In [11] we have demonstrated that it captures the Hopf bifurcation from a SP to a LC. As such, we will next focus on this minimal model to show that the LC-LT transition is a torus bifurcation and to show that a three-dimensional coordinate space is enough to reconstruct the LC and LT attractors.

Three-mode model.— The Hamiltonian for the minimal bosonic model reads [11]

$$\hat{H} = \omega_p \hat{a}^\dagger \hat{a} + \omega_{10} \hat{b}^\dagger \hat{b} + \omega_{20} \hat{c}^\dagger \hat{c} + \lambda (\hat{a}^\dagger + \hat{a}) (\hat{b}^\dagger + \hat{b}) + \chi \hat{a}^\dagger \hat{a} (\hat{c}^\dagger + \hat{c}). \quad (1)$$

In the context of the atom-cavity system, the operator \hat{a}^\dagger creates a photon in the cavity mode. Excitations from the ground-state BEC mode $|0, 0\rangle$ to the momentum modes $|\pm \hbar k, \pm \hbar k\rangle$, crucial to the formation of a density wave pattern in the SP, are encapsulated in the bosonic creation operator \hat{b}^\dagger . The dynamical optical lattice formed along the cavity direction leads to $2\hbar k$ -momentum excitations from $|0, 0\rangle$ to $|0, \pm 2\hbar k\rangle$, which are represented by the creation operator \hat{c}^\dagger . This excitation channel couples to the intracavity intensity, and the coupling

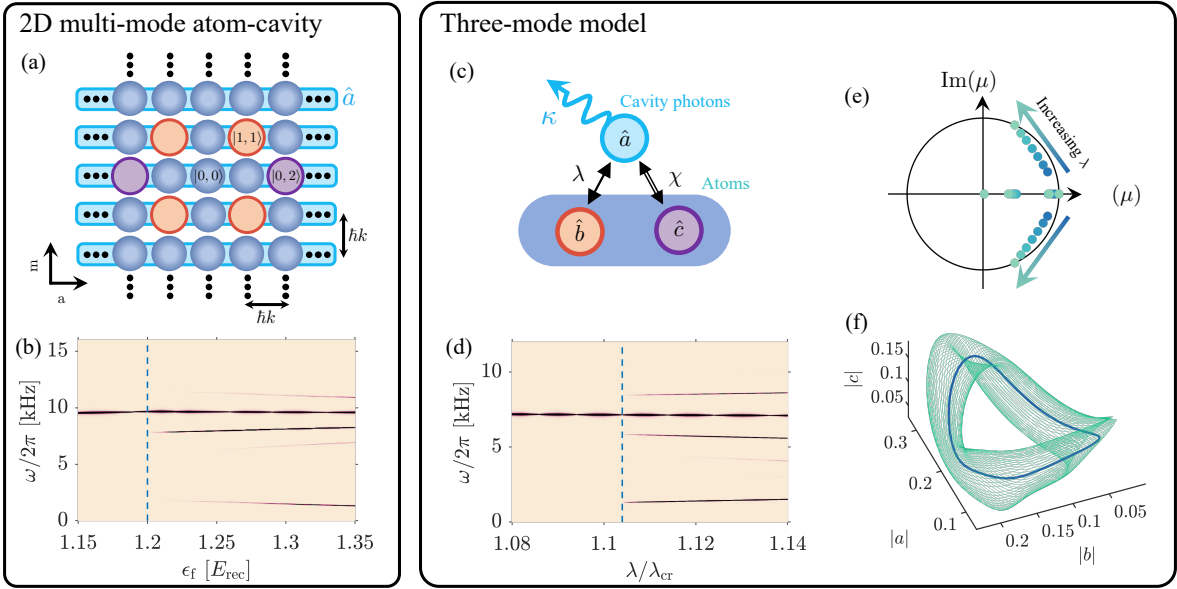


FIG. 2. Mean-field theory results. In (a), (b), a 2D model with 169 momentum modes and a single cavity mode is applied. The relevant modes associated with the momentum excitations in the two-mode approximation of the atomic sector for the three-mode model in (c) follow the same colour scheme. In (c)-(f) a minimal model with few coupled bosonic modes is used. (a), (c) Sketch of the theoretical models. (b), (d) Theoretical Fourier spectra for (b) $\delta_{\text{eff}} = -2\pi \times 5$ kHz and (d) $-\delta_{\text{eff}} = \omega_p = \kappa$. The maximum of the Fourier spectra is capped at 10^{-2} to emphasise the appearance of well-defined side peaks that are incommensurate to the dominant oscillation frequency of the LC. (e) Floquet multipliers μ for increasing $\lambda/\lambda_{\text{SP}} \in [1.05, 1.10]$ according to the minimal model. (f) Dynamics in a space spanned by $|a|$, $|b|$, and $|c|$ for λ slightly smaller (dark) and larger (light) than the critical value for a LT to emerge.

strength is controlled by the single photon lattice depth U_0 included in the prefactor χ in Eq. (1) [11]. We point out that this term is unique to our minimal model Eq. (1) and is absent in the usual treatment of a NP in the standard Dicke model in the thermodynamic limit [36]. The remaining parameters in Eq. (1) are the photon detuning $\omega_p = -\delta_{\text{eff}}$, the standard light-matter coupling strength λ proportional to the amplitude of the pump field, and the bare transition frequencies ω_{10} and ω_{20} corresponding to transitions from the ground state $|0, 0\rangle$ to $|\pm \hbar k, \pm \hbar k\rangle$ and $|0, \pm 2\hbar k\rangle$, respectively. A mean-field approximation of this model leads to a set of equations of motion (EOM) for $a = \langle \hat{a} \rangle$, $b = \langle \hat{b} \rangle$, and $c = \langle \hat{c} \rangle$ given by

$$\begin{aligned} \frac{da}{dt} &= -i(\omega_p - i\kappa + \chi(c + c^*))a - i\lambda(b + b^*), \\ \frac{db}{dt} &= -i\omega_{10}b - i\lambda(a + a^*), \\ \frac{dc}{dt} &= -i\omega_{20}c - i\chi a^*a. \end{aligned} \quad (2)$$

We numerically propagate the above EOM for an initial configuration with slight occupation of the cavity mode and excited states, $a = b = c = 10^{-3}$. The parameters are consistent with the experiment, i.e., $\omega_{10} = 2\omega_{\text{rec}} = \omega_{20}/2$, $\omega_p = -\delta_{\text{eff}}$, and $\chi \approx 4\kappa$ [11]. We explore the dynamics for varying light-matter coupling strength in units of the critical value for the NP-SP transition, $\lambda_{\text{cr}} = \sqrt{(\kappa^2 + \omega_p^2)\omega_{10}/4\omega_p}$. In Fig. 2(d), we present the Fourier spectra of $|a|^2$ for the minimal model taken at $\omega_{10} t \in [1, 2] \times 10^3$. We point out the sim-

ilarity in the general structure of the Fourier spectra of the 2D atom-cavity and minimal models, Figs. 1(b) and 1(d), which corroborates the applicability of our minimal model for gaining further insights about the LC-LT transition. We note that while the three-mode model in Eq. (2) can be further simplified to a model with two modes and a Kerr nonlinearity by an adiabatic elimination of the dynamics of the c -mode, such a model fails to capture the emergence of a Neimark-Sacker bifurcation and, instead, predicts a period-doubling bifurcation [33]. This highlights the crucial role played by the third atomic level for the existence of a Neimark-Sacker bifurcation in the system.

Floquet analysis.— Unlike in Ref. [11], which focused on the instability of the SP, a fixed point in the language of dynamical systems [1], we aim to identify in this work the type of bifurcation that leads to the instability of a LC, a periodic solution. As such, we employ a Floquet stability analysis [25, 37–39] of the LCs, which we briefly summarise as follows. First, we write Eq. (2) as $\partial_t \mathbf{X} = \mathbf{F}(\mathbf{X})$, where $\mathbf{X} = [a, a^*, b, b^*, c, c^*]^T$, and numerically obtain the LC solution $\mathbf{X}_{\text{LC}}(t)$ with period T . Next, we linearise Eq. (2) with respect to small perturbations around the stable LC solution, $\mathbf{X}_{\text{LC}}(t) + \delta \mathbf{X}$, which yields a linearised EOM $\partial_t \delta \mathbf{X} = \mathbf{J}_{\text{LC}}(t) \delta \mathbf{X}$. Here, we have introduced the time-periodic Jacobian matrix $\mathbf{J}_{\text{LC}}(t)$, which is the standard Jacobian matrix evaluated at the LC solution $\mathbf{J}_{\text{LC}}(t) = \mathbf{J}_0|_{\mathbf{X}_{\text{LC}}}$, see Supplemental Material for an expression of the Jacobian matrix \mathbf{J}_0 . We numerically obtain the solution of the linearised equation

$\delta_{\mathbf{X}}^{(1)}(t)$ for an initial state that samples the vacuum fluctuations of the a -, b -, and c -modes, e.g., $a \in (\xi_1 + i\xi_2)/2\sqrt{N_a}$, where ξ_i is a random number drawn from a standard Gaussian distribution. We gather the solution as a column vector $[\delta_{\mathbf{X}}^{(1)}(t)]$ with $N = 6$ rows corresponding to the dimension of the matrix \mathbf{J}_0 and the elements of which are the solutions $\delta^{(1)}$ evaluated at a specific time t . We obtain N linearly independent solutions for $\delta_{\mathbf{X}}$ using a set of N randomly picked initial states to construct the so-called fundamental matrix $\mathbf{\Delta}(t) = \begin{bmatrix} \delta_{\mathbf{X}}^{(1)}(t) \\ \vdots \\ \delta_{\mathbf{X}}^{(N)}(t) \end{bmatrix}$. Finally, we construct the monodromy matrix $\mathbf{M} = (\mathbf{\Delta}(t))^{-1} \mathbf{\Delta}(t+T)$, the eigenvalues of which are the Floquet multipliers μ_i with the property $\delta_{\mathbf{X}}(t+T) = \mu_j \delta_{\mathbf{X}}(t)$. Note that μ_j is, in general, a complex number as the monodromy matrix is typically non-Hermitian. For periodic solutions such as a LC, one Floquet multiplier μ_0 is marginal or trivial as it is always equal to unity, $\mu_0 = 1$ [37–39]. This is because $\delta_{\mathbf{X}} = \mathbf{X}_{\text{LC}}$ is also a periodic solution of the linearised EOM and it has the same period T as the LC. Excluding the marginal multiplier, a LC is stable if $|\mu_j| < 1 \forall j \neq 0$ [25]. On the other hand, if at least one of the Floquet multipliers has $|\mu_j| \geq 1$, then the LC is unstable.

Instability of a periodic solution is deduced if at least one nontrivial μ_j crosses the unit circle when the multipliers are plotted in a complex plane. For example, a period-doubling instability of a LC, as in Ref. [24], occurs when a purely real Floquet multiplier $\mu_j \rightarrow -1$ as the parameter for the transition is tuned [25, 29]. In fact, our simulations for a 1D atom-cavity system [33] predict a period-doubling instability of the LC, which suggests that an appropriate choice of transition frequencies in other setups [24, 40] could lead to realisation of other types of bifurcations. Here, for transition frequencies consistent with the appropriate excitation frequencies of the full atom-cavity setup, the behaviour of the Floquet multipliers for increasing light-matter coupling strength λ is consistent with a Neimark-Sacker or torus bifurcation [25, 29]. This is evident from Fig. 2(e), in which we show the Floquet multipliers for different values of λ . Indeed, as λ increases, a pair of μ_j eventually crosses the unit circle at an angle meaning $\text{Im}(\mu_j) > 0$, consistent with a torus bifurcation [25, 29]. Hence, the LC-LT transition in the atom-cavity system in fact is a torus bifurcation.

Attractor reconstruction.— The attractor of a stable LC forms a closed loop in coordinate space while a LT forms a torus. According to our minimal model, a three-dimensional coordinate space spanned by $|a\rangle$, $|b\rangle$, and $|c\rangle$ is sufficient to illustrate the LC and LT attractors in the atom-cavity system, as demonstrated in Fig. 2(f). This is especially insightful for the experimental reconstruction of the attractors in the atom-cavity setup, wherein the large number of atomic modes relevant in the dynamics makes it difficult to identify the minimum dimension of the coordinate space to show the attractor. Moreover, another limiting factor is that the destructive measurement of the dynamics of the atomic modes leads to a coarse scan of their time evolution. Nevertheless, attractors

can be reconstructed using time delayed or lagged coordinates [29, 40, 41], which we can exploit together with the *in situ* monitoring of the cavity photon dynamics. Following Takens’ theorem, we delayed the single-shot intracavity photon occupation dynamics $|a|^2$ by $\tau = 0.02$ ms and 2τ , as depicted in Figs. 3(a) and 3(b), and create a three-dimensional lagged coordinates for reconstructing the LC and LT attractors. The experimentally reconstructed attractors are shown in Fig. 3(c), wherein the trajectory for a LT is found to occupy a larger volume in the lagged-coordinate system than the LC. We attribute the apparent spiralling of the trajectory towards the centre of the LT attractor in Fig. 3(c) to atom losses, even though, in an idealized scenario the attractor should just remain a torus in the coordinate space, as highlighted by the theoretical results in Fig. 2(f).

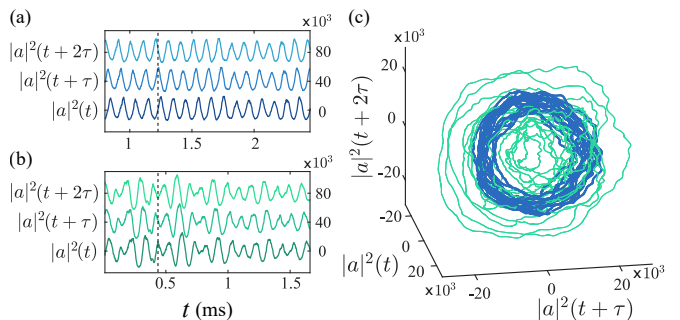


FIG. 3. Singlet trajectory measurement of the dynamics of the cavity photon occupation $|a|^2$ for (a) a LC and (b) a LT. The parameters for (a) and (b) are the same as those marked as ‘X’ and ‘O’ in Fig. 1(b). Each trajectory corresponds to the same data, albeit delayed by τ and 2τ , and shifted vertically by 40×10^3 and 80×10^3 from the original signal which is set to oscillate around zero, respectively. The time delay is $\tau = 0.2$ ms. Vertical lines in (a) and (b) are guide to the eye to emphasize the time delay. (c) Experimental reconstruction of the LC and LT attractors using Takens’ embedding theorem using the time-delayed signals in (a) and (b).

Conclusion.— In conclusion, we have experimentally demonstrated a transition between two distinct time crystalline phases in a quantum gas setup. When approximated at the mean-field level, this transition exemplifies a Neimark-Sacker, or torus bifurcation, first predicted in nonlinear systems but now observed in a quantum many-body system. The torus bifurcation is observed when the CTC, initially defined by a single oscillation frequency, becomes unstable and begins to exhibit quasiperiodic oscillations characterised by two dominant frequencies. Theoretical analyses based on a minimal model and Floquet theory confirm that the quasiperiodic dynamical state is a LT and that the LC-LT transition can be understood as a torus bifurcation in the context of nonlinear dynamical systems. Our work opens the possibility to utilize the atom-cavity platform considered here or other similar driven-dissipative quantum systems operating in the few-body or mesoscopic regime as a natural testbed for exploring the quantum nature of bifurcations, limit cycles, and synchronization [42–44]. On the conceptual level, regarding phase

transitions in and out of time crystalline states, we have provided support for the view that the criticality of time crystalline states is captured by bifurcation theory at the mean-field level.

We thank J. Klinder and C. Georges for their support during the early stage of the project. This work was funded by the QuantERA II Programme that has received funding from the European Union’s Horizon 2020 research and innovation programme under Grant Agreement No. 101017733, the Deutsche Forschungsgemeinschaft (DFG, German Research Foundation) “SFB-925” project 170620586, and the Cluster of Excellence “Advanced Imaging of Matter” (EXC 2056), Project No. 390715994. The project is co-financed by ERDF of the European Union and by ‘Fonds of the Hamburg Ministry of Science, Research, Equalities and Districts (BWFGB)’. J.G.C. and R.J.L.T. acknowledge support from the DOST-ASTI’s COARE high-performance computing facility. H.K. acknowledges funding by the state of North Rhine-Westphalia through the EIN Quantum NRW program. J.S. acknowledges support from the German Academic Scholarship Foundation.

* These authors have contributed equally to this work.

† hemmerich@physnet.uni-hamburg.de

‡ hkessler@physnet.uni-hamburg.de

- [1] S. Strogatz, *Nonlinear Dynamics and Chaos: With Applications to Physics, Biology, Chemistry and Engineering* (Westview, Cambridge, 2000).
- [2] P. Kirton and J. Keeling, Superradiant and lasing states in driven-dissipative Dicke models, *New Journal of Physics* **20**, 015009 (2018).
- [3] C. Lledó, T. K. Mavrogordatos, and M. H. Szymańska, Driven Bose-Hubbard dimer under nonlocal dissipation: A bistable time crystal, *Phys. Rev. B* **100**, 054303 (2019).
- [4] J. Larson and T. Mavrogordatos, *The Jaynes–Cummings Model and Its Descendants* (IOP Publishing Ltd, 2021).
- [5] P. Kirton, M. M. Roses, J. Keeling, and E. G. Dalla Torre, Introduction to the Dicke model: from equilibrium to nonequilibrium, and vice versa, *Advanced Quantum Technologies* **2**, 1970013 (2019).
- [6] K. C. Stitely, A. Giraldo, B. Krauskopf, and S. Parkins, Nonlinear semiclassical dynamics of the unbalanced, open Dicke model, *Phys. Rev. Res.* **2**, 033131 (2020).
- [7] K. Seibold, R. Rota, and V. Savona, Dissipative time crystal in an asymmetric nonlinear photonic dimer, *Phys. Rev. A* **101**, 033839 (2020).
- [8] K. Seibold, R. Rota, F. Minganti, and V. Savona, Quantum dynamics of dissipative Kerr solitons, *Phys. Rev. A* **105**, 053530 (2022).
- [9] B. Buča, C. Booker, and D. Jaksch, Algebraic theory of quantum synchronization and limit cycles under dissipation, *SciPost Phys.* **12**, 097 (2022).
- [10] A. Kosior, H. Ritsch, and F. Mivehvar, Nonequilibrium phases of ultracold bosons with cavity-induced dynamic gauge fields, *SciPost Phys.* **15**, 046 (2023).
- [11] J. Skulte, P. Kongkhambut, H. Keßler, A. Hemmerich, L. Mathey, and J. G. Cosme, Realizing limit cycles in dissipative bosonic systems, *Phys. Rev. A* **109**, 063317 (2024).
- [12] H. Alaeian, M. Soriente, K. Najafi, and S. F. Yelin, Noise-resilient phase transitions and limit-cycles in coupled Kerr oscillators, *New Journal of Physics* **26**, 023021 (2024).
- [13] H. Ritsch, P. Domokos, F. Brennecke, and T. Esslinger, Cold atoms in cavity-generated dynamical optical potentials, *Rev. Mod. Phys.* **85**, 553 (2013).
- [14] F. Mivehvar, F. Piazza, T. Donne, and H. Ritsch, Cavity qed with quantum gases: new paradigms in many-body physics, *Advances in Physics* **70**, 1 (2021).
- [15] K. Baumann, C. Guerlin, F. Brennecke, and T. Esslinger, Dicke quantum phase transition with a superfluid gas in an optical cavity, *Nature* **464**, 1301 (2010).
- [16] J. Klinder, H. Keßler, M. Wolke, L. Mathey, and A. Hemmerich, Dynamical phase transition in the open Dicke model, *Proceedings of the National Academy of Sciences* **112**, 3290 (2015).
- [17] X. Zhang, Y. Chen, Z. Wu, J. Wang, J. Fan, S. Deng, and H. Wu, Observation of a superradiant quantum phase transition in an intracavity degenerate fermi gas, *Science* **373** (2021).
- [18] V. Helson, T. Zwettler, F. Mivehvar, E. Colella, K. Roux, H. Konishi, H. Ritsch, and J. P. Brantut, Density-wave ordering in a unitary fermi gas with photon-mediated interactions, *Nature* **618**, 716 (2023).
- [19] P. Kongkhambut, J. Skulte, L. Mathey, J. G. Cosme, A. Hemmerich, and H. Keßler, Observation of a continuous time crystal, *Science* **377**, 670 (2022).
- [20] F. Piazza and H. Ritsch, Self-Ordered Limit Cycles, Chaos, and Phase Slippage with a Superfluid inside an Optical Resonator, *Phys. Rev. Lett.* **115**, 163601 (2015).
- [21] H. Keßler, J. G. Cosme, M. Hemmerling, L. Mathey, and A. Hemmerich, Emergent limit cycles and time crystal dynamics in an atom-cavity system, *Phys. Rev. A* **99**, 053605 (2019).
- [22] H. Keßler, J. G. Cosme, C. Georges, L. Mathey, and A. Hemmerich, From a continuous to a discrete time crystal in a dissipative atom-cavity system, *New Journal of Physics* **22**, 085002 (2020).
- [23] P. Gao, Z.-W. Zhou, G.-C. Guo, and X.-W. Luo, Self-organized limit cycles in red-detuned atom-cavity systems, *Phys. Rev. A* **107**, 023311 (2023).
- [24] B. Liu, L.-H. Zhang, Z.-K. Liu, J. Zhang, Z.-Y. Zhang, S.-Y. Shao, Q. Li, H.-C. Chen, Y. Ma, T.-Y. Han, Q.-F. Wang, D.-S. Ding, and B.-S. Shi, *Bifurcation of time crystals in driven and dissipative Rydberg atomic gas* (2024), arXiv:2402.13644.
- [25] Y. Kuznetsov, *Elements of Applied Bifurcation Theory* (Springer-Verlag, New York, 2004).
- [26] R. J. Sacker, Introduction to the 2009 re-publication of the ‘Neimark-Sacker bifurcation theorem’, *J. Differ. Equ. Appl.* **15**, 753 (2009).
- [27] M. Sinha, K. G., and S. J., Experimental study of a Neimark–Sacker bifurcation in axially forced Taylor–Couette flow, *J. Fluid Mech.* **558**, 1 (2006).
- [28] Z. G. Nicolaou and A. E. Motter, Anharmonic classical time crystals: A coresonance pattern formation mechanism, *Phys. Rev. Res.* **3**, 023106 (2021).
- [29] F. Grzizwotz, C.-W. Chang, V. Dakos, E. H. van Nes, M. Schwarzländer, O. Kamps, M. Heßler, I. T. Tokuda, A. Telschow, and C.-h. Hsieh, Anticipating the occurrence and type of critical transitions, *Science Advances* **9**, eabq4558 (2023).
- [30] I. I. Yusipov and M. V. Ivanchenko, Quantum Neimark-Sacker bifurcation, *Scientific Reports* **9**, 17932 (2019).
- [31] H. Keßler, J. Klinder, M. Wolke, and A. Hemmerich, Optomechanical atom-cavity interaction in the sub-recoil regime, *New Journal of Physics* **16**, 053008 (2014).

- [32] J. Klinder, H. Keßler, C. Georges, J. Vargas, and A. Hemmerich, Bose-Einstein condensates in an optical cavity with sub-recoil bandwidth, *Applied Physics B* **122**, 299 (2016).
- [33] See Supplemental Material for further information about the experiment, discussions on the period-doubling bifurcation seen in the theoretical phase diagram for the 1D atom-cavity system and the corresponding minimal model, and comparison between the minimal three-mode and two-mode models.
- [34] J. G. Cosme, J. Skulte, and L. Mathey, Time crystals in a shaken atom-cavity system, *Phys. Rev. A* **100**, 053615 (2019).
- [35] P. Kongkhambut, J. G. Cosme, J. Skulte, M. A. Moreno Armijos, L. Mathey, A. Hemmerich, and H. Keßler, Observation of a phase transition from a continuous to a discrete time crystal, *Rep. Prog. Phys.* **87**, 080502 (2024).
- [36] R. D. Jara, D. F. Salinel, and J. G. Cosme, Theory of parametric resonance for discrete time crystals in fully connected spin-cavity systems, *Phys. Rev. A* **109**, 042212 (2024).
- [37] A. Patra, B. L. Altshuler, and E. A. Yuzbashyan, Chaotic synchronization between atomic clocks, *Phys. Rev. A* **100**, 023418 (2019).
- [38] A. Patra, B. L. Altshuler, and E. A. Yuzbashyan, Driven-dissipative dynamics of atomic ensembles in a resonant cavity: Nonequilibrium phase diagram and periodically modulated superradiance, *Phys. Rev. A* **99**, 033802 (2019).
- [39] M. Fruchart, R. Hanai, P. B. Littlewood, and V. Vitelli, Non-reciprocal phase transitions, *Nature* **592**, 363 (2021).
- [40] A. Greilich, N. E. Kopteva, A. N. Kamenskii, P. S. Sokolov, V. L. Korenev, and M. Bayer, Robust continuous time crystal in an electron-nuclear spin system, *Nature Physics* **20**, 631 (2024).
- [41] F. Takens, Detecting strange attractors in fluid turbulence, in *Dynamical Systems and Turbulence*, edited by D. Rand and L. S. Young (Springer-Verlag, Berlin, 1981) pp. 366–381.
- [42] L. Ben Arosh, M. C. Cross, and R. Lifshitz, Quantum limit cycles and the Rayleigh and van der Pol oscillators, *Phys. Rev. Res.* **3**, 013130 (2021).
- [43] C. W. Wächtler and G. Platero, Topological synchronization of quantum van der Pol oscillators, *Phys. Rev. Res.* **5**, 023021 (2023).
- [44] S. Dutta, S. Zhang, and M. Haque, *On the quantum origin of limit cycles, fixed points, and critical slowing down* (2024), arXiv:2405.08866.

Supplemental Material for Torus bifurcation of a dissipative time crystal

Jayson G. Cosme,^{1,*} Phatthamon Kongkhambut,^{2,*} Anton Bölian,² Richelle Jade L. Tuquero,¹ Jim Skulte,^{2,3} Ludwig Mathey,^{2,3} Andreas Hemmerich,^{2,3,†} and Hans Keßler^{2,4,‡}

¹*National Institute of Physics, University of the Philippines, Diliman, Quezon City 1101, Philippines*

²*Center for Optical Quantum Technologies and Institute for Quantum Physics, Universität Hamburg, 22761 Hamburg, Germany*

³*The Hamburg Center for Ultrafast Imaging, Luruper Chaussee 149, 22761 Hamburg, Germany*

⁴*Physikalisches Institut, Rheinische Friedrich-Wilhelms-Universität, 53115 Bonn, Germany*

(Dated: November 4, 2024)

EXPERIMENTAL DETAILS

The experimental setup, as sketched in Fig. 1(a) in the main text, is comprised of a magnetically trapped Bose-Einstein condensate of $N_a = 4 \times 10^4$ ^{87}Rb atoms, dispersively coupled to a narrowband high-finesse optical cavity. The trap creates a harmonic potential with trap frequencies $\omega = 2\pi \times (83.0, 72.2, 23.7)$ Hz. The corresponding Thomas-Fermi radii of the ensemble are $(r_x, r_y, r_z) = (4.4, 5.1, 15.5)$ μm . These radii are significantly smaller than the size of the Gaussian-shaped pump beam, which has a waist of $w_{\text{pump}} \approx 125$ μm . The pump beam is oriented transversally with respect to the cavity axis and retro-reflected to form a standing wave potential. The cavity field has a decay rate of $\kappa \approx 2\pi \times 3.2$ kHz, which is comparable to the recoil frequency $\omega_{\text{rec}} = E_{\text{rec}}/\hbar = 2\pi \times 3.7$ kHz for a pump wavelength of $\lambda_p = 791.54$ nm. The pump laser is blue detuned with respect to the relevant atomic transition of ^{87}Rb at 794.98 nm. The maximum light shift per atom is $U_0 = 2\pi \times 0.7$ Hz.

CONSTRUCTION OF PHASE DIAGRAM

To construct the phase diagram shown in Fig. 1(b) in the main text, we fixed the effective pump detuning δ_{eff} , while linearly ramping the pump intensity to the final desired value ϵ_f by a fixed ramp speed of $3.5E_{\text{rec}}/20\text{ms}$. The final pump intensity ϵ_f is held constant for 10 ms. We obtain the response of the system from the corresponding intracavity photon number $|a|^2$ by detecting the light leaking out of one of the cavity mirror using a balanced heterodyne detector (see next section for details). Then, we obtain the normalized Fourier spectra of the intracavity photon number $|a|^2$ during the 10 ms long hold time and obtain $\xi_{1,2}$, which was called crystalline fraction in the references [1, 2]. $\xi_{1,2}$ is defined via the amplitude of the Gaussian fit of a Fourier spectra peak within the range of [5, 8] kHz for ξ_1 and [8, 12] kHz for ξ_2 .

To distinguish the system between the normal phase (NP), superradiant phase (SR), chaotic response (CH), limit cycle (LC), and limit torus (LT), we take the following four parameters into account, the mean intracavity photon number $\overline{|a|^2}$ and the standard deviation of the fluctuating photon number re-scaled by the mean intracavity photon number $\sigma_{|a|^2} = \sigma_{|a|^2}/\overline{|a|^2}$, and the crystalline fraction $\xi_{1,2}$. Trajectories which have less than 2×10^3 intracavity photons on average are classified to be in the normal phase (NP). Trajectories which have more than 2×10^3 intracavity photons but with ξ_1 and ξ_2 below $1/e$ of the maximally detected values $\xi_{1,\text{max}}$ and $\xi_{2,\text{max}}$, are classified as superradiant phase (SR). The rest of the trajectories which have high photon number fluctuations $\sigma_{|a|^2}$ are classified as chaotic response (CH). LCs are classified as the trajectories that have more than 2×10^3 intracavity photons, low photon number fluctuations $\sigma_{|a|^2}$, and crystalline fractions ξ_2 exceeding $1/e$ of the maximally detected values $\xi_{2,\text{max}}$. Lastly, LTs are those trajectories satisfying the criteria of LCs but in addition, their crystalline fraction ξ_1 exceeds $1/e$ of the maximally detected value $\xi_{1,\text{max}}$.

CAVITY FIELD DETECTION

Our experimental system is equipped with two detection setups for the light leaking out of the cavity. On one side of the cavity, we use a single photon counting module (SPCM), which provides access to the intensity of the intracavity field and the associated photon statistics. On the other side of the cavity, a balanced heterodyne detection setup is installed, which uses the pump beam as a local reference. The beating signal of the local oscillator with the light leaking out of the cavity allows for the observation of the time evolution of the intracavity photon number $|a|^2$ and the phase difference between the pump and the cavity field.

LINEARISED DYNAMICAL EQUATION

Linearising the equations of motion around the limit cycle (LC) mean-field solution $\mathbf{X}_{\text{LC}} = [a(t), a^*(t), b(t), b^*(t), c(t), c^*(t)]^\top$, we obtain the linearised set of equations

$$\partial_t \delta \mathbf{X} = \mathbf{J}_{\text{LC}}(t) \delta \mathbf{X} \quad (1)$$

where $\mathbf{J}_{\text{LC}}(t) = \mathbf{J}_0|_{\mathbf{X}_{\text{LC}}}$. Here, the Jacobian matrix is

$$\mathbf{J}_0 = \frac{\partial \mathbf{F}(\mathbf{X})}{\partial \mathbf{X}} = \begin{pmatrix} -i[\omega_p + \chi(c + c^*)] - \kappa & 0 & -i\lambda & -i\lambda & -i\chi a & -i\chi a^* \\ 0 & i[\omega_p + \chi(c + c^*)] - \kappa & i\lambda & i\lambda & i\chi a^* & i\chi a \\ -i\lambda & -i\lambda & -i\omega_{10} & 0 & 0 & 0 \\ i\lambda & i\lambda & 0 & i\omega_{10} & 0 & 0 \\ -i\chi a^* & -i\chi a & 0 & 0 & -i\omega_{20} & 0 \\ i\chi a^* & i\chi a & 0 & 0 & 0 & i\omega_{20} \end{pmatrix}. \quad (2)$$

To obtain the time-dependent Jacobian $\mathbf{J}_{\text{LC}}(t)$, we substitute the mean-field LC solution for the dynamical variables $a(t)$, $b(t)$, and $c(t)$ into Eq. (2).

PHASE DIAGRAM FOR THE 2D ATOM-CAVITY MODEL

A detailed discussion of the 2D atom-cavity model and the calculation of its mean-field dynamics can be found in Refs. [3, 4] (Refs. [18, 19] in the main text). For our 2D simulations, we apply a linear ramp of the pump intensity ϵ for 5 ms and keep it constant at the desired value of ϵ for 25 ms.

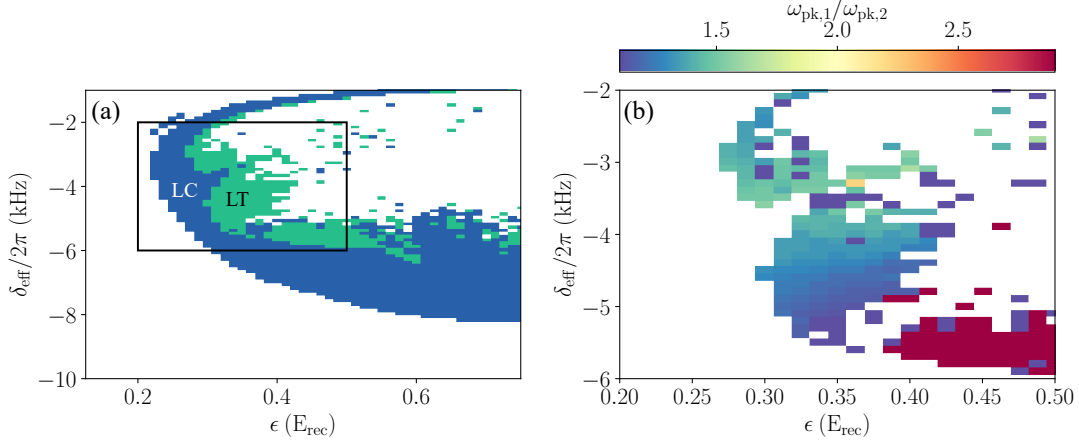


FIG. 1. (a) Theoretical phase diagram showing the LC and LT for a mean-field description of the 2D atom-cavity model. (b) Zoom-in of the area enclosed by the rectangle in (a) showing the ratio between the primary and secondary peak frequencies.

To identify only the LC and limit torus (LT) solutions, we apply the following criteria. A solution is classified to be in the normal phase if the long-time averaged value of the intracavity photon number $|a|^2$ is below a threshold value, $|a|^2 < 10^{-3}$. The superradiant phase (SR) and chaotic dynamics (CH) both possess a nontrivial Fourier spectrum of the photon dynamics $|a|^2(\omega) = \mathcal{F}(|a|^2(t))$. To classify them, we use the relative crystalline fraction Ξ defined as the value of the normalised spectrum $|\tilde{a}|^2(\omega) = |a|^2(\omega) / \sum_{\omega} |a|^2(\omega)$ at the dominant or primary peak frequency $\omega_{\text{pk},1}$, i.e., $\Xi = |\tilde{a}|^2(\omega_{\text{pk},1}) = \max(|\tilde{a}|^2)$. Removing the $\omega = 0$ component, we identify a response as SR or CH if the maximum value of the relative crystalline fraction Ξ is below a threshold value, $\Xi < 10^{-4}$. For the range of values for δ_{eff} and ϵ in Fig. 1(a), a SR may exhibit transient oscillations, which decay for longer times, with oscillation frequencies between 100 and 800 Hz. To avoid misidentifying SR with transient oscillations as LC or LT, we also apply a lower bound for the dominant peak frequency $\omega_{\text{pk},1}/2\pi \geq 1$ kHz for the LC and LT. A response is classified as a LC if $\Xi > 0.25$ and if the value of the normalised spectrum at the second or subdominant peak $\omega_{\text{pk},2}$ is below a threshold value, $|\tilde{a}|^2(\omega_{\text{pk},2}) < 0.01$. On the other hand, for a LT, we check if the subdominant peak has $|\tilde{a}|^2(\omega_{\text{pk},2}) \geq 0.01$.

Applying the above criteria for LC and LT, we show in Fig. 1(a) the phase diagram highlighting the LC and LT in the 2D atom-cavity model for the same set of parameters in the experiment. In Fig. 1(b), we present the ratio between the primary and secondary peak frequencies $\omega_{pk,1}/\omega_{pk,2}$ for solutions identified as LT. We find that the characteristic of a quasiperiodic response, this ratio smoothly varies as $\omega_{pk,2}$ and $\omega_{pk,1}$ are incommensurate, in general, for a LT.

PERIOD-DOUBLING BIFURCATION

We also observe in our theoretical models a period-doubling bifurcation of the LC. This behaviour is found in the one-dimensional (1D) limit of the atom-cavity model, wherein only the dynamics along the cavity axis is considered. In Fig. 2(a), we show the ratio $\omega_{pk,1}/\omega_{pk,2}$ for different combinations of δ_{eff} and ϵ . We find a large area in the parameter space, in which the ratio of the primary and secondary peak frequencies is $\omega_{pk,1}/\omega_{pk,2} = 2.0$, indicative of a period-doubling of the original LC. Moreover, $\omega_{pk,1}/\omega_{pk,2}$ does not smoothly vary with the parameters δ_{eff} and ϵ , unlike in the case of a Neimark-Sacker bifurcation in Fig. 1(b). This points to a fundamentally different type of critical transition for the 1D case compared to the 2D or, in the case of the experiment, full three-dimensional system.

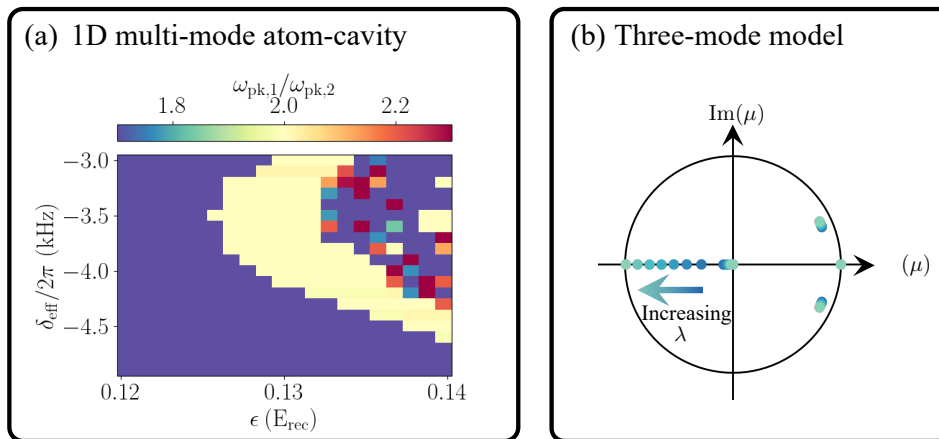


FIG. 2. Period doubling as seen from (a) the 1D atom-cavity model and (b) the minimal model of coupled bosonic modes. (a) The ratio between the primary and secondary peak frequencies $\omega_{pk,1}/\omega_{pk,2}$ in the 1D atom-cavity model. (b) Floquet multiplier for increasing light-matter coupling λ . Similar to the main text, we fix $\omega_p = \kappa$ in the minimal model.

The 1D atom-cavity limit is modelled within the minimal bosonic system by simply adjusting the transition frequency between the ground and first excited states of the atom from $\omega_{10} = 2\omega_{\text{rec}}$ for the 2D case to $\omega_{10} = \omega_{\text{rec}}$ for the 1D case, as only the momentum excitations along the cavity axis is included. Utilising Floquet stability analysis on the minimal model, we show in Fig. 2(b) the behaviour of the Floquet multipliers and we observe that one of them crosses the unit circle as the LC loses its stability via a period-doubling bifurcation. The period-doubling bifurcation in this case is marked by a single real Floquet multiplier crossing the unit circle to -1 for increasing light-matter coupling strength as discussed in the main text.

IMPORTANCE OF THE THIRD-LEVEL FOR THE NEIMARK-SACKER BIFURCATION

As discussed in Ref. [5], the third atomic level associated with the $|0, \pm 2\hbar k\rangle$ momentum modes can be adiabatically eliminated in the limit $\omega_{20} \gg \omega_{10}, \omega_p, \kappa$. This further simplifies the model to an effective nonlinear Dicke model, in which the photons experience a Kerr-like interaction [5]. Employing the Holstein-Primakoff transformation in the thermodynamic limit of this model, the equations of motion are [5]

$$\begin{aligned} \frac{da}{dt} &= -i \left[\omega_p - i\kappa - 2 \frac{\chi^2}{\omega_{20}} |a|^2 \right] a - i\lambda (b + b^*), \\ \frac{db}{dt} &= -i\omega_{10}b - i\lambda (a + a^*). \end{aligned} \quad (3)$$

The simplified two-mode model with a Kerr nonlinearity for the photons given by Eq. (3) correctly predicts a Hopf bifurcation for sufficiently large light-matter coupling, which amounts to an instability of the superradiant phase to form a limit cycle [5].

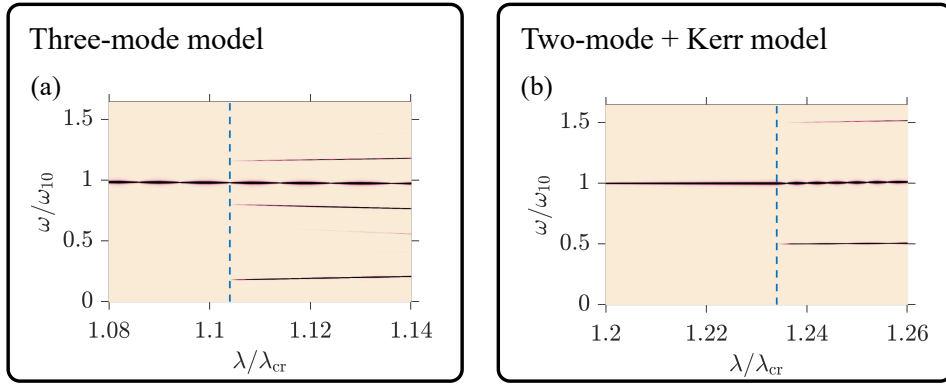


FIG. 3. Fourier spectra for (a) the three-mode model and (b) the two-mode model with a Kerr-like nonlinearity for the photons. The parameters are the same in both cases.

However, as shown in Fig. 3, it misses on the prediction of a Neimark-Sacker bifurcation observed in the atom-cavity system. In Fig. 3(a), the same Fourier spectrum shown in the main text is presented but now with the rescaled frequency axis to emphasize the appearance of incommensurate side peaks, which is a signature of a Neimark-Sacker bifurcation. In contrast, the spectra obtained from the two-mode model with a Kerr nonlinearity in Fig. 3(b) displays a period-doubling bifurcation. Therefore, the presence of a third level in the atomic sector is crucial for the occurrence of a Neimark-Sacker bifurcation.

EVIDENCE FOR SPONTANEOUS SYMMETRY BREAKING

In the LT phase we observe that the intracavity photon number $|\alpha|^2$ oscillates with two main frequency components, which is shown in Figs. 1(d) and (e) in the main text. To study these oscillations in the context of a quantum many-body system, which have time crystalline properties, we demonstrate strong evidence for spontaneous symmetry breaking with the measurements shown in Fig. 4. We prepare our experimental system in the LT phase, using an effective detuning $\delta_{\text{eff}} = -2\pi \times 2.6$ kHz and a final pump strength $\epsilon_f = 1.15E_{\text{rec}}$, calculate the Fourier spectrum of the dynamics of $|\alpha|^2$, and plot the real and imaginary parts for the main frequency components as a polar plot. By repeating this experiment multiple times, we observe that the time phase, represented in the plot by the angle, takes random values between 0 and 2π , as one would expect for spontaneous breaking of a continuous time translation symmetry for both main frequency components in the spectrum $\omega = 2\pi \times 7.26$ kHz Fig.4(a) and $\omega = 2\pi \times 10.02$ kHz Fig.4(b), respectively.

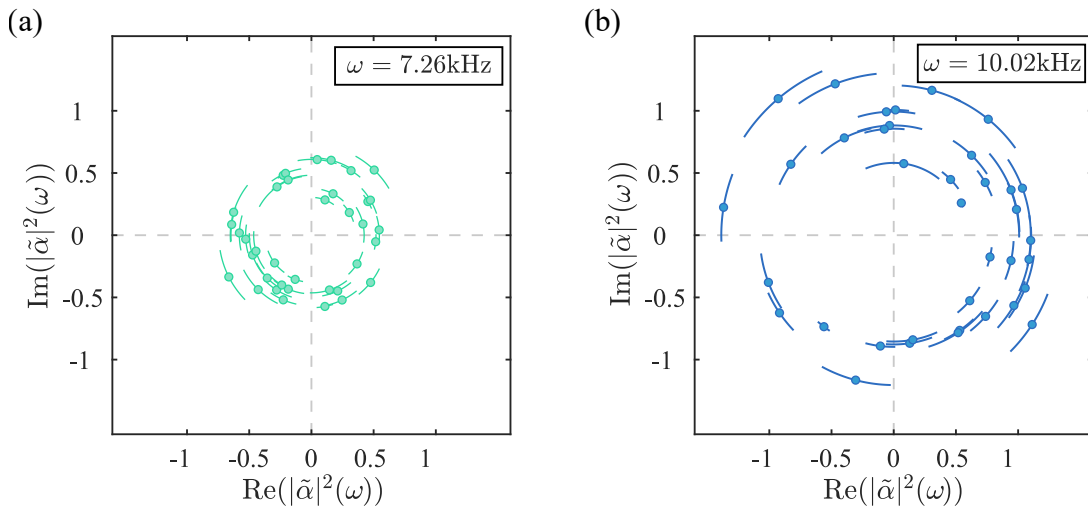


FIG. 4. Time phase distribution for the two main frequency components in the LT phase $\omega = 2\pi \times 7.26$ kHz (a) and $\omega = 2\pi \times 10.02$ kHz (b). For both frequencies the time phase difference between two realizations takes random values between 0 and 2π as one would expect for spontaneous breaking of a continuous time translation symmetry.

* These authors have contributed equally to this work.

† hemmerich@physnet.uni-hamburg.de

‡ hkessler@physnet.uni-hamburg.de

- [1] H. Keßler, P. Kongkhambut, C. Georges, L. Mathey, J. G. Cosme, and A. Hemmerich, Observation of a Dissipative Time Crystal, *Phys. Rev. Lett.* **127**, 043602 (2021).
- [2] P. Kongkhambut, J. Skulte, L. Mathey, J. G. Cosme, A. Hemmerich, and H. Keßler, Observation of a continuous time crystal, *Science* **377**, 670 (2022).
- [3] J. G. Cosme, J. Skulte, and L. Mathey, Time crystals in a shaken atom-cavity system, *Phys. Rev. A* **100**, 053615 (2019).
- [4] P. Kongkhambut, J. G. Cosme, J. Skulte, M. A. Moreno Armijos, L. Mathey, A. Hemmerich, and H. Keßler, Observation of a phase transition from a continuous to a discrete time crystal, *Rep. Prog. Phys.* **87**, 080502 (2024).
- [5] J. Skulte, P. Kongkhambut, H. Keßler, A. Hemmerich, L. Mathey, and J. G. Cosme, Realizing limit cycles in dissipative bosonic systems, *Phys. Rev. A* **109**, 063317 (2024).