

INFANT AGENT: A TOOL-INTEGRATED, LOGIC-DRIVEN AGENT WITH COST-EFFECTIVE API USAGE

Bin Lei¹ Yuchen Li² Yiming Zeng¹ Tao Ren³ Yi Luo¹ Tianyu Shi⁴ Zitian Gao⁵ Zeyu Hu¹ Weitai Kang⁶
Qiuwu Chen²

¹University of Connecticut ²AIGCode ³TikTok
⁴University of Toronto ⁵University of Sydney ⁶Illinois Institute of Technology

ABSTRACT

Despite the impressive capabilities of large language models (LLMs), they currently exhibit two primary limitations, **I**: They struggle to **autonomously solve the real world engineering problem**. **II**: They remain **challenged in reasoning through complex logic problems**. To address these challenges, we developed the INFANT AGENT, integrating task-aware functions, operators, a hierarchical management system, and a memory retrieval mechanism. Together, these components enable large language models to sustain extended reasoning processes and handle complex, multi-step tasks efficiently, all while significantly reducing API costs. Using the INFANT AGENT, GPT-4o’s accuracy on the SWE-bench-lite dataset rises from **0.33%** to **30%**, and in the AIME-2024 mathematics competition, it increases GPT-4o’s accuracy from **13.3%** to **37%**.

1 INTRODUCTION

LLMs have achieved remarkable advancements across various domains, primarily due to their powerful pattern recognition and contextual understanding capabilities (Naveed et al., 2023). Trained on extensive datasets, LLMs can generate coherent and high-quality outputs, tackle complex tasks, and demonstrate strong adaptability across a wide range of applications (Yang et al., 2024b). However, despite their impressive capabilities, LLMs still face two significant limitations (Hadi et al., 2024):

1. *LLMs themselves struggle with interaction with the physical world, which limits their capability to autonomously address certain engineering problems.*
2. *LLMs often struggle with multi-step logical reasoning, which limits their ability to solve complex logic problems and hinders their capacity for innovation.*

To mitigate these limitations and further unlock the potential of LLMs, we developed the INFANT AGENT. It is a fully autonomous, multi-agent workflow that integrates step-by-step reasoning, tool invocation, environment interaction, feedback adjustments, and evaluation summaries. Each step in this process is autonomously determined by the Agent itself. The entire workflow begins with the user’s input and then enters an infinite loop, where the Agent autonomously determines every step. The process continues until the Agent concludes that the task is complete or the system reaches its budget restrictions .

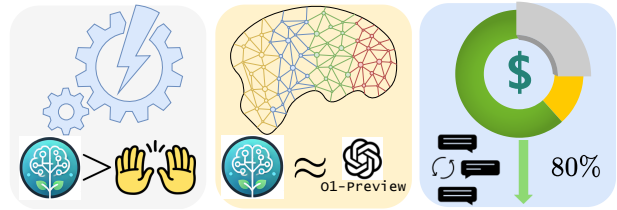


Figure 1. Overall performance summary. ⚡: Real world engineering problem. 🧠: INFANT AGENT. 🙌: OpenHands CodeActAgent. 🧠: Logic Reasoning problem. 💰: API token cost. 🗑️: API token.

In Figure 1, we summarize the overall performance of the INFANT AGENT. By invoking tools and performing file edits to solve real-world engineering problems using GPT-4o (OpenAI, 2024a), INFANT AGENT surpasses OpenHands (Wang et al., 2024b) CodeActAgent (Wang et al., 2024a) v1.8 on SWE-Bench-Lite (Jimenez et al., 2023) by 8 percentage points (30% vs 22%). For complex logical reasoning problems, with GPT-4o + Qwen2.5-72B-Instruct (Team, 2024d), INFANT AGENT achieves the same Pass@1 accuracy as o1-preview (OpenAI, 2024b) on the AIME2024 (AIME, 2024) dataset (37% vs 37%). Additionally, INFANT AGENT segments memory modules for different tasks and extracts memory in various situations, resulting in a nearly 80% reduction in API token cost.

In summary, our main contributions are as follows:

1. *We developed INFANT AGENT, which not only can in-*

voke tools to solve real-world engineering problems but also engages in logical reasoning and self-reflection.

2. **We proposed a hierarchical agent collaboration system**, which mitigates issues of ineffective outputs caused by an excessive number of built-in commands or overly long few-shot examples.
3. **We implemented a memory retrieval mechanism**, which reduces API token costs by nearly 80% compared to using the full memory for inference each time.

2 RELATED WORK

The use of agents has become increasingly important as a means to automate and optimize complex tasks, particularly those that involve multi-step processes or require interaction with external resources (Qian et al., 2024; Abbasian et al., 2023). Agents offer the potential to enhance efficiency, reduce human intervention, and manage intricate workflows (Buhler & Vidal, 2005; Yan et al., 2001).

Agents for General Task: *AutoGPT* (Gravitas, 2024), *BabyAGI* (Nakajima, 2024), *AgentGPT* (Team, 2024a), and *AutoGen* (Microsoft, 2024) are designed to tackle a broad range of general tasks by breaking down user queries into actionable components. These agents typically perform operations such as decomposing user questions, browsing online resources, and providing feedback. Among these, *AutoGPT* distinguishes itself by autonomously linking to external sources, while *AgentGPT* requires user input for certain steps, ensuring user-guided interactions. *AutoGen*, on the other hand, supports collaboration among multiple agents, facilitating more efficient task execution through cooperative problem-solving.

Software Automation Agents: *MetaGPT* (Hong et al., 2023) and *Aider* (Team, 2024b) focus on automating the software development pipelines. Both follow a structured cycle of writing, running, debugging, and refining code. *MetaGPT* is designed specifically for end-to-end automated software development, offering an integrated solution for code generation and testing. In contrast, *Aider* assists developers by auto-completing code, identifying bugs, and providing optimizations within the user’s daily workflow, making it suitable for enhancing productivity in practical development scenarios. *Devin* (AI, 2024), *OpenHands*, and *SWE-Agent* (Yang et al., 2024a) are specialized in managing complex code file operations, demonstrating the capability to solve real-world code issues, such as those encountered on GitHub. These agents are tailored to handle intricate file manipulation tasks and interact with large codebases, showcasing their utility in software maintenance.

By leveraging specialized agents, these approaches seek not only to automate routine and complex workflows but

also to enhance the efficiency and scalability of task execution. They empower users to handle sophisticated problem-solving requirements across various domains, from software development to scientific research. The Agents’ abilities to manage, prioritize, and execute multiple tasks simultaneously allows for streamlined operations, leading to optimized performance and enabling users to achieve higher productivity and accuracy in diverse environments.

3 INFANT AGENT

3.1 Overall Architecture

In Figure 2, we illustrate the overall architecture of INFANT AGENT. All its operations can be contained within an infinite loop. In each loop, as long as it determines that the user’s request has not yet been fulfilled, it will sequentially perform the following actions: reasoning and analysis, task scheduling, task execution, results evaluation, and summarization. Except for the task execution step, which is handled by the *hand*-level Agent, all other operations are managed by the *brain*-level Agent. In the next loop iteration, the actions executed by the *brain*-level Agent are summarized in the form of dialogue history and used as input for the next iteration. The entire process is fully automated by the INFANT AGENT, and once it determines that the user’s request is complete, the infinite loop will break. The specific functionalities of each operation are introduced as follows:

Input: We parse the user’s input and extract a *mandatory requirement* based on the user’s request. In subsequent operations, we continually remind the Agent that its response must satisfy this *mandatory requirement*. This acts as a constraint for the Agent, thereby encouraging it to respond aligned with the user’s expectations. The *mandatory requirements* vary depending on the scenario. For example, in coding tasks, the *mandatory requirement* might be unit tests, while in writing tasks, it could be writing preferences.

Reasoning: By default, we employ the conventional chain-of-thought (Wei et al., 2022) approach for reasoning. Each time, the Agent is required to only return one step of analysis. Additionally, similar to previous works, for complex problems, the reasoning process may trigger multi-round voting or reflection.

Task: If the Agent determines that a task needs to be executed, the *brain*-level Agent will assign it to the *hand*-level Agent. The output of this step includes specific task objective, detailed steps, and expected outcome. For example, in a coding task, if the *brain*-level Agent wants to debug in the file `test.py`, the task description would be:

Please open the file `test.py`, add a print statement at line ..., and then run `python test.py` to provide

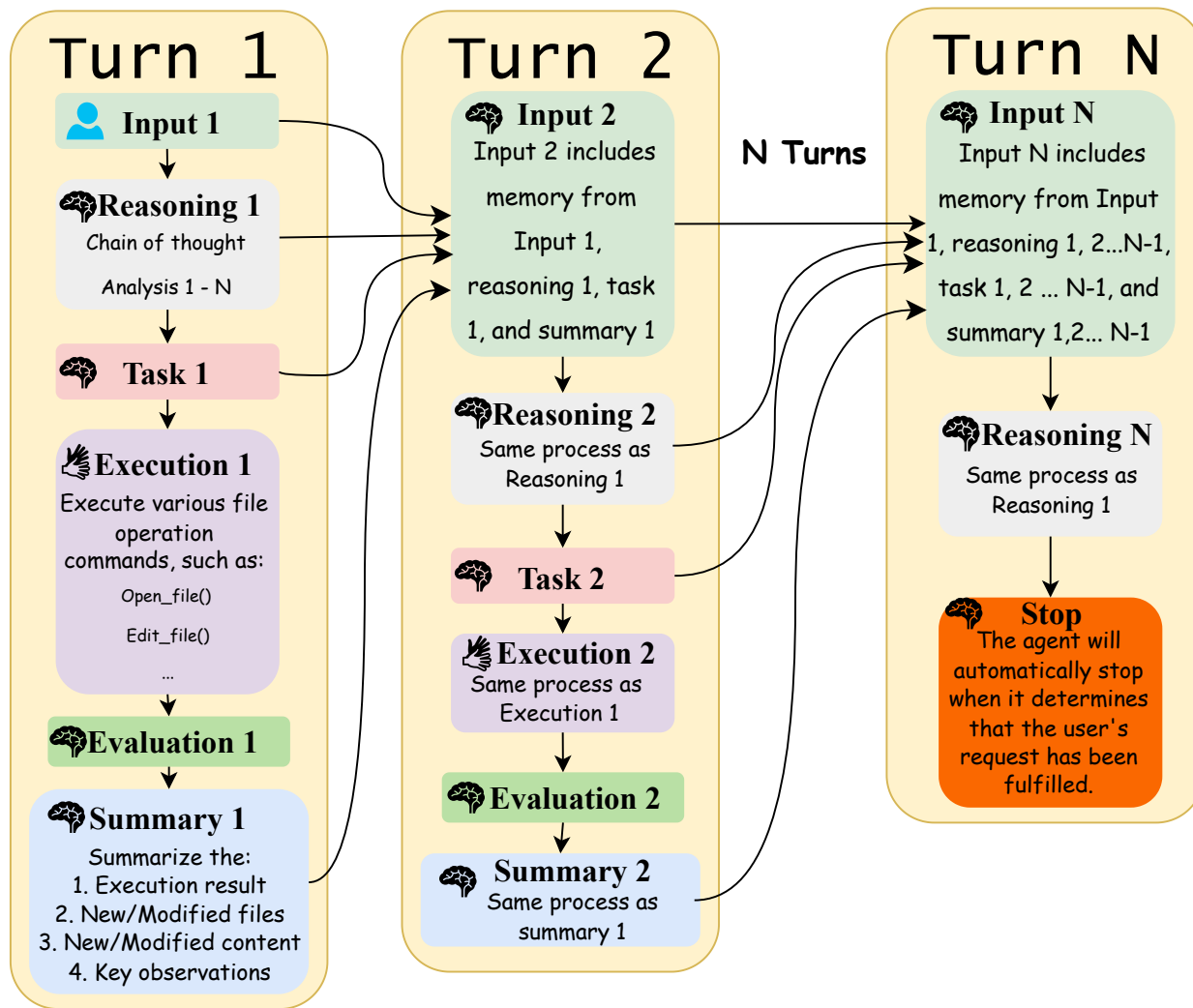


Figure 2. The overall architecture of INFANT AGENT. 🧑: Request from the User. 🧠: Brain level agent. 🖐️: Hand level agent.

me with the output. I expect to see the value of the variable ... printed.

Execution: The execution of specific tasks is handled by the *hand*-level Agent. We follow the task execution methods used by OpenHands (Wang et al., 2024b) and SWE-Agent (Yang et al., 2024a). The *hand*-level Agent generates demand-matching file operation functions based on the task requirements, which are then invoked within a sandbox environment. These functions return the specific results obtained after execution.

Evaluation: After execution, the *brain*-level Agent evaluates the returned results by comparing them to the expected

output specified in the task requirements. This process allows the agent to assess the accuracy and completeness of the executed actions. If the brain-level agent determines the output meets the task requirements, the task is marked as completed. If not, the agent is asked to retry with a different solution considering the wrong results and try to correct the errors, thereby ensuring the task meets quality standards before proceeding to subsequent steps.

Summary: The summarization process is essentially a compression of the execution steps and results from the current turn. It mainly records the execution outcome, file modifications, and key conclusions. We standardize all file additions, deletions, reads, and modifications using `git patches`. This approach not only ensures accurate tracking of file changes but also reduces token usage and allows for modifi-

cation of these patches at any time using git commands.

Stop: Once the Agent determines that the user’s request has been resolved, it compares the final result with the *mandatory requirement* formalized from the input. If the result meets the *mandatory requirement*, the Agent will automatically execute the exit command. Otherwise, the infinite loop continues until the result satisfies the requirement or the budget is run out.

For clarity, we have provided an example of INFANT AGENT solving a problem in the Appendix A.

3.2 Hierarchical Agent Collaboration System

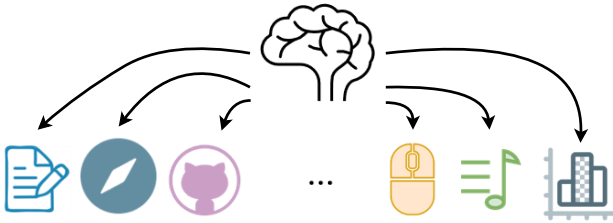


Figure 3. Hierarchical Agent Collaboration System. 🧠: Brain level agent. 📄: File editor. 🌐: Browser. 🐙: Code agent. 🖱️: Mouse/keyboard operation. 🎵: Music. 📊: Data analysis.

One challenge in building an agent that can adapt to various situations is that as the number of command format prompts and few-shot examples increases in in-context learning, the instruction-selecting capability of LLMs tends to diminish. To address this issue, INFANT AGENT employs a hierarchical collaboration structure. As shown in Figure 3, agents are divided into *brain*-level and *hand*-level agents. The *brain*-level agents handle all the reasoning, while the *hand*-level agents are responsible for executing tasks by invoking different tools, such as file editing, web browsing, and code execution. Each hand-level agent can be designed with prompts or trained on carefully curated datasets specifically tailored to its task, which not only significantly reduces token usage but also nearly eliminates all incorrect command invocations. For example, in our experiments, we tested a pure code task where browser-related commands were mixed with code commands. In 13.9% of cases, the agent incorrectly invoked browser-related commands. However, with the hierarchical structure, the percentage of incorrect browser command invocations dropped to 0%. For detailed experimental information, see Experiment 4.4.

3.3 Memory Retrieval Mechanism

In Figure 4, we designed a memory retrieval mechanism to prevent excessive API cost consumption. The specific explanation for each step is as follows:

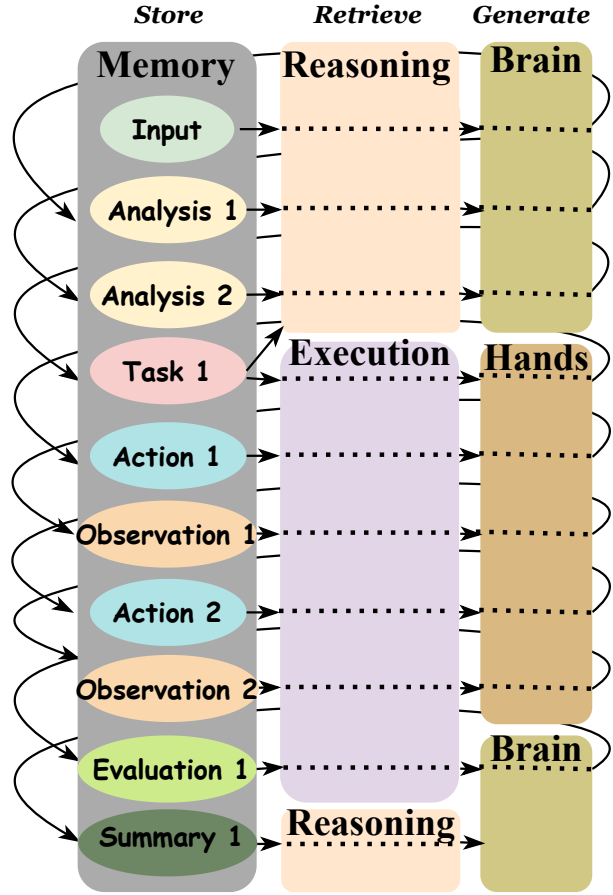


Figure 4. Overview of Memory Storage, Retrieval, and Generation.

Storage: All responses (`string`) generated by the model will be parsed in a specific way and uniformly stored in historical memory as instances in sequence. For example, when we ask the model to analyze a coding problem, a sample response is as follows:

I will help you to analyze this problem. To solve this problem, we need to merge multiple sorted linked lists into a single sorted linked list.

It will be parsed as a `Class`:

```
class Analysis:
    content: str = Merge multiple
sorted linked lists into a single
sorted linked list.
```

This allows us to extract key information and apply it in various forms across different scenarios, such as evaluation and

summarization, thereby prompting the model to generate responses in different formats accordingly.

Retrieval: Before generating a new response, the Agent’s historical memory is retrieved. The reasoning and task execution parts are separated: *Input*, *Analysis*, and *Summary* memories are retrieved during the Reasoning process; *Action* and *Observation* memories are retrieved during the Execution process; and *Task* memories are retrieved during both the Reasoning and Execution processes. Memory retrieval is designed to help the Agent categorize memories, facilitating the assignment of tasks to different levels of Agents in the next step.

Generation: Closed-source models are used solely as the *brain* of our Agent. For simple and repetitive tasks, smaller and cheaper, or open-source models are utilized for execution, serving as the *hands* of the Agent. *Reasoning*, *summarization*, and *evaluation* tasks are managed by the brain-level agent, while *task execution* is handled by the *hand-level* agent. The *execution* phase, particularly the observation step, consumes the most tokens since it involves reading files and other operations that contain a lot of textual information. By outsourcing the execution process to the *hand-level* agent, we can significantly reduce reliance on expensive closed-source models.

3.4 Token computational analysis

We perform a analysis of input tokens and output tokens before and after applying the memory extraction mechanism. We assume that for each question, there are n analyses per turn, m action-observation pairs, and k turns. Based on Figure 2, we have:

The input tokens before applying the memory extraction:

$$\begin{aligned}
Token_{in_bef} &= k(3 + 2m + n)Token_{input} \\
&+ Token_{sumy} \sum_{i=0}^{k-1} ((k - i - 1)(3 + 2m + n)) \\
&+ Token_{eval} \sum_{i=0}^{k-1} ((k - i)(3 + 2m + n) - n - 2m - 2) \\
&+ Token_{task} \sum_{i=0}^{k-1} ((k - i)(3 + 2m + n) - n - 1) \\
&+ Token_{analysis} \sum_{i=0}^{k-1} \sum_{j=0}^{n-1} ((3 + 2m + n)k - (3 + 2m)i - j - 1) \\
&+ Token_{action} \sum_{i=0}^{k-1} \sum_{j=0}^m ((3 - i)(3 + 2m + n) - 2n - 2 - 2j) \\
&+ Token_{obs} \sum_{i=0}^{k-1} \sum_{j=0}^m ((3 - i)(3 + 2m + n) - 2n - 2 - 2j - 1)
\end{aligned}$$

The output tokens before applying the memory extraction mechanism are:

$$\begin{aligned}
Token_{out_bef} &= k \times (Token_{sumy} + Token_{eval} + Token_{task}) \\
&+ nk \times Token_{analysis} + mk \times (Token_{action} + Token_{obs})
\end{aligned}$$

The input tokens after applying the memory extraction mechanism are:

$$\begin{aligned}
Token_{in_aft} &= k(2 + n)Token_{input} \\
&+ Token_{sumy} \sum_{i=0}^{k-1} ((k - i)(2 + n) - n - 2) \\
&+ Token_{task} \sum_{i=0}^{k-1} ((k - i)(2 + n) - n - 1) \\
&+ Token_{analysis} \sum_{i=0}^{k-1} \sum_{j=1}^n ((k - i)(2 + n) - j)
\end{aligned}$$

The output tokens after applying the memory extraction mechanism are:

$$\begin{aligned}
Token_{out_aft} &= k(Token_{sumy} + Token_{task}) \\
&+ nk(Token_{analysis})
\end{aligned}$$

Where: $Token_{input}$ represents the token count of the request made by the user. $Token_{sumy}$ is the average token count for the *summarization* step. $Token_{eval}$ refers to the average token count for the *evaluation* step. $Token_{task}$ indicates the average token count for each *task*, $Token_{analysis}$ denotes the average token count for each *analysis* step, $Token_{action}$ represents the average token count for each *action during execution*, and $Token_{obs}$ is the average token count for each *observation step during execution*.

According to the sampling of 100 different test cases, we obtained the average values of each variable as follows: $n = 2.53$, $m = 3.78$, $k = 5.64$, $Token_{input} = 359$, $Token_{sumy} = 784$, $Token_{eval} = 7.54$, $Token_{task} = 754$, $Token_{analysis} = 148$, $Token_{action} = 227$, $Token_{obs} = 1994$. Substituting into the above formulas, we find that applying the memory extraction mechanism for a single user request can save **79.81%** of input tokens and **83.06%** of output tokens. This theoretical derivation aligns closely with the experimental test results, with specific experimental tests detailed in Experiment 4.5.

3.5 Execution Tools

While LLMs are highly capable in natural language processing, our practical experiments show that even some of the most advanced models, like GPT-4o and Claude 3.5 Sonnet, frequently make fundamental mistakes, such as sequence

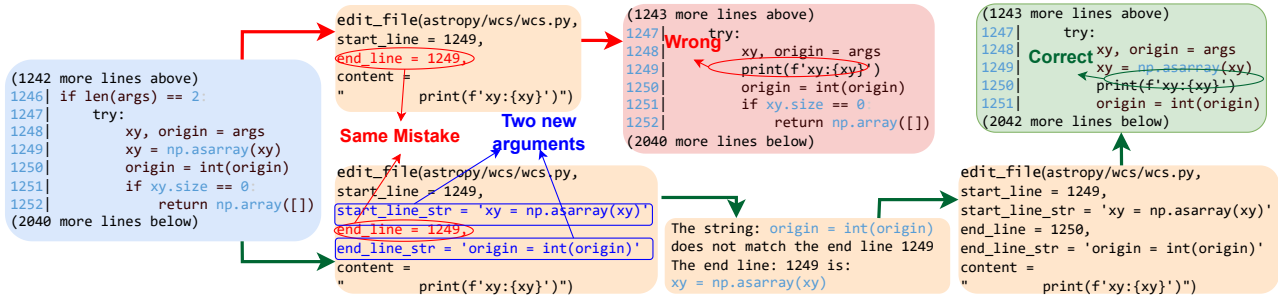


Figure 5. Differences between the File-Editing commands of Infant-AI and SWE-Agent. ■: Original file content. ■: Command generated by the Agent. ■: Final modified file content generated by SWE-Agent. ■: Final modified file content generated by INFANT AGENT. →: Modification process of the file by INFANT AGENT. →: Modification process of the file by SWE-Agent.

misalignment, particularly when processing large files. This issue is not unique to individual models; many state-of-the-art agents, including Cursor (Team, 2024c) and OpenHands, encounter similar challenges. These errors suggest that LLMs, despite their language strengths, still struggle with accuracy in detailed, sequence-dependent tasks within extensive datasets.

To address this issue, we first enhanced the original file-editing commands of OpenHands and SWE-Agent, with specific differences shown in Figure 5. We added two new parameters, `start_line_string` and `end_line_string`, to the original SWE-Agent editing command `edit_file(file_name, start_line, end_line, new_content)`. These parameters require that the line number of `start_line` must correspond to `start_line_string`, and the line number of `end_line` must match `end_line_string`. If they do not match, the Agent will automatically issue prompt commands to guide the LLM in adjusting the original `edit_file()` command until it matches correctly.

We made this improvement because we found that LLMs have a strong understanding of text but slightly less proficiency in discriminate numbers. As a result, they can often identify the correct editing location but may struggle with specifying the correct line number. This enhancement to the file-editing command improved the accuracy of SWE-Agent’s file-editing function from **72.9%** to **96.8%**. The specific experimental details are provided in Experiment 4.6.

Additionally, we customized two commands specifically for code tasks: `replace_function(file_name, function_to_replace, new_code)`, which replaces a specific function in a given file based on its signature, and `Trace_code_switch(True/False)`, which enables the Agent to track essential functions called during execution, regardless of whether they run successfully or encounter errors. This tracing capability

helps the Agent pinpoint potential issues in code logic by identifying functions where problems may arise.

4 EXPERIMENT

In this section, we tested INFANT AGENT’s performance across four key datasets: SWE-bench-lite (Yang et al., 2024a), AIME2024, GPQA-diamond (Rein et al., 2023), and Codeforce contests (Codeforces, 2024). SWE-bench-lite evaluates the agent’s ability to address real-world engineering problems, while AIME2024 and Codeforce test its skills in handling complex logical tasks. Additionally, GPQA Diamond requires strong logical reasoning, autonomous online information retrieval, and code execution for calculations. In the ablation studies, we examined improvements from the Hierarchical Agent Collaboration System in command accuracy, token savings from the Memory Retrieval Mechanism, and accuracy enhancements in the new file-editing commands compared to the original ones.

4.1 SWE-bench-lite

Dataset Description: SWE-bench (Yang et al., 2024a) is a dataset consisting of 2,294 software engineering problems drawn from real GitHub issues and corresponding pull requests across 12 popular Python repositories. The input for this dataset is the description of a GitHub issue raised by a real user, and the agent is required to automatically generate a Patch file to resolve the GitHub issue. Since the API cost for testing the full SWE-bench dataset could be quite high, an official test subset, SWE-bench-lite, is provided.

Experiment Setup: In the testing process, we initialized each level of agents with GPT-4o (temperature = 0.7) and used evaluation conditions consistent with the official SWE-bench leaderboard: all submissions are Pass@1, do not use `hints_text`, and are in the unassisted setting. The

Table 1. Performance of INFANT AGENT on SWE-bench. All RAG and Agent results are from official SWE-bench leaderboard, while the 0-shot results was self-implemented. We did not include agents with warnings from the leaderboard in the table. 🌀: OpenAI. 🟡: Claude. 🔒: Close source. ✓: Open source. Auto. Software Dev.: Automation software development. 3.5 S.: 3.5 Sonnet.

Method	Name	% Resolved	Model Used	Agent Scope	Open Source	
Agent	MarsCode Agent	39.33	-	Code IDE	🔒	
	Honeycomb	38.33	-	-	🔒	
	Gru	35.67	-	Code IDE	🔒	
	Isoform	35.00	-	Auto. Software Dev.	🔒	
	SuperCoder2.0	34.00	-	Auto. Software Dev.	🔒	
	MarsCode Agent	34.00	🌀 4o	Code IDE	🔒	
	Lingma Agent	33.00	-	Fix Github issue	🔒	
	AutoCodeRover	30.67	🌀 4o	Fix Github issue	✓	
	INFANT AGENT	30.00	🌀 4o	AI engineer	-	
	Q Developer Agent	29.67	-	AI engineer	🔒	
	Agentless + RepoGraph	29.67	🌀 4o	Fix Github issue	✓	
	CodeR	28.33	🌀 4	Fix Github issue	🔒	
	MASAI	28.00	🌀 4o	Fix Github issue	🔒	
	SIMA	27.67	🌀 4o	Fix Github issue	🔒	
	Agentless	27.33	🌀 4o	Fix Github issue	✓	
	Moatless Tools	26.67	🟡 3.5 S.	Fix Github issue	✓	
	OpenDevin	26.67	🟡 3.5 S.	AI engineer	✓	
	Agent-101	26.67	🌀 4o	AI engineer	🔒	
	Aider	26.33	-	AI engineer	🔒	
	HyperAgent	25.33	-	AI engineer	🔒	
	Moatless Tools	24.67	🌀 4o	Fix Github issue	✓	
	IBM SWE-1.0	23.67	-	AI engineer	🔒	
	GenAgent	23.67	🌀 4	AI engineer	🔒	
	SWE-agent	23.00	🟡 3.5 S.	AI engineer	✓	
	OpenDevin	22.00	🌀 4o	AI engineer	✓	
	Navie Agent	21.67	🌀 4o	Auto. Software Dev.	✓	
	AutoSE	21.67	🌀 4o	-	🔒	
	Q Developer Agent	20.33	🌀 4o	AI engineer	🔒	
	AutoCodeRover	19.00	🌀 4	Fix Github issue	🔒	
	SWE-agent	18.33	🌀 4o	AI engineer	✓	
	SWE-agent	18.00	🌀 4	AI engineer	✓	
	RAG	-	4.33	🟡 3 Opus	-	-
		-	3.00	🟡 2	-	-
-		2.67	🌀 4	-	-	
0-shot	-	1.33	🟡 3.5 S.	-	-	
	-	0.33	🌀 4o	-	-	

maximum number of iterations was set to 100, with up to 3 self-correction attempts. Automated linting prompts were enabled after code edits, the maximum timeout in the sandbox was set to 120s, and the maximum cost per iteration was capped at 10 dollars.

Experiment Analysis: The performance of INFANT AGENT on the SWE-bench is shown in Table 1. Based on the data in Table 1, it is evident that most of the leading agent architectures remain closed-source, with limited technical details

available. Among open-source agents, the performance of INFANT AGENT is only 0.67% lower than AutoCodeRover, surpassing all other open-source agents.

When compared to specialized code-focused agents, such as MentatBot and AutoCodeRover, INFANT AGENT demonstrates a broader range of application scenarios, indicating its versatility beyond code-specific tasks. Additionally, when compared to generalized AI agents like OpenDevin and Aider, INFANT AGENT achieves superior accuracy. Us-

ing the 4o model for initialization, INFANT AGENT achieves an accuracy that is 8 percentage points higher than Open-Devin.

The comparison between RAG models and agent-based systems shows a clear advantage for agents in SWE-bench performance. While RAG models can leverage retrieval for knowledge-intensive tasks, they lack the structured command execution and adaptability seen in agents. Agents, such as INFANT AGENT, perform significantly better due to their ability to manage complex workflows and apply task-specific actions, which RAG models are not equipped to handle effectively. This results in higher accuracy and more reliable task completion for agents, highlighting their superiority over RAG models for engineering and iterative problem-solving tasks.

This analysis highlights INFANT AGENT’s competitive performance, particularly among open-source and generalized AI agents, suggesting its effectiveness in both code-specific and broader engineering tasks.

4.2 AIME & Codeforce

Dataset Description: The American Invitational Mathematics Examination (AIME) is the second exam in the series of exams used to challenge bright students on the path toward choosing the team that represents the United States at the International Mathematics Olympiad (IMO). To prevent data contamination, we used the o1 model testing standard and selected 2024 exam questions to test INFANT AGENT.

Codeforces is a website that hosts competitive programming contests. Similarly, to prevent data contamination, we selected the most recent four Codeforces contests after the release of o1: contests 969 Div1, 970, 971, and 972 to test INFANT AGENT.

Experiment Setup: During the testing phase, we initialized the brain-level agents with GPT-4o and the hand-level agents with Qwen2.5-72B-Instruct (Hui et al., 2024).

Model setting: The temperature for GPT-4o was set to 0.7, while inference for Qwen2.5 72B instruct was conducted using the `vllm` package with the following settings: `temperature = 1.0`, `top-p = 1.0`, `top-k = -1`, `tensor_parallel_size = 8`, `kv_cache_allocation = 0.95`, `max_tokens = 9632`, and `max_retry = 3`.

Agent setting: `max_iterations = 100`, with up to `self_correction_times = 3`, `sandbox_timeout = 120s`, `max_cost = $10`. Results are uniformly recorded as Pass@1.

Experiment Analysis: As shown in Table 2, we compared the accuracy of different models on these two datasets using various prompting methods and benchmarked them against the current state-of-the-art reasoning model, the o1 series.





Results show that supported by the INFANT AGENT workflow, the combination of 4o and the open-source Qwen2.5-72B-Instruct achieves the same accuracy as o1-preview on the AIME2024 dataset, with nearly half the API cost. In addition, though o1-mini’s performance significantly surpasses other methods, INFANT AGENT still solved two problems that o1-mini could not: AIME-2024-I-15 and AIME-2024-II-14. This situation did not occur with other methods. On the Codeforces dataset, while its accuracy is slightly lower than o1-preview, the API cost is reduced by almost 90%.













4.3 GPQA Diamond

Dataset Description: The GPQA Diamond (Rein et al., 2023) dataset contains 198 PhD-level questions covering various fields, including Organic Chemistry, Quantum Mechanics, Astrophysics, Genetics, and more. Solving these problems requires the agent not only to have deep logical reasoning abilities but also to be able to retrieve information from the web and to write and execute code for scientific computations.

Experiment Setup: We initialized the brain-level agent of INFANT AGENT with GPT-4o and Claude-3.5-Sonnet, and consistently used Qwen2.5-72B-Instruct to initialize the hands-level agent. The `litellm` package was used to standardize the output format for both Claude-3.5-Sonnet and GPT-4o. All other experimental parameters were kept consistent with the setup used in Experiments 4.2. For the test data format, we used the `random` function to shuffle one correct answer and three incorrect answers, presenting them in choice format below the question description.

Experiment Analysis:

Table 3. Performance of INFANT AGENT on the GPQA Diamond Dataset. : OpenAI. : Claude 3.5 Sonnet. : Qwen2.5-72B-Instruct. : Close source. Maj: Majority voting.

Model	Prompting Method	Accuracy %
 o1		78.0
 o1-preview		72.2
 + 	INFANT AGENT	71.7
Human Expert	-	69.7
	Maj@32+5-shot+CoT	67.2
	0-shot+CoT	59.4
 4o + 	INFANT AGENT	58.0
 4o	Maj@64	56.1
 4o	0-shot	50.0

In Table 3, results for o1 and human experts are drawn from the official o1 documentation (OpenAI, 2024b), while results for Claude 3.5 Sonnet + Maj@32+5-shot+CoT and

Table 2. Performance of INFANT AGENT on AIME and Codeforce dataset. API-Cost are calculated based on OpenAI’s pricing standards as of October 2024. The results for Claude 3.5 Sonnet on the AIME2024 dataset are sourced from their official documentation (Anthropic, 2024a), while other results were obtained from our own testing. Maj: Majority voting. 🔒: Close Source.

Dataset	Model	prompting method	Accuracy(%)	API-Cost(\$)
AIME2024	o-1 mini	🔒	63	0.15
	o-1 preview	🔒	37	0.76
	gpt-4o + Qwen-2.5 72B	Infant-AI Agent	37	0.37
	Claude 3.5 Sonnet	Maj@64 0-shot CoT	27.60	-
	gpt-4o	MACM (Lei, 2024) Agent	26.70	0.61
	gpt-4o	Maj@16 0-shot CoT	16.70	0.23
	Claude 3.5 Sonnet	0-shot CoT	16.00	-
	gpt-4o	CoT	13.30	0.06
	gpt-4o	0-shot	13.30	0.01
	Codeforce	o-1 mini	🔒	36.60
o-1 preview		🔒	30.00	0.31
gpt-4o + Qwen-2.5 72B		Infant-AI Agent	26.70	0.03
Claude 3.5 Sonnet		Maj@64 0-shot CoT	20.00	-
gpt-4o		CoT	16.70	0.03
Claude 3.5 Sonnet		0-shot CoT	16.70	-
gpt-4o		0-shot	16.70	0.01

Claude 3.5 Sonnet + 0-shot+CoT are sourced from Claude AI’s official report (Anthropic, 2024b). Supported by the INFANT AGENT workflow, Claude 3.5 Sonnet + Qwen2.5 72B achieves an accuracy of 71.7%, surpassing human experts (69.7%), without requiring additional fine-tuning of a critic model—a step OpenAI most likely includes in the o1 series (McAleese et al., 2024; Lightman et al., 2023), based on disclosed materials. Additionally, the Infant Agent workflow significantly outperforms other prompting approaches, demonstrating enhanced accuracy and resource efficiency, especially on challenging, high-complexity datasets.

4.4 Error Command Correction Test

We tested the correction capability of the Hierarchical Agent Collaboration System for agent command misjudgments.

Dataset Description: We selected a pure code task dataset, LiveCodeBench. It is a comprehensive and contamination-free evaluation benchmark for LLMs focused on code, which continuously gathers new problems over time. **In theory, this dataset requires only code generation, without any browser-related operations.**

Experiment Setup: We selected two types of commands from the INFANT AGENT command library: file-editing commands and browser commands. To evaluate command generation accuracy, we compared the frequency of unintended browser command generation for this task using two distinct prompting methods, hierarchical prompting and flat prompting. In the flat prompting approach, we provided the model with a 1-shot example containing a mix of file-editing

and browser commands. This analysis was conducted using both open-source and closed-source models to assess performance across different model types. For closed-source models, we used GPT-4o, while for open-source models, we used Qwen2.5-72B-instruct. The LiveCodeBench timeframe was set from 1/1/2024 to 11/1/2024. During testing, all model temperatures were set to 0.0, and results were recorded using pass@1 scores.

Experiment Analysis: In Table 4, under the hierarchical prompting structure, the model did not generate any browser commands, whereas under the flat prompting structure, the model generated over 10% browser commands. This misdirected the model’s reasoning, leading to a decrease in accuracy. For Qwen2.5, the model’s accuracy dropped by 10.7%, a level of precision loss that is unacceptable.

Table 4. Command misjudgments correction capability of the Hierarchical prompting structure. Qwen2.5: Qwen2.5-72B-Instruct.

Prompting structure	Model	Browser command	Pass@1 %
Hierarchical	GPT-4o	0%↓	40.7↑
Flat	GPT-4o	11.70%	34.8
Hierarchical	Qwen2.5	0%↓	41.4↑
Flat	Qwen2.5	13.90%	30.7

4.5 API Token Savings from Memory Retrieval

In this section, we compared the API token cost before and after memory retrieval and its impact on accuracy. To

ensure a sufficient level of task complexity, we selected 50 test samples from SWE-bench-lite in which INFANT AGENT required over 70 iterations. We then tested scenarios with and without memory retrieval. We keep all the experiment setups the same as the Experiment 4.4.

Table 5. Impact of Memory Retrieval on Task Resolution and API Cost. 🌀:GPT-4o. 🟡:Claude-3.5-Sonnet. 🟦: DeepSeek-Coder-V2-236B. 🟠:Llama-3.1-70B-Instruct. ✖:Without memory retrieval. ✓:With memory retrieval.

Memory Retrieval	Brain Agent	Hands Agent	% Resolved	API Cost(\$)
✖	🌀	🌀	12	7.81
✓	🌀	🟦	13	2.13
✓	🌀	🟦	12	2.03
✓	🌀	🟠	8	2.17
✖	🟡	🟡	14	4.42
✓	🟡	🟦	14	0.92
✓	🟡	🟦	14	0.99
✓	🟡	🟠	12	0.82

Table 5 shows that the memory retrieval mechanism has a significant impact on API costs. Without memory retrieval, the API cost is relatively high. For example, GPT-4o has a cost of \$7.81 without memory retrieval, which drops substantially to as low as \$2.03 with memory retrieval enabled. Similarly, for the Claude model, the cost is \$4.42 without memory retrieval and decreases to a minimum of \$0.82 when it is enabled.

In terms of task resolution rate (% Resolved), memory retrieval has a limited impact on the solution accuracy, with resolution rates remaining relatively stable across different configurations. However, enabling memory retrieval can significantly reduce costs while maintaining similar accuracy across various models and agent configurations. This indicates that the memory retrieval mechanism can effectively optimize resource usage and reduce API costs without significantly affecting task resolution performance.

4.6 File Editing Accuracy Improvement

When executing file-editing commands, the agent must accurately generate line numbers; otherwise, misalignment errors may occur, leading to incorrect edits. In this section, we tested the error-correction capability of our new file-editing command compared to the original SWE-Agent file-editing command.

We selected the same 50 test cases as in Experiment 4.5. However, this time we focused specifically on all file-editing commands within these cases. Since sequential file edits do not inherently trigger errors, we manually reviewed a total

of 351 file-editing commands across these 50 test cases. The experimental results are shown in Figure 6.

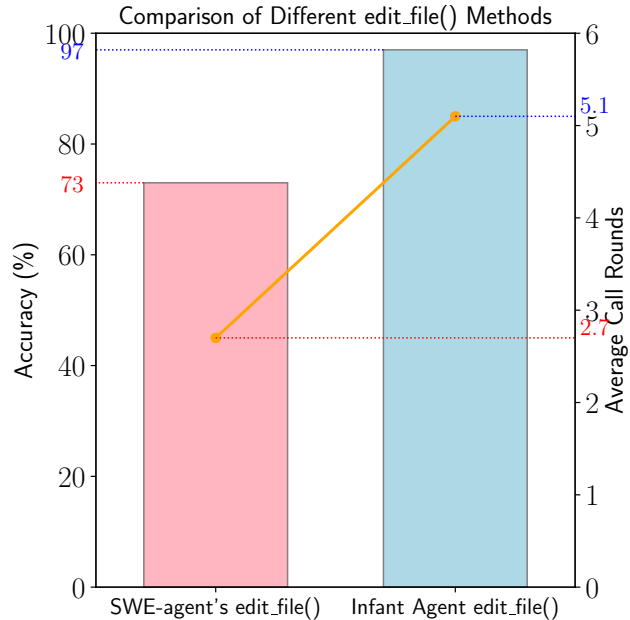


Figure 6. Comparison of accuracy and average call rounds between SWE-Agent edit_file() and INFANT AGENT edit_file() command.

Experiment Analysis: The results in the Figure 6 demonstrate that the Infant Agent edit_file() method achieves a substantial improvement in accuracy at the cost of a slight increase in average call rounds. Specifically, the Infant Agent method reached an impressive 97% accuracy compared to 73% for the original SWE-Agent method, highlighting a significant enhancement in generating precise line numbers and content for file edits, which reduces the occurrence of sequencing errors and incorrect edits. Although the Infant Agent method required an average of 5.1 call rounds compared to 2.7 for SWE-Agent, this trade-off in additional calls enables a marked increase in accuracy, making Infant Agent more effective and reliable for file editing tasks.

5 CONCLUSION

We present three major contributions: INFANT AGENT, an advanced agent that can perform deep logical reasoning, invoke tools, and engage in self-reflection; a hierarchical agent collaboration system to address output inefficiencies caused by an excessive number of built-in commands or overly lengthy few-shot examples; and a memory retrieval mechanism, which reduces API token costs by 80% compared to using the full memory for each inference, thereby optimizing resource efficiency. Together, these innovations significantly enhance the Infant Agent’s adaptability, cost-effectiveness, and capability to handle complex tasks.

6 FUTURE WORK

1. We plan to expand the current Agent framework from a text modality to a multimodal one. Two potential technical approaches: 1. Moving the mouse at the pixel level (Research, 2023), 2. First performing image parsing, then locating (Kang et al., 2025; 2024).
2. Train a File-Editing model.
3. Verify step by step and enhance GPT’s error-correction capability through reinforcement learning (Lightman et al., 2023).
4. Teach model how to use tools instead of using long prompts (Lei et al., 2024).

REFERENCES

- Abbasian, M., Azimi, I., Rahmani, A. M., and Jain, R. Conversational health agents: A personalized llm-powered agent framework. *arXiv preprint arXiv:2310.02374*, 2023.
- AI, C. Devin - ai-powered collaborative teammate. <https://devin.ai/>, 2024. Accessed: 2024-10-28.
- AIME. 22nd international conference on artificial intelligence in medicine - aime 2024. https://artofproblemsolving.com/wiki/index.php/AIME_Problems_and_Solutions, 2024.
- Anthropic. Claude 3 model card october addendum. <https://assets.anthropic.com/m/1cd9d098ac3e6467/original/Claude-3-Model-Card-October-Addendum.pdf>, 2024a. Accessed: 2024-10-28.
- Anthropic, A. Claude 3.5 sonnet model card addendum. *Claude-3.5 Model Card*, 2024b.
- Buhler, P. A. and Vidal, J. M. Towards adaptive workflow enactment using multiagent systems. *Information technology and management*, 6:61–87, 2005.
- Codeforces. Codeforces-contests. <https://codeforces.com/contests>, 2024.
- Gravitas, S. Autogpt. <https://github.com/Significant-Gravitas/AutoGPT>, 2024.
- Hadi, M. U., Al Tashi, Q., Shah, A., Qureshi, R., Muneer, A., Irfan, M., Zafar, A., Shaikh, M. B., Akhtar, N., Wu, J., et al. Large language models: a comprehensive survey of its applications, challenges, limitations, and future prospects. *Authorea Preprints*, 2024.
- Hong, S., Zheng, X., Chen, J., Cheng, Y., Wang, J., Zhang, C., Wang, Z., Yau, S. K. S., Lin, Z., Zhou, L., et al. Metagpt: Meta programming for multi-agent collaborative framework. *arXiv preprint arXiv:2308.00352*, 2023.
- Hui, B., Yang, J., Cui, Z., Yang, J., Liu, D., Zhang, L., Liu, T., Zhang, J., Yu, B., Dang, K., et al. Qwen2. 5-coder technical report. *arXiv preprint arXiv:2409.12186*, 2024.
- Jimenez, C. E., Yang, J., Wettig, A., Yao, S., Pei, K., Press, O., and Narasimhan, K. Swe-bench: Can language models resolve real-world github issues? *arXiv preprint arXiv:2310.06770*, 2023.
- Kang, W., Huang, H., Shang, Y., Shah, M., and Yan, Y. Robin3d: Improving 3d large language model via robust instruction tuning. *arXiv preprint arXiv:2410.00255*, 2024.
- Kang, W., Liu, G., Shah, M., and Yan, Y. Segvg: Transferring object bounding box to segmentation for visual grounding. In *European Conference on Computer Vision*, pp. 57–75. Springer, 2025.
- Lei, B. Macm: Utilizing a multi-agent system for condition mining in solving complex mathematical problems. *arXiv preprint arXiv:2404.04735*, 2024.
- Lei, B., Li, Y., and Chen, Q. Autocoder: Enhancing code large language model with \textsc {AIEV-Instruct}. *arXiv preprint arXiv:2405.14906*, 2024.
- Lightman, H., Kosaraju, V., Burda, Y., Edwards, H., Baker, B., Lee, T., Leike, J., Schulman, J., Sutskever, I., and Cobbe, K. Let’s verify step by step. *arXiv preprint arXiv:2305.20050*, 2023.
- McAleese, N., Pokorny, R. M., Uribe, J. F. C., Nitishinskaya, E., Trebacz, M., and Leike, J. Llm critics help catch llm bugs. *arXiv preprint arXiv:2407.00215*, 2024.
- Microsoft. Autogen: A programming framework for agentic ai. <https://github.com/microsoft/autogen>, 2024.
- Nakajima, Y. Babyagi. <https://github.com/yoheinakajima/babyagi>, 2024. Accessed: 2024-10-28.
- Naveed, H., Khan, A. U., Qiu, S., Saqib, M., Anwar, S., Usman, M., Akhtar, N., Barnes, N., and Mian, A. A comprehensive overview of large language models. *arXiv preprint arXiv:2307.06435*, 2023.
- OpenAI. Hello gpt-4o. <https://openai.com/index/hello-gpt-4o/>, 2024a.

OpenAI. Learning to reason with llms. <https://openai.com/index/learning-to-reason-with-llms/>, 2024b.

Qian, C., Liu, W., Liu, H., Chen, N., Dang, Y., Li, J., Yang, C., Chen, W., Su, Y., Cong, X., et al. Chatdev: Communicative agents for software development. In *Proceedings of the 62nd Annual Meeting of the Association for Computational Linguistics (Volume 1: Long Papers)*, pp. 15174–15186, 2024.

Rein, D., Hou, B. L., Stickland, A. C., Petty, J., Pang, R. Y., Dirani, J., Michael, J., and Bowman, S. R. Gpqa: A graduate-level google-proof q&a benchmark. *arXiv preprint arXiv:2311.12022*, 2023.

Research, S. Browsergym: A reinforcement learning environment for web browsing. <https://github.com/ServiceNow/BrowserGym>, 2023.

Team, A. Agentgpt. <https://agentgpt.reworkd.ai/>, 2024a. Accessed: 2024-10-28.

Team, A. Aider - ai pair programming. <https://aider.chat/>, 2024b. Accessed: 2024-10-28.

Team, C. Cursor - ai code editor. <https://www.cursor.com/>, 2024c. Accessed: 2024-10-28.

Team, Q. Qwen2.5-72b-instruct. <https://huggingface.co/Qwen/Qwen2.5-72B-Instruct>, 2024d. Accessed: 2024-10-28.

Wang, X., Chen, Y., Yuan, L., Zhang, Y., Li, Y., Peng, H., and Ji, H. Executable code actions elicit better llm agents. *arXiv preprint arXiv:2402.01030*, 2024a.

Wang, X., Li, B., Song, Y., Xu, F. F., Tang, X., Zhuge, M., Pan, J., Song, Y., Li, B., Singh, J., et al. Opendevin: An open platform for ai software developers as generalist agents. *arXiv preprint arXiv:2407.16741*, 2024b.

Wei, J., Wang, X., Schuurmans, D., Bosma, M., Xia, F., Chi, E., Le, Q. V., Zhou, D., et al. Chain-of-thought prompting elicits reasoning in large language models. *Advances in neural information processing systems*, 35:24824–24837, 2022.

Yan, Y., Maamar, Z., and Shen, W. Integration of workflow and agent technology for business process management. In *Proceedings of the Sixth International Conference on Computer Supported Cooperative Work in Design (IEEE Cat. No. 01EX472)*, pp. 420–426. IEEE, 2001.

Yang, J., Jimenez, C. E., Wettig, A., Lieret, K., Yao, S., Narasimhan, K., and Press, O. Swe-agent: Agent-computer interfaces enable automated software engineering. *arXiv preprint arXiv:2405.15793*, 2024a.

Yang, J., Jin, H., Tang, R., Han, X., Feng, Q., Jiang, H., Zhong, S., Yin, B., and Hu, X. Harnessing the power of llms in practice: A survey on chatgpt and beyond. *ACM Transactions on Knowledge Discovery from Data*, 18(6): 1–32, 2024b.

A PIPELINE DEMONSTRATION EXAMPLE

To illustrate the **actual** operational logic of Infant Agent, we selected the following example and included terminal screenshots from the program’s runtime to demonstrate Infant Agent’s workflow:

First, the user submits a query to the agent:

```
Current task:
You are given an array of k linked-lists lists, each linked-list is sorted in ascending order.
Merge all the linked-lists into one sorted linked-list and return it.

Example 1:
Input: lists = [[1,4,5],[1,3,4],[2,6]]
Output: [1,1,2,3,4,4,5,6]
Explanation: The linked-lists are:
[
  1->4->5,
  1->3->4,
  2->6
]
merging them into one sorted list:
1->1->2->3->4->4->5->6
Example 2:
Input: lists = []
Output: []
Example 3:
Input: lists = [[]]
Output: []

Constraints:
k == lists.length
0 <= k <= 100
0 <= lists[i].length <= 500
-100 <= lists[i][j] <= 100
lists[i] is sorted in ascending order.
The sum of lists[i].length will not exceed 104.
```

Figure 7. User Input.

The first turn analysis begin:

```
0:0111 - 000102
AgentAnalysisTask**
Analysis: To solve this problem, we first need to understand how to represent linked lists in Python and how to merge multiple sorted linked lists into one sorted linked list.
```

Figure 8. Analysis one.

```
0:0114 - 000102
AgentAnalysisTask**
Analysis: We need to define a data structure for a linked list node in Python, which will help us manage the linked lists and perform operations on them.
```

Figure 9. Analysis two.

The first turn Task begin:

```

10:33:17 - TASK
**AgentInstruction**
SYNOPSIS:
TASK:
We should create a file named 'linked_list.py'.
We should add a class definition for a linked list node.
The detailed content should be:
...python
class ListNode:
    def __init__(self, val=0, next=None):
        self.val = val
        self.next = next
...
The new class 'ListNode' should represent a node in a linked list, with 'val' as the node's value and 'next' as the reference to the next node.

```

Figure 10. Task one.

The first turn execution begin:

```

**PythonCallAction**
Code:
# Step 1: Create the linked_list.py file.
create_file('linked_list.py')
# Step 2: Add the Listnode class to the linked_list.py file.
LINKED_LIST_CLASS_DEFINITION = """class Listnode:
    def __init__(self, val=0, next=None):
        self.val = val
        self.next = next
"""
# Step 3: Add the class definition to the file.
write_file('linked_list.py', start='', end='', content=LINKED_LIST_CLASS_DEFINITION)
10:33:21 - OBSERVATION (in task)
**PythonCallObservation**
[file: /workspace/linked_list.py (1 lines total)]
1 [file: /workspace/linked_list.py created.]
2 [file: /workspace/linked_list.py (4 lines total after edit)]
3 class Listnode:
4     def __init__(self, val=0, next=None):
5         self.val = val
6         self.next = next
7 [file updated. Please review the changes and make sure they are correct (correct indentation, no duplicate lines, etc). Edit the file again if necessary.]

```

Figure 11. Execution one.

It passed the evaluation and begin summary:

```

10:33:25 - SUMMARY
**AgentSummaryAction**
GIT DIFF: diff -git a/linked_list.py b/linked_list.py
new file mode 100644
index 0000000..9ef6d0c7
--- /dev/null
+++ b/linked_list.py
@@ -0,0 +1,6 @@
+class Listnode:
+    def __init__(self, val=0, next=None):
+        self.val = val
+        self.next = next
KEY OBSERVATIONS: - A new file named 'linked_list.py' was created.
- The file now contains a class definition for 'Listnode'.
- The 'Listnode' class has an '__init__' method that initializes two attributes: 'val' (default value 0) and 'next' (default value None).
- The file content was updated successfully, and the class definition is correctly formatted with proper indentation.

```

Figure 12. Summary one.

The second turn analysis begin:

```

10:33:31 - ANALYSIS
**AgentAnalysisAction**
analysis: We need to define a data structure for a linked list node in Python, which will help us manage the linked lists and perform operations on them.

```

Figure 13. Analysis two.

Figure 14. Analysis three.

The second turn task begin:

```

10:33:36 - ANALYSIS
**AgentAnalysisAction**
analysis: Now that we have a linked list node structure, we need to implement a function to merge k sorted linked lists into one sorted linked list.

```

```

10:33:37 - TASK
**AgentInstruction**
SYNOPSIS:
TASK:
We should modify the existing 'linked_list.py' file.
We should add a function to merge k sorted linked lists.
The detailed content should be:
...python
from heapq import heappush, heappop
def mergeSortedList(lists):
    min_heap = []
    for l in lists:
        while l:
            heappush(min_heap, l.val)
            l = l.next
    dummy = Listnode()
    current = dummy
    while min_heap:
        val = heappop(min_heap)
        current.next = Listnode(val)
        current = current.next
    return dummy.next
The new function 'mergeSortedList' should take a list of 'Listnode' objects, use a min-heap to efficiently merge all nodes, and return the head of the merged sorted linked list.

```

Figure 15. Task two.

The second turn execution begin:

```

second_file('linked_list.py')
from heapq import heappush, heappop
def mergeSortedList(lists):
    min_heap = []
    for l in lists:
        while l:
            heappush(min_heap, l.val)
            l = l.next
    dummy = Listnode()
    current = dummy
    while min_heap:
        val = heappop(min_heap)
        current.next = Listnode(val)
        current = current.next
    return dummy.next
...
10:33:45 - OBSERVATION (in task)
**PythonCallObservation**
[file: /workspace/linked_list.py (22 lines total after edit)]
1 class Listnode:
2     def __init__(self, val=0, next=None):
3         self.val = val
4         self.next = next
5
6 from heapq import heappush, heappop
7 def mergeSortedList(lists):
8     min_heap = []
9     for l in lists:
10         while l:
11             heappush(min_heap, l.val)
12             l = l.next
13
14     dummy = Listnode()
15     current = dummy
16     while min_heap:
17         val = heappop(min_heap)
18         current.next = Listnode(val)
19         current = current.next
20
21     return dummy.next
22 [file updated. Please review the changes and make sure they are correct (correct indentation, no duplicate lines, etc). Edit the file again if necessary.]

```

Figure 16. Execution two.

The second turn summary begin:

```

10:33:49 - SUMMARY
**AgentSummaryAction**
GIT DIFF: diff -git a/linked_list.py b/linked_list.py
index 9ef6d0c7..1bd5081d 100644
--- a/linked_list.py
+++ b/linked_list.py
@@ -2,3 +2,21 @@ class Listnode:
+     def __init__(self, val=0, next=None):
+         self.val = val
+         self.next = next
+
+ from heapq import heappush, heappop
+
+ def mergeSortedList(lists):
+     min_heap = []
+     for l in lists:
+         while l:
+             heappush(min_heap, l.val)
+             l = l.next
+
+     dummy = Listnode()
+     current = dummy
+     while min_heap:
+         val = heappop(min_heap)
+         current.next = Listnode(val)
+         current = current.next
+
+     return dummy.next
KEY OBSERVATIONS: - Located two files named 'linked_list.py' in the directory, but the main file of interest is './linked_list.py'.
- The original 'linked_list.py' file contained a simple 'Listnode' class definition with an initializer.
- A new function 'mergeSortedList' was added to the 'linked_list.py' file.
- The 'mergeSortedList' function uses a min-heap to merge k sorted linked lists into a single sorted linked list.
- The updated file now contains the 'Listnode' class and the 'mergeSortedList' function.

```

Figure 17. Summary two.

The third turn task begin:

```

19:33:56 - TASK
**AgentTaskAction**
SERVE:
THOUGHT:
TASK:
We should create a new file named "test_merge_k_lists.py".
We should add a test function to verify that the "mergeLists" function works correctly with the provided examples.
The detailed content should be:
""" python
from linked_list import ListNode, mergeLists

def list_to_linkedlist(arr):
    dummy = ListNode()
    current = dummy
    for num in arr:
        current.next = ListNode(num)
        current = current.next
    return dummy.next

def linkedlist_to_list(node):
    result = []
    while node:
        result.append(node.val)
        node = node.next
    return result

def test_mergekLists():
    # Example 1
    lists = [
        list_to_linkedlist([1, 4, 5]),
        list_to_linkedlist([1, 3, 4]),
        list_to_linkedlist([2, 6])
    ]
    merged = mergekLists(lists)
    assert linkedlist_to_list(merged) == [1, 1, 2, 3, 4, 4, 5, 6]

    # Example 2
    lists = []
    merged = mergekLists(lists)
    assert linkedlist_to_list(merged) == []

    # Example 3
    lists = [list_to_linkedlist([])]
    merged = mergekLists(lists)
"""

```

Figure 18. Task three.

The third turn task begin:

```

**PythonRunCellAction**
CODE:
EDITED_CODE = """from linked_list import ListNode, mergeLists

def list_to_linkedlist(arr):
    dummy = ListNode()
    current = dummy
    for num in arr:
        current.next = ListNode(num)
        current = current.next
    return dummy.next

def linkedlist_to_list(node):
    result = []
    while node:
        result.append(node.val)
        node = node.next
    return result

def test_mergekLists():
    # Example 1
    lists = [
        list_to_linkedlist([1, 4, 5]),
        list_to_linkedlist([1, 3, 4]),
        list_to_linkedlist([2, 6])
    ]
    merged = mergekLists(lists)
    assert linkedlist_to_list(merged) == [1, 1, 2, 3, 4, 4, 5, 6]

    # Example 2
    lists = []
    merged = mergekLists(lists)
    assert linkedlist_to_list(merged) == []

    # Example 3
    lists = [list_to_linkedlist([])]
    merged = mergekLists(lists)
    assert linkedlist_to_list(merged) == []

if __name__ == "__main__":
    test_mergekLists()
    print("All tests passed.")
"""
edit_file('test_merge_k_lists.py', start=1, start_str='', end=1, end_str='', content=EDITED_CODE)

```

Figure 19. Execution three.

```

19:34:07 - ACTION (in TASK)
**CmdRunAction**
COMMAND:
python test_merge_k_lists.py
19:34:07 - OBSERVATION (in TASK)
**CmdOutputObservation (exit code=0)**
All tests passed.

```

Figure 20. Execution four.

Task finished:

```

19:34:13 - ACTION
**AgentFinishAction**

```

Figure 21. Execution four.