

Deep Memetic Models for Combinatorial Optimization Problems: Application to the Tool Switching Problem

Jhon Edgar Amaya · Carlos Cotta ·
Antonio J. Fernández-Leiva · Pablo
García-Sánchez

Received: date / Accepted: date

Abstract Memetic algorithms are techniques that orchestrate the interplay between population-based and trajectory-based algorithmic components. In particular, some memetic models can be regarded under this broad interpretation as a group of autonomous basic optimization algorithms that interact among them in a cooperative way in order to deal with a specific optimization problem, aiming to obtain better results than the algorithms that constitute it separately. Going one step beyond this traditional view of cooperative optimization algorithms, this work tackles deep meta-cooperation, namely the use of cooperative optimization algorithms in which some components can in turn be cooperative methods themselves, thus exhibiting a deep algorithmic architecture. The objective of this paper is to demonstrate that such models can be considered as an efficient alternative to other traditional forms of cooperative algorithms. To validate this claim, different structural parameters, such as the communication topology between the agents, or the parameter that influences the depth of the cooperative effort (the depth of meta-cooperation), have been analyzed. To do this, a comparison with the state-of-the-art cooperative methods to solve a specific combinatorial problem, the Tool Switching Problem, has been performed. Results show that deep models are effective to solve this problem, outperforming metaheuristics proposed in the literature.

Keywords Deep architecture · hybrid algorithms · memetic algorithms · tool switching problem (ToSP)

Jhon Edgar Amaya
Universidad Nacional Experimental del Táchira (UNET), Laboratorio de Computación de Alto Rendimiento (LCAR), San Cristóbal, Venezuela E-mail: jedgar@unet.edu.ve

Carlos Cotta, Antonio J. Fernández-Leiva
Dept. Lenguajes y Ciencias de la Computación, ETSI Informática, University of Malaga, Campus de Teatinos, 29071 - Malaga, Spain E-mail: cottap@lcc.uma.es, afdez@lcc.uma.es

Pablo García-Sánchez
Dept. de Ingeniería Informática, ESI, University of Cádiz, Campus de Puerto Real, 11519 - Cádiz, Spain E-mail: pablo.garciasanchez@uca.es

1 Introduction

The optimization of combinatorial optimization problems (COPs) has been addressed from different algorithmic approaches. Initially, exact/complete search methods showed good results to cope with problem instances of limited size, but they are also inefficient when the size of the problem scales up. Subsequently, other approaches called *metaheuristics*, such as bio-inspired optimization techniques, have shown a good performance to obtain high quality solutions at the expense of not proving optimality.

One of the key factors of the success of metaheuristics methods to deal with complex COPs is the balance between exploitation and exploration of the search space. However, finding the best balance between these two facets of the search is in fact another optimization problem, and not an easy one to solve. An interesting proposal found in population-based optimization methods to tackle this issue is the use of structured populations, thus limiting interactions between individuals and allowing a better exploration and exploitation of the search space (Lim, 2014).

On the other hand, *hybridization* basically means a synergistic union of different components, each one of them contributing different features to the search process and/or providing mechanisms for the exploitation of problem knowledge. From a broad perspective, hybridization can include the use of any problem-specific add-ons providing problem-knowledge (e.g., specialized decoders, ad-hoc variation operators, etc.), thus enhancing the search process. It is often the case that hybridization is used with a more specific connotation though, namely the combination of higher-level algorithmic components (frequently, techniques that could be used as stand-alone methods, such as other metaheuristics). Under this latter prism, hybridization can be viewed from two wide perspectives (Jourdan et al, 2009): integration and cooperation. Integration refers to the addition of one of the optimization techniques as a component of another optimization method whereas cooperation generally relates to setting up a mechanism to exchange information between methods that are applied one after another or in parallel. The interest for this approach to optimization dates back to the 1990s and, indeed, it can be considered itself a programming paradigm featuring two main elements (Crainic and Toulouse, 2007): (a) a set of autonomous programs, each implementing a particular solution method, and (b) a cooperative scheme that combines these autonomous elements in a simple and unified strategy for optimization.

The cooperative optimization approach described above thus amounts to the application of various algorithmic components, each one exploring a specific search landscape through processes of intensification/diversification—inherent to the metaheuristics used—to obtain an effective mechanism with the ability of escaping from local minima by exchanging information about the search space being explored. These collaborative optimization models constitute a very appropriate framework for integrating different search techniques: each one may exploit problem knowledge in a complementary way, and have a different view of the search landscape. Therefore, if we combine their different exploration patterns, the search benefits from new ways to avoid local optima. In fact, this feature is more useful whenever the problem addressed raises a challenging optimization task to each one of the individual search algorithms since otherwise computational power might be diversified spending time in unproductive or duplicated explorations.

Building on previous work on this kind of models (Amaya et al, 2011) – see also Section 2 – this paper tackles deep meta-cooperation, i.e., cooperative models in which at least one of its components is a cooperative model itself. Therefore, we bring together the notion of cooperative optimization sketched before with the idea of deep metaheuristics (Camacho et al, 2018) resulting in a unified model for building powerful algorithmic complexes for optimization. While admittedly interpretable from different angles, meta-cooperation naturally fits the broad memetic paradigm, since it constitutes a framework for arranging the interoperation among different methods, either based on populations or in local search, aiming to have synergistic effects by virtue of the adequately diversified exploitation/exploration capabilities of the techniques involved. In this line, this work highlights this idea by proposing in Section 3 a basic schema that can be easily instantiated into a number of different algorithms, and provides evidence that deep meta-cooperative algorithms are effective optimization methods to deal with combinatorial problems, capable of outperforming shallow cooperative methods. Being a heterogeneous hierarchical agent-based system, this model exhibits several advantages. Firstly, it eases escaping from local optima by the combination of different search patterns. Secondly, it can be parallelized in a trivial way, following a island-based approach. Thirdly, it naturally lends itself to incorporating problem-knowledge in a flexible way, via any of the algorithmic components involved in the system. Thus, the main contributions of this work are (i) the proposal and definition of a new model for *deep meta-cooperation*, (ii) its application to a hard combinatorial problem (the ToSP, see below), outperforming state-of-the-art methods for said problem, and (iii) a performance study involving some salient design factors.

To validate the proposed model, the performance of a number of different algorithms (devised from the basic scheme, with varied depths of meta-cooperation) have been analyzed in Section 4, using a hard problem from the area of flexible manufacturing as test bench. The experimental analysis conducted considers issues such as the depth of the architecture and its spatial arrangement. We close the paper with a discussion of the main conclusions and an outline of future work in Section. 5.

2 Background

This section is devoted to discuss some concepts related to cooperative models, as well as to provide an overview of the problem addressed in the experimental section, namely the Tool Switching Problem (ToSP), and how it has been approached in the literature.

2.1 Cooperative Models

In general, cooperative algorithms can be classified from different points of view; for instance, El-Abd and Kamel (2005) proposed a division based on two approaches: by considering the diversity of the underlying algorithms in the cooperative model or by the level of cooperation among them. The first approach focuses on the nature of algorithms according to their implementations and catalogues them in two categories: (a) homogeneous, cooperative algorithms that only employs one

type of algorithm in all its agents, vs. (b) heterogeneous, where different algorithms are used.

In addition, and independently of its homogeneous/heterogeneous nature, the underlying algorithms in a cooperative method can be executed in parallel or sequentially. The second approach is based on the decomposition of the search space by some kind of mechanism. Three categories are proposed to classify the algorithms: *explicit* (i.e., the underlying algorithms explore different parts of the search space and interchange information via some communication strategy), *implicit* (i.e., the underlying algorithms explore parts of the search space that were explicitly determined by some decomposition policy) or *hybrid* (i.e., a mixture of the previous ones).

Also, from another point of view, two main models to implement cooperation schemes (Crainic and Toulouse, 2007) have been discussed: (a) the *collaborative approach*, in which cooperation consists of a set of autonomous programs, usually called *agents*, that contain particular solution methods and that communicate among them to share information, and (b) the *integrative approach* that basically combines these autonomous elements in a simple and unified strategy to handle a problem. Each agent, in theory, should be able to address the problem independently. Next, we describe some of the works that have tackled both approaches.

2.1.1 Collaborative approaches

One of the first examples of collaborative algorithms is the “go with the winners” approach by Aldous and Vazirani (1994), in which successive synchronization epochs are used to focus the search of a collection of otherwise independent trajectory-based algorithms.

Gallardo et al (2007) proposed the intertwined use of a truncated branch-and-bound algorithm (akin to beam search) with evolutionary and memetic algorithms: the former would identify promising parts of the search space and would pass the information to the latter, that would use it to initialize their population and explore such regions. Talbi and Bachelet (2006) proposed COSEARCH, in which three metaheuristics were used: tabu search (TS), genetic algorithm (GA) and kick operator (KO). The TS was used as control algorithm, the GA was focused on the diversification process and the KO was applied to intensify the search. The cooperative mechanism includes an adaptive memory to store and distribute the solutions.

More aligned with the agent-perspective mentioned before, Malek (2009) introduced a multi-agent system. Here the cooperative process is achieved by combining individual metaheuristics, implemented by individual agents, and exchanging solutions between them. Based on this idea, Amaya et al (2011) described a cooperative model that can be instantiated by different communication topologies to share solution candidates, and where each agent in the cooperative model can be loaded with a particular search algorithm. Another model based on autonomous agents was described by Byrski et al (2013). In this work, individuals are active agents of the population, and not passive data structures (as in a canonical EA), characterized by a genotype and a meme that may change during the evolutionary process. Different types of actions were tested, including a mathematical formulation to analyze the interactions between agents.

Newer approaches, such as Multi-Agent Collaborative Search (MACS) (Vasile and Ricciardi, 2017) are also focusing on multi-objective optimization, based on moving the agents to different dominant regions of the search space, and using weights for each objective function. Also, Fernández-Leiva and Gutiérrez-Fuentes (2018) have recently proposed an algorithmic model to distribute a number of (interactive/proactive) User-centric Memetic Algorithms (UcMAs) that act as independent agents and, eventually, synchronize to interchange information. An experimental study shown that some distributed UcMAs, that were generated from the proposed model, especially those based on proactivity, performed efficiently in some hard combinatorial problems.

2.1.2 Integrative approaches

In the case of integrative approaches, different methods are combined into a unified strategy. For example, among the first papers on this subject, Anandalingam and Friesz (1992) propose the use of multi-agent systems with different objective functions that work in a non-cooperative way and follow the same restrictions, but there is a certain type of hierarchy when it comes to influencing other agents. The inclusion of local-search components in population-based techniques typical of traditional memetic algorithms is another immediate example, as shown in next subsection.

From a different perspective, Crainic et al (2004) used a method with multiple searches as cooperative strategy. In particular, variable neighborhood search (VNS) was employed as a local search (LS) method with a central memory mechanism that managed the information exchange; different VNS instances cooperated asynchronously through the exchange of information to solve different instances of the p-median problem. Corona and Pelta (2009) proposed a cooperative strategy based on several problem solving strategies, called *solvers*, and a supervisor, named *coordinator*; the coordinator verifies when the solver provides new information and decides if the behavior of the solver must be adapted using a *rule base*. They reported good results when this scheme was also applied to the p-median problem.

2.1.3 The Memetic Perspective: Toward Deep Architectures

One issue that is crucial in cooperative algorithms is the adequate management of the balance between exploration and exploitation of the search space. An efficient cooperative algorithm must deal with it; in this sense, this is one of the central tenets of memetic algorithms (MAs) (Neri and Cotta, 2012). In the so-called narrow vision of MAs, these techniques can be regarded as a combination of population-based optimization algorithms (that provide the exploration/diversification mechanism) and some form of local search (that is used for the exploitation/intensification of the search in certain parts of the search space). This can be readily generalized to a broader definition of MAs as methods that orchestrate the synergistic interplay of algorithmic components of global search and local search (Neri and Cotta, 2012). Note that this idea also lies at the core of the notion of *memetic computing*, which revolves about the harmonic coordination of complex computational structures composed of interacting modules (i.e., memes) for problem solving. Memetic computing thus places more emphasis on

the explicit management of memes, something which was already anticipated in the early stages of the paradigm and put to work in the early 2000s (Krasnogor and Smith, 2001).

This idea of orchestrating an adequate combination of algorithmic components, central to MAs and related techniques as described before, gives rise naturally to the notion of *deep metaheuristics*, cf. (Camacho et al, 2018): analogously to deep learning algorithms (LeCun et al (2015); Cui et al (2018)), which feature multiple processing layers to learn representations of data with multiple levels of abstraction, deep bioinspired algorithms (and deep metaheuristics in general) exhibit multiple interconnected layers (or components, since generally speaking there needs not be a well-defined layered hierarchy (Cui et al, 2019)) which contribute different desired features to the search process by encapsulating the tools required to tackle the different aspects of the complexity of the problem (and even those of the computational substrate), and whose interaction optimize the solving process. There are different reasons why metaheuristics in general (and population-based techniques in particular) are amenable to deep architectures (Wang et al, 2019). They are flexible search paradigms whose plasticity allows accommodating multiple components, and whose inherent resilience and decentralization (a particularly relevant property of population-based algorithms) favors their useful integration.

2.2 The Tool Switching Problem

The Tool Switching Problem (ToSP) is a hard optimization problem present in many flexible manufacturing systems. It considers a reconfigurable machine that has to process a number of jobs, each of them requiring a certain collection of tools for being accomplished. To this end, the machine is endowed with a magazine composed of a number of slots into which different tools can be loaded (each slot supports just one tool). Jobs are executed sequentially, and therefore each time a job is being processed, the corresponding tools must be loaded on the magazine, whose space is limited. The crux of the problem difficulty is the fact that the total number of the tools for processing all jobs is greater than the number of slots available in the magazine, and therefore, all of them cannot be simultaneously present in the magazine. This means that it is eventually necessary to perform a tool change, that is, some tool must be removed from the magazine and other tool has to replace it. In this context, the management of the tool changes is a challenging task that directly affects the efficiency of flexible manufacturing systems: an inadequate planning of jobs and/or a poor tool changing policy can result in excessive delays in the reconfiguration of the magazine as well as in the termination of the jobs.

Although the order of the tools in the magazine is normally not relevant, the need for a tool switching, in fact, depends on the order in which the jobs are run. That is, the objective of the ToSP consists of finding a suitable job sequence in which jobs will be executed, and the corresponding sequence for loading/unloading the tools so that the number of tool switchings is minimized (this rests on the assumption that the time needed to change a tool is a significant part of the processing time of all jobs and therefore, the tool changing policy significantly affects system performance).

2.2.1 Formal Representation

Two major elements are present in the definition of the ToSP: a machine M and a collection of jobs $J = \{J_1, \dots, J_n\}$ to be processed. The optimization process is guided by the tools required for each job. Also, there is a set of tools $T = \{\tau_1, \dots, \tau_m\}$, and that each job J_i requires a certain subset $T^{(J_i)} \subseteq T$ of tools to be processed. With regard to the machine, we will just consider the capacity C of the magazine, that is, the number of available slots. From the previous elements, the ToSP can be formalized as follows: let a ToSP instance be represented by a pair, $I = \langle C, A \rangle$ where C denotes the capacity of magazine, and A is a $m \times n$ binary matrix that defines the tool requirements to execute each job, i.e., $A_{ij} = 1$, if and only if, tool τ_i is required to execute job J_j , being 0 otherwise¹.

The solution to such an instance is a sequence $\langle J_{i_1}, \dots, J_{i_n} \rangle$, where i_1, \dots, i_n is a permutation of numbers $1, \dots, n$, determining the order in which the jobs are executed, and also a sequence T_1, \dots, T_n of tool configurations ($T_i \subseteq T$) determining which tools are loaded in the magazine at a certain time. Note that for this sequence of tool configurations to be feasible, it must hold that $T^{(J_{i_j})} \subseteq T_j$.

Let $\mathbb{N}_h = \{1, \dots, h\}$ henceforth. We will index jobs and tools with integers from \mathbb{N}_n and \mathbb{N}_m respectively. An integer linear programming (ILP) formulation for the ToSP is shown below, using two sets of zero-one decision variables:

- $x_{jk} = 1$ if the job $j \in \mathbb{N}_n$ is assigned to position $k \in \mathbb{N}_n$ in the sequence, and 0 otherwise —see Eqs. (2) and (3)—,
- $y_{ik} = 1$ if the tool $i \in \mathbb{N}_m$ is in the magazine at instant $k \in \mathbb{N}_n$, and 0 otherwise —see Eq. (4)—.

Processing each job requires a particular collection of tools loaded in the magazine. Also, we assume that no job requires a number of tools higher than the magazine capacity, i.e., $\sum_{i=1}^m A_{ij} \leq C$ for all $j \in \mathbb{N}_n$. Tool requirements are reflected in (5). Following the work by Bard (1988), we assume the initial condition $y_{i0} = 1$ for all $i \in \mathbb{N}_m$. This initial condition amounts to the fact that the initial loading of the magazine is not considered as part of the cost of the solution. The objective function $F(\cdot)$ counts the number of tool changes needed to complete a particular job sequence —see Eq. (1)—. We assume that the cost of each tool switching is unitary and constant.

$$\min F(y) = \sum_{j=1}^n \sum_{i=1}^m y_{ij}(1 - y_{i,j-1}) \quad (1)$$

$$\forall j \in \mathbb{N}_n : \sum_{k=1}^n x_{jk} = 1 \quad (2)$$

$$\forall k \in \mathbb{N}_n : \sum_{j=1}^n x_{jk} = 1 \quad (3)$$

$$\forall k \in \mathbb{N}_n : \sum_{i=1}^m y_{ik} \leq C \quad (4)$$

¹ We assume that $C < m$, otherwise the problem is trivial.

$$\forall j, k \in \mathbb{N}_n \forall i \in \mathbb{N}_m : A_{ij} x_{jk} \leq y_{ik} \quad (5)$$

$$\forall j, k \in \mathbb{N}_n \forall i \in \mathbb{N}_m : x_{jk}, y_{ij} \in \{0, 1\} \quad (6)$$

This general definition shown above corresponds to the uniform ToSP, in which each tool is adjusted to a single slot and all slots are considered the same size. The relevant decision is whether the tool is to be loaded or not in the magazine at any given time. Assuming this, if the job sequence is fixed, the optimal tool switching policy can be determined in polynomial time using a greedy procedure termed *Keep Tool Needed Soonest* (KTNS) (Bard, 1988; Tang and Denardo, 1988). The functioning of this procedure is as follows:

- At any instant, insert all the tools that are required for the current job.
- If one or more tools are inserted and there are no vacant slots on the magazine, keep the tools that are needed soonest. Let $J = \langle J_{i_1}, \dots, J_{i_n} \rangle$ be the job sequence, and let $T_k \subset \mathbb{N}_m$ be the tool configuration at time k . Let $\Xi_{jk}(J)$ be defined as

$$\Xi_{jk}(J) = \min \{t \mid (t > k) \wedge (A_{jJ_{i_t}} = 1)\}, \quad (7)$$

that is, the next instant after time k at which tool τ_j will be needed again given sequence J . If a tool has to be removed, the tool τ_{j^*} maximizing $\Xi_{jk}(J)$, is chosen, i.e., remove the tools whose next usage is furthest away in time.

The importance of this policy is that, as mentioned before, given a job sequence KTNS obtains its optimal number of tool switches.

2.2.2 Neighborhood Function

The permutational representation of the problem allows to define different structures, in particular, we focus in this paper on two structures, namely:

1. The well-known swap neighborhood $\mathcal{N}_{swap}(\cdot)$, in which two permutations are neighbors if they just differ in two positions of the sequence, that is, for a permutation $\pi \in \mathbb{P}_n$.

$$\mathcal{N}_{swap}(\pi) = \{\pi' \in \mathbb{P}_n \mid H(\pi, \pi') = 2\} \quad (8)$$

where $H(\pi, \pi') = n - \sum_{i=1}^n [\pi_i = \pi'_i]$ is the Hamming distance between sequences π and π' (the number of positions in which the sequences differ), and $[\cdot]$ is Iverson parenthesis (i.e., $[P] = 1$, if P is true, and $[P] = 0$ otherwise). Given the permutational nature of sequences, this implies that the contents of the two differing positions have been swapped.

2. The block neighborhood $\mathcal{N}_{block}(\cdot)$, a generalization of the swap neighborhood in which a permutation π' is a neighbor of permutation π , if the former can be obtained from the latter via a random block swap. A random block swap is performed as follows:
 - (a) A block length $b_l \in \mathbb{N}_{n/2}$ is uniformly selected at random.
 - (b) The starting point of the block $b_s \in \mathbb{N}_{n-2b_l}$ is subsequently selected at random.

- (c) Finally, an insertion point b_i is selected, such that $b_s + b_l \leq b_i \leq n - b_l$, and the segments $\langle \pi_{b_s}, \dots, \pi_{b_s+b_l-1} \rangle$ and $\langle \pi_{b_i}, \dots, \pi_{b_i+b_l-1} \rangle$ are swapped. Obviously, if the block length $b_l = 1$ then the operation reduces to a simple position swap, but this is not typically the case.

2.2.3 Tackling the ToSP

Different examples of this problem can be found in diverse fields, such as electronic products manufacturing, metallurgy, and aeronautics, among others (Bard, 1988; Tang and Denardo, 1988). Note that the ToSP is an extremely difficult problem. Indeed, the scale of difficulty depends on the number of jobs, the number of tools and the capacity of the magazine. This problem has been addressed with exact methods but with moderate success, as the ToSP has been shown as NP-hard problem when the capacity of the magazine is greater than two (as is the usual case). Hence, exact methods are inherently limited to tackle this problem

The ToSP has been addressed by considering different problem perspectives, such as an Integer Linear Programming (ILP) formulation (Tang and Denardo, 1988), a non-linear integer program with a dual-based relaxation heuristic (Bard, 1988), and a number of other methods such as exact algorithms (Laporte et al, 2004), and (non-cooperative) meta-heuristics (Al-Fawzan and Al-Sultan, 2003; Amaya et al, 2012, 2013).

Focusing on cooperative methods, Amaya et al (2010) proposed a hybrid cooperative model that used spatially-structured agents using specific local-search and population-based strategies, showing that this model provided better results than their constituent parts. Later, Amaya et al (2011) used a cooperative architecture where several agents cooperated in solving the same problem by using genetic algorithms in conjunction with both tabu search and hill climbing. This proposal benefited from maintaining a high diversity of possible solutions, as well as from providing a certain degree of independence in the exploration of different regions of the search space, similarly to the case of island-based evolutionary systems. Some instances of the proposed model performed significantly better than state-of-the-art methods. Going beyond these results, next section describes a generic meta-cooperative proposal which will be subsequently deployed on the ToSP.

3 A Framework for Deep Meta-Cooperation

The model proposed consists of the hierarchical aggregation at several levels of a pool of algorithmic agents –loaded with a particular metaheuristic and random initial solutions– that concurrently explore different parts of the search space. The search process is performed by each agent for a particular amount of time (or number of evaluations), after which the best solution found by each agent is distributed by the specific cooperative communication topology model at each level in which nested cooperation takes place. To formalize this idea, let us describe a basic template for cooperation which can then be recursively expanded into a certain deep architecture.

The basic cooperation template can be described following different taxonomies or models presented in the literature. Thus, it can be framed in the classification proposed by El-Abd and Kamel (2005) as a serial-heterogeneous scheme with implicit decomposition of the search space. It can also align with the DACOS system

Algorithm 1: Cooperative model

```

// Generate the initial solutions for each component
1 for  $i \in \mathbb{N}_n$  do
    // In the case of LS method only one solution is generated (i.e.
    //  $\#S_i = 1$ ). In population-based algorithms,  $\#S_i > 1$ 
2    $S_i \leftarrow \text{GENERATEINITIALPOPULATION}()$ ;
3 end for
4  $E_{\text{cycle}} \leftarrow E_{\text{max}}/\text{cycles}_{\text{max}}$ 
5  $\text{cycles} \leftarrow 1$ ;
6 while  $\text{cycles} \leq \text{cycles}_{\text{max}}$  do
7   for  $i \in \mathbb{N}_n$  do
8      $S_i \leftarrow a_i(E_{\text{cycle}}/n)$ ; // Apply the method in  $a_i(\cdot)$  during  $E_{\text{cycle}}/n$ 
      evaluations and return the solution/s found.
9   end for
10  for  $(i, j) \in \Lambda$  do
      // Minimization assumed w.l.o.g.
11    if  $\text{fitness}(\text{BEST}(S_i)) < \text{fitness}(\text{BEST}(S_j))$  then
12       $S_j \leftarrow S_j \cup \{\text{BEST}(S_i)\} \setminus \{\text{WORST}(S_j)\}$ ; // new accepted solution
13    end if
14  end for
15   $\text{cycles} \leftarrow \text{cycles} + 1$ ;
16 end while
17 return  $\arg \min\{\text{fitness}(\text{BEST}(S_i)) \mid i \in \mathbb{N}_n\}$ ;

```

proposed by García del Amo et al (2010) for the configuration and analysis of centralized cooperative systems. Let $\mathbb{N}_n = \{1, \dots, n\}$, and let R be an architecture with n agents, where each agent a_i ($i \in \mathbb{N}_n$) in R contains a metaheuristic, which can be a local search method, a population-based method, a hybrid technique or any other cooperative scheme. These agents engage in isolated exploration periods followed by synchronous communication. We denote as $\text{cycles}_{\text{max}}$ the maximum number of cycles of exploration/communication in this cooperative model.

Now, let S_i be the set of candidate solutions generated by agent a_i (i.e., by the execution of the metaheuristic² contained in the agent i), and let $\Lambda \subseteq \mathbb{N}_n \times \mathbb{N}_n$ be the communication topology³ in R . The functioning of the model is described in Algorithm 1. First, all agents start with random initial solutions (lines 1-3). Then, the algorithm is executed over a maximum number of cycles (lines 6-16), where in each cycle the search technique incorporated into each agent is executed to update its pool of associated solutions (lines 7-9). Of course, if the agent contains a LS method then only one solution will be in its solution pool and an improvement of this will be performed. However, if the agent has a population-based method then it generates a new set of solutions. Solutions are supplied from one agent to another, according to the topology considered (lines 10-14). An agent accepts a solution only if the received solution is better than the best solution stored by the agent in its corresponding set of candidate solutions (lines 11-13). Note that other

² For example, if the agent is loaded with a local search method then only one solution will be generated and kept so that $\#S_i = 1$, but if the agent is loaded with a population-based method—for example, a classical memetic or genetic algorithm—then a pool of candidate solutions will be generated so that $\#S_i \geq 1$, where $\#S_i$ indicates the cardinality of S_i .

³ That is, if $(i, j) \in \Lambda$ then a_i will send information to the agent a_j in each cycle of synchronization inside the execution of the cooperative algorithm as described later in this paper.

policies to send and receive solutions (to and from the agents in the architecture) might be considered (Nogueras and Cotta, 2014).

Regarding the communication topology, different settings can be used. Throughout this work the following ones have been considered:

- **Ring.** $\Lambda = \{(i, i(n) + 1) \mid i \in \mathbb{N}_n \text{ and } i(n) \text{ denotes } i \bmod n\}$. This imply a circular list of agents in which each node only sends information to its successor, and respectively, receives from its predecessor.
- **Broadcast.** $\Lambda = \mathbb{N}_n \times \mathbb{N}_n$, i.e., a *go with the winners*-like topology. Here, the best overall solution at each synchronization point is transmitted to all agents. This imply intensification over the same local region of the search space at the beginning of each cycle, performed by all the agents.
- **Random.** Λ is composed by n pairs (i, j) randomly sampled from $\mathbb{N}_n \times \mathbb{N}_n$. This sampling is performed each time the communication is carried out, and therefore, any of the two agents may eventually communicate at any synchronization point.

The algorithm will be executed for a maximum number of evaluations E_{\max} (value that has to be set initially) and for a given number of cycles $cycles_{\max}$ (also fixed initially). Note that each cycle in our cooperative algorithm consumes $E_{cycle} = E_{\max}/cycles_{\max}$ evaluations. This computational effort is then shared (in a uniform way) among all the n agents so that the specific search method of any agent consumes E_{cycle}/n evaluations at most.

The template shown in Algorithm 1 is thus parameterized by n , E_{\max} , $cycles_{\max}$, the set of metaheuristics loaded in agents a_1, \dots, a_n , and the communication topology Λ . Hence, it is possible to generate many different actual instances of this template by adequately parameterizing the model. In the following, $\Phi = cycles_{\max}\Lambda(a_1, a_2, \dots, a_n)$ will be used to denote a cooperative algorithm (an instance of the template shown in Algorithm 1) composed by n agents (a_1, a_2, \dots, a_n) , a communication topology $\Lambda \in \{\text{Ring}, \text{Broadcast}, \text{Random}\}$ and a maximum number of cycles $cycles_{\max}$, and where each agent a_i can be loaded with a specific optimization method. For example, a Ring topology-based cooperative algorithm composed of three agents loaded with a steepest-ascent hill climbing method (HC), a simulated annealing technique (SA) and a tabu search algorithm (TS), and with a maximum number of 4 cycles is denoted as $\Phi = 4\text{Ring}(\text{HC}, \text{SA}, \text{TS})$.

As mentioned before, any agent might also be loaded with a cooperative algorithm as defined above, hence resulting in a meta-cooperative algorithm. By extending the notation introduced previously, a meta-cooperative algorithm is represented as $\Phi^g = cycles_{\max}\Lambda(a_1, a_2, \dots, a_n)$, where g is the degree of meta-cooperation (or meta-cooperation depth). More precisely, let \mathcal{A} be a set of basic metaheuristics; the degree of meta-cooperation g of a meta-cooperative model $\Phi^g = cycles_{\max}\Lambda(a_1, a_2, \dots, a_n)$ determines the depth of meta-cooperation, and is based on the following recursive definition:

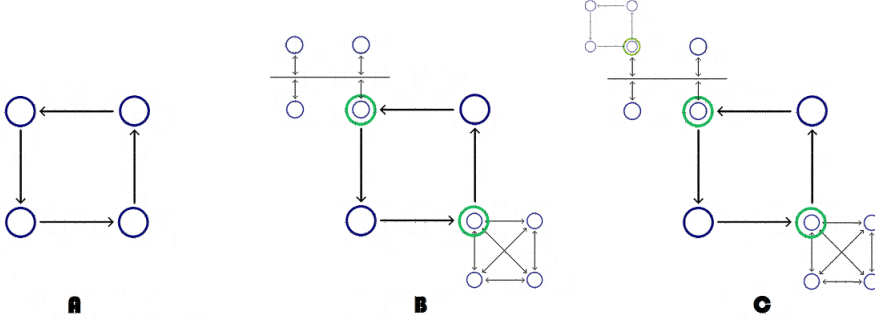


Fig. 1: Different instances of the meta-cooperative model: 0-level (Φ^0), 1-level (Φ^1), and a 2-level (Φ^2), respectively.

- (0) $\Phi^0 = \text{cycles}_{max} \Lambda(a_1, \dots, a_n)$ where
 $\forall i \in \mathbb{N}_n : a_i \in \mathcal{A}$.
- (1) $\Phi^1 = \text{cycles}_{max} \Lambda(a_1, \dots, a_n)$ where
 $\exists i \in \mathbb{N}_n : a_i = \Phi^0$ and
 $\forall j \in \mathbb{N}_n : (a_j = \Phi^0 \text{ or } a_j \in \mathcal{A})$
- \vdots
- (g) $\Phi^g = \text{cycles}_{max} \Lambda(a_1, \dots, a_n)$ where
 $\exists i \in \mathbb{N}_n : a_i = \Phi^{g-1}$ and
 $\forall j \in \mathbb{N}_n : \exists g' < g : (a_j = \Phi^{g'} \text{ or } a_j \in \mathcal{A})$

As an example, assume that \mathcal{A} contains a classical steepest ascent hill climbing method (HC), a memetic algorithm with tabu search (MATS), and an iterated local search method (ILS). Now, suppose we have three agents connected in a Ring topology, respectively loaded with HC, MATS and a cooperative algorithm that in turn connects three agents in a Broadcast topology, all of them loaded with ILS. This latter cooperative algorithm is denoted as $\Phi^0 = \text{Br}(\text{ILS}, \text{ILS}, \text{ILS})$ and represents a 0-level meta-cooperative algorithm, whereas the first mentioned algorithm is denoted as $\Phi^1 = \text{Ri}(\text{HC}, \text{MATS}, \Phi^0)$ and represents a 1-level meta-cooperative algorithm⁴.

In general, Φ^i represents an i -level meta-cooperative algorithm or, in other words, an n -agent cooperative algorithm in which, at least, one agent contains a meta-cooperative algorithm of level $i - 1$. Therefore, the general architecture of a meta-cooperative algorithm simply corresponds to a particular instance of the cooperative model described in Algorithm 1. Figure 1 shows different configuration examples of meta-cooperative algorithms.

Sub-figure 1(a) represents a 0-level meta-cooperative model denoted as $\Phi^0 = \text{Ri}(a_1, a_2, a_3, a_4)$ where a_i is any simple metaheuristic (e.g., a population-based metaheuristic). Sub-figure 1(b) represents a 1-level meta-cooperative model denoted as $\Phi^1 = \text{Ri}(a_1, \Phi_a^0, a_3, \Phi_b^0)$ where both $\Phi_a^0 = \text{Ra}(a'_1, a'_2, a'_3, a'_4)$ and $\Phi_b^0 = \text{Br}(a''_1, a''_2, a''_3, a''_4)$ represent 0-level meta-cooperative proposals. Sub-figure 1(c) rep-

⁴ For simplicity we have omitted the parameter cycles_{max} ; this will be done in the following when necessary to improve the legibility.

resents a 2-level meta-cooperative model denoted as $\Phi^2 = \text{Ri}(a_1, \Phi_a^0, a_3, \Phi_c^1)$ that contains a 0-level meta-cooperative algorithm (Φ_a^0) in one agent and a 1-level meta-cooperative algorithm $\Phi_c^1 = \text{Br}(a_1'', a_2'', a_3'', \Phi_d^0)$ loaded in other of its agents (and where $\Phi_d^0 = \text{Ri}(a_1''', a_2''', a_3''', a_4''')$ is a 0-level meta-cooperative algorithm).

4 Experiments and Results

4.1 Experimental setup

This section describes the experimental setup used for the evaluation of the meta-cooperative approach. For clarity, we firstly present considerations related to ToSP including benchmarks used. Later, the implemented algorithms involved in the experiments are discussed, as well as the considerations and parameters associated with each algorithmic proposal. Afterwards, specific scenarios will be implemented and put to test.

4.1.1 Benchmarking

As there is no standard benchmark for ToSP, a wide range of problem instances considered in the literature (Bard, 1988; Hertz et al, 1998; Al-Fawzan and Al-Sultan, 2003; Zhou et al, 2005) have been selected. More precisely, we chose 16 instances with number of jobs, machine capacity and number of tools in $[10, 50]$, $[4, 30]$ and $[9, 60]$, respectively. The same instances were used in (Amaya et al, 2010, 2011, 2012, 2013). Table 1 shows the different problem instances chosen for the experimental evaluation. Each instance is denoted as $C\zeta_n^m$ (n jobs, m tools and machine capacity C), and has different difficulty levels depending on the minimum and maximum number of tools required for all jobs.

Table 1: Instances of the problem considered in the experimental evaluation. The minimum and maximum number of tools required for all jobs, and the original work where they were published are indicated: [A] (Al-Fawzan and Al-Sultan, 2003), [B] (Bard, 1988), [H] (Hertz et al, 1998), [Z] (Zhou et al, 2005).

	$4\zeta_{10}^9$	$4\zeta_{10}^{10}$	$6\zeta_{10}^{15}$	$6\zeta_{15}^{12}$	$6\zeta_{15}^{20}$	$8\zeta_{20}^{15}$	$8\zeta_{20}^{16}$	$10\zeta_{20}^{20}$
Min.	2	2	3	3	3	3	3	4
Max.	4	4	6	6	6	8	8	10
Source	[B,Z]	[A,H]	[Z]	[B,Z]	[H]	[A]	[B,Z]	[B,Z]
	$10\zeta_{30}^{25}$	$15\zeta_{30}^{40}$	$15\zeta_{40}^{30}$	$20\zeta_{40}^{60}$	$24\zeta_{20}^{30}$	$24\zeta_{20}^{36}$	$25\zeta_{50}^{40}$	$30\zeta_{20}^{40}$
Min.	4	6	6	7	9	9	9	11
Max.	10	15	15	20	24	24	20	30
Source	[A]	[H]	[A]	[H]	[B,Z]	[B,Z]	[A]	[Z]

Five different datasets⁵ (i.e., relations among tools and jobs) were generated randomly per instance. The restriction that no job is covered by any other job,

⁵ All the datasets are available at <http://www.unet.edu.ve/~jedgar/ToSP/ToSP.htm>

in the sense that no job (in the sequence of jobs to execute) is part of another different job, has been considered to avoid trivial solutions (Bard, 1988; Zhou et al, 2005).

4.1.2 Metaheuristics

As previously explained, the meta-cooperative algorithms can be loaded with different metaheuristics, either basic ones (those in \mathcal{A}) or other meta-cooperative algorithms. Regarding \mathcal{A} we have considered the following methods, which have been used with success in the literature for solving the ToSP (we refer to the corresponding works for further details on these methods):

- Hill Climbing algorithm (HC) (Amaya et al, 2012): In this algorithm, the neighborhood is partially explored (only $4n$ solutions, where n is the number of jobs of the ToSP instance), and the best solution found is taken as the new current solution if it is better than the current one. If no best solution is found in the current neighbourhood, the search is considered stagnated, and can be restarted from a different initial point.
- Cross-entropy method with a single (CE) or with multiple (CEM) probabilistic mass functions (Amaya et al, 2013): In both methods n^2 solutions are generated by iteration cycle. The portion of elite solutions is defined as $\rho = 0.01$.
- Memetic evolutionary algorithm with tabu search (MATS) and with hill climbing (MAHC) (Amaya et al, 2012): These two MAs are based on an elitist generational model. The population size is 30, the crossover probability is set to 1.0 and mutation probability is defined as $1/\ell$, where ℓ is the length of the solution. A binary tournament selection is used, mutation uses random block swap, and recombination is based on alternating crossover position (APX) – recall solutions are permutation of jobs. The hybrid approach uses partial lamarkism, i.e., the local search is applied to a fraction of the individuals. The LS phase is applied to any individual with a probability p_{LS} ; in case of application, the improvement uses up LS_{evals} evaluations (or in the case of HC until stagnation, whatever occurs first). We used values of LS_{evals} equals to 200 and $p_{LS} = 0.01$.
- Basic Cooperative model $cycles_{max}A(\text{MAHC}, \text{MATS}, \text{MAHC})$ (Amaya et al, 2011): This cooperative model has been defined in Section 3. The memetic algorithms in the cooperative model uses the same parameters discussed before. Also, $cycles_{max} = 5$ and $\Lambda = \text{Ring}$.

We have implemented all metaheuristics and meta-cooperative models in Java. All experiments have been executed on a PC (Intel Celeron 1.5 GHz 512 MB) with Linux Debian (kernel 2.6.16-2-686). All algorithms were run 10 times on each dataset. This means that each algorithm was executed 50 times per problem instance. Also, for a given problem instance $C\zeta_n^m$, a maximum number of evaluations per run $E_{max} = \varphi n(m - C)$ (with $\varphi > 0$) was set. That is, the maximum number of evaluations depends on the instance used, being C the capacity of the magazine, m the number of tools, and n the number of jobs. Our previous experiments on the value of φ proved that $\varphi = 100$ is an appropriate value that allows to keep an acceptable relation between computational cost and solution quality.

4.1.3 Description of the scenarios

In this section different comparative studies are performed regarding the basic parameters of the meta-cooperative model shown in Algorithm 1. In each case, the results will be analyzed and compared with the best methods found until now.

The experiments are designed under considerations proposed by Amaya et al (2010): number of agents equals to 3 and the maximum number of cycles is set to 5. Additionally, only a limited set of basic algorithms (described in Section 4.1.2) are assessed. The main idea is to establish a framework to compare these algorithms in a fair way because of the combinatorial explosion of potential parameterizations.

The experiments are presented in 3 scenarios aimed to determine which is the most adequate meta-cooperative algorithm for the ToSP. The experimentation is conducted in an incremental way: initially, we consider the best cooperative algorithm known until now (i.e., 5Ri(MAHC,MATS,MAHC)) as a 0-level meta-cooperative algorithm, and use it as control algorithm (i.e., the technique with which to compare); then, in the first scenario, we compare this control algorithm with the 1-level meta-cooperative algorithm providing the best performance in this scenario. The best of these two algorithms is considered as the control algorithm in the next scenario. We thus aim to analyze meta-cooperative algorithms with different meta-cooperation depth ($g \in \{1, 2, 3\}$).

Note that the number of metaheuristics that can be loaded in the agents of a cooperative algorithm is finite in our experiments but there is a high number of possible combinations. So, to limit the number of experiments, only 5 families of metaheuristics are considered, given the best results published until now. Thus, we will restrict our experimental analysis to the following algorithms:

- $5A(\Phi^{g-1}, CE, HC)$,
- $5A(\Phi^{g-1}, CEM, HC)$,
- $5A(\Phi^{g-1}, MAHC, CE)$,
- $5A(\Phi^{g-1}, MAHC, CEM)$
- $5A(\Phi^{g-1}, MAHC, HC)$

where Φ^{g-1} is a $(g - 1)$ -level-meta-cooperative model.

These scenarios will guide us to determine the influence of the meta-cooperation depth in the ToSP and whether there is some depth level in which noticeable degradation of performance ensues, that is, to understand when the performance decreases if we consider the next level of meta-cooperation. Moreover, a discussion comparing the different topologies used in the meta-cooperative models will be presented.

Table 2 summarize all the parameters used in the experiments.

4.2 Results

This section describes the obtained results of the performance of the algorithms in the different scenarios. To analyze the results a rank-based approach has been used. This approach is based on computing the rank r_j^i of each algorithm j on each instance i : rank 1 for the best, and rank k for the worst, where k is the number of algorithms compared. That way we can compare the average rank of each algorithm, and perform appropriate non-parametric statistical tests.

General	
Capacity of the magazine	C
Number of tools	m
Number of jobs of the TSP instance	n
E_{max}	$\varphi n(m - C)$
φ	100
Runs per dataset	10
Runs per instance	5
Number of agents in each scenario	3
$cycles_{max}$	5
Hill Climbing	
Solutions of the neighborhood	$4n$
CE and CEM	
Solutions per iteration	n^2
ρ	0.01
MATS and MAHC	
Population size	30
Crossover probability	1
Mutation probability	$1/\ell$
pLS	0.01
LS_{evals}	200

Table 2: Summary of the parameters used in the experiments.

4.2.1 Basic Metaheuristics

Initially, we executed the basic metaheuristics discussed in Section 4.1.2. Each one of the five datasets was tested 10 times for each metaheuristic. The results of executing the algorithms for the different instances can be seen in Table 3, showing the average results and standard deviation for each instance. This table also shows the different topologies used in the cooperative algorithm. It can be observed that the best algorithms are CEM, CE, 5Ri(MAHC,MATS,MAHC) and MAHC. In particular, CEM is the one that obtains the best average results in all instances, consistently with the good behavior of this algorithm as reported in the literature. Note also that the primary goal of the experimentation with this scenario is obtaining the baseline performance of the algorithms, in order to dive into progressively larger architectural depth as shown in the following.

4.2.2 Scenario with 1-level-meta-cooperative model

The best cooperative model for the ToSP, i.e., $\Phi^0 = 5Ri(MAHC,MATS,MAHC)$ (Amaya et al, 2010), has been selected in this scenario. For reasons of simplicity we will denote Φ^0 from now on as Hu⁶. Five metaheuristics combinations (or families) were generated for the 1-level-meta-cooperative model as aforementioned: $5\Lambda(Hu,CE,HC)$, $5\Lambda(Hu,CEM,HC)$, $5\Lambda(Hu,MAHC,CE)$, $5\Lambda(Hu,MAHC,CEM)$ and $5\Lambda(Hu,MAHC,HC)$. In addition, each one of the five combinations was tested with each one of the three topologies considered in this paper (i.e., **Random**, **Ring** and **Broadcast**). Table 4 summarizes the results obtained by the set of 1-level-meta-cooperative algorithms (termed as Φ^1) applied to optimize the 16 problem instances presented in Table 1.

⁶ Hu, Ca and Ox are 1, 2 and 3 in Mayan language, respectively.

In general, it is observed that these meta-cooperative algorithms exhibit good performance, particularly in schemes $5A(Hu,CEM,HC)$ and $5A(Hu,MAHC,CEM)$. To determine the behavior of the best meta-cooperative algorithms, a rank analysis was conducted, whose results are shown in Figure 2. Note how $5A(Hu,MAHC,CEM)$ and $5A(Hu,CEM,HC)$ obtained better results than CEM, the state-of-the-art algorithm in the literature and the best performing technique in the previous step.

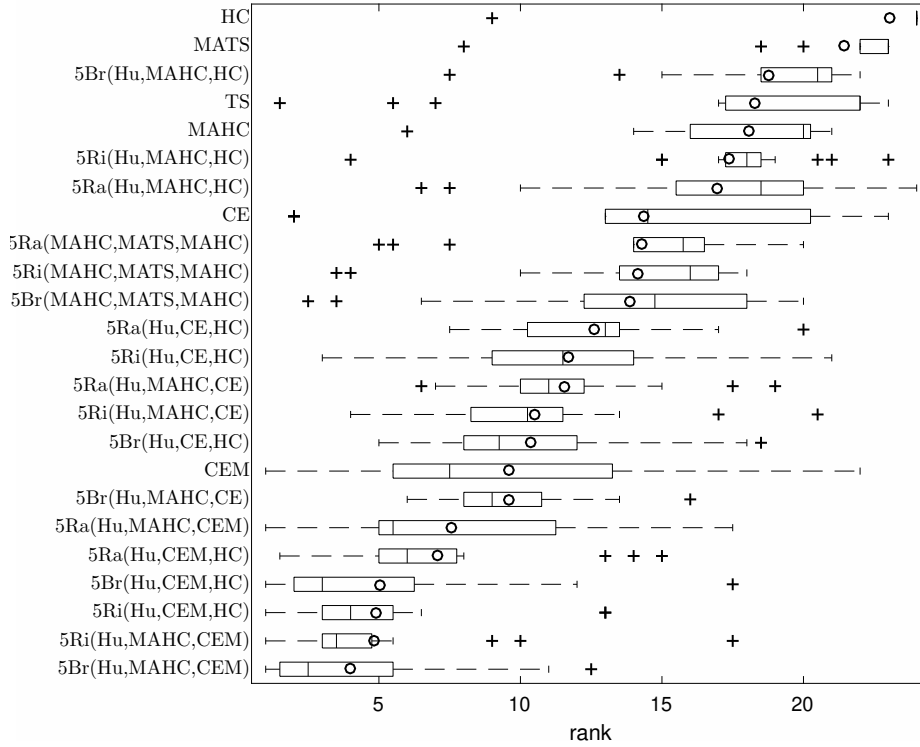


Fig. 2: Rank distribution for 1-level-meta-cooperative algorithms with respect to the best algorithmic approaches to solve the ToSP. In this figure and in subsequent ones, each box comprises the second and third quartiles of the distribution, the median (resp. mean) is marked with a vertical line (resp. circle), whiskers span 1.5 times the inter-quartile range, and outliers are indicated with a plus sign.

Two well-known non-parametric statistical tests to compare ranks have been used: firstly, Quade test indicates that the statistical values obtained are considerably higher than the critical value, both when the whole collection of twenty-four algorithms (fifteen 1-level meta-cooperative approaches plus the nine basic algorithms considered in previous subsection) is considered, or just the top-ten performing ones (p -values ≈ 0 in both cases). Therefore, the null hypothesis — i.e. all algorithms are equivalent — may be rejected with very high confidence.

Subsequently, Holm test has been used to assess the relative performance of different algorithms with respect to the control algorithm (the algorithm with the best average rank). The results are shown in Table 7 for the top-ten algorithms. The control algorithm, i.e., 5Br(Hu,MAHC,CEM) passes the test with a confidence level of 95% for all algorithms except 5Ri(Hu,MAHC,CEM), 5Br(Hu,CEM,HC) and 5Ri(Hu,CEM,HC). The difference with respect to CEM is thus deemed significant. Note in any case the prevalence of CEM (a top-performing technique on itself) as a constituent part of the best cooperative models. This underpins their capability for enhancing in a synergistic way the performance of methods in lower levels of the cooperation hierarchy.

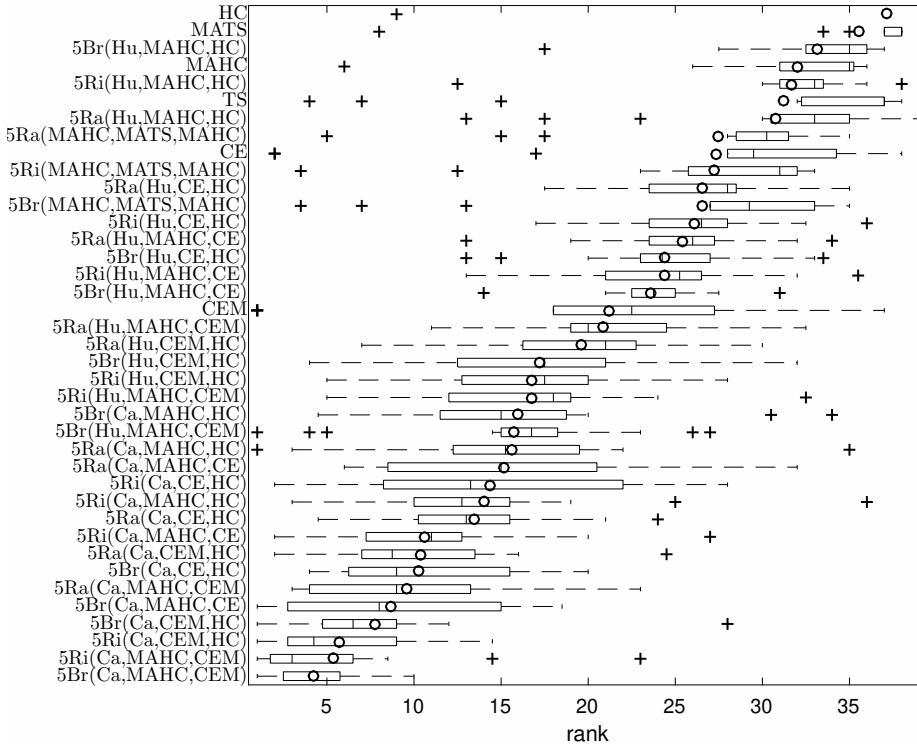


Fig. 3: Rank distribution for 2-level-meta-cooperative models.

4.2.3 Scenario with 2-level-meta-cooperative models

Since 1-level-meta-cooperative results were better than those obtained by the best cooperative methods described so far, we proceed to perform an experimental analysis with the same 5 schemes $5A(\Phi^1, CE, HC)$, $5A(\Phi^1, CEM, HC)$, $5A(\Phi^1, MAHC, CE)$, $5A(\Phi^1, MAHC, CEM)$ and $5A(\Phi^1, MAHC, HC)$, but in this case

$\Phi^1 = 5\text{Br}(\text{Hu}, \text{MAHC}, \text{CEM})$ (which will be denoted from now on as **Ca**, for reasons of simplicity) is the best meta-cooperative algorithm found in level 1. Table 5 shows the computational results for the 16 instances of the ToSP for this depth of meta-cooperation. In general, all $5A(\text{Ca}, \star, \star)$ combinations (where \star represents any basic algorithm) outperforms the results of previous meta-cooperative models.

As in the previous scenario, and in order to analyze the significance of the results, but also to obtain a global perspective on how compare with each other the algorithms, we use a rank-based approach as previously explained. The distribution of these ranks are shown in Figure 3. It can be seen that Φ^2 models outperform Φ^1 models, in particular $5A(\text{Ca}, \text{MAHC}, \text{CEM})$ and $5A(\text{Ca}, \text{CEM}, \text{HC})$. But also, as in previous scenario, using CEM at 0-level implies better performance over the other basic algorithm combinations that do not use it. This is also confirmed by the statistical tests. Firstly, the output of Quade test for this scenario shows that the statistic values (both for all algorithms, and for the top-ten) are clearly higher than the critical values (p -value ≈ 0 again), hence indicating the global differences are statistically significant. Then, Holm test is conducted using $5\text{Br}(\text{Ca}, \text{MAHC}, \text{CEM})$ –the algorithm with best mean rank– as control algorithm. As shown in Table 8, a statistically significant difference is noted with respect to variants that do not use CEM or that use the **Random** topology (and conversely, there is no statistically significant difference with variants using CEM and **Broadcast/Ring** topology). This underpins the importance of building on top components from lower layers of the architectural hierarchy, as well as the relevance of a more regular communication topology (observe in this regard how **Random** was not profusely represented in the top-10 for 1-level models –Table 7– and such models were found to be outperformed by the control algorithm with statistical significance).

4.2.4 Scenario with 3-level-meta-cooperative models

Results from previous section shown that the control algorithm uses **Ca**, **MAHC** and **CEM** with **Broadcast** topology. We have thus used this algorithm as building block to construct the next level. As in previous sections, we use for simplicity the denomination **Ox** for this algorithm $\Phi^2 = 5\text{Br}(\text{Ca}, \text{MAHC}, \text{CEM})$. Thus, we have used **Ox** as Φ^2 to execute the five schemes described above, i.e., $5A(\Phi^2, \text{CE}, \text{HC})$, $5A(\Phi^2, \text{CEM}, \text{HC})$, $5A(\Phi^2, \text{MAHC}, \text{CE})$, $5A(\Phi^2, \text{MAHC}, \text{CEM})$ and $5A(\Phi^2, \text{MAHC}, \text{HC})$. The computational results are shown in Table 6. A first observation is immediately obtained: the performance of Φ^3 models is worse than that of algorithms based on the 2-level meta-cooperation scheme $5\text{Br}(\text{Ca}, \star, \star)$. This is also reflected in the rank-based analysis depicted in Figure 4. No Φ^3 model makes it into the top-10 section (the best **Ox**-based variant ranks in 13th position). Indeed, Quade test is passed both for the whole collection of algorithms and for the top-ten algorithms (p -value ≈ 0), indicating in this case that Φ^3 models are significantly outperformed by Φ^2 algorithms⁷. The model seems to have hit the maximum depth level at which useful cooperation is established. Clearly, the increased depth has a toll on the computational budget allocated to each component of the particular instance considered. As a result, these cannot take advantage of such a small budget. Basically,

⁷ It must be noted that Holm test would in this case be equivalent to the test performed in the previous section since the top-ten algorithms are exactly the same ones.

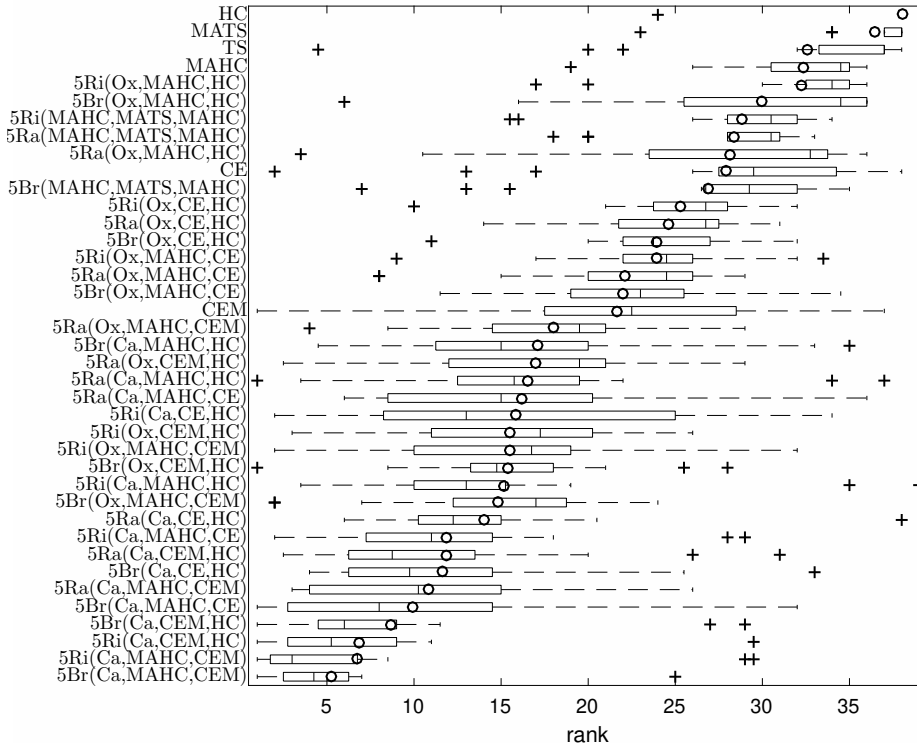


Fig. 4: Rank distribution for 3-level-meta-cooperative models.

the search effort is overdiversified in light of the computational challenge they had to face.

4.2.5 Comparison of topologies used in the meta-cooperative models

In order to determine the topology that best adapts to the meta-cooperative models considered, we proceed to perform an analysis of the results obtained, factorizing along this topological dimension for the highest level of cooperation. To this end, we use the same rank-based analysis utilized in previous section, comparing in this case the three topologies for each combination of constituent algorithms and problem instance. This analysis has been performed individually per scenario (1-level, 2-level and 3-level), as well as globally for all of them.

Figure 5 shows the outcome of the analysis. The relative ranking is consistently $\text{Broadcast} < \text{Ring} < \text{Random}$. Indeed, in all cases Quade test is passed with p -value ≈ 0 . When the scenarios are analyzed separately, Holm test indicates that **Broadcast** (the control topology with the best average performance) is significantly better than **Random** (see Tables 9–11). As anticipated before, the irregularity of this latter topology tends to reduce the intensification of the algorithm as a whole, as opposed to the more exploitative **Broadcast** topology. The **Ring** topology lies in the

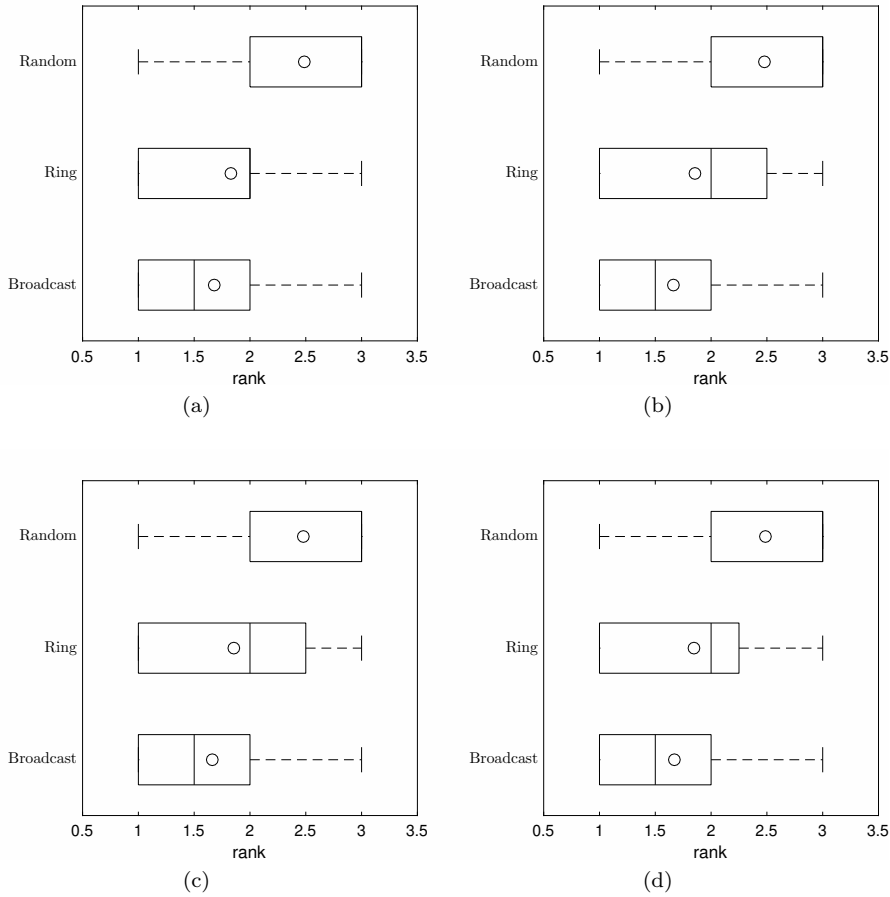


Fig. 5: Rank distribution of each interconnection topology. (a) 1-level (b) 2-level (c) 3-level (d) global for all models

middle ground, not being significantly worse than **Broadcast** in each of the three scenarios independently (p -values between 0.11 and 0.17). However, when the data for all scenarios is aggregated, the superiority of **Broadcast** can be determined over **Ring** as well (p -value ≈ 0.025) as shown in Table 12. This underpins the importance of establishing strong synchronization within the involved techniques as an intensification factor to balance the inherent diversification provided by the diversity of search algorithms at multiple levels.

4.2.6 Discussion

There are two major high-level factors affecting the balance between intensification and diversification in the model: the number of agents and the depth of meta-cooperation. As indicated before, for a given fixed computational budget, having

a higher number of agents implies each of them receives a lower amount of resources for conducting the search. At some point, such resources may not be enough for attaining adequate convergence to high-quality regions of the search space (or at least, not enough for establishing an adequate cooperation and benefiting from migrated information). This is also important in light of the depth of the model, since the latter will typically correlate with a higher number of agents (hence the previous issue would be applicable). Notice also that deeper architectures will also result in a more complex spatial structure through which information diffusion will be more gradual. This also contributes to a more diversified search. The designer has in this sense several degrees of freedom to try to find an adequate balance. Firstly, picking agents whose search profile provide higher intensification (as it the case of e.g., CEM in this context) in order to counterbalance to some extent the larger diversification. Secondly, adjusting the interconnection topology for faster diffusion of information (hence, the better performance of the **Broadcast** topology from a global perspective here). Of course, increasing the intensification at any level within the system can eventually result in premature convergence of individual agents, so one can expect performance to hit a plateau and decrease onward upon reaching a certain depth (which will depend on the nature of the problem considered and the techniques involved).

5 Conclusions

Deep meta-cooperative optimization models are an appropriate model for the integration of different search techniques, each of them with a different view of the search space. Thus combining different search patterns and levels of meta-cooperation, the process can take advantage from an increased ability to escape from local optima and focus on promising regions of the search space. As in deep learning models, interpretability is an issue. Being structurally-complex models, design decisions can have non-linear effects in performance. While this might highlight the need for further studies on the dynamics of the search, it also points towards the incorporation of self- \star properties (Babaoglu et al, 2005; Berns and Ghosh, 2009) as a means for self-managing the optimization process. Also, it is clear that this kind of models may only be useful in scenarios where individual search algorithms are not powerful enough on their own, so as to avoid using a sledgehammer to crack nuts, wasting computational resources in unproductive explorations.

An empirical evaluation performed on the ToSP, a hard combinatorial optimization problem, provides evidence of the validity and efficiency of the proposed techniques. The results show that for this problem an architecture with two nested levels of meta-cooperation (i.e., with a depth of three algorithmic layers) provides better computational results than well known algorithms for the resolution of the problem, such as basic memetic algorithms, cross-entropy methods and single-level cooperative methods. Moreover, the results show that it is possible to generate schemes that improve the overall performance of these methods in particular by including them in a deeper meta-cooperative scheme. Indeed, the experimentation indicates that 2-level-meta-cooperative algorithms outperform the algorithms of levels 0 (state-of-the art cooperative algorithms applied to handle the ToSP) and 1. Performance degrades when going beyond this point, indicating that the depth

of meta-cooperation needs to be tuned depending on factors such as the scale of the problem and possibly the structure of the search landscape as well.

Future work will extend the experimental setup by putting the model to test under different scales, be it regarding the problem instances or the model itself. A forensic analysis of the population statistics will be conducted to determine the search behavior of each component of the hierarchy. The selection of migrants is another factor whose influence should be studied, since the use of different strategies (random selection, selection based on diversity, etc.) may play an important role in adjusting the intensification/diversification balance of the algorithm. Parallelization of the method is also of the foremost interest: as the number of evaluations in each cycle is divided by the number of agents, different execution times are expected, and therefore, different asynchronous communication mechanisms and topologies, implying comparisons and load balancing experiments, would be required. This is naturally amenable to the incorporation of self-adaptive capabilities whereby parameters or even the system structure itself is subject to change according to what has been found by the algorithms up-to-now. Results from hierarchical genetic search systems (Schaefer and Kołodziej, 2002; Schaefer et al, 2012) can pave the way to this end.

Acknowledgements

The authors wish to thank the anonymous reviewers for their helpful comments. The first author thanks to the Decanato de Investigación of UNET the partial support of the present research. Second and third author were partially supported by Universidad de Málaga, Campus de Excelencia Internacional Andalucía Tech, and also by research projects Ephemech⁸ (TIN2014-56494-C4-1-P), and DeepBio⁹ (TIN2017-85727-C4-01-P), funded by Ministerio Español de Economía y Competitividad. Fourth author was also partially supported by “Ayuda del Programa de Fomento e Impulso de la Actividad Investigadora de la Universidad de Cádiz”.

References

- Al-Fawzan MA, Al-Sultan KS (2003) A tabu search based algorithm for minimizing the number of tool switches on a flexible machine. *Comput Ind Eng* 44(1):35–47
- Aldous D, Vazirani UV (1994) ”go with the winners” algorithms. In: 35th Annual Symposium on Foundations of Computer Science, Santa Fe, New Mexico, USA, 20-22 November 1994, IEEE Computer Society, pp 492–501
- Amaya JE, Cotta C, Fernández AJ (2008) A memetic algorithm for the tool switching problem. In: Blesa MJ, Blum C, Cotta C, Fernández AJ, Gallardo JE, Roli A, Sampels M (eds) *Hybrid Metaheuristics*, 5th International Workshop, HM 2008, Málaga, Spain, October 8-9, 2008. *Proceedings*, Springer, *Lecture Notes in Computer Science*, vol 5296, pp 190–202
- Amaya JE, Cotta C, Fernández Leiva AJ (2010) Hybrid cooperation models for the tool switching problem. In: González JR, Pelta DA, Cruz C, Terrazas G,

⁸ <https://ephemech.wordpress.com/>

⁹ <https://deepbio.wordpress.com>

- Krasnogor N (eds) *Nature Inspired Cooperative Strategies for Optimization, NICSO 2010*, May 12-14, 2010, Granada, Spain, Springer, Studies in Computational Intelligence, vol 284, pp 39–52
- Amaya JE, Cotta C, Fernández Leiva AJ (2011) Memetic cooperative models for the tool switching problem. *Memet Comput* 3(3):199–216
- Amaya JE, Cotta C, Fernández Leiva AJ (2012) Solving the tool switching problem with memetic algorithms. *AI EDAM* 26(2):221–235
- Amaya JE, Cotta C, Fernández Leiva AJ (2013) Cross entropy-based memetic algorithms: An application study over the tool switching problem. *Int J Comput Intell Syst* 6(3):559–584
- Anandalingam G, Friesz TL (1992) Hierarchical optimization: An introduction. *Annals OR* 34:1–11
- Babaoglu O, Jelasity M, Montresor A, Fetzer C, Leonardi S, van Moorsel A, van Steen M (eds) (2005) *Self-star Properties in Complex Information Systems*, Lecture Notes in Computer Science, vol 3460. Springer-Verlag, Berlin Heidelberg
- Bard JF (1988) A heuristic for minimizing the number of tool switches on a flexible machine. *IIE Trans* 20(4):382–391
- Berns A, Ghosh S (2009) Dissecting self- \star properties. In: *Third IEEE International Conference on Self-Adaptive and Self-Organizing Systems - SASO 2009*, IEEE Press, San Francisco, CA, pp 10–19
- Byrski A, Schaefer R, Smolka M, Cotta C (2013) Asymptotic guarantee of success for multi-agent memetic systems. *Bulletin of the Polish Academy of Sciences Technical Sciences* 61(1):257 – 278
- Camacho D, Lara-Cabrera R, Merelo Guervós JJ, Castillo PA, Cotta C, Fernández Leiva AJ, Fernández de Vega F, Chávez de la O F (2018) From ephemeral computing to deep bioinspired algorithms: New trends and applications. *Future Generation Comp Syst* 88:735–746
- Corona CC, Pelta DA (2009) Soft computing and cooperative strategies for optimization. *Appl Soft Comput* 9(1):30–38
- Crainic TG, Toulouse M (2007) Explicit and emergent cooperation schemes for search algorithms. In: Maniezzo V, Battiti R, Watson J (eds) *Learning and Intelligent Optimization 2007*, Springer, Lecture Notes in Computer Science, vol 5313, pp 95–109
- Crainic TG, Gendreau M, Hansen P, Mladenovic N (2004) Cooperative parallel variable neighborhood search for the p -median. *J Heuristics* 10(3):293–314
- Cui Z, Xue F, Cai X, Cao Y, Wang G, Chen J (2018) Detection of malicious code variants based on deep learning. *IEEE Trans Industrial Informatics* 14(7):3187–3196
- Cui Z, Du L, Wang P, Cai X, Zhang W (2019) Malicious code detection based on cnns and multi-objective algorithm. *J Parallel Distrib Comput* 129:50–58
- El-Abd M, Kamel M (2005) A taxonomy of cooperative search algorithms. In: Blesa MJ, Blum C, Roli A, Sampels M (eds) *Hybrid Metaheuristics, Second International Workshop, HM 2005*, Barcelona, Spain, August 29-30, 2005, Proceedings, Springer, Lecture Notes in Computer Science, vol 3636, pp 32–41
- Fernández-Leiva AJ, Gutiérrez-Fuentes Á (2018) On distributed user-centric memetic algorithms. *Soft Computing* DOI 10.1007/s00500-018-3049-5
- Gallardo JE, Cotta C, Fernández AJ (2007) On the hybridization of memetic algorithms with branch-and-bound techniques. *IEEE Trans Systems, Man, and Cybernetics, Part B* 37(1):77–83

- García del Amo IJ, Pelta DA, Masegosa AD, Verdegay JL (2010) A software modeling approach for the design and analysis of cooperative optimization systems. *Softw, Pract Exper* 40(9):811–823
- Hertz A, Laporte G, Mittaz M, Stecke K (1998) Heuristics for minimizing tool switches when scheduling part types on a flexible machine. *IIE Trans* 30:689–694
- Jourdan L, Basseur M, Talbi E (2009) Hybridizing exact methods and metaheuristics: A taxonomy. *Eur J Oper Res* 199(3):620–629
- Krasnogor N, Smith J (2001) Emergence of profitable search strategies based on a simple inheritance mechanism. In: Spector L, et al (eds) *Genetic and Evolutionary Computation Conference 2001*, Morgan Kaufmann, San Francisco CA, pp 432–439
- Laporte G, Salazar-González JJ, Semet F (2004) Exact algorithms for the job sequencing and tool switching problem. *IIE Trans* 36(1):37–45
- LeCun Y, Bengio Y, Hinton GE (2015) Deep learning. *Nature* 521(7553):436–444
- Lim TY (2014) Structured population genetic algorithms: a literature survey. *Artif Intell Rev* 41(3):385–399
- Malek R (2009) Collaboration of metaheuristic algorithms through a multi-agent system. In: Marik V, Strasser TI, Zoitl A (eds) *Holonic and Multi-Agent Systems for Manufacturing, 4th International Conference on Industrial Applications of Holonic and Multi-Agent Systems, HoloMAS 2009*, Linz, Austria, August 31 - September 2, 2009. *Proceedings, Springer, Lecture Notes in Computer Science*, vol 5696, pp 72–81
- Neri F, Cotta C (2012) Memetic algorithms and memetic computing optimization: A literature review. *Swarm Evol Comput* 2:1–14
- Nogueras R, Cotta C (2014) An analysis of migration strategies in island-based multimemetic algorithms. In: Bartz-Beielstein T, et al (eds) *Parallel Problem Solving from Nature - PPSN XIII*, Springer Verlag, Berlin Heidelberg, *Lecture Notes in Computer Science*, vol 8672, pp 731–740
- Schaefer R, Kolodziej J (2002) Genetic search reinforced by the population hierarchy. In: Jong KAD, Poli R, Rowe JE (eds) *Foundations of Genetic Algorithms VII*, Morgan Kaufmann, pp 383–400
- Schaefer R, Byrski A, Kolodziej J, Smolka M (2012) An agent-based model of hierarchic genetic search. *Computers & Mathematics with Applications* 64(12):3763–3776
- Talbi E, Bachelet V (2006) COSEARCH: A parallel cooperative metaheuristic. *J Math Model Algorithms* 5(1):5–22
- Tang CS, Denardo EV (1988) Models arising from a flexible manufacturing machine, part I: minimization of the number of tool switches. *Oper Res* 36(5):767–777
- Vasile M, Ricciardi LA (2017) Multi agent collaborative search. In: Schütze O, Trujillo L, Legrand P, Maldonado Y (eds) *NEO 2015 - Results of the Numerical and Evolutionary Optimization Workshop NEO 2015 held at September 23-25 2015 in Tijuana, Mexico*, Springer, *Studies in Computational Intelligence*, vol 663, pp 223–252
- Wang G, Cai X, Cui Z, Min G, Chen J (2019) High performance computing for cyber physical social systems by using evolutionary multi-objective optimization algorithm. *IEEE Transactions on Emerging Topics in Computing*

Zhou BH, Xi LF, Cao YS (2005) A beam-search-based algorithm for the tool switching problem on a flexible machine. *Int J Adv Manuf Technol* 25(9):876–882

A Tables of Computational Results

This appendix section shows the computational results for each level in Tables 4, 5, and 6 respectively.

Table 3: Computational results with HC, TS, memetic algorithms with HC—as proposed in (Amaya et al, 2008)—, cooperative models $cycles_{max} \lambda(MAHC, MATS, MAHC)$ —as proposed in (Amaya et al, 2011)— standard CE and CEM with 4 PMFS. \bar{x} = mean number of tool switches. σ = mean standard deviation.

	HC	TS	MAHC	MATS	5Br(MAHC,MATS,MAHC)	5Ra(MAHC,MATS,MAHC)	5Ri(MAHC,MATS,MAHC)	CE	CEM
$4\zeta_{10}^9$	\bar{x} 8.4	8.08	8.1	8.14	8.04	8.0	7.98	8.12	8.06
	σ 1.0	0.74	0.75	0.87	0.82	0.82	0.79	0.36	0.44
$4\zeta_{10}^{10}$	\bar{x} 9.6	8.8	8.94	9.08	8.74	8.8	8.86	9.04	9.04
	σ 1.57	1.61	1.62	1.66	1.61	1.6	1.71	0.43	0.26
$6\zeta_{10}^{15}$	\bar{x} 14.7	13.68	13.89	13.86	13.72	13.82	13.76	14.02	14.0
	σ 2.25	2.1	1.99	2.03	2.05	1.97	2.11	0.47	0.51
$6\zeta_{15}^{12}$	\bar{x} 20.1	16.46	16.26	16.9	15.94	16.04	16.12	16.04	15.64
	σ 2.05	1.93	1.79	2.07	1.96	2.03	1.82	0.9	0.63
$6\zeta_{15}^{20}$	\bar{x} 26.54	23.02	23.18	23.14	22.78	22.92	22.84	23.3	23.26
	σ 2.4	2.0	1.96	2.01	1.91	1.85	2.04	1.0	0.9
$8\zeta_{20}^{15}$	\bar{x} 28.9	23.62	22.86	24.46	23.0	22.92	22.9	22.28	21.58
	σ 4.17	3.63	3.41	3.62	3.44	3.52	3.37	0.89	0.7
$8\zeta_{20}^{16}$	\bar{x} 33.78	27.92	27.24	28.66	27.12	26.74	26.78	26.18	25.78
	σ 2.48	2.13	2.22	2.08	2.02	2.13	1.96	1.09	0.67
$10\zeta_{20}^{20}$	\bar{x} 37.46	30.72	30.53	31.38	30.16	30.16	30.26	30.28	29.28
	σ 2.88	2.5	2.49	2.33	2.38	2.34	2.38	0.69	0.72
$10\zeta_{30}^{25}$	\bar{x} 85.46	67.72	64.32	68.24	64.58	64.92	64.3	60.24	59.04
	σ 2.97	1.52	2.4	1.84	1.89	1.98	1.93	1.46	0.97
$15\zeta_{30}^{30}$	\bar{x} 121.2	101.72	99.7	102.34	99.2	99.14	98.64	96.72	94.94
	σ 14.61	13.07	12.82	12.46	12.8	12.99	12.41	1.59	1.28
$15\zeta_{40}^{30}$	\bar{x} 127.54	101.9	95.86	103.3	95.1	95.26	95.46	88.62	86.3
	σ 9.51	8.14	7.52	8.26	6.95	7.93	7.62	1.33	1.32
$20\zeta_{40}^{60}$	\bar{x} 248.7	213.74	206.3	212.2	206.2	205.66	206.0	199.1	195.98
	σ 10.17	8.38	8.81	8.73	8.41	8.27	7.92	2.13	2.01
$24\zeta_{30}^{30}$	\bar{x} 30.24	25.04	24.78	25.76	24.34	24.66	24.34	23.98	23.46
	σ 3.69	3.02	3.29	3.55	3.05	3.5	3.1	0.83	0.59
$24\zeta_{36}^{36}$	\bar{x} 53.24	45.9	44.87	46.71	45.0	44.98	44.92	45.12	43.96
	σ 9.33	8.98	7.55	9.4	8.1	7.98	8.02	1.28	0.98
$25\zeta_{30}^{40}$	\bar{x} 191.02	153.58	144.18	157.44	143.38	143.92	144.72	131.88	130.76
	σ 13.36	12.89	11.94	12.07	12.31	12.76	11.67	2.0	1.74
$30\zeta_{20}^{40}$	\bar{x} 49.12	42.12	41.3	42.06	40.86	40.8	41.04	40.84	40.08
	σ 5.29	4.34	4.41	5.17	4.25	4.4	4.66	1.24	1.1

Table 4: Computational results with meta-cooperative models 5A(Hu, ..., ...) where $Hu=5Ri((MAHC,MATS,MAHC)$. \bar{x} = mean number of tool switches. σ = mean standard deviation. Recall we are using the notation $C\zeta^n$, where C is the magazine capacity, m is the total number of tools and n is the number of jobs.

	$5R(Hu,CE,HC)$	$5R(Hu,CEM,HC)$	$5R(Hu,MAHC,CE)$	$5R(Hu,MAHC,CEM)$	$5R(Hu,MAHC,HC)$	$5R(Hu,CE,HC)$	$5R(Hu,CEM,HC)$	$5R(Hu,MAHC,CE)$	$5R(Hu,MAHC,CEM)$	$5R(Hu,MAHC,HC)$	$5R(Hu,CE,HC)$	$5R(Hu,CEM,HC)$	$5R(Hu,MAHC,CE)$	$5R(Hu,MAHC,CEM)$	$5R(Hu,MAHC,HC)$
$4\zeta_{10}^9$	\bar{x}	8.06	7.96	8.02	8.04	8.0	7.96	8.02	8.08	8.0	8.08	7.98	8.1	8.08	7.98
	σ	0.79	0.85	0.73	0.77	0.77	0.72	0.79	0.82	0.87	0.8	0.76	0.75	0.84	0.73
$4\zeta_{10}^{10}$	\bar{x}	8.8	8.9	8.88	8.82	8.88	8.74	8.9	8.88	8.86	8.9	8.72	8.88	8.8	8.9
	σ	1.67	1.68	1.54	1.69	1.76	1.66	1.64	1.58	1.76	1.7	1.65	1.61	1.59	1.73
$6\zeta_{10}^{15}$	\bar{x}	13.86	13.72	13.76	13.68	13.92	13.74	13.76	13.74	13.72	13.78	13.72	13.72	13.72	13.7
	σ	1.98	2.15	2.05	2.16	2.05	2.07	2.13	2.06	2.11	2.12	2.06	2.12	2.12	2.06
$6\zeta_{15}^{12}$	\bar{x}	15.6	15.38	15.56	15.32	16.44	15.9	15.44	15.7	15.44	16.14	15.78	15.44	15.46	15.3
	σ	1.92	1.92	1.8	1.86	1.99	1.88	1.79	1.69	1.94	1.93	1.95	1.87	1.84	1.79
$6\zeta_{15}^{20}$	\bar{x}	22.66	22.58	22.72	22.44	23.08	22.64	22.62	22.7	22.28	22.9	22.76	22.34	22.54	23.06
	σ	1.87	1.86	1.84	1.89	2.07	1.82	1.71	1.81	1.81	2.08	1.96	1.78	1.95	1.96
$8\zeta_{50}^{15}$	\bar{x}	21.84	21.36	21.56	21.16	22.84	21.92	21.58	21.88	21.44	23.12	21.8	21.12	21.9	21.3
	σ	3.32	3.33	3.29	3.28	3.56	3.2	3.25	3.27	3.35	3.48	3.29	3.21	3.27	3.56
$8\zeta_{50}^{16}$	\bar{x}	25.86	25.34	25.86	25.38	27.06	26.28	25.48	25.98	25.38	27.0	25.94	25.56	25.88	27.0
	σ	1.97	1.88	1.83	1.74	2.11	1.59	1.7	1.95	1.77	2.16	2.03	1.59	1.98	2.14
$10\zeta_{50}^{20}$	\bar{x}	29.32	28.74	29.32	28.74	30.64	29.5	29.06	29.5	28.84	30.5	29.28	28.82	29.42	30.32
	σ	2.29	2.16	2.41	2.27	2.3	2.41	2.23	2.21	2.19	2.39	2.27	2.35	2.21	2.59
$10\zeta_{50}^{25}$	\bar{x}	59.76	58.86	60.08	58.86	65.14	60.28	59.1	60.06	59.4	64.82	60.2	59.04	60.08	64.76
	σ	1.19	1.04	1.26	1.02	1.21	1.37	0.92	1.59	1.06	2.23	1.33	1.04	1.55	2.85
$15\zeta_{50}^{40}$	\bar{x}	95.44	93.2	95.0	93.58	99.06	95.62	93.68	95.34	93.64	99.02	95.04	93.6	95.42	98.52
	σ	12.4	12.45	12.52	12.28	12.75	12.31	12.33	12.3	12.4	12.61	12.49	12.43	13.21	12.29
$15\zeta_{50}^{40}$	\bar{x}	90.38	91.2	90.52	90.62	97.38	91.02	91.62	90.58	91.5	96.72	90.12	91.58	90.24	95.58
	σ	7.89	7.75	7.59	7.78	8.11	7.96	7.53	7.66	7.42	7.7	6.79	7.38	7.71	7.54
$20\zeta_{50}^{60}$	\bar{x}	196.72	194.76	197.1	194.54	206.58	197.98	195.44	197.8	195.5	205.56	197.42	195.02	197.42	205.46
	σ	7.62	7.76	8.41	7.59	8.21	7.51	7.11	8.2	7.42	8.47	8.23	7.8	7.65	8.32
$24\zeta_{50}^{40}$	\bar{x}	33.73	33.16	33.54	33.14	34.99	33.92	33.26	33.76	33.25	35.23	34.0	33.17	33.63	35.08
	σ	11.74	11.62	11.74	11.56	12.27	11.71	11.6	11.65	11.49	12.16	11.89	11.43	11.58	12.11
$24\zeta_{50}^{46}$	\bar{x}	43.62	42.9	43.64	42.64	45.18	44.0	43.38	43.82	43.34	45.2	43.72	43.26	43.72	45.04
	σ	8.07	7.58	8.1	7.69	8.63	8.17	7.24	7.67	7.82	8.75	7.72	7.59	7.79	8.4
$25\zeta_{50}^{40}$	\bar{x}	143.04	139.96	142.3	139.14	144.74	144.28	140.68	144.1	140.18	145.12	143.6	139.88	142.36	145.22
	σ	12.06	11.52	10.98	10.99	12.06	11.58	10.6	11.75	11.36	12.72	11.1	11.04	11.76	11.98
$30\zeta_{50}^{40}$	\bar{x}	40.34	39.3	39.6	39.14	41.52	40.36	39.52	40.14	39.5	41.36	39.98	39.24	40.12	39.34
	σ	4.45	4.48	4.56	4.28	4.66	4.48	4.49	4.39	4.5	4.6	4.44	4.62	4.52	4.37

Table 5: Computational results with meta-cooperative models $5A(Ca, *, \star)$ where $Ca = Br(Hu, MAHC, CEM)$. \bar{x} = mean number of tool switches, σ = mean standard deviation. Recall we are using the notation $C\zeta_m^n$, where C is the magazine capacity, m is the total number of tools and n is the number of jobs.

	$5Br(Ca, CEM, HC)$	$5Br(Ca, CEM, HC)$	$5Br(Ca, MAHC, CE)$	$5Br(Ca, MAHC, CE)$	$5Br(Ca, MAHC, HC)$	$5Ra(Ca, CE, HC)$	$5Ra(Ca, CEM, HC)$	$5Ra(Ca, MAHC, CE)$	$5Ra(Ca, MAHC, CE)$	$5Ra(Ca, MAHC, HC)$	$5Ra(Ca, CE, HC)$	$5R(Ca, CE, HC)$	$5R(Ca, CEM, HC)$	$5R(Ca, MAHC, CE)$	$5R(Ca, MAHC, CE)$	$5R(Ca, MAHC, HC)$
$4\zeta_{10}^5$	\bar{x} 7.94	7.92	8.0	7.92	8.0	7.92	8.02	8.02	8.02	7.98	8.02	7.92	8.04	7.88	7.88	7.96
	σ 0.81	0.8	0.77	0.8	0.77	0.72	0.81	0.73	0.84	0.79	0.73	0.77	0.72	0.77	0.77	0.82
$4\zeta_{10}^{10}$	\bar{x} 8.84	8.76	8.82	8.76	8.76	8.74	8.8	8.9	8.76	8.7	8.86	8.7	8.78	8.86	8.7	8.7
	σ 1.71	1.67	1.55	1.63	1.68	1.69	1.78	1.63	1.56	1.63	1.67	1.68	1.57	1.61	1.61	1.7
$6\zeta_{10}^{15}$	\bar{x} 13.68	13.78	13.72	13.68	13.82	13.74	13.76	13.74	13.74	13.64	13.78	13.68	13.72	13.7	13.7	13.72
	σ 2.11	2.03	2.05	2.09	2.06	2.11	2.11	2.06	2.06	2.13	2.13	2.11	2.1	2.13	2.1	2.08
$6\zeta_{15}^{12}$	\bar{x} 15.34	15.02	15.22	15.12	15.22	15.16	15.08	15.14	15.04	15.32	15.04	15.04	15.22	15.0	15.0	15.28
	σ 1.76	1.97	1.76	1.84	1.77	1.88	1.79	1.71	1.75	1.88	1.87	1.73	1.8	1.84	1.84	1.84
$6\zeta_{15}^{20}$	\bar{x} 22.24	21.96	22.06	22.12	22.44	22.32	22.2	22.14	22.08	22.44	22.32	22.18	22.14	22.06	22.22	22.22
	σ 1.69	1.74	1.8	1.76	1.76	1.71	1.71	1.73	1.79	1.7	1.86	1.82	1.72	1.87	1.74	1.74
$8\zeta_{20}^{15}$	\bar{x} 20.94	20.96	20.68	20.8	21.02	21.02	20.82	20.9	20.8	21.28	21.14	20.8	21.0	20.82	21.02	21.02
	σ 3.24	3.22	3.19	3.34	3.37	3.33	3.31	3.27	3.28	3.09	3.12	3.3	3.28	3.14	3.33	3.33
$8\zeta_{20}^{16}$	\bar{x} 24.94	24.94	24.96	24.86	25.32	25.08	24.96	25.04	25.04	25.24	24.8	24.78	24.96	24.86	25.08	25.08
	σ 1.78	1.67	1.6	1.64	1.78	1.65	1.65	1.77	1.57	1.86	1.56	1.64	1.64	1.52	1.8	1.8
$10\zeta_{20}^{20}$	\bar{x} 28.42	28.44	28.38	28.48	28.72	28.52	28.52	28.64	28.6	28.68	28.6	28.46	28.34	28.32	28.56	28.56
	σ 2.01	2.17	2.35	2.06	2.31	2.3	2.36	2.2	2.32	2.12	2.19	2.14	2.29	2.27	2.27	2.27
$10\zeta_{30}^{25}$	\bar{x} 58.5	58.32	58.08	58.14	58.66	58.62	58.36	58.4	58.18	59.62	58.3	58.14	58.56	58.18	58.64	58.64
	σ 0.94	0.61	0.89	0.85	0.99	1.07	0.74	1.1	0.93	2.46	0.85	0.92	1.12	0.77	0.62	0.62
$15\zeta_{30}^{40}$	\bar{x} 93.1	92.92	93.0	92.96	93.42	93.46	92.96	93.62	92.94	93.48	93.1	92.66	92.74	92.78	93.58	93.58
	σ 12.51	12.25	12.3	12.37	12.42	12.05	12.07	12.36	12.37	12.37	12.47	12.28	12.52	12.42	12.83	12.83
$15\zeta_{40}^{30}$	\bar{x} 87.0	86.98	86.8	86.92	86.96	87.44	87.36	87.26	87.52	87.74	87.06	87.14	86.74	87.06	87.08	87.08
	σ 7.5	7.22	7.79	7.16	7.04	7.7	7.24	7.76	7.85	7.85	7.16	7.02	7.19	6.85	7.37	7.37
$20\zeta_{40}^{60}$	\bar{x} 195.8	194.84	195.02	194.36	196.12	195.66	194.84	195.86	194.46	196.62	196.28	194.36	195.44	194.34	196.06	196.06
	σ 7.47	7.36	7.24	7.41	7.93	7.61	7.65	7.5	7.6	7.86	7.32	7.3	7.62	7.39	7.43	7.43
$24\zeta_{20}^{30}$	\bar{x} 32.74	32.55	32.72	32.5	32.78	33.04	32.65	32.84	32.53	32.9	32.77	32.62	32.58	32.62	33.09	33.09
	σ 11.58	11.35	11.5	11.35	11.44	11.6	11.3	11.55	11.42	11.67	11.49	11.44	11.34	11.44	11.69	11.69
$24\zeta_{20}^{36}$	\bar{x} 43.68	42.98	43.72	42.72	45.22	43.9	43.32	43.94	43.2	45.44	44.2	43.02	43.88	42.84	45.46	45.46
	σ 7.9	7.64	7.97	7.89	8.23	8.12	7.29	7.51	7.61	8.47	7.76	7.5	7.96	7.56	8.47	8.47
$25\zeta_{50}^{40}$	\bar{x} 133.5	133.66	133.42	133.38	133.38	135.38	134.24	135.5	134.5	133.98	134.22	133.72	133.88	133.34	133.56	133.56
	σ 11.26	10.76	10.35	11.25	11.53	11.2	10.83	11.53	10.78	10.91	10.67	11.03	10.78	10.25	10.71	10.71
$30\zeta_{20}^{40}$	\bar{x} 38.88	38.96	38.76	38.5	39.18	39.1	39.12	38.94	38.82	39.1	39.0	39.06	39.02	38.78	39.14	39.14
	σ 4.34	4.45	4.47	4.29	4.51	4.38	4.51	4.63	4.31	4.3	4.43	4.28	4.32	4.33	4.46	4.46

Table 6: Computational results with meta-cooperative models $5A(Ox, *, *)$ where $Ox=5Br(Ca, MAHC, CEM)$. \bar{x} = mean number of tool switches. σ = mean standard deviation. Recall we are using the notation C_m^n , where C is the magazine capacity, m is the total number of tools and n is the number of jobs.

	$5Br(Ox, CE, HC)$	$5Br(Ox, CEM, HC)$	$5Br(Ox, MAHC, CE)$	$5Br(Ox, MAHC, CEM)$	$5Br(Ox, MAHC, HC)$	$5Ra(Ox, CE, HC)$	$5Ra(Ox, CEM, HC)$	$5Ra(Ox, MAHC, CE)$	$5Ra(Ox, MAHC, CEM)$	$5Ra(Ox, MAHC, HC)$	$5Ri(Ox, CE, HC)$	$5Ri(Ox, CEM, HC)$	$5Ri(Ox, MAHC, CE)$	$5Ri(Ox, MAHC, CEM)$	$5Ri(Ox, MAHC, HC)$
$4C_{10}^9$	\bar{x} 8.04	7.96	8.08	8.0	7.92	8.0	7.9	8.02	7.98	7.94	8.02	7.94	8.06	7.94	8.06
	σ 0.77	0.75	0.82	0.8	0.77	0.82	0.75	0.73	0.73	0.73	0.76	0.79	0.81	0.79	0.81
$4C_{10}^{10}$	\bar{x} 8.8	8.84	8.76	8.76	8.78	8.78	8.74	8.82	8.86	8.7	8.86	8.76	8.9	8.88	8.8
	σ 1.66	1.76	1.63	1.66	1.63	1.69	1.71	1.68	1.55	1.69	1.72	1.66	1.65	1.56	1.71
$6C_{15}^{15}$	\bar{x} 13.82	13.72	13.78	13.74	13.74	13.74	13.72	13.7	13.72	13.74	13.76	13.7	13.74	13.66	13.9
	σ 2.1	2.07	2.02	2.06	2.12	2.07	2.09	2.06	2.09	2.1	2.11	2.08	2.12	2.09	2.09
$6C_{15}^{12}$	\bar{x} 15.56	15.28	15.68	15.4	16.18	15.76	15.54	15.6	15.4	16.04	15.72	15.44	15.56	15.32	16.1
	σ 1.98	1.88	1.76	1.88	1.99	1.78	1.9	1.87	1.83	2.08	1.95	1.68	1.69	1.77	1.89
$6C_{15}^{20}$	\bar{x} 22.7	22.34	22.52	22.32	23.22	22.78	22.72	22.54	22.48	22.78	22.78	22.6	22.82	22.44	23.06
	σ 1.79	1.73	1.69	1.88	2.01	1.77	1.77	1.7	1.86	1.94	1.84	1.92	1.89	1.83	1.89
$8C_{20}^{15}$	\bar{x} 21.72	21.36	21.78	21.4	23.12	21.94	21.52	21.96	21.46	23.0	21.72	21.08	21.76	21.32	23.1
	σ 3.47	3.39	3.66	3.35	3.75	3.25	3.28	3.19	3.16	3.76	3.32	3.18	3.37	3.3	3.53
$8C_{20}^{16}$	\bar{x} 26.0	25.24	25.72	25.38	27.32	26.1	25.56	25.88	25.62	27.16	26.08	25.26	26.02	25.52	27.18
	σ 1.79	1.62	1.73	1.51	2.41	2.06	1.8	1.72	1.73	2.08	1.92	1.71	1.46	1.71	2.0
$10C_{20}^{20}$	\bar{x} 29.38	28.8	29.4	28.78	30.68	29.68	29.02	29.48	29.04	30.5	29.52	29.04	29.12	28.74	30.54
	σ 2.42	2.25	2.34	2.36	2.36	2.62	2.19	2.23	2.31	2.44	2.28	2.24	2.43	2.3	2.37
$10C_{30}^{25}$	\bar{x} 60.3	59.02	60.08	58.72	65.32	60.28	59.08	60.44	59.3	65.58	60.12	59.08	60.2	59.16	65.56
	σ 1.3	0.81	1.28	1.13	1.97	1.23	1.06	1.22	1.06	2.34	1.37	1.0	1.17	1.07	2.3
$15C_{30}^{30}$	\bar{x} 95.4	93.54	95.0	93.54	99.92	95.84	94.22	95.92	93.64	99.42	96.08	93.7	95.36	93.58	99.5
	σ 12.26	12.32	12.61	12.67	13.16	12.52	11.82	12.43	12.21	12.46	12.44	12.46	12.28	12.29	12.73
$15C_{40}^{30}$	\bar{x} 90.44	91.92	90.12	91.38	96.5	90.86	92.02	90.4	91.68	96.72	90.58	91.48	90.6	91.4	97.8
	σ 7.0	7.38	7.72	7.47	7.38	7.86	7.82	7.39	7.87	7.88	7.49	7.75	7.29	7.28	7.78
$20C_{40}^{60}$	\bar{x} 197.9	195.2	196.84	195.0	205.86	198.82	195.82	197.7	195.26	205.86	198.86	195.42	197.62	195.2	205.34
	σ 7.6	7.79	7.73	7.63	8.08	7.55	7.74	7.87	7.6	8.25	7.63	7.61	7.94	7.87	8.44
$24C_{20}^{30}$	\bar{x} 23.74	23.04	23.78	23.16	24.96	24.0	23.28	23.48	23.24	24.86	23.7	23.2	23.52	23.26	24.62
	σ 3.18	3.0	3.11	3.17	3.35	3.05	3.08	3.29	3.13	3.26	2.93	3.17	3.28	3.08	3.43
$24C_{20}^{36}$	\bar{x} 43.96	43.14	43.32	42.8	45.08	44.14	43.3	43.7	43.14	45.14	44.0	43.0	43.86	43.0	45.68
	σ 7.82	7.79	7.95	7.75	8.02	8.11	7.65	8.02	7.73	8.34	7.53	7.74	7.81	7.77	8.46
$25C_{50}^{40}$	\bar{x} 144.28	140.38	142.26	138.82	146.06	144.52	141.1	142.64	140.14	145.1	144.64	140.5	142.7	139.08	145.6
	σ 10.96	11.12	12.0	11.29	11.78	11.74	11.62	12.32	10.47	12.54	10.55	11.65	11.21	11.38	12.3
$30C_{40}^{20}$	\bar{x} 39.98	39.24	39.86	39.28	41.5	40.32	39.56	40.26	39.6	41.52	40.48	39.52	40.12	39.32	41.42
	σ 4.53	4.3	4.38	4.51	4.27	4.27	4.45	4.41	4.27	4.52	4.61	4.55	4.58	4.51	4.17

B Tests

This appendix shows the results of Holm test for each level in Tables 7 and 8 (Table for level 3 is equivalent to the table for level 2, as they share the best ten algorithms in the comparison). Holm test for the topology in each of the three scenarios and globally are also shown in Tables 9–12.

Table 7: Results of Holm test ($\alpha = 0.05$) using 5Br(Hu,MAHC,CEM) as control algorithm.

i	strategy	z -statistic	p -value	α/i	
1	5Ri(Hu,MAHC,CEM)	7.298e-01	2.327e-01	5.000e-02	fail
2	5Br(Hu,CEM,HC)	9.634e-01	1.677e-01	2.500e-02	fail
3	5Ri(Hu,CEM,HC)	1.255e+00	1.047e-01	1.667e-02	fail
4	5Ra(Hu,MAHC,CEM)	2.803e+00	2.535e-03	1.250e-02	
5	5Ra(Hu,CEM,HC)	3.153e+00	8.082e-04	1.000e-02	
6	CEM	3.883e+00	5.164e-05	8.333e-03	
7	5Br(Hu,MAHC,CE)	4.642e+00	1.727e-06	7.143e-03	
8	5Br(Hu,CE,HC)	5.109e+00	1.620e-07	6.250e-03	
9	5Ri(Hu,MAHC,CE)	5.196e+00	1.015e-07	5.556e-03	

Table 8: Results of Holms test ($\alpha = 0.05$) using 5Br(Ca,MAHC,CEM) as control algorithm.

i	strategy	z -statistic	p -value	α/i	
1	5Ri(Ca,MAHC,CEM)	1.752e-01	4.305e-01	5.000e-02	fail
2	5Ri(Ca,CEM,HC)	8.758e-01	1.906e-01	2.500e-02	fail
3	5Br(Ca,CEM,HC)	1.489e+00	6.826e-02	1.667e-02	fail
4	5Br(Ca,MAHC,CE)	1.868e+00	3.085e-02	1.250e-02	fail
5	5Ra(Ca,MAHC,CEM)	2.540e+00	5.545e-03	1.000e-02	
6	5Ri(Ca,MAHC,CE)	2.949e+00	1.596e-03	8.333e-03	
7	5Br(Ca,CE,HC)	3.445e+00	2.857e-04	7.143e-03	
8	5Ra(Ca,CEM,HC)	3.474e+00	2.563e-04	6.250e-03	
9	5Ra(Ca,CE,HC)	5.080e+00	1.890e-07	5.556e-03	

Table 9: Results of Holm Test ($\alpha = 0.05$) using Broadcast as control algorithm on the 1-level scenario.

i	strategy	z -statistic	p -value	α/i	
1	Ring	9.487e-01	1.714e-01	5.000e-02	fail
2	Random	5.099e+00	1.706e-07	2.500e-02	

Table 10: Results of Holm Test ($\alpha = 0.05$) using Broadcast as control algorithm on the 2-level scenario.

i	strategy	z -statistic	p -value	α/i	
1	Ring	1.225e+00	1.102e-01	5.000e-02	fail
2	Random	5.178e+00	1.120e-07	2.500e-02	

Table 11: Results of Holm Test ($\alpha = 0.05$) using Broadcast as control algorithm on the 3-level scenario.

i	strategy	z -statistic	p -value	α/i	
1	Ring	1.225e+00	1.102e-01	5.000e-02	fail
2	Random	5.178e+00	1.120e-07	2.500e-02	

Table 12: Results of Holm Test ($\alpha = 0.05$) using Broadcast as control algorithm across all three scenarios.

i	strategy	z -statistic	p -value	α/i	
1	Ring	1.963e+00	2.484e-02	5.000e-02	
2	Random	8.923e+00	2.263e-19	2.500e-02	