

Quasielectrostatic eigenmode analysis of anisotropic particles

Asaf Farhi^{1*} and Haim Suchowski^{1,2}

¹School of Physics and Astronomy, Faculty of Exact Sciences, Tel Aviv University, Tel Aviv, 69978, Israel.

²University Centre for Nanoscience and Nanotechnology, Tel Aviv University, Tel Aviv, 69978, Israel.

*Corresponding author(s). E-mail(s): asaffarhi@mail.tau.ac.il;
Contributing authors: haimsu@tauex.tau.ac.il;

Abstract

Anisotropic subwavelength particles combine the strong response and tunability of nanostructures with the exotic properties that arise from the directional and multispectral nature of anisotropic materials, leading to numerous potential applications in photonics, biomedicine, and magnetism. Furthermore, anisotropic particles are ubiquitous in naturally occurring and existing systems such as ice and dust grains, liquid crystal droplets, and ferromagnetic particles, and they correspond to atoms in magnetic fields and anisotropic molecules. However, despite considerable effort, the complexity that they introduce to the theory has significantly limited their eigenmode analysis, hindering their understanding and broad applicability. Here we analytically derive the quasielectrostatic eigenmodes and eigenpermittivity relations of anisotropic spheres and ellipsoids. We show that anisotropic particles exhibit novel radiation patterns. In addition, we identify axial-eigenpermittivity sum rules, resulting in resonance splitting in uniaxial and biaxial particles and eigenvalue degeneracy in uniaxial spheres. Our results pave the way for a new generation of directional and multispectral detectors and biomarkers in unexplored spectral regions and apply to additional fields of physics such as magnetism, heat conduction, and atomic and molecular physics.

Keywords: anisotropic materials, particles, optics, magnetism, thermal physics

1 Introduction

Subwavelength structures have attracted significant attention in various fields of physics including photonics, magnetism, and quantum information, mainly due to their ability to provide precise control over the spatial response and their unique physical properties. A key distinction of anisotropic particles is their strong response, which can occur without gain [1–4]. Furthermore, by adjusting their geometry, it is often possible to tailor their response at will. In photonics, they have been employed to manipulate waves in unprecedented ways, enabling to realize phenomena such as negative refractive index and spasing, as well as advancing applications in sensing, nonlinear emission, and cancer phototherapy [5–11]. While isotropic nanostructures have widespread use [12], anisotropic nanostructures are currently at the forefront of photonics research [13, 14]. When particles are composed of anisotropic media, they typically display resonances in unexplored spectral regions and exhibit exotic properties that arise from the directional and multispectral nature of the bulk [15], holding promise for a new generation of anisotropic resonators and biomarkers. In addition to this class of resonators, a variety of naturally occurring and existing systems are, in fact, anisotropic particles, ranging from liquid crystal droplets to ferromagnets and ice grains [16–21]. Moreover, due to the correspondence between the optical properties of isotropic nanoparticles and atoms, better understanding of anisotropic particles may have implications for anisotropic molecules. [22–25].

When the particle size is much smaller than the wavelength, a quasistatic analysis can be employed. In this regime, Laplace’s equation plays a dominant role in a variety of fields including quasi-electrostatics, gravity, thermal physics, fluid mechanics, and magnetostatics [26–32]. Analytic solutions and eigenstates of isotropic Laplace’s equation have been mainly derived for structures with a high degree of symmetry [2, 33–36]. Recently, the emergence of anisotropic materials in optics [13, 14, 37, 38] has motivated the investigation of the response of anisotropic inclusions, with works on isotropic-mode-based scattering analysis from a uniaxial sphere, semianalytical and numerical analyses of a uniaxial spheroid, and eigenmode analysis of a biaxial slab [4, 39–41]. More recently, an experiment on the modes and resonances of anisotropic ellipsoids was performed for the first time by the authors and their colleagues [42]. However, while the dipole response of anisotropic particles is well understood [43], the derivation of higher-order modes and eigenpermittivities remains unexplored due to the mismatch between the particles’ geometric and crystal symmetries, along with the additional degrees of freedom introduced by the axial permittivities, which differentiates it from standard eigenvalue problems. The high-order response of such particles is important in two common scenarios: when the source is in proximity to the particle [14, 44] and when a group of close particles interact e.g., due to a far field excitation, and significantly enhance the field [45, 46]. Hence, addressing the higher-order response is crucial for unlocking this new generation of high-Q tunable, directional, and multispectral resonators and biomarkers that cover unexplored spectral regions, with a variety of novel applications in biomedicine, metamaterials, and photonics [14, 42, 47–49].

Here we derive the analytic electroquasistatic eigenmodes and eigenpermittivities relations of anisotropic spheres and ellipsoids embedded in an isotropic medium. While

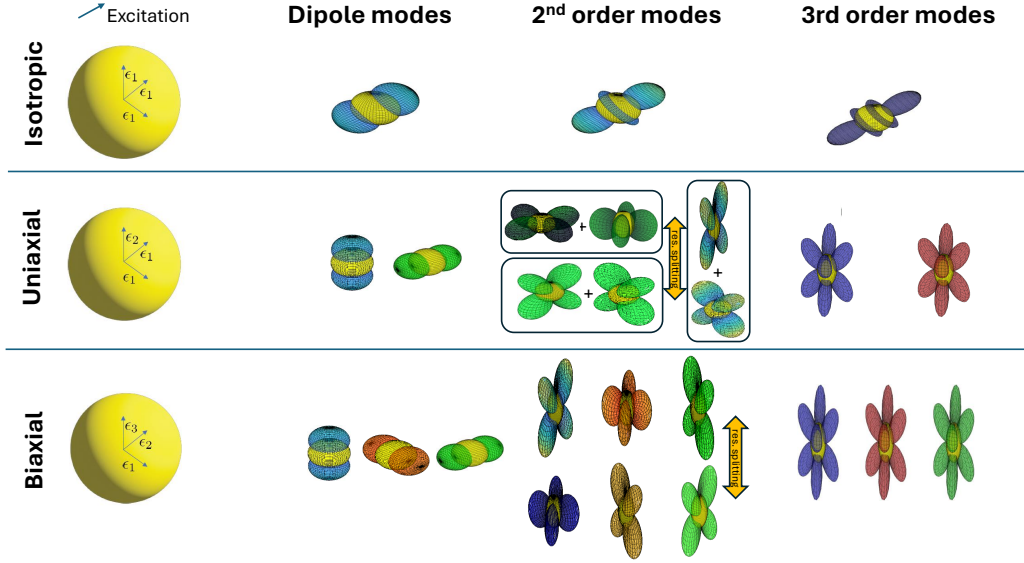


Fig. 1 Angular distributions of the quasi-electrostatic potential eigenstates for isotropic, uniaxial, and biaxial spheres. The modes of the isotropic sphere are directed along the field/dipole excitation direction [1, 2] whereas the modes of the anisotropic spheres are aligned with the crystal axes and multispectral (colors correspond to frequencies). The second-order modes of anisotropic particles exhibit resonance splitting, and degeneracy for uniaxial spheres, leading to three superimposed modes.

eigenvalue problems usually enable only one degree of freedom of the eigenvalue, here we utilize the definition of an eigenfunction that exists without a source to allow several degrees of freedom of the permittivities in the different axes. Our analysis applies to uniaxial and biaxial particles of *any* material and size as long as the quasistatic approximation holds. In addition, it can readily include the temporal dependence of the response by incorporating the time varying function of the excitation source. In our analysis we show that anisotropic particles exhibit novel radiation patterns. In addition, we identify axial-eigenpermittivity sum rules, resulting in resonance splitting in anisotropic particles. We also show that the physics of anisotropic spheres is different from anisotropic ellipsoids: anisotropic spheres support uniaxial modes and exhibit eigenfrequency degeneracy, which leads to coherently superimposed modes, that anisotropic ellipsoids do not support. We apply our theory to spherical uniaxial and biaxial particles composed of hexagonal boron nitride (hBN) and α -molybdenum trioxide (α -MoO₃) phonon supporting polar crystals, which can be synthesized, and present their unique spectra and eigenmodes [3, 50–52].

2 Results

Our starting point in calculating the eigenstates in the quasistatic regime is solving Laplace's equation without a source, that reads for anisotropic media [53]

$$\nabla \cdot \overleftarrow{\epsilon}_n \nabla \psi_n = 0,$$

where ψ_n is an electric potential eigenstate that exists without a source for the eigenpermittivity tensor $\overleftarrow{\epsilon}_n = \overleftarrow{\epsilon}_{1n}$ inside the inclusion and $\overleftarrow{\epsilon}_n = I\epsilon_2$ in the host medium (I is the identity matrix). Note that the physical permittivity tensor $\overleftarrow{\epsilon}_1(\omega)$ generally depends on ω and the resonances occur when it approximately satisfies the eigenpermittivity relations. Clearly, $\mathbf{E}_n = \nabla \psi_n$ have to satisfy the boundary conditions at the particle interface. In addition to the challenge that the symmetry of the material/crystal differs from the symmetry of the inclusion, Laplace's equation has to be satisfied for anisotropic media, namely $\epsilon_{1i} \neq \epsilon_{1j}$. As a result, the widely-employed spherical harmonics cannot be eigenstates of anisotropic spherical particles. In Fig. 1, left column, we present isotropic, uniaxial, and biaxial particles, which are the most common types of particles.

We now analyze the eigenmodes and eigenpermittivities of anisotropic spheres and ellipsoids. We start with the dipole response and proceed to the high-order mode responses. The anisotropic dipole eigenstates and eigenpermittivities of a sphere and ellipsoid can be deduced from the scattering analyses in the literature [36, 43] and read for a dipole mode oriented along z

$$\begin{aligned} \tilde{\psi}_{l=1,m=0} &= \frac{3}{4\pi} \frac{1}{\sqrt{a}} \begin{cases} \frac{r}{a} \cos \theta & r < a \\ \frac{a^2}{r^2} \cos \theta & r \geq a \end{cases}, \quad \epsilon_{1z} = -2, \\ \tilde{\psi}_{l=1,m=0, \text{ inside ellipsoid}} &\propto z, \quad \epsilon_{1z} = \epsilon_2 (L_z - 1) / L_z, \\ E_{\text{cl en out}} &= E_1 \left[\mathbf{e}_z + \left(\frac{\epsilon_{1z}}{\epsilon_2} - 1 \right) \frac{z}{c} \left(\frac{x}{a}, \frac{y}{b}, \frac{z}{c} \right) \right], \\ L_z &= \frac{abc}{2} \int_0^\infty \frac{dq}{(c^2 + q) R(u)^{1/2}}, \quad R(u) = (q + a^2)(q + b^2)(q + c^2). \end{aligned} \quad (1)$$

where in the case of an ellipsoid, a, b, c are its intersections with the positive x, y, z axes, respectively, and the second expression for the ellipsoid is on the external envelope. While these eigenstates and eigenpermittivities appear to be identical to the isotropic ones, here the modes are oriented along the resonant crystal axis independently of the incoming field polarization, even though the polarization direction does affect the excitation magnitude.

We now proceed to the high-order modes of anisotropic particles. In our analysis we choose to express the eigenstates in cartesian coordinates due to the crystal symmetry with functions that are suitable for anisotropic medium i.e., ones that enable $\epsilon_i \neq \epsilon_j$ when substituted in Laplace's equation and satisfy boundary conditions. Since the field outside the sphere can be expanded with spherical harmonics, the high-order spherical harmonics are suitable only for isotropic medium [2, 35], and there is continuity of the

potential on the particle envelope, we suggest that the anisotropic modes are composed of specific superpositions of isotropic modes. Based on these considerations, we propose the following first second-order anisotropic sphere modes $\tilde{\psi}_2^1 = \psi_2^0 + \sqrt{2/3}(\psi_2^2 + \psi_2^{-2})$, where ψ_i^j are isotropic-sphere eigenstates [1, 2]. Inside the sphere we write

$$\psi_2^0 = \frac{3z^2 - r^2}{\sqrt{2aa^2}}, \quad \sqrt{\frac{2}{3}} \frac{\psi_2^2 + \psi_2^{-2}}{2} = \frac{x^2 - y^2}{\sqrt{2aa^2}}, \quad \tilde{\psi}_2^1 = \frac{2z^2 - 2y^2}{\sqrt{2aa^2}}, \quad \tilde{\mathbf{E}}_2^1 = \frac{4z\hat{z} - 4y\hat{y}}{\sqrt{2aa^2}}, \quad (2)$$

where in order to normalize the modes one has to multiply them by $\frac{1}{4}\sqrt{\frac{5}{\pi}}$. Imposing Laplace's equation we obtain

$$\nabla \cdot \tilde{\epsilon}_1 \tilde{\mathbf{E}}_2^1 = 4\epsilon_{1z} - 4\epsilon_{1y} = 0, \quad \epsilon_{1z} = \epsilon_{1y}.$$

which corresponds to a uniaxial medium inside the sphere. \mathbf{E}_{\parallel} is continuous at the interface by construction and we impose continuity of D_r . We first calculate D_r inside the sphere by projecting $\mathbf{D}_2^1 \tilde{D}_{2r}^1 = \frac{1}{\sqrt{2aa^2}} \frac{4}{r} \epsilon_y (z^2 - y^2)$, where we have used $\epsilon_{1z} = \epsilon_{1y}$. Note that the dot product with r retrieved y, z that were removed in the differentiation, which gives a factor of 2 as in the isotropic case, only that there is a freedom of choice of ϵ_{1x} . We then calculate \tilde{D}_{2r}^1 outside the sphere $\tilde{D}_{2r,\text{ext}}^1 = \epsilon_2 \frac{\partial \tilde{\psi}_2^1}{\partial r} = -3\epsilon_2 \frac{1}{\sqrt{2a}} \left(\frac{a^3}{r^6}\right) 2(z^2 - y^2)$. By equating them we obtain $\epsilon_{1y} = \epsilon_{1z} = -1.5\epsilon_2$. Note that the resonance condition depends on ϵ_2 , which can be utilized to sense the environment in which the particle is situated.

We now suggest the second second-order mode for an anisotropic sphere $\tilde{\psi}_2^2 = (\psi_2^{-1} - \psi_2^1)/2$ and write the potential and field inside the sphere

$$\tilde{\psi}_2^2, r \leq a = \frac{r \cos \theta r \sin \theta \cos \phi}{\sqrt{2aa^2}} = \frac{xz}{\sqrt{2aa^2}}, \quad \tilde{\mathbf{E}}_2^2 = \frac{1}{\sqrt{2aa^2}} (z\hat{x} + x\hat{z}), \quad (3)$$

where to normalize the modes one has to multiply them by $\sqrt{15/8\pi}$. Laplace's equation is satisfied for this mode

$$\tilde{\mathbf{D}}_2^2 = \frac{1}{\sqrt{2aa^2}} (z\epsilon_x \hat{x} + x\epsilon_z \hat{z}) \Rightarrow \nabla \cdot \tilde{\mathbf{D}}_2^2 = 0.$$

We calculate D_r at the boundaries $\tilde{D}_{2r,\text{in}}^2 = \frac{z\epsilon_x x + xz\epsilon_z}{\sqrt{2aa^2 a}} = \frac{xz(\epsilon_x + \epsilon_z)}{\sqrt{2aa^3}}$, $\tilde{D}_{2r,\text{ext}}^2 = -3\epsilon_2 \frac{a^3}{\sqrt{2a}} \frac{xz}{r^6}$. By equating these expressions we get

$$\epsilon_{1x} + \epsilon_{1z} = -3\epsilon_2, \quad (4)$$

which for $\epsilon_2 = 1$ reads $\epsilon_{1x} + \epsilon_{1z} = -3$. Since the choice of system of coordinates is arbitrary, the derived modes and eigenpermittivity relations should hold for any two axes. The expression above is an interesting and novel eigenpermittivity sum rule, this time for a general biaxial medium. Thus, for uniaxial and biaxial spheres four

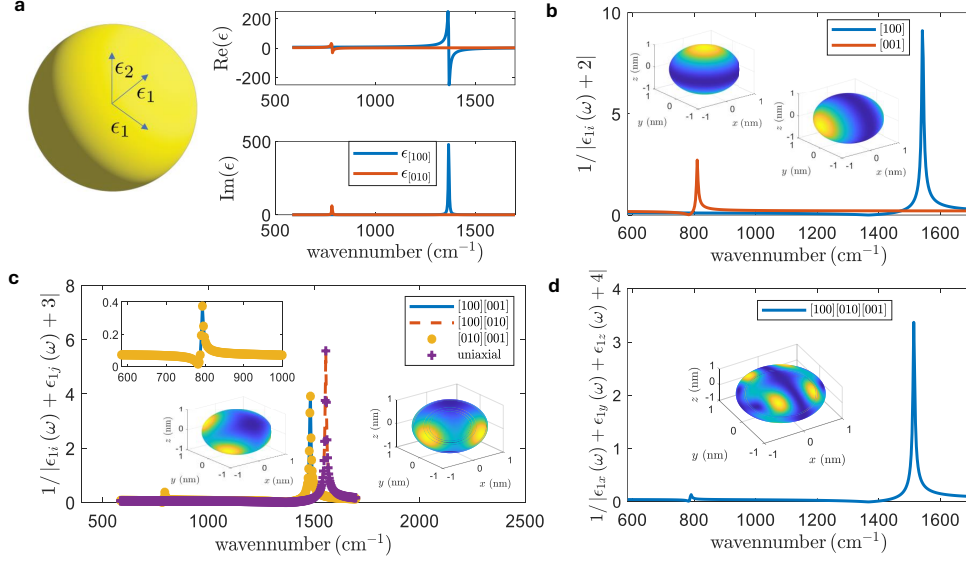


Fig. 2 Spectrum and eigenmodes of a subwavelength uniaxial sphere. (a) A uniaxial sphere and the permittivity of bulk hBN. (b) The scattering spectrum and $|\mathbf{E}|^2$ of the dipole modes on an hBN sphere surface. Here we see scattering peaks at approximately 820 (1/cm) (red line) and 1540 (1/cm) (blue line) associated with dipole modes in z and x , respectively. The crystal axes $[100], [010], [001]$ are directed along the x, y, z axes, respectively. (c) The scattering spectrum and $|\mathbf{E}|^2$ of the second-order modes, where the $\psi = xz$ and $\psi = yz$ modes and the uniaxial and $\psi = xy$ modes are both doubly degenerate in frequency and there is a resonance splitting compared to the bulk material. (d) Scattering spectrum and $|\mathbf{E}|^2$ of the third-order mode, where $\psi = xyz$ is excited at two ω s. In addition, there are geometric-anisotropic ω shifts compared to the bulk for all modes. Interestingly, high-order resonances have lower frequencies compared to the dipole modes, unlike isotropic spheres.

and three second-order modes can be excited, respectively. In addition, one can see that there is a degeneracy for $\epsilon_{1y} = \epsilon_{1z} = -1.5\epsilon_2$ since both anisotropic modes are excited. Coherently adding these modes gives $\psi_{2\text{si}}^1 \propto x^2 - y^2 + \sqrt{3}/2xy$ for the angular part, where we assumed equal weights of the modes. Moreover, there is an additional degeneracy for a uniaxial sphere arising from the sum rule, and coherently adding the corresponding modes for $\epsilon_{1x} = \epsilon_{1y}$ gives $\psi_{2\text{si}}^2 \propto z(x + y)$. Finally, for a resonance at a given axis, the sum rule is typically approached twice with the two other axes, leading to *resonance splitting*. In Fig. 1 we present a scheme of the angular distributions of the electroquasistatic modes of isotropic and anisotropic particles. It can be seen that anisotropic particles support significantly different modes, which appear in several spectral regions and their direction is determined only by the crystal orientation. Moreover, anisotropic particles exhibit rich physics with resonance splitting for both uniaxial and biaxial particles and degeneracy in frequency for uniaxial particles, which leads to three superimposed modes.

We now proceed to the third-order mode of an anisotropic sphere. We continue along the lines of the second-order biaxial mode and write $\tilde{\psi}_3 = \frac{\psi_3^2 - \psi_3^{-2}}{2i} \propto xyz$. Using

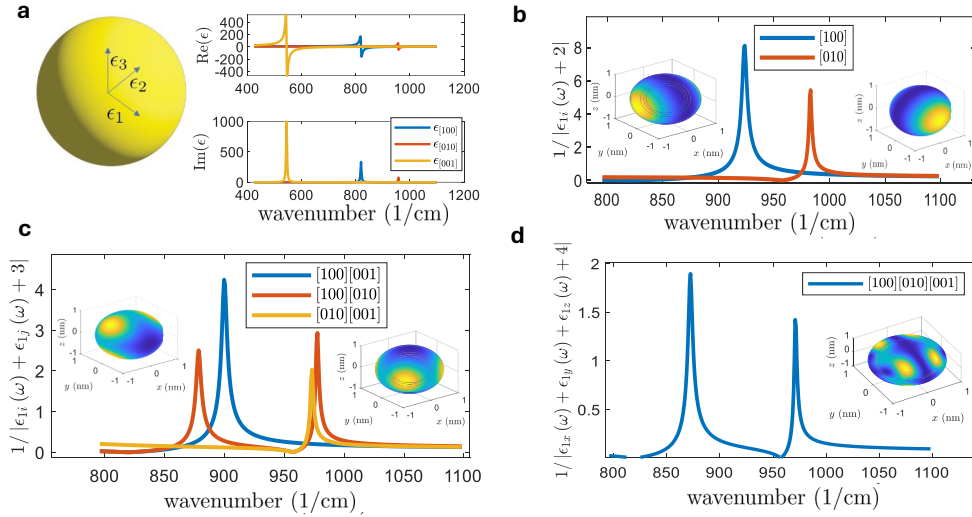


Fig. 3 Spectrum and eigenmodes of a subwavelength biaxial particle. (a) A biaxial sphere with the bulk permittivities of $\alpha - \text{MoO}_3$. The scattering spectra and $|\mathbf{E}|^2$ of the eigenmodes on a $\alpha - \text{MoO}_3$ sphere surface for the dipole (b), second-order (c), and third-order (d) modes. Note that there are geometric-anisotropic frequency shifts for all modes and resonance splitting for the second-order modes compared to the bulk.

the procedure above it can be shown that $\epsilon_{1x} + \epsilon_{1y} + \epsilon_{1z} = -4$ is the resonance condition. In Fig. 2 (a) we present a uniaxial sphere and the permittivities of a bulk composed of hBN with two resonances. We then show for a uniaxial sphere composed of hBN the spectrum and $|\mathbf{E}|^2$ of the modes on the external surface of the sphere for the dipole (b), second-order (c), and third-order (d) modes. Interestingly, the particle exhibits geometric-anisotropic frequency shifts and the bulk resonance is split for the second-order modes, which also display a degeneracy. In Fig. 3 we present a biaxial sphere and the axial permittivities of $\alpha - \text{MoO}_3$ bulk with three resonances. We then show the scattering spectra and $|\mathbf{E}|^2$ on the sphere surface for the dipole (b), second-order (c), and third-order modes (d). Similarly to the uniaxial particle, the second-order modes exhibit resonance splitting and all the modes display geometric-anisotropic frequency shifts. However, here the degeneracy is lifted since there are three different permittivities and the uniaxial modes are not present. Interestingly in both uniaxial and biaxial spheres, the high-order mode resonances can have lower frequencies compared to the dipole mode, unlike the situation in isotropic spheres.

We now consider the second-order modes for anisotropic ellipsoids in analogy to the anisotropic sphere. We utilize $\tilde{\psi}_2^2$ inside the anisotropic ellipsoid, similarly to the isotropic case of an ellipsoid in Ref. [36]. To impose continuity of D_r we project \mathbf{D} in the direction perpendicular to the interface with v_\perp the unit vector

$$E_{\text{ins}} \propto z\hat{x} + x\hat{z}, \quad v_\perp = \left(\frac{x}{a}, \frac{y}{b}, \frac{z}{c} \right), \quad \tilde{D}_{2\perp}^2 = xz \left(\frac{1}{a}\epsilon_x + \frac{1}{c}\epsilon_z \right).$$

Comparing D_r inside the ellipsoid to the isotropic case $\tilde{D}_{2r}^2 = zx\epsilon_1\frac{1}{a} + xz\frac{1}{c}\epsilon_1$, we obtain that since D_{ext} and E_{\parallel} (inside and outside) are the same in both cases, we have the general sum rule

$$\frac{1}{a}\epsilon_{1x} + \frac{1}{c}\epsilon_{1z} = \left(\frac{1}{a} + \frac{1}{c}\right)\epsilon_{1xz \text{ iso}}, \quad \frac{c\epsilon_{1x} + a\epsilon_{1z}}{a+c} = \epsilon_{1xz \text{ iso}},$$

where [36]

$$\epsilon_{1xz \text{ iso}} = 1 - \left(\frac{a_x a_y a_z}{2}\right) (a_x^2 + a_z^2) I_{xz}^{-1}, \quad I_{\alpha\beta} = \int_0^{\infty} \frac{du}{(u + a_\alpha^2)(u + a_\beta^2) R(u)}, \quad (5)$$

and for the sphere limit we get $\epsilon_{1x} + \epsilon_{1z} = -3$ as expected. The modes in the form $\tilde{\psi} \propto ax^2 - by^2$, similarly to the uniaxial sphere modes, have eigenpermittivity relations that are too restrictive and not likely to be realized experimentally. We proceed to the third-order mode of an anisotropic ellipsoid. We write the potential and field inside the inclusion

$$\begin{aligned} \tilde{\psi}_3 &= xyz, \quad \tilde{\mathbf{E}}_3 = yz\hat{x} + xz\hat{y} + zy\hat{z}, \quad \nabla \cdot \tilde{\mathbf{D}}_3 = 0, \\ \tilde{E}_{3\perp} &= (yz\hat{x} + xz\hat{y} + zy\hat{z}) \cdot \left(\frac{x}{a}, \frac{y}{b}, \frac{z}{c}\right) = 3xyz \left(\frac{1}{a} + \frac{1}{b} + \frac{1}{c}\right). \end{aligned}$$

Similarly, we compare between D_{\perp} inside the ellipsoid in the isotropic and anisotropic cases and obtain that a resonance occurs when

$$\begin{aligned} \left(\frac{\epsilon_{1x}}{a} + \frac{\epsilon_{1y}}{b} + \frac{\epsilon_{1z}}{c}\right) &= \epsilon_{3 \text{ iso}} \left(\frac{1}{a} + \frac{1}{b} + \frac{1}{c}\right) \\ \epsilon_{3 \text{ iso}} &= 1 - \left[\frac{(a_1 a_2 a_3)^3}{2} \left(\sum_{\alpha=1}^3 a_\alpha^{-2} I_{123}\right)\right]^{-1}, \quad I_{123} = \int_0^{\infty} \frac{du}{R^3(u)}. \end{aligned}$$

We take the anisotropic-sphere limit of the eigenpermittivity relation and obtain agreement $\epsilon_{1x} + \epsilon_{1y} + \epsilon_{1z} = 3\epsilon_{3 \text{ iso}} = -4$. We verified the theory for anisotropic ellipsoids with near-field spectroscopy of two nanoellipsoids composed of $\alpha - \text{MoO}_3$ in Ref. [42] and obtained excellent agreement for both the modes and the spectra. In that work the near-field imaging tip scattered the field component in the axial direction to the far field, which was then measured.

3 Conclusion

In conclusion, we presented a framework to derive the modes and eigenpermittivity relations of anisotropic spherical and ellipsoid particles in the quasistatic regime. While isotropic structures have discrete eigenpermittivities, we showed that anisotropic particles exhibit eigenpermittivity sum rules that couple the axial permittivities. We

identified eigenfrequency degeneracy for uniaxial spheres, which leads to superimposed modes, and resonance splitting of the second-order modes of anisotropic particles. Our analysis revealed that both particle types support biaxial modes but anisotropic nanospheres support uniaxial modes that anisotropic ellipsoids typically do not support. The multispectral behavior of anisotropic particles may allow them to function as a biomarker with enhanced specificity of the spectral signature. In addition, the environment-dependent resonance shifts of the particle can be harnessed to measure the biological environment, which may lead to improved cancer detection [47]. Moreover, due to the directional nature of the modes in anisotropic particles, another potential application of our resonators is detection of dark matter [48, 54, 55]. Furthermore, our derived modes of anisotropic particles are expected to have implications for the radiation patterns in quantum transitions of atoms in magnetic fields and anisotropic molecules. Future research could focus on analyzing their nonlinear optical response with potential applications in optical computing. Our results apply also to other fields of physics such as heat conduction and quasimagnetostatics [44].

Acknowledgement

J. Jeffer and Y. Rechtes are acknowledged for the insightful comments. We acknowledge the support from the ISF grant 2312/20 and a grant from The Ministry of Aliyah and Integration.

References

- [1] Bergman, D.J.: The dielectric constant of a composite material—a problem in classical physics. *Physics Reports* **43**(9), 377–407 (1978)
- [2] Farhi, A., Bergman, D.J.: Eigenstate expansion of the quasistatic electric field of a point charge in a spherical inclusion structure. *Physical Review A* **96**(4), 043806 (2017)
- [3] Hillenbrand, R., Taubner, T., Keilmann, F.: Phonon-enhanced light–matter interaction at the nanometre scale. *Nature* **418**(6894), 159–162 (2002)
- [4] Walker, L.R.: Magnetostatic modes in ferromagnetic resonance. *Physical Review* **105**(2), 390 (1957)
- [5] Smith, D.R., Pendry, J.B., Wiltshire, M.C.: Metamaterials and negative refractive index. *science* **305**(5685), 788–792 (2004)
- [6] Smith, D.R., Kroll, N.: Negative refractive index in left-handed materials. *Physical review letters* **85**(14), 2933 (2000)
- [7] Bergman, D.J., Stockman, M.I.: Surface plasmon amplification by stimulated emission of radiation: Quantum generation of coherent surface plasmons in nanosystems. *Physical review letters* **90**(2), 027402 (2003)

- [8] Noginov, M., Zhu, G., Belgrave, A., Bakker, R., Shalaev, V., Narimanov, E., Stout, S., Herz, E., Suteewong, T., Wiesner, U.: Demonstration of a spaser-based nanolaser. *Nature* **460**(7259), 1110–1112 (2009)
- [9] Kirui, D.K., Rey, D.A., Batt, C.A.: Gold hybrid nanoparticles for targeted phototherapy and cancer imaging. *Nanotechnology* **21**(10), 105105 (2010)
- [10] Alu, A., Silveirinha, M.G., Salandrino, A., Engheta, N.: Epsilon-near-zero metamaterials and electromagnetic sources: Tailoring the radiation phase pattern. *Physical Review B* **75**(15), 155410 (2007)
- [11] Basov, D., Fogler, M., Abajo, F.: Polaritons in van der waals materials. *Science* **354**(6309), 1992 (2016)
- [12] Engheta, N., Ziolkowski, R.W.: *Metamaterials: Physics and Engineering Explorations*. John Wiley & Sons, ??? (2006)
- [13] Tamagnone, M., Ambrosio, A., Chaudhary, K., Jauregui, L.A., Kim, P., Wilson, W.L., Capasso, F.: Ultra-confined mid-infrared resonant phonon polaritons in van der waals nanostructures. *Science advances* **4**(6), 7189 (2018)
- [14] Herzig Sheinflux, H., Orsini, L., Jung, M., Torre, I., Ceccanti, M., Marconi, S., Maniyara, R., Barcons Ruiz, D., Hötger, A., Bertini, R., *et al.*: High-quality nanocavities through multimodal confinement of hyperbolic polaritons in hexagonal boron nitride. *Nature Materials* **23**(4), 499–505 (2024)
- [15] Kim, S.E., Mujid, F., Rai, A., Eriksson, F., Suh, J., Poddar, P., Ray, A., Park, C., Fransson, E., Zhong, Y., *et al.*: Extremely anisotropic van der waals thermal conductors. *Nature* **597**(7878), 660–665 (2021)
- [16] Mishchenko, M.I., Hovenier, J.W., Travis, L.D.: *Light scattering by nonspherical particles: theory, measurements, and applications*. *Measurement Science and Technology* **11**(12), 1827–1827 (2000)
- [17] Camenzind, L.C., Svab, S., Stano, P., Yu, L., Zimmerman, J.D., Gossard, A.C., Loss, D., Zumbühl, D.M.: Isotropic and anisotropic g-factor corrections in gaas quantum dots. *Physical Review Letters* **127**(5), 057701 (2021)
- [18] Brasselet, E., Murazawa, N., Misawa, H., Juodkazis, S.: Optical vortices from liquid crystal droplets. *Physical review letters* **103**(10), 103903 (2009)
- [19] Kittel, C.: Physical theory of ferromagnetic domains. *Reviews of modern Physics* **21**(4), 541 (1949)
- [20] Breslin, V.M., Ratchford, D.C., Giles, A.J., Dunkelberger, A.D., Owrutsky, J.C.: Hyperbolic phonon polariton resonances in calcite nanopillars. *Optics Express* **29**(8), 11760–11772 (2021)

- [21] Korolev, A., Leisner, T.: Review of experimental studies of secondary ice production. *Atmospheric Chemistry and Physics* **20**(20), 11767–11797 (2020)
- [22] Heugel, S., Villar, A.S., Sondermann, M., Peschel, U., Leuchs, G.: On the analogy between a single atom and an optical resonator. *Laser Physics* **20**, 100–106 (2010)
- [23] Farhi, A.: Giant enhancement of high-order rotational and rovibrational transitions in near-field spectroscopy in proximity to nanostructures. *Physical Review Applied* **21**(3), 034047 (2024)
- [24] Farhi, A.: Three-dimensional-subwavelength field localization, time reversal of sources, and infinite, asymptotic degeneracy in spherical structures. *Physical Review A* **101**(6), 063818 (2020)
- [25] Condon, E.: The absolute intensity of the nebular lines. *Astrophysical Journal*, vol. 79, p. 217 **79**, 217 (1934)
- [26] Kim, D.-H., Kim, K., Ko, K.-T., Seo, J., Kim, J.S., Jang, T.-H., Kim, Y., Kim, J.-Y., Cheong, S.-W., Park, J.-H.: Giant magnetic anisotropy induced by ligand l s coupling in layered cr compounds. *Physical review letters* **122**(20), 207201 (2019)
- [27] Welp, U., Vlasko-Vlasov, V., Liu, X., Furdyna, J., Wojtowicz, T.: Magnetic domain structure and magnetic anisotropy in $Ga_{1-x}Mn_xAs$. *Physical review letters* **90**(16), 167206 (2003)
- [28] Bairagi, K., Bellec, A., Repain, V., Chacon, C., Girard, Y., Garreau, Y., Lagoute, J., Rousset, S., Breitwieser, R., Hu, Y.-C., *et al.*: Tuning the magnetic anisotropy at a molecule-metal interface. *Physical review letters* **114**(24), 247203 (2015)
- [29] Lussier, B., Ellman, B., Taillefer, L.: Anisotropy of heat conduction in the heavy fermion superconductor u pt 3. *Physical review letters* **73**(24), 3294 (1994)
- [30] Onofri, M., Malara, F., Veltri, P.: Effects of anisotropic thermal conductivity in magnetohydrodynamics simulations of a reversed-field pinch. *Physical review letters* **105**(21), 215006 (2010)
- [31] Li, B., Wang, J.: Anomalous heat conduction and anomalous diffusion in one-dimensional systems. *Physical review letters* **91**(4), 044301 (2003)
- [32] Hechenblaikner, G., Hodby, E., Hopkins, S.A., Marago, O.M., Foot, C.J.: Direct observation of irrotational flow and evidence of superfluidity in a rotating bose-einstein condensate. *Physical review letters* **88**(7), 070406 (2002)
- [33] Farhi, A., Bergman, D.J.: Analysis of a veselago lens in the quasistatic regime. *Physical Review A* **90**(1), 013806 (2014)
- [34] Bergman, D.J.: Perfect imaging of a point charge in the quasistatic regime.

Physical Review A **89**(1), 015801 (2014)

- [35] Bergman, D.J.: Dielectric constant of a two-component granular composite: A practical scheme for calculating the pole spectrum. *Physical Review B* **19**(4), 2359 (1979)
- [36] Guzатов, D., Klimov, V., Pikhota, M.Y.: Plasmon oscillations in ellipsoid nanoparticles: Beyond dipole approximation. *Laser Physics* **20**, 85–99 (2010)
- [37] Caldwell, J.D., Aharonovich, I., Cassabois, G., Edgar, J.H., Gil, B., Basov, D.: Photonics with hexagonal boron nitride. *Nature Reviews Materials* **4**(8), 552–567 (2019)
- [38] Yu, S.-J., Yao, H., Hu, G., Jiang, Y., Zheng, X., Fan, S., Heinz, T.F., Fan, J.A.: Hyperbolic polaritonic rulers based on van der waals α -moo3 waveguides and resonators. *ACS nano* **17**(22), 23057–23064 (2023)
- [39] Geng, Y.-L., Wu, X.-B., Li, L.-W., Guan, B.-R.: Mie scattering by a uniaxial anisotropic sphere. *physical review E* **70**(5), 056609 (2004)
- [40] Sun, Z., Gutiérrez-Rubio, Á., Basov, D., Fogler, M.: Hamiltonian optics of hyperbolic polaritons in nanogranules. *Nano letters* **15**(7), 4455–4460 (2015)
- [41] Álvarez-Pérez, G., Voronin, K.V., Volkov, V.S., Alonso-González, P., Nikitin, A.Y.: Analytical approximations for the dispersion of electromagnetic modes in slabs of biaxial crystals. *Physical Review B* **100**(23), 235408 (2019)
- [42] Beitner, D., Farhi, A., Nitharwal, R.K., Dixit, T., Beitner, T., Richter, S., Krishnan, S., Suchowski, H.: Observation of localized resonant phonon polaritons in biaxial nanoparticles. *arXiv preprint arXiv:2404.09669* (2024)
- [43] Bohren, C.F., Huffman, D.R.: *Absorption and Scattering of Light by Small Particles*. John Wiley & Sons, ??? (2008)
- [44] Kurs, A., Karalis, A., Moffatt, R., Joannopoulos, J.D., Fisher, P., Soljacic, M.: Wireless power transfer via strongly coupled magnetic resonances. *science* **317**(5834), 83–86 (2007)
- [45] Li, K., Stockman, M.I., Bergman, D.J.: Self-similar chain of metal nanospheres as an efficient nanolens. *Physical review letters* **91**(22), 227402 (2003)
- [46] Dicke, R.H.: Coherence in spontaneous radiation processes. *Physical review* **93**(1), 99 (1954)
- [47] Lee, S., Lee, J., Kang, S.H.: Super-resolution multispectral imaging nanoimmunosenor for simultaneous detection of diverse early cancer biomarkers. *ACS sensors* (2024)

- [48] Griffin, S., Knapen, S., Lin, T., Zurek, K.M.: Directional detection of light dark matter with polar materials. *Physical Review D* **98**(11), 115034 (2018)
- [49] Curto, A.G., Volpe, G., Taminiau, T.H., Kreuzer, M.P., Quidant, R., Van Hulst, N.F.: Unidirectional emission of a quantum dot coupled to a nanoantenna. *Science* **329**(5994), 930–933 (2010)
- [50] Pyatenko, A., Yamaguchi, M., Suzuki, M.: Synthesis of spherical silver nanoparticles with controllable sizes in aqueous solutions. *The Journal of Physical Chemistry C* **111**(22), 7910–7917 (2007)
- [51] Galanzha, E.I., Weingold, R., Nedosekin, D.A., Sarimollaoglu, M., Nolan, J., Harrington, W., Kuchyanov, A.S., Parkhomenko, R.G., Watanabe, F., Nima, Z., *et al.*: Spaser as a biological probe. *Nature communications* **8**(1), 15528 (2017)
- [52] Okamoto, S., Inaba, K., Iida, T., Ishihara, H., Ichikawa, S., Ashida, M.: Fabrication of single-crystalline microspheres with high sphericity from anisotropic materials. *Scientific Reports* **4**(1), 5186 (2014)
- [53] Farhi, A., Dogariu, A.: Coupling of electrodynamic fields to vibrational modes in helical structures. *Physical Review A* **103**(2), 023523 (2021)
- [54] Kadribasic, F., Mirabolfathi, N., Nordlund, K., Sand, A.E., Holmström, E., Djurabekova, F.: Directional sensitivity in light-mass dark matter searches with single-electron-resolution ionization detectors. *Physical Review Letters* **120**(11), 111301 (2018)
- [55] Boyd, C., Hochberg, Y., Kahn, Y., Kramer, E.D., Kurinsky, N., Lehmann, B.V., Yu, T.C.: Directional detection of dark matter with anisotropic response functions. *Physical Review D* **108**(1), 015015 (2023)