

Enhancing the Accuracy of XPS Calculations: Exploring Hybrid Basis Set Schemes for CVS-EOMIP-CCSD Calculations

Alexis A. A. Delgado and Devin A. Matthews*

Department of Chemistry, Southern Methodist University, Dallas, TX 75275, USA

(*Electronic mail: damatthews@smu.edu)

Reliable computational methodologies and basis sets for modeling x-ray spectra are essential for extracting and interpreting electronic and structural information from experimental x-ray spectra. In particular, the trade-off between numerical accuracy and computational cost due to the size of the basis set is a major challenge, since molecular orbitals undergo extreme relaxation in the core-hole state. To gain clarity on changes in electronic structure induced by the formation of a core-hole, the use of sufficiently flexible basis for expanding the orbitals, particularly for the core region, has been shown to be essential. This work focuses on the refinement of core-hole ionized state calculations using the equation-of-motion coupled cluster (EOM-CC) family of methods through an extensive analysis on the effectiveness of “hybrid” and mixed basis sets. In this investigation, we utilize the CVS-EOMIP-CCSD method in combination and construct hybrid basis sets piece-wise from readily available Dunning’s correlation consistent basis sets in order to calculate x-ray ionization energies for a set of small gas phase molecules. Our results provide insights into the impact of basis sets on CVS-EOMIP-CCSD calculations of K-edge ionization energies of first-row p-block elements. These insights enable us to understand more about the basis set dependence of the core IEs computed and allow us to establish a protocol for deriving reliable and cost-effective theoretical estimates for computing IEs of small molecules containing such elements.

I. INTRODUCTION

X-ray spectroscopy techniques take advantage of the highly localized and element-specific nature of core orbitals to provide in-depth knowledge of molecular and electronic structure. The creation of a core hole, due to the ejection of core electrons by x-rays into the vacuum (x-ray photoelectron spectroscopy, XPS) or high-lying virtual orbitals (x-ray absorption spectroscopy, XAS, specifically near-edge x-ray absorption fine structure, NEXAFS, or x-ray absorption near-edge spectroscopy, XANES) severely disrupts the electron configuration of the system. The creation of a K-edge core hole increases the effective nuclear charge and gives rise to extreme orbital relaxation effects. To devise accurate theoretical models for x-ray spectroscopy, such orbital relaxation effects must be adequately addressed at the self-consistent field and/or electron correlation levels as well as in the flexibility of the orbital basis set.

The theoretical frameworks underlying the computation of XPS and XAS spectra can be divided into groups which either (a) access the ground and core-ionized/excited states directly in separate calculations or (b) use response/propagator theory from the ground state to access core ionized/excited states. Some examples of methods of type (a) include “ Δ ” Hartree–Fock (Δ HF)^{1–4} and Kohn–Sham density functional theory (Δ KS, collectively Δ SCF),^{4,5} restricted active-space self-consistent-field theory (RASSCF),^{2,6–8} orthogonality-constrained density functional theory (OC-DFT),⁹ static exchange (STEX),^{7,10} and non-orthogonal configuration interaction singles (NOCIS).¹¹ Examples of methods of type (b) include configuration interaction singles (CIS, or the related time-dependent Hartree–Fock method, TD-HF),^{12–14} CIS with perturbative inclusion of double excitations (CIS(D)),¹⁵ time-dependent (linear response) DFT (TD-DFT) theory,^{4,16} the Bethe–Salpeter equation approach,¹⁷ Green’s function methods,^{18–21} equation-of-motion coupled-cluster (EOM-CC) methods^{22,23} or the closely related coupled-cluster linear response (CC-LR) methods,^{24,25} and multi-reference coupled-cluster methods.^{26–29} In particular, equation-of-motion coupled-cluster (EOM-CC) theory allows for a balanced and multi-reference treatment of excited or ionized states in the same Fock sector and effectively treats the electron correlation effects beyond the Hartree–Fock approximation.^{30–34} Because of their properties, EOM-CC methods, with the incorporation of the core-valence separation (CVS) scheme,^{25,35–39} are popular amongst the methods used for modeling spectroscopic phenomena of core-level states.

Various benchmarks have shown that CVS-EOM-CC methods accurately calculate core-ionized/excited states.^{25,36–41}

In addition to the type of computational method used to compute core-level spectra, the basis set used to construct the molecular orbitals of the ground and core-ionized/excited states also influences the accuracy of the results. Because a majority of commonly used basis sets were primarily developed for calculating ground or valence excited state energies, properties, geometries, analytical frequencies, etc. it is unsurprising that accurate prediction of other molecular properties (i.e. core-ionization/core-excitation energies, J coupling constants, isotropic hyperfine coupling constants, isotropic shielding constants, etc.) may require customized basis sets.^{42,43} Since core electrons, as well as the core hole, are tightly bound to the nucleus their molecular orbitals are highly localized and, particularly in the case of the core hole, not well represented by typical contracted basis functions in common basis sets. Additionally, the contraction of the occupied valence and, to a lesser extent, the virtual orbitals upon creation of a core hole requires greater radial flexibility than most standard basis sets provide. Finally, in linear response-type methods, the basis set must simultaneously be able to accurately describe the “normal” ground state orbitals as well as the relaxed orbitals in the core-hole state. A number of studies have explored these issues, as well as several suggested strategies for mitigating them by selecting appropriate basis sets or even creating customized basis sets.^{4,21,44–56}

A little over two decades ago, Cavigliasso et al. carried out a study on the basis set dependence of Δ KS calculations for K-edge (1s) core-electron ionization energies (IEs, or equivalently core-electron binding energies) of 17 small molecules comprising first-row p-block elements.⁵⁷ They found the standard cc-pCVTZ basis to be as effective as the cc-pV5Z basis as the cc-pCVTZ basis set provided greater completeness in the space spanned by the basis set due to the inclusion of tight core functions. An investigation by Besley et al. explored the use of uncontracted basis sets with Δ SCF calculations and found that IEs computed with the uncontracted 6-311G** basis provided results with similar quality obtained with the contracted cc-pCVQZ basis.⁴ In the work of Tolbatov and co-workers, basis set performance on C, N, and O 1s IEs of amino acids, computed with commonly used density functionals, were investigated and the results suggested that the PBE0/6-311+G* method performed best.⁵² Around the same time, Fouda et al. evaluated the basis set convergence of 1s core IEs for 34 small molecules computed with Δ SCF and found that

the cc-pCVTZ basis set yielded accurate results.⁵³ Govind and coworkers showed that the cc-pVnZ and def2-nZVP basis sets are not well suited for computing IEs at the GW level of theory due to contraction errors. Their calculations revealed that uncontracted versions of the the cc-pVnZ and def2-nZVP basis sets improved convergence and that faster convergence could be achieved using uncontracted pcJ-*n*, pcSseg-*n*, and ccX-*n*Z basis sets.⁵⁸

A different tack was taken by Hanson-Heine et al., where they calculated Δ SCF 1s core IEs by supplementing small standard basis sets, 6-31G* and cc-pVDZ, for an element of nuclear charge Z with basis functions from the element with charge $Z + 1$.⁵⁴ Their work revealed that IEs obtained at the PBE/ $Z + 1(6-31G^*)$ level of theory fell within 0.5 eV of their reference IEs obtained at the DFT/cc-pCVQZ level of theory, and that using the $Z + 1$ basis set only for “active” atom (where the 1s core orbital is localized) delivered sufficient results with fewer basis functions.⁵⁴ Ambroise et al.⁵⁵ investigated basis set requirements for computing XPS for N, F, and C K-edges of small molecules using Δ SCF. They defined a series of pcX-*n* basis sets based on the $Z + 1$ construct previously mentioned, but utilizing “ $Z + 1/2$ ” functions with interpolated exponents (from Z to $Z + 1$), and acquired near-optimum basis function exponents that provided a balanced description for ground and core-ionized states, greatly lowered basis set errors, and reduced computational cost. They also observed a monotonic and smooth convergence of the IEs with standard basis sets and found that the aug-cc-pCVTZ basis set provided core IEs within 0.1 eV of the results obtained with the aug-cc-pCV5Z basis set.⁵⁵ The same authors found that the pcX-*n* basis sets were not effective for CVS-EOM-CC methods, and so they further explored a set of ccX-*n*Z basis sets which were created by combining custom, lightly contracted *sp* sets with core (valence) polarization functions derived from standard basis sets with cardinal number $n + 1$ (n). These basis sets were found to provide smaller basis set errors in comparison to commonly used basis sets (of equivalent size) where the basis set error for the smallest ccX-*n*Z basis set (i.e. ccX-DZ) was around 0.1 eV.⁵⁹

Sarangi and co-workers computed an extensive benchmark of core IEs for C, N, and O K-edges of small molecules (primarily diatomic, with two polyatomic), using the fc-CVS-EOMIP-CCSD method which employs the frozen-core approximation in the ground state calculation.⁶⁰ Contracted, core-uncontracted and fully-uncontracted Pople and Dunning’s standard basis sets (with and without tight core functions), as well as mixed basis set schemes (which apply different basis sets to different atoms in the molecule) were employed

up to quintuple- ζ quality. Their results suggested that using an uncontracted basis for the atom to be ionized and smaller standard basis sets for the remainder of the molecule did not significantly impact the core IEs. Also, they observed that the basis sets used for the H atoms had little to no impact on computed core IEs. Though they found that the uncontracted 6-311G+(3df) basis set greatly reduced basis set error and performed similarly to the standard aug-cc-pV5Z basis,⁶⁰ Ambrose et al. noted that their ccX-DZ basis performs just as well the uncontracted 6-311G+(3df) basis but is much smaller in size, thereby diminishing computational cost.⁵⁹

These previous results all illustrate a need for more flexibility in the basis set either by using very large standard basis sets (not preferred for efficient calculations), including tight core functions (almost always advisable), diffuse augmented basis sets (not obviously appropriate for ionization processes), core- or fully-uncontracted basis sets (potentially effective, particularly if applied only to the active atom), or using customized contracted basis sets (most preferred in terms of basis set size). In this paper, we explore a technique for combining basis sets following several of these guidelines, which however eschews customized exponents or contraction schemes. Instead, the present approach utilizes only contracted, off-the-shelf basis functions from standard Dunning’s basis sets to construct “hybrid” basis sets for obtaining reliable IEs at the CVS-EOMIP-CCSD level. The overall goals of this research are:

- to assess the accuracy and efficiency of off-the-shelf hybrid basis sets in comparison to previously-published approaches;
- to more thoroughly investigate the use of mixed basis sets as a means of lowering computational cost without decreasing accuracy;
- to understand the role of augmented (diffuse) functions; and
- to explore the effect of freezing non-active core orbitals (while simultaneously removing the associated tight core functions);

in all cases in the context of core IEs computed at the CVS-EOMIP-CCSD level. By using portions of existing and easily-obtainable basis sets in place of specially-optimized basis sets for core-level properties, we hope to create a basis set protocol which is immediately extensible beyond the typical first- and second-row elements.

II. COMPUTATIONAL DETAILS

Our test set includes 1s principal core ionization energies of all heavy atoms within the following molecules: C₂H₄, H₂O, HCN, NH₃, CO, CH₂, CH₄, H₂CNH, H₂NF, H₂CO, H₃CF, H₃COH, HF, HNO, and HOF. This test set consists of 24 vertical ionization energies (the average of the tunneling levels for C₂H₄ is used). The core-valence separated equation-of-motion coupled cluster CVS-EOMIP-CCSD method,³⁹ with and without frozen core applied (as indicated in the text), was combined with standard, off-the-shelf Dunning’s correlation consistent basis sets cc-pVnZ (cardinal number $n = D, T, Q, 5, 6$, or numerically as $n = 2-6$), optionally with diffuse (aug) and/or tight core (C) functions.⁶¹⁻⁶⁷ In particular, tight core functions are used for all heavy atoms whose core 1s electrons are not frozen and for the uncontracted basis sets used for comparison in this work. In addition to completely uncontracted basis sets (uncontracted cc-pCVnZ, denoted *un*), we also employ core-uncontracted cc-pCVnZ basis sets, denoted *uCn*. Because the 1s and 2s orbitals share primitives in the Dunning basis sets, this amounts to uncontracting all *s* functions. In addition, the ccX-*n*Z ($n = D, T, Q, 5$) basis sets, taken from the work of Ambrose et al.,⁵⁹ were also used for comparison. All calculations were performed using the CFOUR program package.⁶⁸ Reference IEs for the test set were obtained at the CVS-EOMIP-CCSD/aug-cc-pCV6Z level of theory with the exception of molecules H₃COH and C₂H₄ whose reference IEs were computed at the CVS-EOMIP-CCSD/aug-cc-pCV5Z level of theory. For molecules where sextuple- ζ results were obtained, the difference with respect to quintuple- ζ is in all cases less than 10 meV.

Our hybrid basis sets were constructed by combining the (aug-)cc-p(C)VnZ *s* and *p* functions with the valence polarization (*d* and higher angular momentum) functions from the matching (aug-)cc-p(C)VmZ basis sets such that $2 \leq m < n \leq 6$. For hydrogen, the (aug-)cc-pVmZ basis set is used. Such hybrid combinations are denoted briefly as *n/m*, so that for example 4/2 denotes a 5s4p1d basis set which is a mixture of cc-pVQZ *sp* functions with cc-pVDZ *d* functions (and diffuse/core functions as indicated separately). The standard (non-hybrid) basis sets may be indicated as either *n/m* or simply *n*. In addition to hybrid basis sets which are applied evenly across the molecule, we tested several types of mixed basis sets which utilize different sets on different classes of atoms. A convenient short-hand notation for such combinations is [*n/m, n'/m', m**], where basis set *n/m* is applied to the active atom (where the core hole is localized), basis set *n'/m'* is applied to all other heavy

Basis Set	CNOF				H	
	nZ	CnZ	anZ	$aCnZ$	nZ	anZ
2/2	14	18	23	27	5	9
3/2	18	26	27	35	5	9
4/2	22	34	31	43	5	9
5/2	26	42	35	51	5	9
6/2	30	50	39	59	5	9
3/3	30	43	46	59	14	23
4/3	34	51	50	67	14	23
5/3	38	59	54	75	14	23
6/3	42	67	58	83	14	23
4/4	55	84	80	109	30	46
5/4	59	92	84	117	30	46
6/4	63	100	88	125	30	46
5/5	91	145	127	181	55	80
6/5	95	153	131	189	55	80
6/6	140	230	189	279	91	127
uC2	—	24	—	—	5	—
uC3	—	49	—	—	14	—
uC4	—	91	—	—	30	—
uC5	—	153	—	—	55	—
u2	—	30	—	—	5	—
u3	—	55	—	—	14	—
u4	—	97	—	—	30	—
u5	—	162	—	—	55	—
ccX-DZ	—	38	—	—	5	—
ccX-TZ	—	70	—	—	14	—
ccX-QZ	—	120	—	—	30	—
ccX-5Z	—	192	—	—	55	—

TABLE I: Number of basis functions on heavy atoms (CNOF) or hydrogen for hybrid (n/m), core-uncontracted (uC n), fully uncontracted (un), and ccX- nZ basis sets. The short-hand notation $nZ = \text{cc-pV}nZ$, $anZ = \text{aug-cc-pV}nZ$, $CnZ = \text{cc-pCV}nZ$, $aCnZ = \text{aug-cc-pCV}nZ$ is used. Basis functions for hydrogen are kept contracted in all cases.

atoms, and basis set m^* (always a standard basis set (aug-)cc-pV m^*Z) is applied to hydrogen. In general these five cardinal numbers can be any numbers, but we focus specifically on the cases $2 \leq m' = n' = m^* < m = n \leq 6$ (standard mixed) and $2 \leq m' = n' = m^* = m < n \leq 6$ (hybrid mixed). When necessary for disambiguation, we will also refer to aug- $[n/m, n'/m', m^*]$ and $[aug-n/m, n'/m', m^*]$ basis sets, where in the former diffuse functions are added on all atoms and in the latter diffuse functions are added only to the active atom. Otherwise,

the presence of diffuse functions will be inferred from context. The hybrid (and for $n = m$, standard) basis sets used in this work are summarized in Table I along with the number of basis functions per atom.

III. RESULTS AND DISCUSSION

The data set for our hybrid basis set type schemes consists of all 24 vertical IEs across our entire test set whereas the data set for the standard mixed and hybrid mixed basis set type schemes consists of 18 vertical IEs for the molecules of our test set that contain two (non-equivalent) heavy atoms (HCN, CO, H₂CNH, H₂NF, H₂CO, H₃CF, H₃COH, HNO, and HOF).

Relative IE errors for our basis sets, for every K-edge computed, are calculated by subtracting the IE computed with our basis set from our reference IE, IE(B) - IE(REF). For each specific basis set combination, we present both raw data for each IE, as well as statistical summary based on the 95% confidence interval of the error (assuming a Gaussian distribution of errors) and the average number of basis functions (b.f.s) per atom. The latter number varies across the test set depending on the saturation of each compound.

We begin by evaluating standard, hybrid, and mixed basis sets which do not include diffuse functions, but do include tight core functions. With these basis sets we also do not freeze any core electrons, even on inactive atoms. These results are summarized in Fig. 1.

A. Hybrid Basis Sets

Fig. 1A,B depicts the individual and statistical errors for hybrid basis sets of varying quality. The basis sets $n/m \equiv [n/m, n/m, m]$ are grouped by the cardinal number m , and the standard cc-pCV m Z basis sets are equivalent to the smallest basis set in each group (n/m), except for cc-pCVDZ which is not reported due to predictably and unacceptably large errors. The individual errors show a clear trend towards smaller errors for larger basis sets (either by increasing n or m), and a consistent underestimation of the IEs. There is a significant overlap between the data points for n/m with higher n and $n/m + 1$ for lower n (compared to the corresponding m). This suggests that improved results can indeed be obtained either by increasing the size of the entire basis along the standard cc-pCV n Z

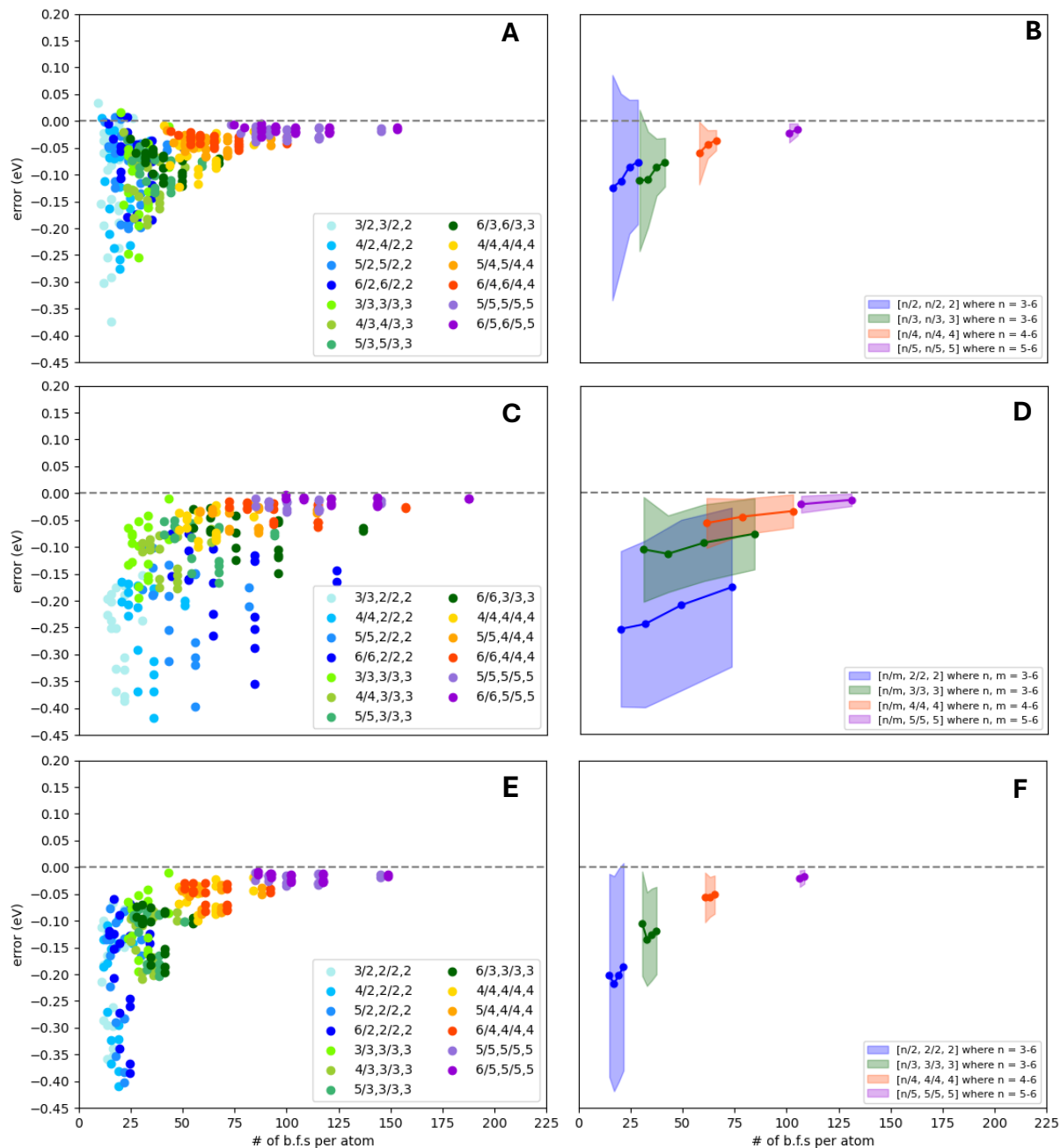


FIG. 1: Errors in vertical IEs with respect to the estimated CBS limit for CVS-EOMIP-CCSD/AE with non-augmented basis sets. **A,C,E**: scatter plots of individual data. **B,D,F**: points represent average error for each basis set combination, and the shaded region indicates the 95% confidence interval over the test set. **A,B**: hybrid basis sets applied to all heavy (non-hydrogen) atoms. **C,D**: standard basis sets, with different basis sets on active and non-active atoms (mixed basis sets). **E,F**: hybrid basis sets on active atoms, and (smaller) standard basis sets on other atoms (hybrid mixed basis sets).

hierarchy or by expanding only the sp set. For example, results for 6/2 are similar in both quality and basis set size to 3/3. This result is also borne out in Fig. 1B, where we clearly see that the number of b.f.s per atom and 95% confidence interval of the error are very similar for those bases. From that subfigure we also observe that the errors in each n/m sequence decrease with increasing n (e.g. from ± 0.210 eV for 3/2 to ± 0.116 eV for 6/2 and from ± 0.132 eV for 3/3 to ± 0.045 eV for 6/3).

Average errors also decrease with increasing m , but the reduction for the $n/2$ and $n/3$ series is rather moderate, and the reduction of variability is much more significant. The largest ‘‘DZ’’ set 6/2 and smallest ‘‘TZ’’ set 3/3, as noted above, essentially overlap in error and size. However, there is a significant gap between 6/3 and 4/4 and between 6/4 and 5/5. In each case, the smaller $6/m$ basis set achieves a similar range of errors as the larger $m + 1/m + 1$ set, but with a much smaller number of basis functions. This could result in significant savings for calculations targeting high basis set accuracy (~ 0.1 eV) by using hybrid ‘‘TZ’’ basis sets, as high as perhaps $3.7\times$ based on the ratio of number of b.f.s per atom (57 for 4/4 vs. 41 for 6/3) and the $\mathcal{O}(V^4)$ scaling with basis set of CCSD.

B. Mixed Basis Sets

In Fig. 1C,D we explore mixing different basis sets on active and inactive atoms, starting with mixtures of standard cc-pCV n Z basis sets. These mixed basis sets $[n/n, m/m, m]$ are grouped by the m cardinal number as above. In these results, we exclude systems with only one heavy atom since they do benefit from these mixed basis set schemes. The individual errors steadily decrease as the basis set size increases, rapidly w.r.t the cardinal number m , and more slowly with the cardinal number n . In comparison to the results from the hybrid basis set schemes (Fig. 1A,B) the data points are not as tightly clustered. It is clear that the $[n/n, 2, 2]$ basis set schemes, regardless of the value of n from 3 up to 6, yield considerably underestimated IEs. Regarding the other schemes, it is clear that the estimation of IEs improves considerably as m increases. Despite the small increase in accuracy on increasing n , the rapid increase in basis set size renders this strategy alone ineffective. For example, while $[6/2, 6/2, 2]$ and $[3/3, 3/3, 3]$ are similar in error (Fig. 1A,B), $[6/6, 2/2, 2]$ is substantially less accurate than $[3/3, 3/3, 3]$ (-0.176 ± 0.148 eV compared to -0.105 ± 0.098 eV, respectively), while requiring approximately $2.5\times$ as many b.f.s on

average. Of course, the relative sizes of the basis sets will change (favoring $[6/6, 2/2, 2]$) for larger molecules, but the use of at least TZ-quality basis sets for the entire molecule is required to bring errors below 0.2 eV when using only standard basis sets.

In Fig. 1E,F we investigate mixing different hybrid and standard basis sets on active and inactive atoms. A hybrid basis set is used on the active atom and standard basis sets are used on inactive atoms, i.e. $[n/m, m/m, m]$. Basis sets are grouped by m as before. While individual points (panel E) are still highly spread along the y -axis, the grouping along the x -axis is much tighter, with visible gaps between different groups defined by differing m cardinal numbers. However, the errors within and between each basis set group still closely follow those observed in Fig. 1C,D. As before, increasing m has a significant impact on accuracy, while increasing n only has little to no effect. However, the use of hybrid basis sets significantly decreases the number of basis sets required without reducing accuracy.

The combination of these results points out an interesting finding: the basis sets on neighboring atoms are critical in reducing accuracy below the $\sim 0.3eV$ level. This is illustrated, for example, in the comparison between increasing n and m in the $[n/n, m/m, m]$ mixed standard basis sets, as well as in the mixed hybrid basis sets. Here, even using a 6Z basis set on the active atom yields large errors when only a DZ set is used on neighboring atoms. Partly, this may be due to an overall poorer description of the general molecular structure which, due to bonding and other delocalized interactions, requires sufficient basis set description beyond the active atom. However, the clear and significant decrease in error for the hybrid (non-mixed) $[n/2, n/2, 2]$ series argues for a more specific effect. Here, the imbalance in the description of neighboring atoms, and particularly the poor description of polarization, should still negatively impact bonding and other interatomic interactions. Instead, the expanded sp set alone, even on inactive atoms, improves errors to below 0.2 eV. We will revisit this effect in the next section.

C. Role of Diffuse Functions

Fig. 2A,B depicts the individual and statistical errors for results computed using augmented hybrid basis sets $\text{aug-}[n/m, n/m, m]$. The data shows a consistent decrease in error as the basis set size increases, particularly with respect to n . Most such schemes are shown to yield individual errors within 0.1 eV of the estimated CBS limit. There is also remarkable

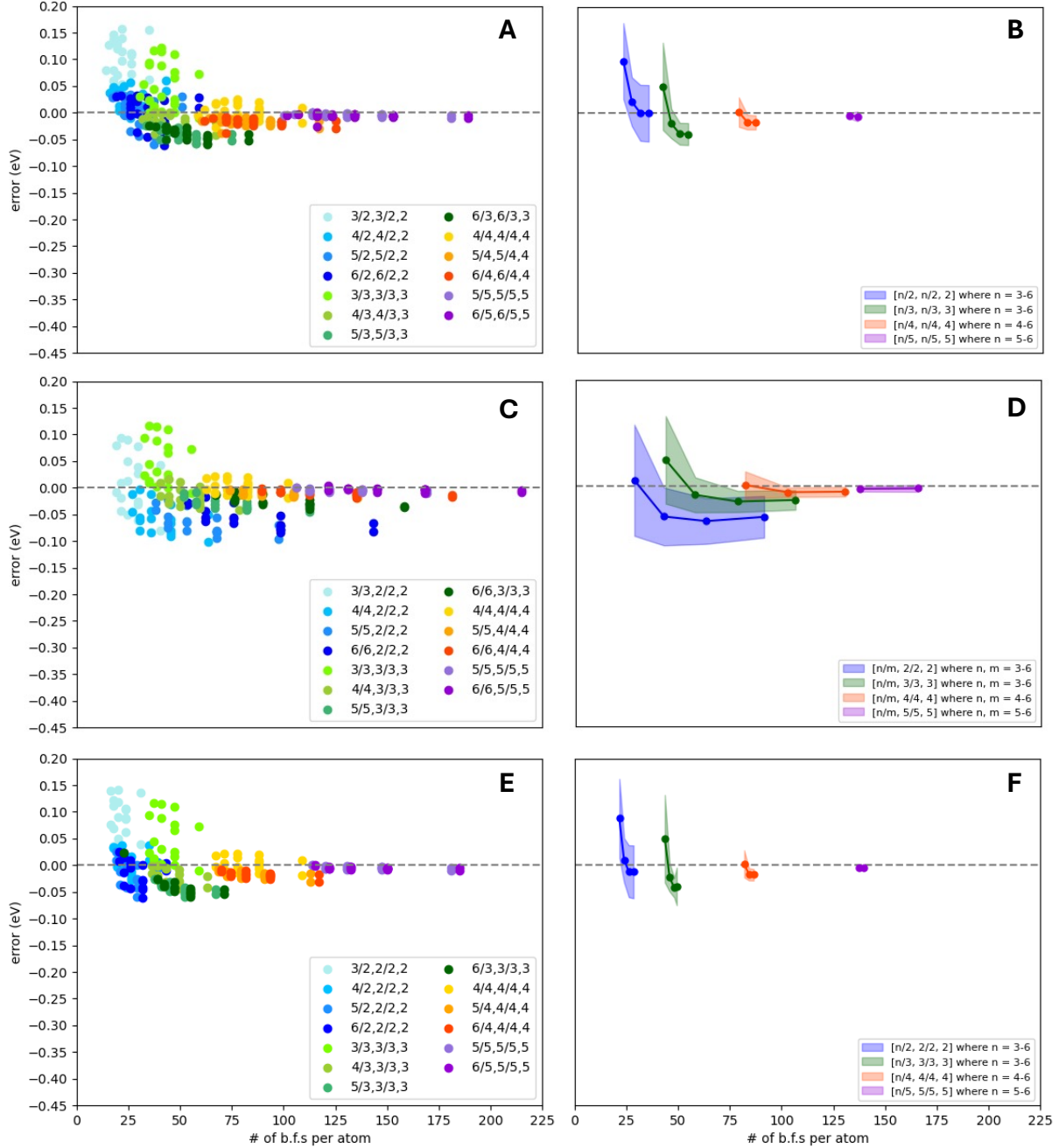


FIG. 2: As in Fig. 1, but for CVS-EOMIP-CCSD/AE with augmented basis sets. **A,B**: hybrid basis sets; **C,D**: standard mixed basis sets; **E,F**: hybrid mixed basis sets.

overlap among the data for n/m with large n and $m + 1/m + 1$. From Fig. 2B we see the average errors in each n/m sequence generally become smaller as m increases, although the DZ series $n/2$ seems to benefit from fortuitous error cancellation. Interestingly, the average error of the augmented $6/2$ basis set is now considerably less than for the slightly larger

3/3 (\equiv aug-cc-pCVTZ) basis set, although the 95% CI is similar. In comparison to the non-augmented hybrid basis set schemes (Fig. 1A,B), the addition of diffuse functions leads to significantly smaller average errors and improved convergence behavior with increasing basis set size. In most cases, the inclusion of diffuse functions reduces the average errors for the hybrid basis schemes by 70%, while average basis set size increases by only 30%. The 6/2 hybrid basis, with the inclusion of diffuse functions, now obtains a similar error as cc-pCVQZ, compared to the similarity of non-augmented 6/2 to cc-pCVTZ. The 40% reduction in number of basis functions from cc-pCVQZ to aug-6/2 promises speedups of up to $4\times$ with similar basis set errors below 0.1 eV.

Fig. 2C,D presents the distribution of errors obtained for results computed using augmented standard mixed basis schemes, aug- $[n/n, m/m, m]$. Overall, the errors are very similar to the hybrid basis sets, except that many more basis functions are required. Additionally, the aug- $[n/n, 2/2, 2]$ series loses the fortuitous error cancellation observed in the hybrid case. The rapid growth in basis size with n leads to basis sets with at least TZ quality for all atoms being the best compromise, although for larger molecules basis sets such as aug- $[5/5, 2/2, 2]$ may be the most effective combination in this category. When considering mixed hybrid basis sets (Fig. 2E,F), we see almost exactly the same errors on a per-basis-set level as with non-mixed hybrid sets (panels A,B), along with somewhat reduced numbers of basis functions due to the use of standard aug-cc-pCVDZ basis sets on all other atoms. So far, these basis sets clearly provide the most effective compromise of efficiency (small basis size) and accuracy, although the accuracy achievable at the e.g. aug- $[5/2, 2/2, 2]$ level already a significant improvement over standard cc-pCVDZ, cc-pCVTZ, and even cc-pCVQZ basis sets.

Clearly, the inclusion of diffuse functions significantly improves the accuracy of the calculated 1s IEs in our test set. The smaller but still significant improvement along the non-augmented $[n/2, n/2, 2]$ series (Fig. 1A,B) also indicates that including larger *sp* sets on neighboring atoms has a beneficial effect. This then raises the question whether the effect of diffuse functions is more significant on the active atom or on inactive atoms. We performed additional tests with basis sets of the type $[\text{aug-}n/n, m/m, m]$ and $[\text{aug-}n/m, m/m, m]$ where diffuse functions are only included on the active atoms. Fig. S1A-D in the Supplementary Information shows that this is clearly not an effective strategy, with errors as large as for non-augmented mixed basis sets (Fig. 1C-F). Thus, the reduction in error stems

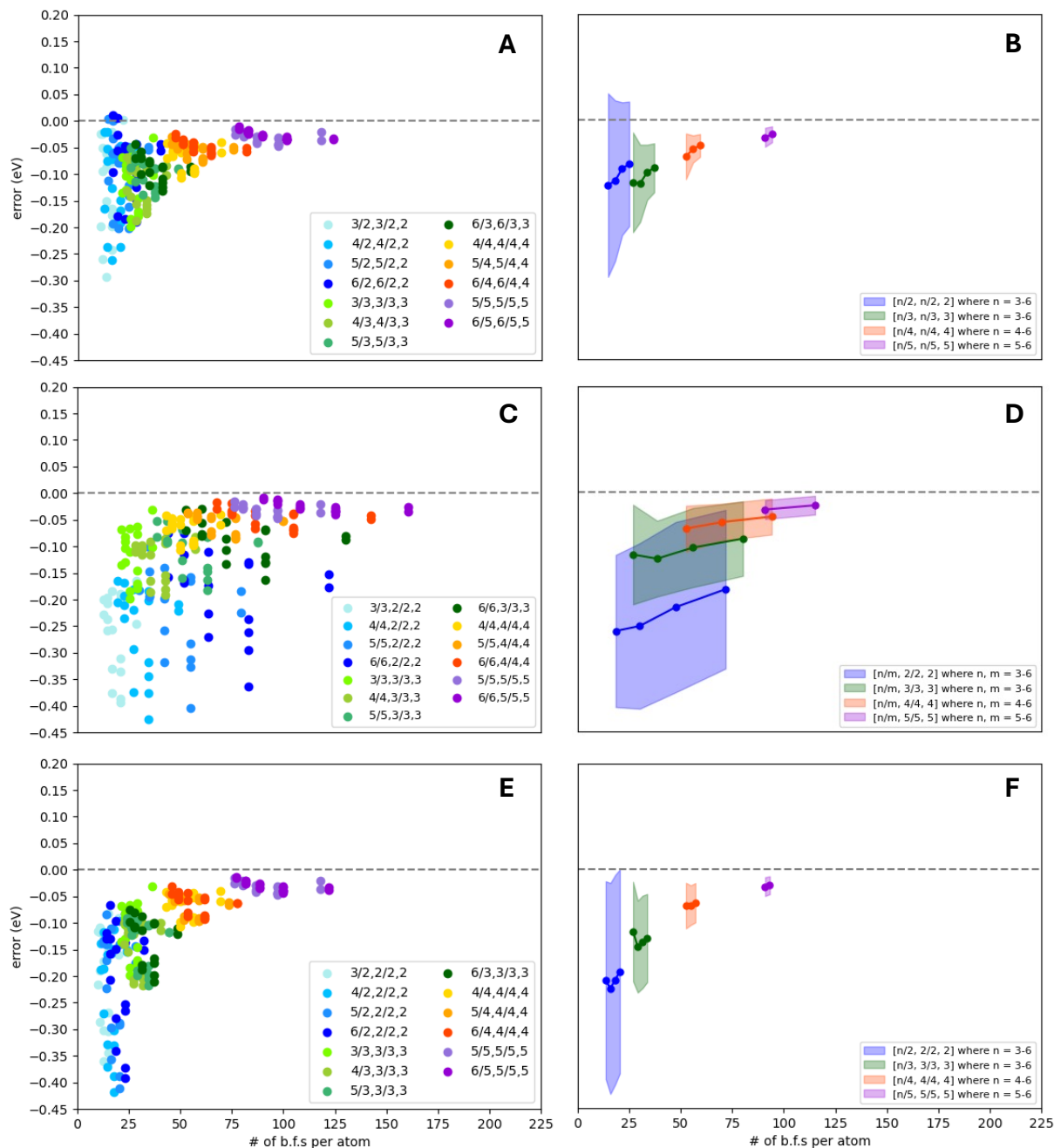


FIG. 3: As in Fig. 1, but for CVS-EOMIP-CCSD/FC with non-augmented basis sets. **A,B**: hybrid basis sets; **C,D**: standard mixed basis sets; **E,F**: hybrid mixed basis sets.

from increased flexibility in the basis sets of neighboring atoms. In particular, the addition of diffuse functions on nearby atoms (either explicitly diffuse functions or additional uncontracted functions present in “higher” Dunning basis sets, which also tend to have smaller exponents), even if only of s or p type, is necessary to reach errors below 0.1 eV. This is likely

due to better representation of polarization of the core orbital due to bonding interactions; in the active atom basis this requires functions of relatively large angular momentum, while low angular momentum functions on neighboring atoms are already suitably oriented.

D. Frozen Core Approximation

Here we explore the use of frozen core approximation to all hybrid and mixed basis sets, with and without diffuse functions included. In these calculations the core electrons of inactive atoms are frozen and the basis sets assigned to these atoms do not contain tight core functions (e.g. aug-cc-pVnZ, cc-pVnZ). In these results, we exclude systems with only one heavy atom. Fig. 3A-F show the individual and statistical errors for hybrid, standard mixed, and hybrid mixed basis sets with the frozen core (FC) approximation included on inactive atoms. We employ cc-pVnZ basis sets on these atoms rather than cc-pCVnZ as before. In comparison to Fig. 1, we see similar slightly larger errors in most cases. For example, the hybrid n/m series (panels A,B) average errors of -0.1222 ± 0.0863 eV for 3/2 to -0.0822 ± 0.0586 for 6/2, compared to -0.1239 ± 0.1050 eV and -0.0761 ± 0.0580 eV, respectively, without frozen core.

Increases in average errors are slightly larger for TZ, QZ, and 5Z basis sets, converging to ~ 12 meV near the basis set limit. This small offset is expected due to the lack of core-valence correlation in inactive atoms, which has a measurable although weak effect on the core ionization energy. Note that the active atom has all electrons correlated in all cases. The 95% confidence intervals experience the largest increase of 19 meV for 3/2 and 3/3 basis sets. The next largest increases in 95% CIs are only 8 meV. The mixed basis set schemes, both with and without a hybrid basis set on the active atom, show the most regular behavior with respect to freezing core electrons. Average errors increase consistently by 6–7 meV for combinations with DZ bases on inactive atoms, and 11–12 meV for larger basis sets (in fact, this is a reduction in error compared to the FC basis set limit). 95% CIs increase by at most 3 meV.

The effect of the frozen core approximation with augmented basis sets is depicted in Fig. 4. These results show very similar changes in errors compared to the augmented all-electron results (Fig. 2) as were observed in the non-augmented case. However, the changes are somewhat less systematic, particularly for mixed basis sets. Interestingly, the maximum

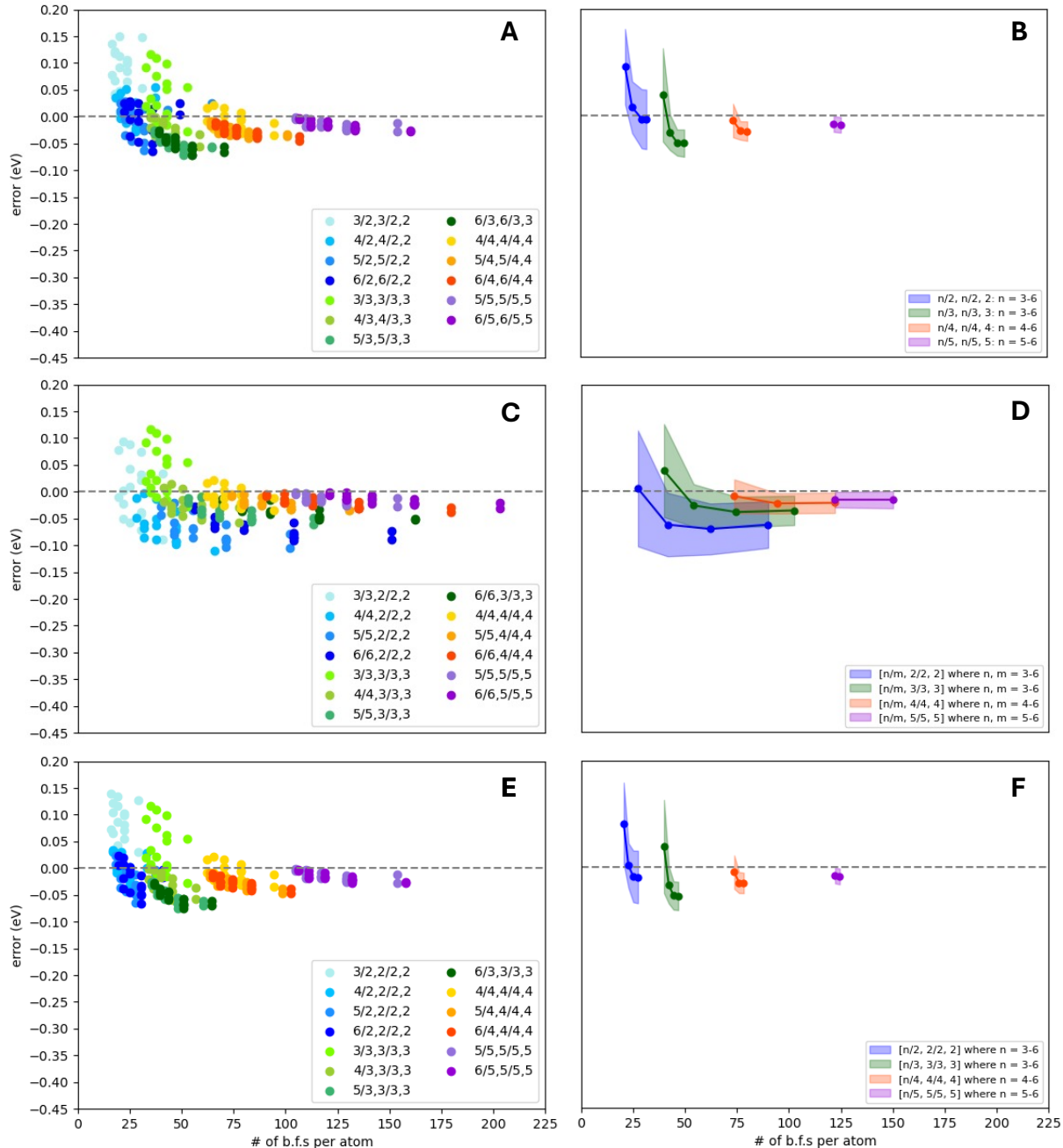


FIG. 4: As in Fig. 1, but for CVS-EOMIP-CCSD/FC with augmented basis sets. **A,B**: hybrid basis sets; **C,D**: standard mixed basis sets; **E,F**: hybrid mixed basis sets.

increases in error are highly similar to those noted above: up to 14 meV increase in average error and 17 meV increase in 95% CI (8 meV without the extremal case of [3/3, 2/2, 2]). Instead, the variability of the frozen core shifts tends to result in fortuitous error cancellation, leading in some cases to *decreases* in average errors by 10–12 meV. The most

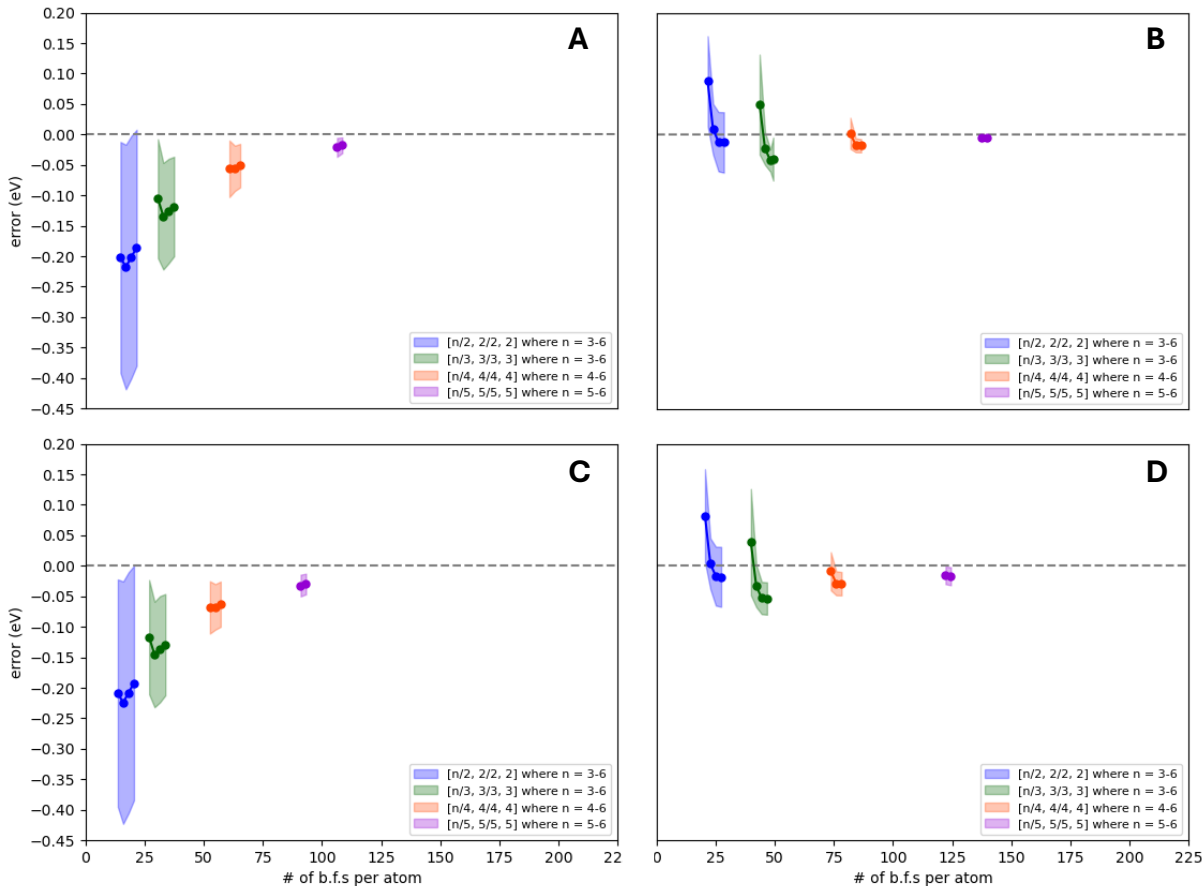


FIG. 5: Comparison of panel **F** (hybrid mixed basis sets, 95% confidence intervals of IE errors with respect to estimated CBS limit) from Figs. 1–4. **A**: all electron, non-augmented basis sets (Fig. 1). **B**: all electron, augmented basis sets (Fig. 2). **C**: frozen core, non-augmented basis sets (Fig. 3). **D**: frozen core, augmented basis sets (Fig. 4).

direct comparisons can be made in Fig. 5, where the hybrid mixed basis set results for all combinations of augmented/non-augmented and all electron/frozen core are presented together. Here, it is almost impossible to distinguish the additional errors due to freezing core electrons visually, while some slight decrease in the basis set size (particularly for larger basis sets) is notable due to the removal of tight core functions on inactive atoms.

E. Comparison to Other Schemes

Finally, we compare our hybrid basis sets to existing schemes including the use of core- (uCn) or fully-uncontracted (un) basis sets, as well the purpose-built $ccX-nZ$ basis sets of

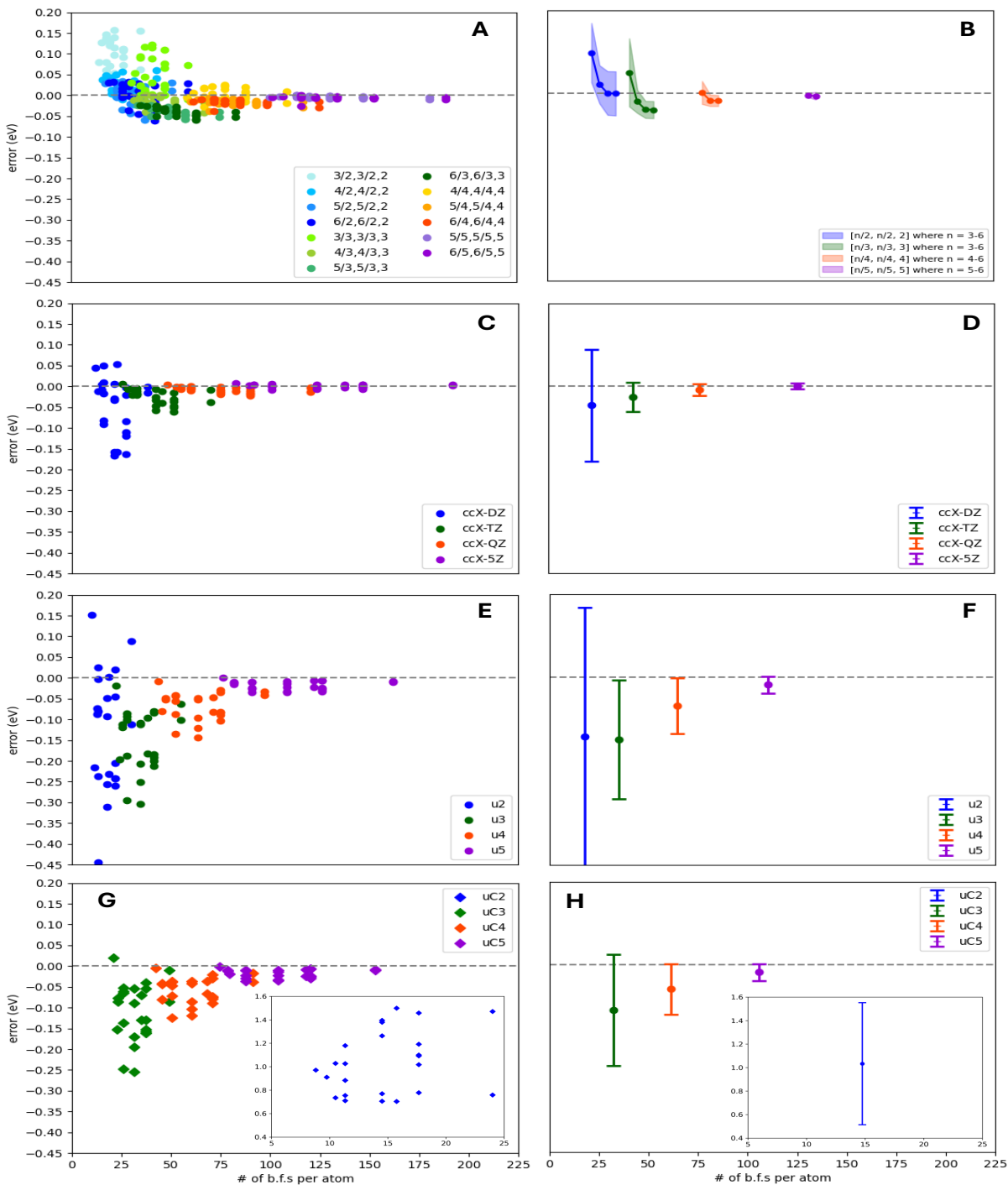


FIG. 6: Comparison of IE errors w.r.t. estimated CBS limit for different basis sets, using CVS-EOMIP-CCSD/AE. **A,B**: augmented hybrid basis sets; **C,D**: ccX- n Z basis sets;⁵⁹ **E,F**: uncontracted cc-pCV n Z basis sets; **G,H**: core-uncontracted cc-pCV n Z basis sets. In all cases the heavy atoms of the same molecule were described by equivalent basis sets and equivalent (contracted) standard cc-pV n Z basis sets were used for H atoms.

Ambroise et al.⁵⁹ As there is only scattered data for mixed basis set and mixed frozen core XPS calculations in the literature using these other approaches, we compare only calculations which employ the same basis set on all atoms (except hydrogen) and correlate all electrons; a full study of these additional effects for uncontracted and ccX- nZ bases is outside the present scope. Results are presented in Fig. 6. We include diffuse functions in our hybrid basis sets due to the clear benefit and small increase in basis set size, although such functions are not commonly used for XPS calculations in the literature. In comparison to uncontracted basis sets, we find a significant increase in accuracy at all basis set sizes. In particular, we notice very similarly behavior of uC n and un basis sets of TZ and higher quality, but extremely poor results with uC2 compared to u2. Our hybrid “DZ” basis sets significantly outperform both of these uncontracted DZ sets. Both the DZ and TZ hybrid sets obtain errors better than uC4 or u4 at significantly reduced basis set size. In comparison to the ccX- nZ sets, we find generally similar or slightly smaller errors, for hybrid basis sets of similar or slightly larger size. The biggest gain in accuracy comes for the DZ hybrid sets, for example 5/2, in comparison to ccX-DZ. While 5/2 is still slightly less accurate than ccX-TZ, it is significantly more accurate than ccX-DZ (0.0008 ± 0.0263 eV and -0.0459 ± 0.0671 , respectively), and only 39% larger. In a mixed basis set calculation, this increase in size becomes essentially negligible.

IV. CONCLUSIONS

In this work we investigate the basis set requirements for accurate computations of core-level ionization energies (IEs) using the CVS-EOM-IP-CCSD method across a set of 15 molecules, many with more than one heavy atom. From our results, we provide a detailed discussion on the use of standard and off-the-shelf hybrid and mixed basis set combinations which are constructed from Dunning’s augmented and non-augmented correlation-consistent basis sets. We also explored the use of the frozen core approximation for inactive atoms. From the IE values computed, we quantified IE errors for all our hybrid and mixed basis set schemes.

Our results show that hybrid and mixed basis sets can be a highly effective strategy for approaching the basis set limit in XPS calculations of organic molecules, at low computational cost. In particular, we find that diffuse functions should be included on all atoms (or

potentially, on only the active and nearby atoms), and that a very compact mixture of high- ζ *sp* functions (5Z or higher) with all other functions of DZ quality leads to reliably sub-0.1 eV basis set errors. We further find that applying the frozen core approximation to inactive atoms has an extremely minor effect on the computed IEs, typically below 10 meV. Some care must be taken in certain cases, chiefly when the active atom is equivalent to others by symmetry operations of the molecular point group. In this case, all equivalent atoms should be given the same basis set, have all electrons correlated, and be simultaneously included in the core-valence separation. This procedure may be necessary even in cases of accidental degeneracy (near-equivalency).

In comparison to existing basis sets approaches, we find that hybrid basis sets are significantly more effective than core- or fully-uncontracted Dunning basis sets, and are similarly effective compared to purpose-built basis sets such as *ccX-nZ*. We find the simplicity of the concept of hybrid basis sets highly attractive, and we hope that this approach will be readily extensible to a larger portion of the periodic table. For general calculations of organic K-edge ionization energies, we can now readily recommend the aug-[5/2, 2/2, 2]/FC scheme as our preferred method.

In future work, we also hope to validate the use of hybrid mixed basis sets for core-excited states relevant to x-ray absorption (XAS) and resonant inelastic x-ray scattering (RIXS) experiments.

ACKNOWLEDGMENTS

This work was supported in part by the US National Science Foundation under grant CHE-2143725 and by the US Department of Energy under grant DE-SC0022893. Computational resources for this research were provided by SMU’s O’Donnell Data Science and Research Computing Institute.

CONFLICT OF INTEREST STATEMENT

The authors have no conflicts to disclose.

SUPPLEMENTARY INFORMATION

Supplemental information files are available containing:

- Additional data and figures for partially-augmented basis sets (.pdf).
- Computed CCSD total energies, ionization energies, ionization energy errors, and number of basis functions for all presented calculations. (.xlsx)

REFERENCES

- ¹P. S. Bagus, "Self-consistent-field wave functions for hole states of some ne-like and ar-like ions," *Physical Review* **139**, A619–A634 (1965).
- ²A. Naves de Brito, N. Correia, S. Svensson, and H. Ågren, "A theoretical study of x-ray photoelectron spectra of model molecules for polymethylmethacrylate," *The Journal of Chemical Physics* **95**, 2965–2974 (1991).
- ³A. Schmitt and J. Schirmer, "Molecular k-shell excitation spectra in the relaxed-core hartree-fock approximation," *Chemical Physics* **164**, 1–9 (1992).
- ⁴N. A. Besley, A. T. B. Gilbert, and P. M. W. Gill, "Self-consistent-field calculations of core excited states," *The Journal of Chemical Physics* **130** (2009), 10.1063/1.3092928.
- ⁵L. Triguero, O. Plashkevych, L. Pettersson, and H. Ågren, "Separate state vs. transition state kohn-sham calculations of x-ray photoelectron binding energies and chemical shifts," *Journal of Electron Spectroscopy and Related Phenomena* **104**, 195–207 (1999).
- ⁶H. J. A. Jensen, P. Jørgensen, and H. Ågren, "Efficient optimization of large scale mescf wave functions with a restricted step algorithm," *The Journal of Chemical Physics* **87**, 451–466 (1987).
- ⁷H. Ågren, V. Carravetta, O. Vahtras, and L. G. Pettersson, "Direct, atomic orbital, static exchange calculations of photoabsorption spectra of large molecules and clusters," *Chemical Physics Letters* **222**, 75–81 (1994).
- ⁸P. S. Bagus, C. Sousa, and F. Illas, "Consequences of electron correlation for xps binding energies: Representative case for c(1s) and o(1s) xps of co," *The Journal of Chemical Physics* **145** (2016), 10.1063/1.4964320.
- ⁹P. Verma, W. D. Derricotte, and F. A. Evangelista, "Predicting near edge x-ray absorption spectra with the spin-free exact-two-component hamiltonian and orthogonality constrained

- density functional theory,” *Journal of Chemical Theory and Computation* **12**, 144–156 (2015).
- ¹⁰U. Ekström, P. Norman, and V. Carravetta, “Relativistic four-component static-exchange approximation for core-excitation processes in molecules,” *Physical Review A* **73** (2006), 10.1103/physreva.73.022501.
- ¹¹K. J. Oosterbaan, A. F. White, and M. Head-Gordon, “Non-orthogonal configuration interaction with single substitutions for the calculation of core-excited states,” *The Journal of Chemical Physics* **149** (2018), 10.1063/1.5023051.
- ¹²D. Maganas, S. DeBeer, and F. Neese, “Restricted open-shell configuration interaction cluster calculations of the l-edge x-ray absorption study of tio2 and caf2 solids,” *Inorganic Chemistry* **53**, 6374–6385 (2014).
- ¹³D. Toffoli and P. Decleva, “A multichannel least-squares b-spline approach to molecular photoionization: Theory, implementation, and applications within the configuration–interaction singles approximation,” *Journal of Chemical Theory and Computation* **12**, 4996–5008 (2016).
- ¹⁴C. Ehlert and T. Klamroth, “The quest for best suited references for configuration interaction singles calculations of core excited states,” *Journal of Computational Chemistry* **38**, 116–126 (2016).
- ¹⁵F. A. Asmuruf and N. A. Besley, “Calculation of near-edge x-ray absorption fine structure with the cis(d) method,” *Chemical Physics Letters* **463**, 267–271 (2008).
- ¹⁶S. DeBeer George, T. Petrenko, and F. Neese, “Prediction of iron k-edge absorption spectra using time-dependent density functional theory,” *The Journal of Physical Chemistry A* **112**, 12936–12943 (2008).
- ¹⁷J. Vinson, J. J. Rehr, J. J. Kas, and E. L. Shirley, “Bethe-salpeter equation calculations of core excitation spectra,” *Physical Review B* **83** (2011), 10.1103/physrevb.83.115106.
- ¹⁸A. Barth and J. Schirmer, “Theoretical core-level excitation spectra of n2 and co by a new polarisation propagator method,” *Journal of Physics B: Atomic and Molecular Physics* **18**, 867–885 (1985).
- ¹⁹A. Barth and L. S. Cederbaum, “Many-body theory of core-valence excitations,” *Physical Review A* **23**, 1038–1061 (1981).
- ²⁰A. B. Trofimov, T. E. Moskovskaya, E. V. Gromov, N. M. Vitkovskaya, and J. Schirmer, “Core-level electronic spectra in adc(2) approximation for polarization propagator: Carbon

- monoxide and nitrogen molecules,” *Journal of Structural Chemistry* **41**, 483–494 (2000).
- ²¹J. Wenzel, A. Holzer, M. Wormit, and A. Dreuw, “Analysis and comparison of cvs-adc approaches up to third order for the calculation of core-excited states,” *The Journal of Chemical Physics* **142** (2015), 10.1063/1.4921841.
- ²²S. H. Southworth, R. Wehlitz, A. Picón, C. S. Lehmann, L. Cheng, and J. F. Stanton, “Inner-shell photoionization and core-hole decay of xe and xef2,” *The Journal of Chemical Physics* **142** (2015), 10.1063/1.4922208.
- ²³B. Peng, P. J. Lestrage, J. J. Goings, M. Caricato, and X. Li, “Energy-specific equation-of-motion coupled-cluster methods for high-energy excited states: Application to k-edge x-ray absorption spectroscopy,” *Journal of Chemical Theory and Computation* **11**, 4146–4153 (2015).
- ²⁴S. Coriani, O. Christiansen, T. Fransson, and P. Norman, “Coupled-cluster response theory for near-edge x-ray-absorption fine structure of atoms and molecules,” *Physical Review A* **85** (2012), 10.1103/physreva.85.022507.
- ²⁵S. Coriani and H. Koch, “Communication: X-ray absorption spectra and core-ionization potentials within a core-valence separated coupled cluster framework,” *The Journal of Chemical Physics* **143** (2015), 10.1063/1.4935712.
- ²⁶D. Datta and D. Mukherjee, “An explicitly spin-free compact open-shell coupled cluster theory using a multireference combinatoric exponential ansatz: Formal development and pilot applications,” *The Journal of Chemical Physics* **131** (2009), 10.1063/1.3185356.
- ²⁷J. Brabec, K. Bhaskaran-Nair, N. Govind, J. Pittner, and K. Kowalski, “Communication: Application of state-specific multireference coupled cluster methods to core-level excitations,” *The Journal of Chemical Physics* **137** (2012), 10.1063/1.4764355.
- ²⁸S. Sen, A. Shee, and D. Mukherjee, “A study of the ionisation and excitation energies of core electrons using a unitary group adapted state universal approach,” *Molecular Physics* **111**, 2625–2639 (2013).
- ²⁹A. K. Dutta, J. Gupta, N. Vaval, and S. Pal, “Intermediate hamiltonian fock space multireference coupled cluster approach to core excitation spectra,” *Journal of Chemical Theory and Computation* **10**, 3656–3668 (2014).
- ³⁰K. Emrich, “An extension of the coupled cluster formalism to excited states (i),” *Nuclear Physics A* **351**, 379–396 (1981).
- ³¹J. F. Stanton and R. J. Bartlett, “The equation of motion coupled-cluster method. a

- systematic biorthogonal approach to molecular excitation energies, transition probabilities, and excited state properties,” *The Journal of Chemical Physics* **98**, 7029–7039 (1993).
- ³²A. I. Krylov, “Equation-of-motion coupled-cluster methods for open-shell and electronically excited species: The hitchhiker’s guide to fock space,” *Annual Review of Physical Chemistry* **59**, 433–462 (2008).
- ³³R. J. Bartlett, “Coupled-cluster theory and its equation-of-motion extensions,” *WIREs Computational Molecular Science* **2**, 126–138 (2011).
- ³⁴K. Snegov and O. Christiansen, “Excited state coupled cluster methods,” *WIREs Computational Molecular Science* **2**, 566–584 (2011).
- ³⁵L. S. Cederbaum, W. Domcke, and J. Schirmer, “Many-body theory of core holes,” *Physical Review A* **22**, 206–222 (1980).
- ³⁶S. Coriani and H. Koch, “Communication: X-ray absorption spectra and core-ionization potentials within a core-valence separated coupled cluster framework,” *The Journal of Chemical Physics* **143**, 181103 (2015).
- ³⁷M. L. Vidal, X. Feng, E. Epifanovsky, A. I. Krylov, and S. Coriani, “New and efficient equation-of-motion coupled-cluster framework for core-excited and core-ionized states,” *Journal of Chemical Theory and Computation* **15**, 3117–3133 (2019).
- ³⁸B. N. C. Tenorio, T. Moitra, M. A. C. Nascimento, A. B. Rocha, and S. Coriani, “Molecular inner-shell photoabsorption/photoionization cross sections at core-valence-separated coupled cluster level: Theory and examples,” *The Journal of Chemical Physics* **150** (2019), 10.1063/1.5096777.
- ³⁹J. Liu, D. Matthews, S. Coriani, and L. Cheng, “Benchmark calculations of k-edge ionization energies for first-row elements using scalar-relativistic core–valence-separated equation-of-motion coupled-cluster methods,” *Journal of Chemical Theory and Computation* **15**, 1642–1651 (2019).
- ⁴⁰R. H. Myhre, S. Coriani, and H. Koch, “Near-edge x-ray absorption fine structure within multilevel coupled cluster theory,” *Journal of Chemical Theory and Computation* **12**, 2633–2643 (2016).
- ⁴¹F. Frati, F. de Groot, J. Cerezo, F. Santoro, L. Cheng, R. Faber, and S. Coriani, “Coupled cluster study of the x-ray absorption spectra of formaldehyde derivatives at the oxygen, carbon, and fluorine k-edges,” *The Journal of Chemical Physics* **151** (2019), 10.1063/1.5097650.

- ⁴²F. Jensen, “Computational chemistry: The exciting opportunities and the boring details,” *Israel Journal of Chemistry* **62** (2021), 10.1002/ijch.202100027.
- ⁴³R. T. Ireland and L. K. McKemmish, “On the specialization of gaussian basis sets for core-dependent properties,” *The Journal of Chemical Physics* **159** (2023), 10.1063/5.0159119.
- ⁴⁴T. J. Watson and R. J. Bartlett, “Infinite order relaxation effects for core ionization energies with a variational coupled cluster ansatz,” *Chemical Physics Letters* **555**, 235–238 (2013).
- ⁴⁵A. Mijovilovich, L. G. M. Pettersson, S. Mangold, M. Janousch, J. Susini, M. Salome, F. M. F. de Groot, and B. M. Weckhuysen, “The interpretation of sulfur k-edge xanes spectra: A case study on thiophenic and aliphatic sulfur compounds,” *The Journal of Physical Chemistry A* **113**, 2750–2756 (2009).
- ⁴⁶J. P. Carbone, L. Cheng, R. H. Myhre, D. Matthews, H. Koch, and S. Coriani, “An analysis of the performance of coupled cluster methods for core excitations and core ionizations using standard basis sets,” 10.1016/bs.aiq.2019.05.005, <http://arxiv.org/abs/1908.03635v1>.
- ⁴⁷S. Shirai, S. Yamamoto, and S.-a. Hyodo, “Accurate calculation of core-electron binding energies: Multireference perturbation treatment,” *The Journal of Chemical Physics* **121**, 7586–7594 (2004).
- ⁴⁸Y. Takahata and D. P. Chong, “Dft calculation of core-electron binding energies,” *Journal of Electron Spectroscopy and Related Phenomena* **133**, 69–76 (2003).
- ⁴⁹J. Wenzel, M. Wormit, and A. Dreuw, “Calculating core-level excitations and x-ray absorption spectra of medium-sized closed-shell molecules with the algebraic-diagrammatic construction scheme for the polarization propagator,” *Journal of Computational Chemistry* **35**, 1900–1915 (2014).
- ⁵⁰B. Kovač, I. Ljubić, A. Kivimäki, M. Coreno, and I. Novak, “Characterisation of the electronic structure of some stable nitroxyl radicals using variable energy photoelectron spectroscopy,” *Phys. Chem. Chem. Phys.* **16**, 10734–10742 (2014).
- ⁵¹T. Fransson, I. Zhovtobriukh, S. Coriani, K. T. Wikfeldt, P. Norman, and L. G. M. Pettersson, “Requirements of first-principles calculations of x-ray absorption spectra of liquid water,” *Physical Chemistry Chemical Physics* **18**, 566–583 (2016).
- ⁵²I. Tolbatov and D. M. Chipman, “Benchmarking density functionals and gaussian basis sets for calculation of core-electron binding energies in amino acids,” *Theoretical Chemistry Accounts* **136** (2017), 10.1007/s00214-017-2115-x.
- ⁵³A. E. A. Fouda and N. A. Besley, “Assessment of basis sets for density functional theory-

- based calculations of core-electron spectroscopies,” *Theoretical Chemistry Accounts* **137** (2017), 10.1007/s00214-017-2181-0.
- ⁵⁴M. W. Hanson-Heine, M. W. George, and N. A. Besley, “Basis sets for the calculation of core-electron binding energies,” *Chemical Physics Letters* **699**, 279–285 (2018).
- ⁵⁵M. A. Ambroise and F. Jensen, “Probing basis set requirements for calculating core ionization and core excitation spectroscopy by the δ self-consistent-field approach,” *Journal of Chemical Theory and Computation* **15**, 325–337 (2018).
- ⁵⁶D. Hait and M. Head-Gordon, “Highly accurate prediction of core spectra of molecules at density functional theory cost: Attaining sub-electronvolt error from a restricted open-shell kohn–sham approach,” *The Journal of Physical Chemistry Letters* **11**, 775–786 (2020).
- ⁵⁷G. Cavigliasso and D. P. Chong, “Accurate density-functional calculation of core-electron binding energies by a total-energy difference approach,” *The Journal of Chemical Physics* **111**, 9485–9492 (1999).
- ⁵⁸D. Mejia-Rodriguez, A. Kunitsa, E. Aprà, and N. Govind, “Basis set selection for molecular core-level gw calculations,” *Journal of Chemical Theory and Computation* **18**, 4919–4926 (2022).
- ⁵⁹M. A. Ambroise, A. Dreuw, and F. Jensen, “Probing basis set requirements for calculating core ionization and core excitation spectra using correlated wave function methods,” *Journal of Chemical Theory and Computation* **17**, 2832–2842 (2021).
- ⁶⁰R. Sarangi, M. L. Vidal, S. Coriani, and A. I. Krylov, “On the basis set selection for calculations of core-level states: different strategies to balance cost and accuracy,” *Molecular Physics* **118** (2020), 10.1080/00268976.2020.1769872.
- ⁶¹T. H. Dunning Jr, “Gaussian basis sets for use in correlated molecular calculations. i. the atoms boron through neon and hydrogen,” *The Journal of chemical physics* **90**, 1007–1023 (1989).
- ⁶²R. A. Kendall, T. H. Dunning, and R. J. Harrison, “Electron affinities of the first-row atoms revisited. systematic basis sets and wave functions,” *The Journal of chemical physics* **96**, 6796–6806 (1992).
- ⁶³T. Dunning Jr and D. Woon, “Gaussian basis sets for use in correlated molecular calculations. iii. the second row atoms, al–ar,” *J. Chem. Phys* **98**, 1358–1371 (1993).
- ⁶⁴D. E. Woon and T. H. Dunning Jr, “Gaussian basis sets for use in correlated molecular calculations. v. core-valence basis sets for boron through neon,” *The Journal of chemical*

- physics **103**, 4572–4585 (1995).
- ⁶⁵A. K. Wilson, T. Van Mourik, and T. H. Dunning Jr, “Gaussian basis sets for use in correlated molecular calculations. vi. sextuple zeta correlation consistent basis sets for boron through neon,” *Journal of Molecular Structure: THEOCHEM* **388**, 339–349 (1996).
- ⁶⁶T. Van Mourik, A. K. Wilson, and T. H. Dunning Jr, “Benchmark calculations with correlated molecular wavefunctions. xiii. potential energy curves for he2, ne2 and ar2 using correlation consistent basis sets through augmented sextuple zeta,” *Molecular Physics* **96**, 529–547 (1999).
- ⁶⁷K. A. Peterson and T. H. Dunning Jr, “Accurate correlation consistent basis sets for molecular core–valence correlation effects: The second row atoms al–ar, and the first row atoms b–ne revisited,” *The Journal of chemical physics* **117**, 10548–10560 (2002).
- ⁶⁸D. A. Matthews, L. Cheng, M. E. Harding, F. Lipparini, S. Stopkowicz, T.-C. Jagau, P. G. Szalay, J. Gauss, and J. F. Stanton, “Coupled-cluster techniques for computational chemistry: The cfour program package,” *The Journal of Chemical Physics* **152** (2020), 10.1063/5.0004837.