

Beyond Regularity: Simple versus Optimal Mechanisms, Revisited

Yiding Feng*

Yaonan Jin†

Abstract

A large proportion of the Bayesian mechanism design literature is restricted to the family of *regular* distributions \mathbb{F}_{reg} [Mye81] or the family of *monotone hazard rate (MHR)* distributions \mathbb{F}_{MHR} [BMP63], which overshadows this beautiful and well-developed theory. We (re-)introduce two generalizations, the family of *quasi-regular* distributions $\mathbb{F}_{\text{q-reg}}$ and the family of *quasi-MHR* distributions $\mathbb{F}_{\text{q-MHR}}$. All four families together form the following hierarchy:

$$\mathbb{F}_{\text{MHR}} \subsetneq (\mathbb{F}_{\text{reg}} \cap \mathbb{F}_{\text{q-MHR}}) \subsetneq \mathbb{F}_{\text{reg}}, \quad \mathbb{F}_{\text{q-MHR}} \subsetneq (\mathbb{F}_{\text{reg}} \cup \mathbb{F}_{\text{q-MHR}}) \subsetneq \mathbb{F}_{\text{q-reg}}.$$

The significance of our new families is manifold. First, their defining conditions are immediate relaxations of the regularity/MHR conditions (i.e., monotonicity of the virtual value functions and/or the hazard rate functions), which reflect economic intuition. Second, they satisfy natural mathematical properties (about order statistics) that are violated by both original families \mathbb{F}_{reg} and \mathbb{F}_{MHR} . Third but foremost, numerous results [BK96, HR09a, CD15, DRY15, HR14, AHN⁺19, JLTx20, JLQ⁺19b, FLR19, GHZ19b, J LX23, LM24] established before for regular/MHR distributions now can be generalized, with or even without quantitative losses.

*Hong Kong University of Science and Technology. Email: ydfeng@ust.hk

†Huawei TCS Lab. Email: jinyaonan@huawei.com

Contents

1	Introduction	1
1.1	Our Contributions	2
1.2	Further Discussions	12
2	Preliminaries	13
3	Distribution Hierarchy and Structural Results	16
3.1	Basic Structural Results	16
3.2	Relations among Distribution Families	23
3.3	Order Statistics of Symmetric Regular/MHR Distributions	23
3.4	Order Statistics of Asymmetric Quasi-Regular/-MHR Distributions	28
4	Revenue Approximation by Bayesian Simple Mechanisms	32
4.1	The Single-Item Setting	33
4.2	The Downward-Closed Settings	38
5	Revenue Approximation by Prior-Independent Mechanisms	43
5.1	The Single-Item Setting	43
5.2	The Downward-Closed Settings	47
6	Revenue Approximation by a Single Sample	48
7	The Sample Complexity of Revenue Maximization	55
7.1	Learning Empirical Uniform Reserve	55
7.2	Learning Empirical Myerson Auction	56
8	Conclusions and Future Directions	58
A	Cost Prophet Inequalities	68

1 Introduction

Bayesian mechanism design, a traditional branch of economics and game theory, has also become a core subdomain of theoretical computer science over the last two decades. Specifically, the TCS community has brought/renewed several crucial principles of this discipline, such as (i) an emphasis on approximation guarantees, (ii) simplicity of mechanism rules, and (iii) robustness to information assumptions. (See the surveys [HR09b, CS14, Rou14, JLQ⁺19c, GHZ19a] and the textbook [Har16] for an overview.) In the canonical *single-parameter revenue maximization* context [Mye81], among the most mainstream research topics include:¹

- **Approximation by Bayesian Simple Mechanisms:** By a line of works initiated by Hartline and Roughgarden [HR09a], Bayesian mechanisms with elementary rules already can be approximately optimal [HR09a, CHMS10, CEG⁺10, Yan11, Ala14, DFK16, AHN⁺19, CFH⁺21, JLTx20, JLQ⁺19b, JLQ19a, JLLZ22, GPZ21, BGL⁺21, JMZ22, PT22, BC23].

For example, Bayesian Optimal Uniform Pricing,² which arguably is the most straightforward and practical mechanism, achieves a tight ≈ 0.3817 -approximation to the optimal mechanism, Bayesian Myerson Auction [AHN⁺19, JLTx20, JLQ⁺19b].

- **Approximation by Prior-Independent Mechanisms:** By a line of works initiated by Bulow and Klemperer [BK96], prior-independent mechanisms that need not utilize the Bayesian information (possibly after slight modifications of models) already can be approximately optimal [BK96, HR09a, DRS12, DRY15, RTY20, FLR19, JLQ19a, FILS15, AB20, HJL20].

For example, Second Price Auction with $(n + 1)$ many i.i.d. buyers surpasses Bayesian Myerson Auction (that fully leverages the Bayesian information) with n such buyers [BK96].

- **Approximation with a Single Sample (or a Few Samples):** By a line of works initiated by Dhangwatnotai, Roughgarden, and Yan [DRY15], a single or a few sample(s) from the underlying distributions are sufficient to design approximately optimal mechanisms [DRY15, HMR18, FILS15, BGMM18, RTY20, DZ20, RTY20, ABB22, FHL21].

For example, given a single buyer and a single sample from his/her value distribution, Identity Pricing³ achieves a tight $\frac{1}{2}$ -approximation to Bayesian Myerson Auction; this is the best possible among deterministic mechanisms [DRY15, HMR18].

- **The Sample Complexity of Revenue Maximization:** By a line of works initiated by Cole and Roughgarden [CR14], a number of $\text{poly}(n \cdot \varepsilon^{-1})$ samples are sufficient to learn an empirical $(1 - \varepsilon)$ -approximation of Bayesian Myerson Auction [MR15, CGM15, MM16, RS16, DHP16, GN17, Syr17, GHZ19b, HT19, CHMY23, LSTW23, JLX23].

Despite being a beautiful and well-developed theory, a large proportion of the Bayesian mechanism design literature, including all the mentioned results, requires the value distributions to satisfy the (relatively weaker) *regularity* condition [Mye81] or the (relatively stronger) *monotone hazard rate (MHR)* condition [BMP63].⁴ Rather, without any distributional assumption, all mentioned results and others would be impossible. Although the regularity/MHR conditions are very standard, their

¹All mechanisms considered in this paper are *truthful* (or more precisely, *dominant-strategy incentive-compatible*), so we freely interchange *values* and *bids*.

²Namely, post a uniform price $p^* = p^*(\mathbf{F})$ to all buyers, which is optimized based on the Bayesian information \mathbf{F} .

³Namely, post a price $p = s$ to the buyer, which is precisely the sampled value $s \sim F$.

⁴In some sense, we have trapped into such cognitive inertia (which our work tries to break): that regularity/MHR are necessary conditions for those results. But, after all, they are just sufficient conditions.

appropriate generalizations that still enable meaningful results (if possible) would better befit the “robustness to information assumptions” principle.

On the other hand, irregular (and thus non-MHR) distributions are ordinary in practice. For example, the *equal-revenue distribution* – a paradigmatic regular distribution – after a slight modification $F_1(v) = (1 - 1/v) \cdot \mathbf{1}[v \geq 2]$ would be irregular.⁵ Namely, a random value $v_1 \sim F_1$ almost follows the equal-revenue distribution, except for a minimum possible value of 2 (rather than 1). Likewise, the *exponential distribution* – a paradigmatic MHR distribution – after a slight modification $F_2(v) = (1 - e^{-v}) \cdot \mathbf{1}[v \geq 1]$ also would be irregular (and thus non-MHR).⁵ Unfortunately, all the mentioned results (and others) that rely on the regularity/MHR conditions cannot accommodate such ordinary distributions.

The above issues overshadow the whole theory of Bayesian mechanism design. To the rescue, we shall go beyond the regularity/MHR conditions and seek their appropriate relaxations/surrogates. (Unfortunately, very few works have proceeded in this direction.⁶) In this way, we will strengthen the applicability of this theory and, conversely, better reveal the essence thereof. However, before all else, we must stipulate several criteria for the new conditions.

1. The new conditions shall be ***as general as possible*** – at least, they must contain the family of regular/MHR distributions – but still involve “a certain degree of regularity” that ***enables generalizations of previous results***, with or even without quantitative losses.
2. The new conditions must involve ***strong economic intuition***, akin to the original ones.⁷
3. Ideally, the new conditions shall also be ***mathematically natural and elegant***.

Seeking such conditions and (nontrivially) generalizing previous results are the themes of our work.

1.1 Our Contributions

In this subsection, we first review the regularity/MHR conditions and introduce their relaxations/surrogates, the *quasi-regular/-MHR* conditions. Afterward, we will elaborate on our generalizations of previous results, from the original distribution families to our new ones, for every research topic mentioned at the beginning of the introduction.

Distribution Hierarchy and Structural Results (Section 3)

The regularity/MHR conditions are specified as the monotonicity of the *virtual value functions* and the *hazard rate functions*, respectively [Mye81, BMP63]; both definitions intrinsically involve strong economic intuition (Criterion 2). In the same spirit, we specify the *quasi-regularity/-MHR* conditions as immediate relaxations/analogs of such monotonicity, as follows:

⁵The quasi-regular (but irregular) distribution $F_1(v) = (1 - 1/v) \cdot \mathbf{1}[v \geq 2]$ is the first order statistic of two regular distributions $F_{11}(v) = 1 - 1/v$ for $v \geq 1$ and $F_{12}(v) = \mathbf{1}[v \geq 2]$. Likewise, the quasi-MHR (but irregular and thus non-MHR) distribution $F_2(v) = (1 - e^{-v}) \cdot \mathbf{1}[v \geq 1]$ is the first order statistic of two MHR distributions $F_{21}(v) = 1 - e^{-v}$ for $v \geq 0$ and $F_{22}(v) = \mathbf{1}[v \geq 1]$.

⁶To our knowledge, there are (at most) three exceptions [SS13, HMR18, HR14]. However, the first two [SS13] and [HMR18, Section 3.3] studied rather specialized settings and made other (strong) assumptions about their models. The last one [HR14, Appendix D] just gave a light discussion, and their relaxed/surrogate conditions fit nicely in our framework; we will elaborate on the relation between [HR14, Appendix D] and our work in Section 1.1. Besides, [CR14] introduced the α -strong regularity [CR14], which is stronger than regularity but weaker than MHR condition.

⁷Recall that the regularity/MHR conditions refer to the monotonicity of the virtual value functions and the hazard rate functions, respectively; see Sections 1.1 and 2 for more details.

- **Regularity:** A *regular* distribution F has its *virtual value function* $\varphi(v) \triangleq v - \frac{1-F(v)}{F'(v)}$ being increasing. Let \mathbb{F}_{reg} denote this distribution family.
- **Monotone Hazard Rate (MHR):** A *monotone hazard rate (MHR)* distribution F has its *hazard rate function* $h(v) \triangleq \frac{F'(v)}{1-F(v)}$ being increasing. Let \mathbb{F}_{MHR} denote this distribution family.
- **Quasi Regularity:** A *quasi-regular* distribution F has its *conditional expected virtual value function* $\phi_{\text{CE}}(v) \triangleq \mathbb{E}_{x \sim F}[\varphi(x) \mid x \leq v] = -v \cdot \frac{1-F(v)}{F(v)}$ being increasing. Let $\mathbb{F}_{\text{Q-reg}}$ denote this distribution family.
- **Quasi Monotone Hazard Rate (Quasi-MHR):** A *quasi monotone hazard rate (quasi-MHR)* distribution F has its *conditional expected hazard rate function* $h_{\text{CE}}(v) \triangleq \frac{1}{v} \int_0^v h(x) \cdot dx = \frac{-\ln(1-F(v))}{v}$ being increasing.⁸ Let $\mathbb{F}_{\text{Q-MHR}}$ denote this distribution family.

So the quasi-regularity condition relaxes the regularity condition to a large extent, from *pointwise monotonicity* of the virtual value function $\varphi(v)$ to *on-average monotonicity*. Consequently, a quasi-regular distribution may have (up to countably) many probability masses spreading its support. In contrast, a regular distribution has at most one probability mass (which must be at the support supremum). The circumstances of the “MHR to quasi-MHR” relaxation are similar.

For more economic intuition (Criterion 2), recall that the regularity (resp. MHR) condition is equivalent to the concavity of the *revenue curve* (resp. the convexity of the *cumulative hazard rate function*). In the same spirit, we will get similar geometric interpretations of the quasi-regularity/-MHR conditions; see Sections 2 and 3 for more details.

All four families together form the following hierarchy (Figure 1), where the \mathbb{F}_{gen} denotes the family of general (single-dimensional) distributions.

$$\mathbb{F}_{\text{MHR}} \subsetneq (\mathbb{F}_{\text{reg}} \cap \mathbb{F}_{\text{Q-MHR}}) \subsetneq \mathbb{F}_{\text{reg}}, \mathbb{F}_{\text{Q-MHR}} \subsetneq (\mathbb{F}_{\text{reg}} \cup \mathbb{F}_{\text{Q-MHR}}) \subsetneq \mathbb{F}_{\text{Q-reg}} \subsetneq \mathbb{F}_{\text{gen}}.$$

Every inclusion here is strict (i.e., \mathbb{F}_{reg} is neither a subset nor a superset of $\mathbb{F}_{\text{Q-MHR}}$); see Section 3.2 for more details, e.g., examples in these families and their intersections, unions, and differences.

Next, we examine all four families \mathbb{F}_{reg} , \mathbb{F}_{MHR} , $\mathbb{F}_{\text{Q-reg}}$, and $\mathbb{F}_{\text{Q-MHR}}$ from the lens of *order statistics*. These notions are the centerpiece of Bayesian mechanism design (and all other Bayesian models). For example, First/Second Price Auction(s) [Vic61], along with their generalizations [Cla71, Gro73, Mye81, Mil00, CSS06, Var07, EOS07] and methodologies motivated [CKS16, Rou15, CH13, ST13, FFGL20, CKK⁺15, CKST16, JL23a, JL23b], have shaped the whole theory.

For both original families \mathbb{F}_{reg} and \mathbb{F}_{MHR} , we prove (Theorems 1 and 2) that every order statistic $F_{(k:n)}$, $\forall k \in [n]$, of $n \geq 1$ many *i.i.d.* regular (resp. MHR) distributions $\mathbf{F} = \{F\}^{\otimes n}$ also is regular (resp. MHR). Unfortunately, this structural result fails once the distributions $\mathbf{F} = \{F_i\}_{i \in [n]}$ become *asymmetric*; see Footnote 5 for counterexamples. In contrast, if we consider the new families $\mathbb{F}_{\text{Q-reg}}$ and $\mathbb{F}_{\text{Q-MHR}}$ instead, this structural result *does* hold for *asymmetric* distributions (Theorems 3 and 4). Hence, by regarding “i.i.d. order statistic” and “order statistic” as two operations, we can examine the *closure property* of all four families \mathbb{F}_{reg} , \mathbb{F}_{MHR} , $\mathbb{F}_{\text{Q-reg}}$, and $\mathbb{F}_{\text{Q-MHR}}$:

Observation 1 (Theorems 1 and 2). Both original families \mathbb{F}_{reg} and \mathbb{F}_{MHR} are *closed* under the more restricted “i.i.d. order statistic” operation but (Footnote 5) are *not closed* under the more general “order statistic” operation.

Observation 2 (Theorems 3 and 4). Both new families $\mathbb{F}_{\text{Q-reg}}$ and $\mathbb{F}_{\text{Q-MHR}}$ are *closed* under the more general “order statistic” operation.

⁸The $h_{\text{CE}}(v)$ may be better called the “normalized cumulative” hazard rate function. Yet we prefer its current name since it incurs no ambiguity and is more consistent with the “conditional expected” virtual value function $\phi_{\text{CE}}(v)$.

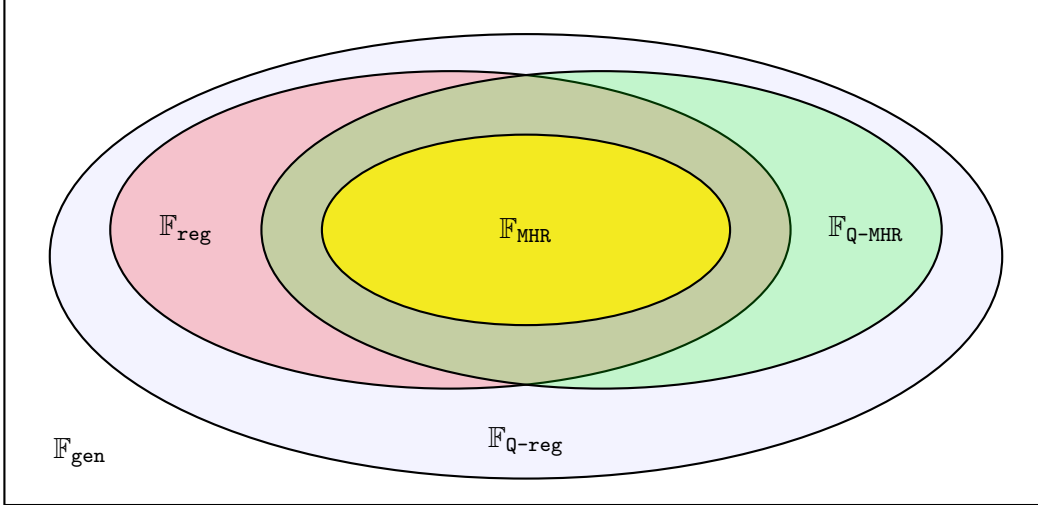


Figure 1: A Venn diagram of all five families of regular (\mathbb{F}_{reg}), MHR (\mathbb{F}_{MHR}), quasi-regular ($\mathbb{F}_{\text{Q-reg}}$), quasi-MHR ($\mathbb{F}_{\text{Q-MHR}}$), and general (\mathbb{F}_{gen}) distributions, which together form the following hierarchy: $\mathbb{F}_{\text{MHR}} \subsetneq (\mathbb{F}_{\text{reg}} \cap \mathbb{F}_{\text{Q-MHR}}) \subsetneq \mathbb{F}_{\text{reg}}$, $\mathbb{F}_{\text{Q-MHR}} \subsetneq (\mathbb{F}_{\text{reg}} \cup \mathbb{F}_{\text{Q-MHR}}) \subsetneq \mathbb{F}_{\text{Q-reg}} \subsetneq \mathbb{F}_{\text{gen}}$.

These suggest that both new families $\mathbb{F}_{\text{Q-reg}}$ and $\mathbb{F}_{\text{Q-MHR}}$ might be more natural and elegant, at least mathematically (Criterion 3), than both original families \mathbb{F}_{reg} and \mathbb{F}_{MHR} .

In sum, both new families $\mathbb{F}_{\text{Q-reg}}$ and $\mathbb{F}_{\text{Q-MHR}}$ satisfy Criteria 2 and 3. Also, Observations 1 and 2 shall be of independent interest; indeed, we have already found many of their applications, which we will discuss soon after (Criterion 1).

Comparison with [HR14]. In fact, our work is *not* the first time in the literature that the quasi-regularity condition has appeared. (The quasi-MHR condition *does* appear for the first time. Also, we first name both conditions by “quasi-regularity/-MHR”.) The work [HR14, Appendix D] introduced the *inscribed triangle property* of a distribution;⁹ it is not difficult to verify (Proposition 3.1) that this property coincides with our quasi-regularity condition.

Disappointingly and surprisingly, the community has omitted the quasi-regularity/-MHR conditions. The work [HR14, Appendix D] itself essentially only gave one specialized Bulow-Klemperer-type result in this regard: Second Price Auction with *two* i.i.d. quasi-regular buyers $F \otimes F \in \mathbb{F}_{\text{Q-reg}}$ surpasses Bayesian Myerson Auction with *one* such buyer $F \in \mathbb{F}_{\text{Q-reg}}$. (Afterward, no follow-up work has ever investigated this condition.) Nonetheless, as our work will show, the quasi-regular/-MHR conditions have numerous exciting applications (Criterion 1).

Approximation by Bayesian Simple Mechanisms (Section 4)

To begin with, we present applications of the quasi-regular/-MHR conditions to the first mentioned topic, Approximation by Bayesian Simple Mechanisms. For readability, we often consider the *single-item* setting first and the broader *downward-closed* settings afterward.

The Single-Item Setting. The following are among the most canonical single-item mechanisms.

- Bayesian Optimal Mechanism (BOM): As the cornerstone of Bayesian mechanism design, Myerson characterized Bayesian Optimal Mechanism for *any* single-parameter setting; thus, that

⁹As mentioned on Roughgarden’s homepage [<https://timroughgarden.org/chron.html>], the work [HR14] is a more recent version of [HR08] with a different emphasis and some new results.

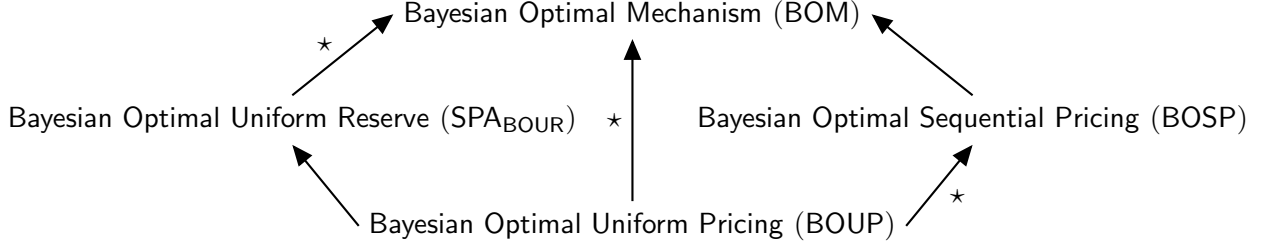


Figure 2: A Hasse diagram of the single-item mechanisms (i.e., an arrow “ $M_1 \rightarrow M_2$ ” means the latter M_2 surpasses the former M_1), hence the hierarchy $\text{BOUP} \leq \text{SPA}_{\text{BOUR}}$, $\text{BOSP} \leq \text{BOM}$, with only one incomparable pair “ SPA_{BOUR} vs. BOSP ”.

mechanism is often called Bayesian Myerson Auction. In the single-item setting, the seller first determines buyers’ individual *ironed virtual value function* $\bar{\varphi}_i, \forall i \in [n]$ based on the Bayesian information \mathbf{F} and, then, the buyer with the *highest nonnegative* ironed virtual value (if any) wins and pays the threshold value for winning. (See Section 2 for more details.)

- Bayesian Optimal Uniform Reserve (SPA_{BOUR}): This is a variant of Second Price Auction. Given a uniform reserve r , if the highest value $v_{(1:n)}$ is higher than the uniform reserve, i.e., $v_{(1:n)} \geq r$, then the corresponding buyer wins, paying the maximum of the reserve r and the second highest value $v_{(2:n)}$; otherwise, the item is unsold. The seller would select the reserve $r^* = r^*(\mathbf{F})$ that optimizes the expected revenue based on the Bayesian information \mathbf{F} . (Remarkably, Bayesian Optimal Mechanism degenerates into Bayesian Optimal Uniform Reserve provided i.i.d. regular buyers [Mye81].)
- Bayesian Optimal Sequential Pricing (BOSP): Given an arrival order $\sigma \in \Pi_n$ and individual prices $\mathbf{p} = (p_i)_{i \in [n]}$, in an online-algorithm style, every arriving buyer $i = \sigma(1), \sigma(2), \dots, \sigma(n)$ makes a take-it-or-leave-it decision at the price p_i if the item remains unsold. As before, the seller would Bayesian-optimize the order and the prices $(\sigma^*, \mathbf{p}^*) = (\sigma^*(\mathbf{F}), \mathbf{p}^*(\mathbf{F}))$.
- Bayesian Optimal Uniform Pricing (BOUP): Everything is the same as for BOSP, except that the individual prices must be uniform $\mathbf{p} = (p)^{\otimes n}$. (Therefore, different arrival orders $\sigma \in \Pi_n$ may change the winning buyer but not the seller’s outcome revenue.) Once again, the seller would Bayesian-optimize this price $p^* = p^*(\mathbf{F})$.

All four mechanisms form the hierarchy $\text{BOUP} \leq \text{SPA}_{\text{BOUR}}$, $\text{BOSP} \leq \text{BOM}$ regarding revenues, with only one incomparable pair “ SPA_{BOUR} vs. BOSP ” (Figure 2).

Every comparable pair refers to a meaningful revenue gap. However, two of these revenue gaps, $\mathcal{C}_{\text{BOM}}^{\text{BOSP}}$ and $\mathcal{C}_{\text{SPA}_{\text{BOUR}}}^{\text{BOUP}}$, are quite robust to distributional assumptions;¹⁰ instead, we will concentrate on the other three revenue gaps $\mathcal{C}_{\text{BOSP}}^{\text{BOUP}}$, $\mathcal{C}_{\text{BOM}}^{\text{BOUP}}$, and $\mathcal{C}_{\text{BOM}}^{\text{SPA}_{\text{BOUR}}}$ (marked by the symbol \star in Figure 2). In brief, regarding these three revenue gaps, quasi-regular distributions $\mathbb{F}_{\text{q-reg}}$ will behave more like *general* distributions \mathbb{F}_{gen} for *symmetric* buyers, namely “as general as possible” (Criterion 1), but more like *regular* distributions \mathbb{F}_{reg} for *asymmetric* buyers, namely “a certain degree of regularity” that enables generalizations of previous results (Criterion 1).

¹⁰Both revenue gaps are (absolute) constants even for asymmetric general buyers [PT22, BC23, JLTx20]. Moreover, the former $\mathcal{C}_{\text{BOM}}^{\text{BOSP}}$ admits an *approximation-preserving* reduction from general distributions to regular distributions, whether the buyers are symmetric or not [CFPV19]. The latter is $\mathcal{C}_{\text{SPA}_{\text{BOUR}}}^{\text{BOUP}} = 1 - 1/e \approx 0.6321$ for symmetric regular buyers, and is $\mathcal{C}_{\text{SPA}_{\text{BOUR}}}^{\text{BOUP}} = 6/\pi^2 \approx 0.6079$ when either “symmetric” is relaxed to “asymmetric” or “regular” is relaxed to “quasi-regular”/“general” (or both).

	symmetric buyers	asymmetric buyers
\mathbb{F}_{reg}	$\mathcal{C}_{\text{BOSP}}^{\text{BOUP}} = 1 - \frac{1}{e} \approx 0.6321$ $\mathcal{C}_{\text{BOM}}^{\text{BOUP}} = 1 - \frac{1}{e} \approx 0.6321$ $\mathcal{C}_{\text{BOM}}^{\text{SPA}^{\text{BOUR}}} = 1$	$\mathcal{C}_{\text{BOSP}}^{\text{BOUP}} \approx 0.3817$ $\mathcal{C}_{\text{BOM}}^{\text{BOUP}} \approx 0.3817$ $\mathcal{C}_{\text{BOM}}^{\text{SPA}^{\text{BOUR}}} \in [0.3817, 0.4630]$
$\mathbb{F}_{\text{Q-reg}}$	$\mathcal{C}_{\text{BOSP}}^{\text{BOUP}} = \frac{1}{2} \quad (\downarrow)$ $\mathcal{C}_{\text{BOM}}^{\text{BOUP}} = \frac{1}{2} \quad (\downarrow)$ $\mathcal{C}_{\text{BOM}}^{\text{SPA}^{\text{BOUR}}} \in [\frac{1}{2}, \underline{0.6822}] \quad (\downarrow) \text{ or } (\leftrightarrow)$	$\mathcal{C}_{\text{BOSP}}^{\text{BOUP}} \approx 0.3817 \quad (\uparrow)$ $\mathcal{C}_{\text{BOM}}^{\text{BOUP}} \in [0.2770, \underline{0.3817}] \quad (\uparrow) \text{ or } (\leftrightarrow)$ $\mathcal{C}_{\text{BOM}}^{\text{SPA}^{\text{BOUR}}} \in [0.2770, 0.4630] \quad (\uparrow) \text{ or } (\leftrightarrow)$
\mathbb{F}_{gen}	$\mathcal{C}_{\text{BOSP}}^{\text{BOUP}} = \frac{1}{2}$ $\mathcal{C}_{\text{BOM}}^{\text{BOUP}} = \frac{1}{2}$ $\mathcal{C}_{\text{BOM}}^{\text{SPA}^{\text{BOUR}}} = \frac{1}{2}$	$\mathcal{C}_{\text{BOSP}}^{\text{BOUP}} = 0 \quad (\text{no guarantee})$ $\mathcal{C}_{\text{BOM}}^{\text{BOUP}} = 0 \quad (\text{no guarantee})$ $\mathcal{C}_{\text{BOM}}^{\text{SPA}^{\text{BOUR}}} = 0 \quad (\text{no guarantee})$

Table 1: A summary of three revenue gaps in various single-item settings: Bayesian Optimal Sequential Pricing vs. Bayesian Optimal Uniform Pricing ($\mathcal{C}_{\text{BOSP}}^{\text{BOUP}}$); Bayesian Optimal Mechanism vs. Bayesian Optimal Uniform Pricing ($\mathcal{C}_{\text{BOM}}^{\text{BOUP}}$); Bayesian Optimal Mechanism vs. Bayesian Optimal Uniform Reserve ($\mathcal{C}_{\text{BOM}}^{\text{SPA}^{\text{BOUR}}}$). Symbol (\uparrow): the quasi-regular case $\mathbb{F}_{\text{Q-reg}}$ (upward-)collapses into the regular case \mathbb{F}_{reg} . Symbol (\leftrightarrow): the quasi-regular case $\mathbb{F}_{\text{Q-reg}}$ separates from both other cases \mathbb{F}_{reg} and \mathbb{F}_{gen} . Symbol (\downarrow): the quasi-regular case $\mathbb{F}_{\text{Q-reg}}$ (downward-)collapses into the general case \mathbb{F}_{gen} . Symbol : an underlined bound is conjectured to be tight; likewise for a collapse or a separation.

First, we consider *asymmetric* buyers. Previously, only for regular distributions \mathbb{F}_{reg} the three studied revenue gaps $\mathcal{C}_{\text{BOSP}}^{\text{BOUP}}$, $\mathcal{C}_{\text{BOM}}^{\text{BOUP}}$, and $\mathcal{C}_{\text{BOM}}^{\text{SPA}^{\text{BOUR}}}$ are known to be *constants* (Wisdoms 1 to 3).¹¹ Instead, we will show that they all remain constants under the relaxation to quasi-regular distributions $\mathbb{F}_{\text{Q-reg}}$ (Results 1 to 3). Remarkably, the generalization of $\mathcal{C}_{\text{BOSP}}^{\text{BOUP}}$ is *approximation-preserving* (and we conjecture that the other two are also *approximation-preserving*). More concretely:

Wisdom 1 ([JLTX20, Theorem 1]). For asymmetric regular buyers, Bayesian Optimal Uniform Pricing achieves a tight $\mathcal{C}_{\text{BOSP}}^{\text{BOUP}} \approx 0.3817$ -approximation to Bayesian Optimal Sequential Pricing.

Result 1 (Theorem 5). Wisdom 1 admits an *approximation-preserving* generalization, from regular buyers to quasi-regular buyers.

Wisdom 2 ([AHN+19, Theorem 3.1] [JLTX20, Theorem 1] [JLQ+19b, Theorem 1]). For asymmetric regular buyers, Bayesian Optimal Uniform Pricing achieves a tight $\mathcal{C}_{\text{BOSP}}^{\text{BOUP}} \approx 0.3817$ -approximation (which is exactly the same as in Wisdom 1) to Bayesian Optimal Mechanism.

Result 2 (Theorem 6). Wisdom 2 admits a generalization, from regular buyers to quasi-regular buyers, except that the counterpart tight bound $\mathcal{C}_{\text{BOM}}^{\text{BOUP}} \in [0.2770, 0.3817]$ remains open.

▷ We conjecture that this generalization actually also is *approximation-preserving* $\mathcal{C}_{\text{BOSP}}^{\text{BOUP}} \approx 0.3817$.

Wisdom 3 ([HR09a, AHN+19, JLTX20, JLQ+19b]). For asymmetric regular buyers, Bayesian Optimal Uniform Reserve achieves a tight $\mathcal{C}_{\text{BOM}}^{\text{SPA}^{\text{BOUR}}} \in [0.3817, 0.4630]$ -approximation (where the lower bound follows from Wisdoms 1 and 2) to Bayesian Optimal Mechanism.

¹¹For general distributions \mathbb{F}_{gen} and $\forall n \geq 1$, they are $\mathcal{C}_{\text{BOSP}}^{\text{BOUP}} = \mathcal{C}_{\text{BOM}}^{\text{BOUP}} = \mathcal{C}_{\text{BOM}}^{\text{SPA}^{\text{BOUR}}} = \frac{1}{n} \rightarrow 0$ [AHN+19, Section 6].

Result 3 (Theorem 7). Wisdom 3 admits a generalization, from regular buyers to quasi-regular buyers, except that the counterpart tight bound $C_{\text{BOM}}^{\text{BOUP}} \in [0.2770, 0.4630]$ remains open.

▷ We conjecture that this generalization actually also is *approximation-preserving*, although (Wisdom 3) even the tight bound $C_{\text{BOM}}^{\text{BOUP}} \in [0.3817, 0.4630]$ for regular buyers remains open.

To conclude, (Criterion 1) quasi-regular distributions $\mathbb{F}_{\text{q-reg}}$ involve “a certain degree of regularity” that enables generalizations of previous results; see Table 1 for a summary.

Next, we consider *symmetric* buyers. For regular distributions \mathbb{F}_{reg} , Bayesian Optimal Uniform Pricing achieves a tight $1 - \frac{1}{e} \approx 0.6321$ -approximation to every other mechanism [Mye81, CHMS10, DFK16, Har16]. For general distributions \mathbb{F}_{gen} , its tight revenue guarantees become $\frac{6}{\pi^2} \approx 0.6079$ against SPA_{BOUR} [JLTX20, JLLZ22] and $\frac{1}{2}$ against either BOSP or BOM [CHMS10, DFK16, Har16]; for every given $n \geq 1$, all three bounds share the same worst-case (irregular) instance $\mathbf{F} = \{F\}^{\otimes n}$ for $F(v) = (1 - \frac{1}{v})^{\frac{1}{n}}$. We notice that this distribution F is quasi-regular $\in \mathbb{F}_{\text{q-reg}}$; (Theorem 9) thus regarding the revenue guarantees of Bayesian Optimal Uniform Pricing, the “i.i.d. quasi-regular” case collapses into the “i.i.d. general” case, but separates from the “i.i.d. regular” case.

The revenue guarantee of Bayesian Optimal Uniform Reserve against BOM has slightly different circumstances. Both mechanisms are equivalent in the “i.i.d. regular” case, but are separate in the “i.i.d. general” case (Wisdom 4). In contrast, our Result 4 suggests that quasi-regular distributions $\mathbb{F}_{\text{q-reg}}$ (are likely to) constitute an *intermediate family* between \mathbb{F}_{reg} and \mathbb{F}_{gen} . More concretely:

Wisdom 4 ([Mye81, CHMS10, Har16]). For i.i.d. regular buyers or i.i.d. general buyers, Bayesian Optimal Uniform Reserve achieves a tight $C_{\text{BOM}}^{\text{SPA}_{\text{BOUR}}} = 1$ or $C_{\text{BOM}}^{\text{SPA}_{\text{BOUR}}} = \frac{1}{2}$ -approximation to Bayesian Optimal Mechanism, respectively.

Result 4 (Theorem 8). For i.i.d. quasi-regular buyers, Bayesian Optimal Uniform Reserve achieves a tight $C_{\text{BOM}}^{\text{SPA}_{\text{BOUR}}} \in [\frac{1}{2}, 0.6822]$ -approximation to Bayesian Optimal Mechanism.

▷ This shows a *separation* from the “i.i.d. regular” case. We conjecture that the upper bound is tight $C_{\text{BOM}}^{\text{SPA}_{\text{BOUR}}} \approx 0.6822$ (or at least bounded away from $\frac{1}{2}$); suppose so, this shows a *separation* from the “i.i.d. general” case.

To conclude, (Criterion 1) quasi-regular distributions $\mathbb{F}_{\text{q-reg}}$ are “as general as possible”, or at least much more general than the original family \mathbb{F}_{reg} ; see Table 1 for a summary.

The Downward-Closed Settings. Next, we move on to the broader downward-closed settings. Unlike the single-item setting, (the “downward-closed” counterparts of) the three simple mechanisms studied before, SPA_{BOUR}, BOSP, and BOUP, all cannot achieve constant approximations to Bayesian Optimal Mechanism, even when the buyers have *deterministic values*.¹² The previous works [HR09a, DRY15] instead examined another simple mechanism called Bayesian Monopoly Reserves, which relies on the notion of *monopoly reserves* r_i^* (see Section 2 for their definitions):

- Bayesian Monopoly Reserves (VCG_{BMR}): This is a variant of VCG Auction [Vic61, Cla71, Gro73] and has two versions, the “eager” version and the “lazy” version. (Remarkably, either version coincides with Bayesian Optimal Mechanism provided i.i.d. regular buyers [Mye81, DRY15].)
- Bayesian Eager Monopoly Reserves (VCG_{BEMR}): This mechanism takes three steps. (i) Remove all buyers $i \in [n]$ with $v_i < r_i^*$. (ii) Run VCG Auction on the remaining buyers to determine the winners. (iii) Charge every winner i the larger of r_i^* and his/her VCG payment in step (ii).

¹²Super-constant lower-bound instances can be found from [BIKK18, Section 4.1] (by which $C_{\text{BOM}}^{\text{BOSP}} = \Omega(\frac{\log n}{\log \log n})$) and [HR09a, Example 5.4] [JLLZ22, Theorem 5] (by which $C_{\text{BOM}}^{\text{SPA}_{\text{BOUR}}} = \Omega(\log n)$ and $C_{\text{BOM}}^{\text{BOUP}} = \Omega(\log n)$).

\mathbb{F}_{MHR}	$\mathcal{C}_{\text{BOM}}^{\text{VCG}_{\text{BEMR}}} = \frac{1}{2}$	$\mathcal{C}_{\text{VCG}}^{\text{VCG}_{\text{BLMR}}} = \frac{1}{e} \approx 0.3679$	$\mathcal{C}_{\text{BOM}}^{\text{VCG}_{\oplus n}} = \frac{1}{3}$
$\mathbb{F}_{\text{Q-MHR}}$	$\mathcal{C}_{\text{BOM}}^{\text{VCG}_{\text{BEMR}}} = \frac{1}{e+1} \approx 0.2689$ (\leftrightarrow)	$\mathcal{C}_{\text{VCG}}^{\text{VCG}_{\text{BLMR}}} = \frac{1}{e+1} \approx 0.2689$ (\leftrightarrow)	$\mathcal{C}_{\text{BOM}}^{\text{VCG}_{\oplus n}} = \frac{1}{3}$ (\uparrow)
\mathbb{F}_{gen}	$\mathcal{C}_{\text{BOM}}^{\text{VCG}_{\text{BEMR}}} = \mathcal{C}_{\text{VCG}}^{\text{VCG}_{\text{BLMR}}} = \mathcal{C}_{\text{BOM}}^{\text{VCG}_{\oplus n}} = 0$ (no guarantee)		

Table 2: A summary of three revenue gaps in various downward-closed settings: Bayesian Optimal Mechanism revenue vs. Bayesian Eager Monopoly Reserves revenue ($\mathcal{C}_{\text{BOM}}^{\text{VCG}_{\text{BEMR}}}$); VCG Auction welfare vs. Bayesian Lazy Monopoly Reserves revenue ($\mathcal{C}_{\text{VCG}}^{\text{VCG}_{\text{BLMR}}}$); Bayesian Optimal Mechanism revenue vs. n -Duplicate VCG Auction revenue ($\mathcal{C}_{\text{BOM}}^{\text{VCG}_{\oplus n}}$). The symbols (\uparrow), (\leftrightarrow), (\downarrow), and $_$ have similar meanings as in Table 1.

- Bayesian Lazy Monopoly Reserves (VCG_{BLMR}): Everything is the same as for VCG_{BEMR} , except for reversing step (i) and step (ii).

The works [HR09a, DRY15] obtained constant revenue guarantees of VCG_{BEMR} and VCG_{BLMR} for MHR distributions \mathbb{F}_{MHR} (Wisdom 5). (Such constant revenue guarantees are impossible for regular distributions \mathbb{F}_{reg} [HR09a, Example 3.4].) Rather, under the relaxation to quasi-MHR distribution $\mathbb{F}_{\text{Q-MHR}}$, we will show that these revenue guarantees remain constant (Result 5). More concretely:

Wisdom 5 ([HR09a, Theorem 3.2] [DRY15, Theorem 3.11]). In any downward-closed setting with asymmetric MHR buyers, the revenue from Bayesian Eager Monopoly Reserves achieves a tight $\mathcal{C}_{\text{BOM}}^{\text{VCG}_{\text{BEMR}}} = \frac{1}{2}$ -approximation to the *optimal revenue* from Bayesian Optimal Mechanism, while the revenue from Bayesian Lazy Monopoly Reserves achieves a tight $\mathcal{C}_{\text{VCG}}^{\text{VCG}_{\text{BLMR}}} = \frac{1}{e} \approx 0.3679$ -approximation to the *optimal welfare* from VCG Auction (thus at least a $\mathcal{C}_{\text{BOM}}^{\text{VCG}_{\text{BLMR}}} \geq \frac{1}{e} \approx 0.3679$ -approximation to the *optimal revenue* from Bayesian Optimal Mechanism).

Result 5 (Theorem 10). In any downward-closed setting with asymmetric quasi-MHR buyers, the revenue from Bayesian Monopoly Reserves (i.e., either the “eager” version or the “lazy” version) achieves a tight $\mathcal{C}_{\text{BOM}}^{\text{VCG}_{\text{BEMR}}} = \mathcal{C}_{\text{VCG}}^{\text{VCG}_{\text{BLMR}}} = \frac{1}{e+1} \approx 0.2689$ -approximation to the *optimal revenue* from Bayesian Optimal Mechanism and/or the *optimal welfare* from VCG Auction.

The crux of Wisdom 5 and Result 5 is the specific characteristics possessed by MHR distributions \mathbb{F}_{MHR} (but not by *generic* regular distributions \mathbb{F}_{reg}). Also, quasi-MHR distributions $\mathbb{F}_{\text{Q-MHR}}$ inherit many such characteristics, some with quantitative losses and others without (cf. Lemma 3.3).

Table 2 summarizes the above discussions (and a few results that we will mention later).

Approximation by Prior-Independent Mechanisms (Section 5)

Now we consider the second mentioned topic, Approximation by Prior Independent Mechanisms.

The Single-Item Setting. The celebrated Bulow-Klemperer result [BK96] and its extension by [FLR19] (Wisdoms 6 and 7) studied a variant mechanism called 1-Duplicate Second Price Auction:

- 1-Duplicate Second Price Auction ($\text{SPA}_{\oplus 1}$): Run Second Price Auction on a new $(n+1)$ -buyer scenario $\mathbf{F} \times F_{i'}$; the new buyer $F_{i'} = F_i$ is duplicated from one original buyer $i \in [n]$ that is chosen *optimally* for revenue maximization.¹³ (Moreover, provided with *i.i.d.* original buyers, there is no difference in choices of the buyer $i \in [n]$ to be duplicated.)

¹³Optimizing the buyer $i \in [n]$ to be duplicated also relies on the prior information \mathbf{F} . To mitigate this assumption, see [FLR19, Section 1.1] for a detailed discussion.

	symmetric buyers	asymmetric buyers
\mathbb{F}_{reg}	$\mathcal{C}_{\text{SPA}_{\text{BOUR}}}^{\text{SPA}_{\oplus 1}} = 1$	
$\mathbb{F}_{\text{Q-reg}}$		
\mathbb{F}_{gen}	$\mathcal{C}_{\text{SPA}_{\text{BOUR}}}^{\text{SPA}_{\oplus 1}} = 0$ (no guarantee)	
\mathbb{F}_{reg}	$\mathcal{C}_{\text{BOM}}^{\text{SPA}_{\oplus 1}} = 1$	$\mathcal{C}_{\text{BOM}}^{\text{SPA}_{\oplus 1}} \in [0.3817, 0.6365]$
$\mathbb{F}_{\text{Q-reg}}$	$\mathcal{C}_{\text{BOM}}^{\text{SPA}_{\oplus 1}} \in [0.2770, 0.6822]$ (\leftrightarrow)	$\mathcal{C}_{\text{BOM}}^{\text{SPA}_{\oplus 1}} \in [0.2770, 0.6365]$ (\uparrow) or (\leftrightarrow)
\mathbb{F}_{gen}	$\mathcal{C}_{\text{BOM}}^{\text{SPA}_{\oplus 1}} = 0$ (no guarantee)	

Table 3: A summary of two revenue gaps in various single-item settings: Bayesian Optimal Uniform Reserve vs. 1-Duplicate Second Price Auction ($\mathcal{C}_{\text{SPA}_{\text{BOUR}}}^{\text{SPA}_{\oplus 1}}$); Bayesian Optimal Mechanism vs. 1-Duplicate Second Price Auction ($\mathcal{C}_{\text{BOM}}^{\text{SPA}_{\oplus 1}}$). The symbols (\uparrow), (\leftrightarrow), (\downarrow), and $_$ have similar meanings as in Tables 1 and 2.

Wisdom 6 ([BK96, Theorem 1]). For i.i.d. regular buyers, 1-Duplicate Second Price Auction surpasses Bayesian Optimal Mechanism (without duplicates), namely $\mathcal{C}_{\text{BOM}}^{\text{SPA}_{\oplus 1}} = 1$.
 \triangleright Herein, Bayesian Optimal Mechanism degenerates into Bayesian Optimal Uniform Reserve [Mye81].

Wisdom 7 ([FLR19, Theorem 3.1]). For asymmetric regular buyers, 1-Duplicate Second Price Auction achieves a tight $\mathcal{C}_{\text{BOM}}^{\text{SPA}_{\oplus 1}} \in [0.1080, 0.6931]$ -approximation to Bayesian Optimal Mechanism.

Rigorously speaking, there are two viewpoints of the benchmark in the Bulow-Klemperer result (Wisdom 6), Bayesian Optimal Mechanism vs. Bayesian Optimal Uniform Reserve. Although they are equivalent for i.i.d. regular buyers [Mye81], ambiguity arises if we want to distinguish the “more right” benchmark. For a long time, the community has preferred the former benchmark. However, as our Result 6 suggests, the latter benchmark arguably is “more right”.

Result 6 (Theorem 12). For asymmetric quasi-regular buyers, 1-Duplicate Second Price Auction surpasses Bayesian Optimal Uniform Reserve, namely $\mathcal{C}_{\text{SPA}_{\text{BOUR}}}^{\text{SPA}_{\oplus 1}} = 1$.

So regarding the Bayesian Optimal Uniform Reserve benchmark, the Bulow-Klemperer result enjoys threefold generalizations: (i) from symmetric buyers to asymmetric buyers, (ii) from regular buyers to quasi-regular buyers, and (iii) most importantly, without quantitative losses $\mathcal{C}_{\text{SPA}_{\text{BOUR}}}^{\text{SPA}_{\oplus 1}} = 1$. Hence, Result 6 arguably better reveals the essence of the Bulow-Klemperer result.

Another benefit of our Result 6 (given Wisdom 3 and Result 3) is an immediate improvement of the lower bound in Wisdom 7, to either $\gtrsim 0.3817$ for asymmetric regular buyers or $\gtrsim 0.2770$ for asymmetric quasi-regular buyers. We also improve the upper bound $\leq \ln 2 \approx 0.6931$ to $\lesssim 0.6365$ by modifying the impossibility instance from [FLR19, Remark 5.7]. More concretely:

Result 7 (Theorem 13). For asymmetric regular buyers or asymmetric quasi-regular buyers, 1-Duplicate Second Price Auction achieves a tight $\mathcal{C}_{\text{BOM}}^{\text{SPA}_{\oplus 1}} \in [0.3817, 0.6365]$ or $\mathcal{C}_{\text{BOM}}^{\text{SPA}_{\oplus 1}} \in [0.2770, 0.6365]$ -approximation to Bayesian Optimal Mechanism, respectively.

\triangleright We conjecture that both tight bounds are the same; suppose so, the “asymmetric quasi-regular” case collapses into the “asymmetric regular” case.

Table 3 concludes the above discussions (and a few unmentioned results); see Section 5 for details. Also, more Bulow-Klemperer-type results can be found from [HR09a, DRS12, DRY15, RTY20].

The Downward-Closed Settings. Next, we move on to the broader downward-closed settings. Now, a single duplicate buyer is insufficient for constant revenue guarantees. In contrast, the work [HR09a] studied another variant mechanism called n -Duplicate VCG Auction:

- n -Duplicate VCG Auction ($\text{VCG}_{\oplus n}$): The new scenario duplicates *every* original buyer $i \in [n]$ and runs VCG Auction on all the $2n$ buyers. As before, regarding allocation feasibility, every pair of original/duplicate buyers i and i' are interchangeable but cannot win simultaneously.

The work [HR09a] established a constant revenue guarantee of $\text{VCG}_{\oplus n}$ for MHR distributions \mathbb{F}_{MHR} (Wisdom 8).¹⁴ Instead, we will prove that, under the relaxation to quasi-MHR distribution $\mathbb{F}_{\text{Q-MHR}}$, this constant revenue guarantee has no quantitative loss (Result 8). More concretely:

Wisdom 8 ([HR09a, Theorem 4.2]). In any downward-closed setting with asymmetric MHR buyers, n -Duplicate VCG Auction achieves a tight $C_{\text{BOM}}^{\text{VCG}_{\oplus n}} = \frac{1}{3}$ -approximation to Bayesian Optimal Mechanism (without duplicates).

Result 8 (Theorem 15). Wisdom 8 admits an *approximation-preserving* generalization, from MHR buyers to quasi-MHR buyers.

Table 2 summarizes all the above discussions (and our earlier results for the downward-closed settings). As before, the crux of Wisdom 8 and Result 8 is the specific characteristics possessed by MHR distributions \mathbb{F}_{MHR} and inherited by quasi-MHR distributions $\mathbb{F}_{\text{Q-MHR}}$.

Approximation with a Single Sample (Section 6)

Next, let us reexamine the third mentioned topic, Approximation with a Single Sample [DRY15]. Unlike the first two topics, now we concentrate solely on the *single-item* setting. In particular, we will consider two kinds of *sample access*:¹⁵

- **Full Sample Access:** Herein, *one sample* is one n -dimensional vector $\mathbf{s} = (s_i)_{i \in [n]} \sim \mathbf{F} = \{F_i\}_{i \in [n]}$ drawn from the underlying n -dimensional product distribution.
- **First-Order-Statistic Sample Access:** Herein, *one sample* retains the first-order statistic $s_{(1:n)} \sim F_{(1:n)}$ of the above full sample \mathbf{s} , discarding all other order statistics $(s_{(k:n)})_{k \in [2:n]}$.

Throughout Section 6, we will concentrate on the second sample access (mainly because it is *more robust to information assumptions* than the first sample access) and study “*revenue maximization with a single sample*” from the lens of a mechanism called Identity Pricing:

- **Identity Pricing (IP):** Everything is the same as for Bayesian Optimal Uniform Pricing, except that the uniform price $p = s_{(1:n)}$ is set as the single first-order-statistic sample $s_{(1:n)} \sim F_{(1:n)}$.

Indeed, the works [DRY15, HMR18] have addressed the *single-buyer* case $n = 1$ of our model, showing the next Wisdom 9. (In other words, our “first-order-statistic samples $s_{(1:n)}$ ” model naturally generalizes the model by [DRY15, HMR18] and their follow-up works.)

¹⁴Such constant revenue guarantees are impossible for regular distributions \mathbb{F}_{reg} ; it is not difficult to construct a counterexample, by combining the ideas behind [HR09a, Example 3.4 and Example 4.3].

¹⁵For comparison, we may regard different kinds of sample access as analogs of different *feedback models* in online learning [CBL06], i.e., the “full sample access” is an analog of the *full feedback* model, while the “first-order-statistic sample access” is an analog of the *bandit-feedback* model.

	symmetric buyers	asymmetric buyers
\mathbb{F}_{reg}	$\mathcal{C}_{\text{SPA}_{\text{BOUR}}}^{\text{IP}} = \frac{1}{2}$	
$\mathbb{F}_{\text{Q-reg}}$		
\mathbb{F}_{gen}	$\mathcal{C}_{\text{SPA}_{\text{BOUR}}}^{\text{IP}} = 0$ (no guarantee)	
\mathbb{F}_{reg}	$\mathcal{C}_{\text{BOM}}^{\text{IP}} = \frac{1}{2}$	$\mathcal{C}_{\text{BOM}}^{\text{IP}} \in [0.1908, 0.3750]$
$\mathbb{F}_{\text{Q-reg}}$	$\mathcal{C}_{\text{BOM}}^{\text{IP}} \in [0.1385, 0.3978]$ $\underline{(\leftrightarrow)}$	$\mathcal{C}_{\text{BOM}}^{\text{IP}} \in [0.1385, 0.3750]$ $\underline{(\uparrow)}$ or $\underline{(\leftrightarrow)}$
\mathbb{F}_{gen}	$\mathcal{C}_{\text{BOM}}^{\text{IP}} = 0$ (no guarantee)	

Table 4: A summary of two revenue gaps in various single-item settings:

Bayesian Optimal Uniform Reserve vs. Identity Pricing ($\mathcal{C}_{\text{SPA}_{\text{BOUR}}}^{\text{IP}}$);

Bayesian Optimal Mechanism vs. Identity Pricing ($\mathcal{C}_{\text{BOM}}^{\text{IP}}$).

The symbols (\uparrow) , (\leftrightarrow) , (\downarrow) , and $\underline{\quad}$ have similar meanings as in Tables 1 to 3.

Wisdom 9 ([DRY15, Lemma 3.6] [HMR18, Theorem 6.1]). Given a single sample $s_{(1:n)} \equiv s$ from a single regular buyer, Identity Pricing achieves a tight $\mathcal{C}_{\text{BOM}}^{\text{IP}} = \frac{1}{2}$ -approximation to Bayesian Optimal Mechanism; this is the best possible among deterministic mechanisms.

▷ For a single (general) buyer, Bayesian Optimal Uniform Pricing, Bayesian Optimal Uniform Reserve, Bayesian Optimal Sequential Pricing, and Bayesian Optimal Mechanism all are equivalent.

Akin to the Bulow-Klemperer result (Wisdom 6), ambiguity arises if we would distinguish among the four Bayesian mechanisms – $\text{BOUP} \leq \text{SPA}_{\text{BOUR}}$, $\text{BOSP} \leq \text{BOM}$ – the “more right” benchmark for Wisdom 9.

Our Result 9 suggests that BOUP and SPA_{BOUR} are the “more right” benchmarks; in between, SPA_{BOUR} is “even more right” since it surpasses BOUP. In such manner, Wisdom 9 enjoys threefold generalizations: (i) from symmetric to asymmetric buyers, (ii) from regular to quasi-regular buyers, and (iii) most importantly, without quantitative losses $\mathcal{C}_{\text{SPA}_{\text{BOUR}}}^{\text{IP}} = \mathcal{C}_{\text{BOUP}}^{\text{IP}} = \frac{1}{2}$. Thus, arguably, our Result 9 better reveals the essence of Wisdom 9.

Result 9 (Theorems 16 to 19). Given a single first-order-statistic sample $s_{(1:n)}$ from asymmetric quasi-regular buyers, Identity Pricing achieves a tight $\mathcal{C}_{\text{SPA}_{\text{BOUR}}}^{\text{IP}} = \mathcal{C}_{\text{BOUP}}^{\text{IP}} = \frac{1}{2}$ -approximation to either Bayesian Optimal Uniform Reserve or Bayesian Optimal Uniform Pricing; this is the best possible among deterministic mechanisms.

▷ Identity Pricing (given [Mye81], Wisdom 3, and Result 3) also achieves constant approximations – although may not be as good as $\frac{1}{2}$ – to Bayesian Optimal Mechanism; see Table 4 for a summary.

Our Result 9 also shows that the first-order-statistic samples $s_{(1:n)}$ are the *primary information* to enable constant revenue guarantees, while the other order statistics $(s_{(k:n)})_{k \in [2:n]}$ are the *secondary information* to improve these constants.¹⁶ To our knowledge, this fact was unknown before.

Table 4 summarizes above discussions (and a few unmentioned results); see Section 6 for details. Also, for results of similar flavor, cf. [FILS15, BGMM18, RTY20, DZ20, RTY20, ABB22, FHL21].

The Sample Complexity of Revenue Maximization (Section 7)

Below, we scrutinize the fourth mentioned topic, the Sample Complexity of Revenue Maximization, in the *single-item* setting. Here, we address the more difficult task of *PAC-learnability of Bayesian*

¹⁶In contrast, based on $(s_{(k:n)})_{k \in [2:n]}$ only (but not $s_{(1:n)}$), constant revenue guarantees clearly are impossible.

	Empirical Myerson Auction	Empirical Uniform Reserve
\mathbb{F}_{MHR}	$\tilde{\Omega}(n\varepsilon^{-3/2})$ and $\tilde{O}(n\varepsilon^{-2})$	$\tilde{\Omega}(\varepsilon^{-3/2})$ and $\tilde{O}(\varepsilon^{-2})$
$\mathbb{F}_{\text{Q-MHR}}$	$\tilde{\Omega}(n\varepsilon^{-3/2})$ and $\tilde{O}(n\varepsilon^{-2})$	$\tilde{\Omega}(\varepsilon^{-3/2})$ and $\tilde{O}(\varepsilon^{-2})$
\mathbb{F}_{reg}	$\tilde{\Theta}(n\varepsilon^{-3})$	$\tilde{\Theta}(\varepsilon^{-3})$
$\mathbb{F}_{\text{Q-reg}}$	$\tilde{\Omega}(n\varepsilon^{-3})$	$\tilde{\Theta}(\varepsilon^{-3})$

Table 5: A summary of the sample complexity of Empirical Myerson Auction (EMA) and Empirical Uniform Reserve (EUR) in various single-item settings. Several tight bounds remain open.

mechanisms (instead of constant revenue guarantees). To this end, the first-order-statistic sample access $s_{(1:n)} \sim F_{(1:n)}$ is insufficient and, thus, must be replaced with the *full sample access* $\mathbf{s} \sim \mathbf{F}$. The following two mechanisms have received considerable attention in the literature:

- Empirical Myerson Auction (EMA): Learn a $(1 - \varepsilon)$ -approximation to Bayesian Myerson Auction (that fully leverages the Bayesian information) using a finite number of full samples $\mathbf{s} \sim \mathbf{F}$.
- Empirical Uniform Reserve (EUR): Everything is the same as for EMA, except for replacing the target function with Bayesian Optimal Uniform Reserve.

The works [GHZ19b, JLX23] (essentially) settled the sample complexity of Empirical Myerson Auction and Empirical Uniform Reserve, respectively, for regular distributions \mathbb{F}_{reg} and/or MHR distributions \mathbb{F}_{MHR} (Wisdom 10). Our contributions on this front are to extend their learnability results to our new families $\mathbb{F}_{\text{Q-reg}}$ and $\mathbb{F}_{\text{Q-MHR}}$ (see Table 5 for a summary). More concretely:

Wisdom 10 ([GHZ19b, Theorem 1] [JLX23, Theorem 1]). For asymmetric MHR buyers or asymmetric regular buyers, a $(1 - \varepsilon)$ -approximate Empirical Myerson Auction can be learned using $\tilde{O}(n\varepsilon^{-2})$ or $\tilde{O}(n\varepsilon^{-3})$ many (full) samples, respectively, while a $(1 - \varepsilon)$ -approximate Empirical Uniform Reserve can be learned using $\tilde{O}(\varepsilon^{-2})$ or $\tilde{O}(\varepsilon^{-3})$ many samples, respectively.

▷ Matching or best known lower bounds can be found from [HMR18, GHZ19b, JLX23].

Result 10 (Theorems 21 and 22). Wisdom 10 can be generalized, *without quantitative losses*, either from MHR buyers to quasi-MHR buyers for both Empirical Myerson Auction and Empirical Uniform Reserve, or from regular buyers to quasi-regular buyers for Empirical Uniform Reserve.

▷ We conjecture that Empirical Myerson Auction also admits a sample-complexity-preserving generalization from regular buyers to quasi-regular buyers. Specifically, we provide evidence by showing that the analysis framework developed in [GHZ19b] for regular buyers can be extended to instances with a single quasi-regular buyer. See Conjecture 3 and Theorem 23 for details.

The crux of Wisdom 10 includes “revenue loss bounds of certain truncation schemes” and “tail bounds of order statistics” for both original families \mathbb{F}_{reg} and \mathbb{F}_{MHR} [CD15, DHP16, GHZ19b, JLX23]. Likewise, Result 10 stems from extensions of such technical ingredients to our new families $\mathbb{F}_{\text{Q-reg}}$ and $\mathbb{F}_{\text{Q-MHR}}$ (see Section 7.2 for details); which shall be of independent interest.

1.2 Further Discussions

In this work, we (re-)introduce the families of quasi-regular $\mathbb{F}_{\text{Q-reg}}$ and quasi-MHR $\mathbb{F}_{\text{Q-MHR}}$ distributions, as natural relaxations/surrogates of the families of regular \mathbb{F}_{reg} and MHR \mathbb{F}_{MHR} distributions, and accordingly generalize previous results from [BK96, HR09a, CD15, DRY15, HR14, AHN⁺19,

[JLTX20, JLQ⁺19b, FLR19, GHZ19b, JLX23], with or even without quantitative losses.¹⁷ Further, several tight bounds in Tables 1 to 5 remain unknown, and it is interesting to close each of them.

Due to the space limit, we concentrate on *single-parameter revenue maximization* in this work. However, our conceptual/technical contributions shall also benefit *multi-parameter revenue maximization* and other Bayesian models. Indeed, we have already found several applications.

Unit-Demand Single-Buyer Revenue Maximization. This is one of the most basic models in *multi-parameter revenue maximization* [CHK07, CHMS10, CMS15, CD15, CDP⁺18, CDO⁺22, CDW21, JLQ⁺19b, KSM⁺19, JL24], where a seller aims to sell one of $n \geq 2$ items to a *unit-demand* buyer. Implications from our results for this model include the following.

First, for quasi-regular items, Bayesian Optimal Uniform Pricing achieves a tight $\mathcal{C}_{\text{BODM}}^{\text{BOUP}} \approx 0.3817$ -approximation or $\mathcal{C}_{\text{BORM}}^{\text{BOUP}} \in [0.1385, 0.3817]$ -approximation to Bayesian Optimal Deterministic Mechanism (BODM) or Bayesian Optimal Randomized Mechanism (BORM), respectively.¹⁸ Previously such constant revenue guarantees were known only for regular items [CD15, AHN⁺19, JLQ⁺19b].

Second, Bayesian Optimal Deterministic Mechanism admits a **PTAS** for quasi-MHR distributions and a **QPTAS** for quasi-regular distributions. Previously such algorithmic results were known only for MHR and regular distributions, respectively [CD15].¹⁹

Revenue Maximization for Buyers with Private Budgets. Budgeted utility is one of the most classic non-quasilinear utility models [CG00, PV14, DW17, FHL19]. Compared with quasilinear buyers, the revenue-optimal mechanism for private budgeted buyers is much more complicated, even for single-buyer instances [CG00, DW17]. Prior work [FHL19, Theorem 5.1] shows that posting a take-it-or-leave-it price is a 0.5-approximation for single-buyer instances when the buyer has regular valuation distribution. The crux of their analysis is the tail bound of regular distributions. By showing that quasi-regular distributions admit the same tail bound (Proposition 3.1), we can obtain an *approximation-preserving* generalization of [FHL19, Theorem 5.1], from regular valuation distribution to quasi-regular valuation distribution.

Cost Prophet Inequalities. *Prophet inequalities* are a central model in *decision making under uncertainty*. The recent work [LM24, Theorem 1.2] investigated a *cost minimization* variant, and one of their main results is that the optimal online algorithm is 2-competitive against the offline optimum for i.i.d. MHR distributions. (An asymptotically matching lower bound holds for the exponential distributions.) Instead, we will establish in Appendix A that this result admits an *approximation-preserving* generalization, from MHR distributions to quasi-MHR distributions.

2 Preliminaries

In this work, we study the *single-parameter revenue maximization problem with multiple agents*. This section introduces the base model and key concepts upon which all of our results are based. Additional model components specific to individual results are described separately in the relevant

¹⁷In spirit, the relations of distribution families “ \mathbb{F}_{reg} vs. $\mathbb{F}_{\text{q-reg}}$ vs. \mathbb{F}_{gen} ” and “ \mathbb{F}_{MHR} vs. $\mathbb{F}_{\text{q-MHR}}$ vs. \mathbb{F}_{gen} ” somehow are similar to the relations of (say) the complexity classes “**P** vs. **NP**-intermediate vs. **NP**-complete”.

¹⁸ $\mathcal{C}_{\text{BODM}}^{\text{BOUP}} \approx 0.3817$ follows from a combination of Result 1, that $\text{BOSP} \geq \text{BODM}$ (which is easy to verify through a coupling argument, à la [CHMS10, Theorem 4]), [JLTX20, Lemma 1 and Lemma 6], and [JLQ⁺19b, Main Lemma 3]. And $\mathcal{C}_{\text{BORM}}^{\text{BOUP}} \in [0.1385, 0.3817]$ follows from a combination of Result 2, [CMS15, Lemma 3 and Lemma 4], and that $\text{BORM} \geq \text{BODM}$ (by definition).

¹⁹Roughly speaking, the crux of [CD15]’s algorithms and proofs precisely is “revenue loss bounds of certain truncation schemes” and “tail bounds of order statistics” for regular/MHR distributions. Thus, the desired **PTAS** and **QPTAS** follow by replacing those technical ingredients with our counterparts for quasi-regular/-MHR distributions. For more details, the interested reader can refer to [CD15, Sections 8 and 9 and Appendices F, G, and H].

sections.

Notations. Denote by \mathbb{R}_+ (resp. \mathbb{R}_-) the set of all non-negative (resp. non-positive) real numbers. For any pair of $b \geq a \geq 0$, define the sets $[a] \triangleq \{1, 2, \dots, a\}$ and $[a : b] \triangleq \{a, a + 1, \dots, b\}$. Denote by $\mathbf{1}[\cdot]$ the indicator function. Denote by F and F' the cumulative distribution function (CDF) and density distribution function (PDF) for a given distribution F . For any pair of $n \geq k \geq 1$, denote by $F_{(k:n)}$ the k -th order statistic distribution from n distributions $\mathbf{F} = \{F_i\}_{i \in [n]}$.²⁰

Bayesian Mechanism Design. There is a seller who wants to sell a single item to a set of n buyers. Given allocation $x_i \in [0, 1]$ and payment $p_i \in \mathbb{R}_+$, the utility of buyer i with private value v_i is $v_i x_i - p_i$. The private value v_i is drawn independently from buyer i 's valuation distribution (aka., prior) F_i . In most cases, we assume that each buyer i 's valuation distribution F_i has its support $\text{supp}(F_i) = [0, \bar{v}_i]$ for some $\bar{v}_i \in \mathbb{R}_+$ or $\text{supp}(F_i) = [0, \infty)$.²¹ The goal of the seller is to maximize the expected revenue, which is the summation of the expected payment from all buyers.

We consider both the *single-item setting* and *downward-closed settings* in this paper. In the single-item setting, an allocation profile $\mathbf{x} = \{x_i\}_{i \in [n]}$ is feasible if and only if $\sum_{i \in [n]} x_i \leq 1$. In the downward-closed settings, an allocation profile \mathbf{x} is feasible if and only if \mathbf{x} can be induced by a convex combination over a pre-specified downward-closed set system $\mathcal{X} \subseteq 2^{[n]}$.

Revenue Curve, Virtual Value, and Hazard Rate. This part revisits the important concepts for the revenue analysis in the Bayesian mechanism design.

Definition 2.1 (Revenue Curve and Ironed Revenue Curve [BR89]). For a buyer with valuation distribution F , her *revenue curve* $R : [0, 1] \rightarrow \mathbb{R}_+$ is defined as $R(q) \triangleq q \cdot F^{-1}(q)$ for each $q \in [0, 1]$,²² and her *ironed revenue curve* $\bar{R} : [0, 1] \rightarrow \mathbb{R}_+$ is the concave envelope of her revenue curve R .

Based on the definition, both the revenue curve and ironed revenue curve are mappings from a given quantile $q \in [0, 1]$ to expected revenue. Specifically, the revenue curve (resp. ironed revenue curve) captures the maximum expected revenue of posting a deterministic (resp. randomized) price to sell a single item to a buyer with valuation distribution F [Mye81, BR89], given ex ante allocation constraint q .²³

Fixing a single buyer with revenue curve R , we refer to $q^* \triangleq \text{argmax}_{q \in [0, 1]} R(q)$ as the *monopoly quantile*, $r^* \triangleq F^{-1}(q^*)$ as the *monopoly reserve*, and $R^* \triangleq R(q^*)$ as the *monopoly revenue*.

Definition 2.2. For a buyer with prior F , her *virtual value function* $\varphi : \text{supp}(F) \rightarrow \mathbb{R}$ and *hazard rate function* $h : \text{supp}(F) \rightarrow \mathbb{R}_+$ are defined as

$$\varphi(v) \triangleq v - \frac{1 - F(v)}{F'(v)} \quad \text{and} \quad h(v) \triangleq \frac{F'(v)}{1 - F(v)}$$

Moreover, her *conditional expected virtual value function* $\phi_{\text{CE}}(v) : \text{supp}(F) \rightarrow \mathbb{R}_-$ and *conditional expected hazard rate function* $h_{\text{CE}}(v) : \text{supp}(F) \rightarrow \mathbb{R}_+$ are defined as

$$\phi_{\text{CE}}(v) \triangleq \mathbb{E}_{v^\dagger \sim F} \left[\varphi(v^\dagger) \mid v^\dagger \leq v \right] = -v \cdot \frac{1 - F(v)}{F(v)} \quad \text{and} \quad h_{\text{CE}}(v) \triangleq \int_0^v h(v^\dagger) \cdot dv^\dagger = \frac{-\ln(1 - F(v))}{v}$$

²⁰Following the literature, to simplify the notation, we refer to the k -th *largest* (instead of *smallest*) value as the k -th order statistic.

²¹This assumption is without loss of generality, since for any distribution F with general support $\text{supp}(F)$, we can construct another distribution T that satisfies our assumption and only differs with F with zero measure.

²²In particular, $F^{-1}(q) \triangleq \sup\{v : F(v) \leq q\}$ for every $q \in (0, 1]$, and $R(0) \triangleq \lim_{q \rightarrow 0^+} R(q)$.

²³An ex ante constraint $q \in [0, 1]$ requires the expected allocation to be equal to q , where the randomness considers both buyers' values and the mechanism.

The relationship between the revenue curve and virtual value is well-established [Mye81, BR89]: for any value $v \in \text{supp}(F)$, the corresponding virtual value $\varphi(v)$ is equal to the slope of the revenue curve at the associated quantile $q = 1 - F(v)$, i.e., $\varphi(v) = R'(q)$. Similarly, we define the *ironed virtual value* $\bar{\varphi}(v) \triangleq \bar{R}'(q)$ for every value $v \in \text{supp}(F)$ and associated quantile $q = 1 - F(v)$.

Proposition 2.3 (Revenue Equivalence [Mye81]). *Given any mechanism \mathcal{M} , its expected revenue $\mathcal{M}(\mathbf{F})$ for n buyers with distributions $\mathbf{F} = \{F_i\}_{i \in [n]}$ satisfies the following:*

$$\mathcal{M}(\mathbf{F}) = \sum_{i \in [n]} \mathbb{E}_{v_i \sim F_i} [\varphi_i(v_i) \cdot x_i(v_i)] \leq \sum_{i \in [n]} \mathbb{E}_{v_i \sim F_i} [\bar{\varphi}_i(v_i) \cdot x_i(v_i)]$$

where $x_i(v_i)$ is the interim allocation of buyer i with value v_i .²⁴ In particular, the equality in the second step holds if and only if “each buyer $i \in [n]$ gets the same interim allocation $x_i(v_i^\dagger) = x_i(v_i^\ddagger)$, for any two values v_i^\dagger and v_i^\ddagger with the same ironed virtual value $\bar{\varphi}_i(v_i^\dagger) = \bar{\varphi}_i(v_i^\ddagger)$.”

Given the revenue equivalence (Proposition 2.3), the Bayesian optimal revenue can be achieved by the seller can be characterized as **Bayesian Optimal Mechanism** defined as follows. Other mechanisms specific to individual results are described separately in the relevant sections.

Definition 2.4 (Bayesian Optimal Mechanism). In the *Bayesian Optimal Mechanism* (aka., *Bayesian Myerson Auction*), let $S(\mathbf{v})$ be the feasible subset of buyers with the maximum non-negative ironed virtual surplus, i.e., $S(\mathbf{v}) = \text{argmax}_{S \in \mathcal{X}} \sum_{i \in S} \bar{\varphi}(v_i)$, then each buyer $i \in S(\mathbf{v})$ gets an item and pays the threshold value for keep getting allocated.

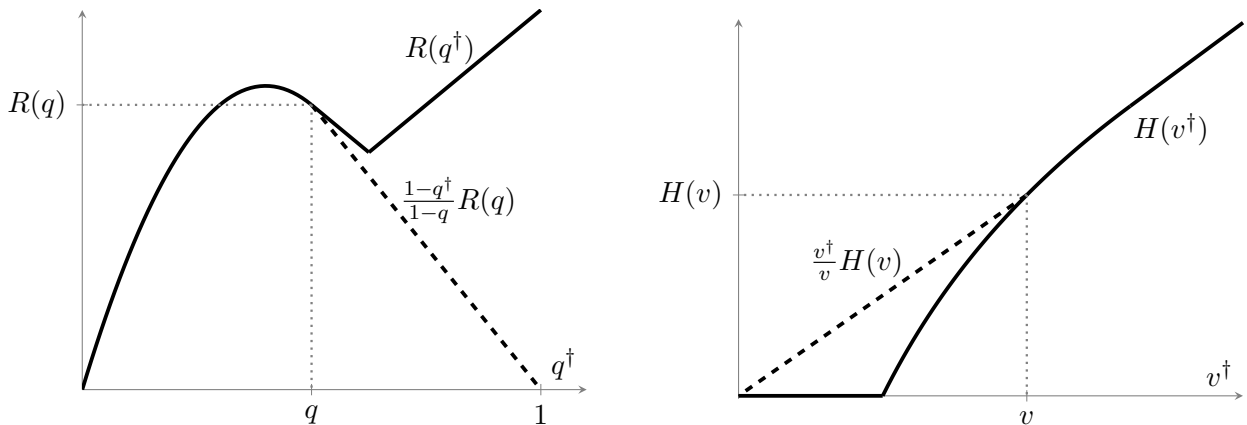
Distribution Families. As mentioned in the introduction, we study the following four important distribution families:

- **(Regularity)** A distribution F satisfies the *regularity condition* if its virtual value function $\varphi(v)$ is weakly increasing in $v \in \text{supp}(F)$.
- **(MHR)** A distribution F satisfies the *monotone hazard rate (MHR) condition* if its hazard rate function $h(v)$ is weakly decreasing in $v \in \text{supp}(F)$.
- **(Quasi-Regularity)** A distribution F satisfies the *quasi-regularity condition* if its conditional expected virtual value $\phi_{\text{CE}}(v)$ is weakly increasing in $v \in \text{supp}(F)$.
- **(Quasi-MHR)** A distribution F satisfies the *quasi-MHR condition* if its conditional expected hazard rate $h_{\text{CE}}(v)$ is weakly decreasing in $v \in \text{supp}(F)$.

We refer to a distribution (resp. a buyer with valuation distribution) satisfying each distributional condition as a regular, MHR, quasi-regular, or quasi-MHR distribution (resp. buyer), respectively. We also denote by the class of regular distributions, MHR distributions, quasi-regular distributions as \mathbb{F}_{reg} , \mathbb{F}_{MHR} , $\mathbb{F}_{\text{Q-reg}}$, and $\mathbb{F}_{\text{Q-MHR}}$, respectively. We characterize the distribution hierarchy of all four families in Proposition 3.4 and provide a graphical illustration in Figure 1. Both regular and MHR distributions admit the following equivalent definition.

Lemma 2.5 (Folklore, see [Har16]). *A distribution F is regular if and only if its induced revenue curve R is concave, i.e., $R \equiv \bar{R}$. A distribution F is MHR if and only if the cumulative hazard rate function $H(v) \triangleq -\ln(1 - F(v))$ is convex.*

²⁴Namely, $x_i(v_i)$ is the expected allocation of buyer i when his value is v_i , where the randomness considers all other buyers and the mechanism.



(a) Condition 2 in Proposition 3.1 for quasi-regular distributions $\mathbb{F}_{\text{Q-reg}}$.

(b) Condition 2 in Proposition 3.2 for quasi-MHR distributions $\mathbb{F}_{\text{Q-MHR}}$.

Figure 3: Graphical illustration of equivalent definitions of quasi-regular distributions $\mathbb{F}_{\text{Q-reg}}$ and quasi-MHR distributions $\mathbb{F}_{\text{Q-MHR}}$.

3 Distribution Hierarchy and Structural Results

This section presents structural properties of regular, quasi-regular, MHR, and quasi-MHR distributions that might be of independent interest. Many of them are used for the revenue approximation analysis in the later sections.

3.1 Basic Structural Results

In this subsection, we present some basic structural properties of quasi-regular and quasi-MHR distributions.

First, we give two equivalent definitions of quasi-regularity in Proposition 3.1. In this proposition, Condition 2 is referred to as the “*inscribed triangle property*” in [HR14, Appendix D]. A graphical illustration of this condition is provided in Figure 3. Both Conditions 2 and 3 are tight in the *worst-case* sense, even when moving from quasi-regular distributions $\mathbb{F}_{\text{Q-reg}}$ to regular distributions \mathbb{F}_{reg} . Specifically, for a fixed anchor quantile q (resp. value v) and its corresponding $R(q)$ (resp. $F(v)$), there exists a regular distribution (i.e., triangular distribution) $F \in \mathbb{F}_{\text{reg}}$ such that the inequality in the condition holds with equality for all quantiles $q^\dagger \in [q, 1]$ (resp. values $v^\dagger \in [0, v]$). As we will see in later sections, many approximation results allow for an approximation-preserving generalization from regular distributions \mathbb{F}_{reg} to quasi-regular distributions $\mathbb{F}_{\text{Q-reg}}$, as their core relies on the inequalities in Condition 2 or 3.

Proposition 3.1 (Equivalent Definitions of Quasi-Regularity). *The following three conditions of a given distribution F are equivalent:*

1. **(Quasi-Regularity)** *Distribution F is quasi-regular, i.e., $F \in \mathbb{F}_{\text{Q-reg}}$.*
2. **(Revenue Curve Characterization)** *In revenue curve R induced by distribution F , for every anchor quantile $q \in [0, 1]$,*

$$\forall q^\dagger \in [q, 1] : \quad R(q^\dagger) \geq \frac{1 - q^\dagger}{1 - q} R(q) .$$

3. **(Probability Tail Bounds)** For every anchor value $v \in \text{supp}(F)$,

$$\forall v^\dagger \in [0, v) : \quad F(v^\dagger) \leq \frac{v^\dagger}{v^\dagger + \frac{1-F(v)}{F(v)}v}.$$

Proof. By definition, distribution F is quasi-regular if and only if its conditional expected virtual value function $\phi_{\text{CE}}(v) = \mathbb{E}_{v^\dagger \sim F}[\varphi(v^\dagger) \mid v^\dagger \leq v]$ is weakly increasing in $v \in \text{supp}(F)$. In other words, for every value $v \in \text{supp}(F)$, and every value $v^\dagger \in [0, v)$:

$$\frac{1}{F(v^\dagger)} \int_0^{v^\dagger} \varphi(t) \cdot dF(t) \leq \frac{1}{F(v)} \int_0^v \varphi(t) \cdot dF(t)$$

Let $q \triangleq 1 - F(v)$ and $q^\dagger \triangleq 1 - F(v^\dagger)$. Invoking the relation between virtual value φ and revenue curve R , the above inequality is equivalent to

$$\frac{1}{1 - q^\dagger} \int_{q^\dagger}^1 R'(s) \cdot ds \leq \frac{1}{1 - q} \int_q^1 R'(s) \cdot ds$$

which is equivalent to

$$R(q^\dagger) \geq \frac{1 - q^\dagger}{1 - q} R(q)$$

where we use the assumption that $R(1) = 0$ (Section 2). Thus, quasi-regularity and Condition 2 are equivalent. Moreover, by definition, $R(q) = v(1 - F(v))$ and $R(q^\dagger) = v^\dagger(1 - F(v^\dagger))$. Hence, the above inequality is equivalent to

$$v^\dagger(1 - F(v^\dagger)) \geq \frac{F(v^\dagger)}{F(v)} v(1 - F(v))$$

After rearranging, it becomes

$$F(v^\dagger) \leq \frac{v^\dagger}{v^\dagger + \frac{1-F(v)}{F(v)}v}$$

which is exactly Condition 3 as desired. \square

Similar to Proposition 3.1 for quasi-regularity, the quasi-MHR condition also admits two equivalent definitions summarized in Proposition 3.2 below. In this proposition, a graphical illustration of Condition 2 is provided in Figure 3. Both Conditions 2 and 3 are tight in the *worst-case* sense, even when moving from quasi-MHR distributions $\mathbb{F}_{\text{Q-MHR}}$ to MHR distributions \mathbb{F}_{MHR} . Specifically, for a fixed anchor value v and its corresponding $H(v)$ (resp. $F(v)$), there exists a MHR distribution (i.e., exponential distribution) $F \in \mathbb{F}_{\text{MHR}}$ such that the inequality in the condition holds with equality for all values $v^\dagger \in [0, v)$. As we will see in later sections, many approximation results allow for an approximation-preserving generalization from MHR distributions \mathbb{F}_{MHR} to quasi-MHR distributions $\mathbb{F}_{\text{Q-MHR}}$, as their core relies on the inequalities in Condition 2 or 3.

Proposition 3.2 (Equivalent Definition of Quasi-MHR). *The following two conditions of a given distribution F are equivalent:*

1. **(Quasi-MHR)** Distribution F is quasi-MHR, i.e., $F \in \mathbb{F}_{\text{Q-MHR}}$.

2. **(Cumulative Hazard Rate Characterization)** In cumulative hazard rate function H induced by distribution F , for every value $v \in \text{supp}(F)$,

$$\forall v^\dagger \in [0, v) : \quad H(v^\dagger) \leq \frac{v^\dagger}{v} H(v) ,$$

3. **(Probability Tail Bounds)** For every value $v \in \text{supp}(F)$,

$$\forall v^\dagger \in [0, v) : \quad F(v^\dagger) \leq 1 - (1 - F(v))^{\frac{v^\dagger}{v}} .$$

Proof. By definition, distribution F is quasi-regular if and only if its conditional expected hazard rate function $h_{\text{CE}}(v) = \frac{H(v)}{v}$ is weakly increasing in $v \in \text{supp}(F)$. Rearranging the terms shows the equivalence to Condition 2 immediately. Moreover, recall that $H(v) = -\ln(1 - F(v))$. Hence, for every value $v \in \text{supp}(F)$, and every value $v^\dagger \in [0, v)$:

$$\frac{-\ln(1 - F(v^\dagger))}{v^\dagger} \leq \frac{-\ln(1 - F(v))}{v}$$

After rearranging the term, we obtain

$$F(v^\dagger) \leq 1 - (1 - F(v))^{\frac{v^\dagger}{v}}$$

which finishes the proof. □

Equipped with Proposition 3.2, we establish three technical properties for quasi-MHR distributions, summarized in the following lemma. The analogy properties for MHR distributions is known in [HR09a, AGM09]. These properties are crucial for analyzing various revenue approximation results in the subsequent sections.

Lemma 3.3. *For any quasi-MHR distribution $F \in \mathbb{F}_{\text{Q-MHR}}$, the following three properties holds:*

1. **(Monopoly Quantile Lower Bound)** *Its monopoly quantile q^* is at least $\frac{1}{e}$. Moreover, for the exponential distribution (which is also MHR), its monopoly quantile is exactly $\frac{1}{e}$.*
2. **(Revenue Approximates Welfare via Price Posting)** *For any threshold $t \in \mathbb{R}_+$, the expected revenue by posting a price weakly higher than t is at least a $\frac{1}{3}$ -approximation to the expected welfare of posting price t , i.e.,*

$$\max_{p \geq t} p \cdot (1 - F(p)) \geq \frac{1}{3} \cdot \mathbb{E}[v \cdot \mathbf{1}[v \geq t]]$$

If threshold t is weakly higher than the monopoly reserve r^ , the expected revenue by posting price t directly is at least a $\frac{1}{e+1}$ -approximation to the expected welfare of posting price t , i.e.,*

$$t \cdot (1 - F(t)) \geq \frac{1}{e+1} \cdot \mathbb{E}[v \cdot \mathbf{1}[v \geq t]]$$

Moreover, there exists quasi-regular distributions such that the approximation factors of both $\frac{1}{3}$ and $\frac{1}{e+1}$ are tight.

3. **(Revenue Approximates Welfare via Buyer Duplicating)** For any threshold $t \in \mathbb{R}_+$, the expected conditional virtual surplus of the first order statistic $v_{(1:2)} = \max\{v_1, v_2\}$ from two i.i.d. samples v_1, v_2 from distribution F is at least a $\frac{1}{3}$ -approximation to the expected conditional social welfare of first order statistic $v_{(1:2)}$, i.e.,

$$\mathbb{E}_{v_{(1:2)} \sim F_{(1:2)}} [\varphi(v_{(1:2)}) \mid v_{(1:2)} \geq t] \geq \frac{1}{3} \cdot \mathbb{E}_{v_{(1:2)} \sim F_{(1:2)}} [v_{(1:2)} \mid v_{(1:2)} \geq t]$$

Moreover, the approximation factor of $\frac{1}{3}$ is tight with threshold $t = 0$ for the exponential distribution (which is also MHR).

By setting threshold $t = 0$, Property 2 in Lemma 3.3 guarantees that the optimal revenue is a $\frac{1}{3}$ -approximation to the expected welfare for quasi-MHR distributions $\mathbb{F}_{\text{Q-MHR}}$. Note that for MHR distributions \mathbb{F}_{MHR} , the tight approximation between the optimal revenue and the expected welfare is $\frac{1}{e}$, whose upper bound is achieved by the exponential distribution. Moreover, due to the concavity of the revenue curve for MHR distributions, if threshold $t \geq r^*$, posting price equal to threshold t maximizes the expected revenue among all prices $p \geq t$, and thus left-hand sides of two inequalities in Property 2 become equivalent. In this sense, this property also suggests a strict but bounded separation between MHR distributions \mathbb{F}_{MHR} and quasi-MHR distributions $\mathbb{F}_{\text{Q-MHR}}$.

Proof of Lemma 3.3. We prove three properties in the lemma statement sequentially.

Property 1- Monopoly Quantile Lower Bound: We prove this property by introducing an auxiliary distribution T as follows. Let r^* be the optimal reserve for the original quasi-MHR distribution F . Let auxiliary distribution T have cumulative density function $T(v) = 1 - e^{-h_{\text{CE}}(r^*) \cdot v}$ with support $\text{supp}(T) = [0, \infty)$. Note that

$$T(r^*) = 1 - e^{-h_{\text{CE}}(r^*) \cdot r^*} = 1 - e^{\frac{\ln(1-F(r^*))}{r^*} \cdot r^*} = F(r^*)$$

where the first equality holds due to the construction of auxiliary distribution T , and the second equality holds due to the definition of conditional hazard rate function $h_{\text{CE}}(\cdot)$. Similarly, for every value $v \leq r^*$,

$$T(v) = 1 - e^{-h_{\text{CE}}(r^*) \cdot v} \geq 1 - e^{-h_{\text{CE}}(v) \cdot v} = 1 - e^{\frac{\ln(1-F(v))}{v} \cdot v} = F(v)$$

where the inequality holds since distribution F is quasi-MHR and $v \leq r^*$. Putting two pieces together, we know that for every price $p \in [0, r^*]$,

$$p(1 - F(p)) \geq p(1 - T(p))$$

and the inequality is binding at price $p = r^*$. Hence, the monopoly reserve (resp. monopoly quantile) under auxiliary distribution T is weakly larger (resp. weakly smaller) than the one under distribution F . Hence, it suffices to verify that the monopoly quantile under auxiliary MHR distribution T is at least $\frac{1}{e}$, which has been already shown in [AGM09, Lemma 1].

Property 2- Revenue Approximates Welfare via Price Posting: Fix an arbitrary quasi-MHR distribution $F \in \mathbb{F}_{\text{Q-MHR}}$. Without loss of generality, we normalize the monopoly revenue of distribution F to be 1.

Property 2.i ($\frac{1}{3}$ -Approximation). We first prove the $\frac{1}{3}$ -approximation. Note that the left- and right-hand side of the inequality can be interpreted as the conditional optimal expected revenue and conditional expected welfare (conditioning on value $v \geq t$). By the definition, this conditional

distribution is also quasi-MHR. Hence, it suffices to verify the $\frac{1}{3}$ -approximation inequality for threshold $t = 0$. Under our assumption that the monopoly revenue is 1, we only need to show the expected welfare $\mathbb{E}_{v \sim F}[v]$ is at most 3.

We upper bound the expected welfare $\mathbb{E}_{v \sim F}[v]$ using the following argument. Since the monopoly revenue is 1, for every value $v \leq e$, we have

$$1 - F(v) \leq \frac{1}{v}$$

Moreover, for every value $v \geq e$, we have

$$1 - F(v) = e^{-H(v)} \leq e^{-\frac{H(e)}{e}v} \leq e^{-\frac{1}{e}v}$$

where the first inequality holds since distribution F is quasi-MHR, and the second distribution holds since $H(e) = -\ln(1 - F(e)) \geq 1$ as we argued above.

Let auxiliary distribution T have support $\text{supp}(T) = [1, \infty)$, and cumulative density function $T(v) = 1 - \frac{1}{v}$ for $v \in [1, e]$, $T(v) = 1 - e^{-\frac{v}{e}}$ for $v \in [e, \infty)$. By construction, auxiliary distribution T first-order stochastically dominates distribution F . Thus, the expected welfare $\mathbb{E}_{v \sim F}[v]$ can be upper bounded by $\mathbb{E}_{v \sim F}[v] \leq \mathbb{E}_{v \sim T}[v] = 3$, where the equality holds due to the construction of auxiliary distribution T . Note that the auxiliary distribution T is also quasi-MHR and shows the tightness of the $\frac{1}{3}$ -approximation.

Property 2.ii ($\frac{1}{e+1}$ -Approximation). Now we assume threshold $t \geq r^*$ and prove the $\frac{1}{e+1}$ -approximation. Here we consider two cases separately.

First, we verify the case where $H(t) \geq \frac{t}{e}$. In this case, define auxiliary distribution T with cumulative density function $T(v) = F(v)$ for $v \in [0, t)$ and $T(v) = 1 - e^{-\frac{H(t)}{t}v}$ for $v \in [t, \infty)$. As a sanity check, for every value $v \geq t$, we have

$$F(v) = 1 - e^{-H(v)} \geq 1 - e^{-\frac{H(t)}{t}v} = T(v)$$

where the inequality holds since distribution F is quasi-regular. This ensures

$$\mathbb{E}_{v \sim F}[v \cdot \mathbf{1}[v \geq t]] \leq \mathbb{E}_{v \sim T}[v \cdot \mathbf{1}[v \geq t]]$$

and consequently allows us to verify the approximation guarantee as follows.

$$\begin{aligned} & t \cdot (1 - F(t)) - \frac{1}{e+1} \cdot \mathbb{E}_{v \sim F}[v \cdot \mathbf{1}[v \geq t]] \\ & \geq t \cdot (1 - F(t)) - \frac{1}{e+1} \cdot \mathbb{E}_{v \sim T}[v \cdot \mathbf{1}[v \geq t]] \\ & = t \cdot e^{-H(t)} - \frac{1}{e+1} \cdot \int_t^\infty v e^{-\frac{H(t)}{t}v} \cdot \frac{H(t)}{t} v \cdot dv \\ & = t \cdot e^{-H(t)} - \frac{t}{e+1} \frac{H(t)+1}{H(t)} e^{-H(t)} \\ & \geq 0 \end{aligned}$$

where the last inequality holds since $t \geq r^* \geq 1$ (due to assumption that monopoly revenue is 1) and thus $H(t) \geq \frac{t}{e} \geq \frac{1}{e}$ (due to the case assumption).

Next we verify the case where $H(t) < \frac{t}{e}$. Let $a \in [1, e]$ be the solution of equation $\frac{\ln(a)}{a} = \frac{H(t)}{t}$. The case assumption that $H(t) < \frac{t}{e}$ ensures the existence of a . Since the monopoly revenue is 1,

threshold $t \geq r^* \geq 1$ and the cumulative hazard rate function $H(t) \geq \ln(t)$ which further implies threshold $t \leq a \leq e$. Define auxiliary distribution T with support $\text{supp}(T) = [0, \infty)$ and cumulative density function $T(v) = 1 - e^{-\frac{\ln(a)}{a}v}$ for $v \in [0, a]$, $T(v) = 1 - \frac{1}{v}$ for $v \in [a, e]$, and $T(v) = 1 - e^{-\frac{v}{e}}$ for $v \in [e, \infty)$. As a sanity check, for every value $v \in [t, a]$, we have

$$F(v) = 1 - e^{-H(v)} \stackrel{(a)}{\geq} 1 - e^{-\frac{H(t)}{t}v} \stackrel{(b)}{=} 1 - e^{-\frac{\ln(a)}{a}v} = T(v)$$

where inequality (a) holds since distribution F is quasi-MHR; and equality (b) holds due to the definition of a . Since the monopoly revenue is 1, for every value $v \in [a, e]$, we have

$$F(v) \geq 1 - \frac{1}{v} = T(v)$$

Finally, for every value $v \in [e, \infty)$, we have

$$F(v) = 1 - e^{-H(v)} \stackrel{(a)}{\geq} 1 - e^{-\frac{H(e)}{e}v} \stackrel{(b)}{\geq} 1 - e^{-\frac{v}{e}} = T(v)$$

where inequality (a) holds since distribution F is quasi-MHR; and inequality (b) holds since $H(e) \geq 1$ as the monopoly revenue is 1. Putting the three pieces together, we know $F(v) \geq T(v)$ for every value $v \geq t$ and thus

$$\mathbb{E}_{v \sim F}[v \cdot \mathbf{1}[v \geq t]] \leq \mathbb{E}_{v \sim T}[v \cdot \mathbf{1}[v \geq t]] \leq \mathbb{E}_{v \sim T}[v \cdot \mathbf{1}[v \geq 1]] = \frac{1 + \ln(a)}{\ln(a)} \cdot e^{-\frac{\ln(a)}{a}} - \frac{(1 - \ln(a))^2}{\ln(a)}$$

where the second inequality holds since $t \geq r^* \geq 1$ and the last equality holds by calculation.

On the other hand, we claim that

$$t \cdot (1 - F(t)) = t \cdot (1 - T(t)) \geq 1 \cdot (1 - T(1)) = e^{-\frac{\ln(a)}{a}}$$

where the first equality holds since $F(t) = 1 - e^{-H(t)} = 1 - e^{-\frac{\ln(a)}{a}t} = T(t)$ which is implied by the definition of a and the fact that $t \leq a$ argued above. To see why the inequality holds, note that

$$\frac{t \cdot (1 - T(t))}{1 \cdot (1 - T(1))} = t \cdot e^{-\frac{\ln(a)}{a}(t-1)} = t \cdot e^{-\frac{H(t)}{t}(t-1)} \geq t \cdot e^{-\frac{1}{e}(t-1)} \geq 1$$

where the first equality holds due to the construction of auxiliary distribution T and the fact that $t \leq a$ argued above; the second equality holds due to the definition of a ; the first inequality holds due to the case assumption that $H(t) \leq \frac{t}{e}$; and the second inequality holds since $1 \leq t \leq a \leq e$ argued above.

Combining the lower bound of $t \cdot (1 - F(t))$ and the upper bound of $\mathbb{E}_{v \sim F}[v \cdot \mathbf{1}[v \geq t]]$ derived above, it suffices to verify that for every $a \in [1, e]$,

$$e + 1 \geq \frac{1 + \ln(a)}{\ln(a)} - \frac{(1 - \ln(a))^2}{\ln(a)} \cdot e^{-\frac{\ln(a)}{a}}$$

Thus, we finish our argument by noting that the right-hand side is maximized at $e + 1$ with $a = e$ among all $a \in [1, e]$.

To see the tightness of the $\frac{1}{e+1}$ -approximation, consider the following quasi-MHR distribution F with support $\text{supp}(F) = [1, \infty)$ and cumulative density function $F(v) = 1 - e^{-\frac{v}{e}}$ for $v \in [1, \infty)$.

In this distribution, the monopoly reserve $r^* = 1$ has a probability mass of $1 - e^{-\frac{1}{e}}$. Consider threshold $t = 1 + \varepsilon$ with sufficiently small $\varepsilon > 0$. By straightforward calculation, we know

$$t \cdot (1 - F(t)) = e^{-\frac{1}{e}} - o_\varepsilon(1) \quad \text{and} \quad \mathbb{E}_{v \sim F}[v \cdot \mathbf{1}[v \geq t]] = (e + 1)e^{-\frac{1}{e}} - o_\varepsilon(1)$$

which shows the approximation tightness as desired.

Property 3- Revenue Approximates Welfare via Buyer Duplicating: The inequality in this property can be re-written as

$$\int_t^\infty \left(v - \frac{1 - F(v)}{F'(v)} \right) \cdot 2F(v) \cdot F'(v) \cdot dv \geq \frac{1}{3} \int_t^\infty v \cdot 2F(v) \cdot F'(v) \cdot dv$$

After rearranging and integration by parts, it is equivalent to

$$t \cdot \left(1 - (F(t))^2 \right) - \int_t^\infty (1 - F(v)) \cdot (2F(v) - 1) \cdot dv \geq 0 \quad (1)$$

To verify this inequality, our argument is divided into two cases depending on whether $F(t) \geq \frac{3}{4}$.

First, suppose $F(t) \geq \frac{3}{4}$. In this case, we construct an auxiliary distribution T as follows: let auxiliary distribution T have cumulative density function $T(v) = 1 - e^{-h_{\text{CE}}(t) \cdot v}$ with support $\text{supp}(T) = [0, \infty)$. Note that

$$T(t) = 1 - e^{-h_{\text{CE}}(t) \cdot t} = 1 - e^{\frac{\ln(1-F(t))}{t} \cdot t} = F(t)$$

where the first equality holds due to the construction of auxiliary distribution T , and the second equality holds due to the definition of conditional hazard rate function $h_{\text{CE}}(\cdot)$. Similarly, for every value $v \geq t$,

$$T(v) = 1 - e^{-h_{\text{CE}}(t) \cdot v} \leq 1 - e^{-h_{\text{CE}}(v) \cdot v} = 1 - e^{\frac{\ln(1-F(v))}{v} \cdot v} = F(v)$$

where the inequality holds since distribution F is quasi-MHR and $v \geq t$. Putting two pieces together, we have

$$\begin{aligned} t \cdot \left(1 - (F(t))^2 \right) &= t \cdot \left(1 - (T(t))^2 \right) \\ \int_t^\infty (1 - F(v)) \cdot (2F(v) - 1) \cdot dv &\leq \int_t^\infty (1 - T(v)) \cdot (2T(v) - 1) \cdot dv \end{aligned}$$

where the second inequality holds due to the fact that $(1 - F(v))(2F(v) - 1) \leq (1 - T(v))(2T(v) - 1)$ for every value $v \geq t$, which is implied by $F(v) \geq T(v)$ and $T(v) \geq T(t) \geq \frac{3}{4}$.²⁵ Hence, it suffices to verify inequality (1) or equivalently Property 3 for auxiliary MHR distribution T , which has been already shown in [HR09a, Lemma 4.1].

Second, suppose $F(t) < \frac{3}{4}$. Let $v^\dagger \triangleq F^{-1}(\frac{3}{4})$ be the value such that $F(v^\dagger) = \frac{3}{4}$. As a sanity check, we have $v^\dagger > t$. In this case, we construct an auxiliary distribution T as follows: let auxiliary distribution T have cumulative density function $T(v) = 1 - e^{-h_{\text{CE}}(v^\dagger) \cdot v}$ with support $\text{supp}(T) = [0, \infty)$. Note that for every value $v \leq v^\dagger$,

$$T(v) = 1 - e^{-h_{\text{CE}}(v^\dagger) \cdot v} \geq 1 - e^{-h_{\text{CE}}(v) \cdot v} = 1 - e^{\frac{\ln(1-F(v))}{v} \cdot v} = F(v)$$

²⁵Note $\frac{3}{4}$ is the unique maximizer of quadratic function $L(x) = (1 - x)(2x - 1)$.

where the inequality holds since distribution F is quasi-MHR and $v \leq v^\dagger$. Similarly, for every value $v \geq t$,

$$T(v) = 1 - e^{-h_{\text{CE}}(t) \cdot v} \leq 1 - e^{-h_{\text{CE}}(v) \cdot v} = 1 - e^{-\frac{\ln(1-F(v))}{v} \cdot v} = F(v)$$

where the inequality holds since distribution F is quasi-MHR and $v \geq v^\dagger$. Putting two pieces together, we have

$$t \cdot \left(1 - (F(t))^2\right) \geq t \cdot \left(1 - (T(t))^2\right)$$

$$\int_t^\infty (1 - F(v)) \cdot (2F(v) - 1) \cdot dv \leq \int_t^\infty (1 - T(v)) \cdot (2T(v) - 1) \cdot dv$$

where the first inequality holds since $F(t) \leq T(t)$, and the second inequality holds due to the fact that $(1 - F(v))(2F(v) - 1) \leq (1 - T(v))(2T(v) - 1)$ for every value $v \geq 0$. Hence, it suffices to verify inequality (1) or equivalently Property 3 for auxiliary MHR distribution T , which has been already shown in [HR09a, Lemma 4.1].

Finally, to see the tightness of the bound. Consider exponential distribution F with cumulative density function $F(v) = 1 - e^{-v}$. Let threshold $t = 0$. By direct computation, we have $\mathbb{E}_{v_{(1:2)} \sim F_{(1:2)}}[\varphi(v_{(1:2)})] = \frac{1}{2}$ and $\mathbb{E}_{v_{(1:2)} \sim F_{(1:2)}}[v_{(1:2)}] = \frac{3}{2}$, which completes the analysis as desired. \square

3.2 Relations among Distribution Families

This subsection characterizes the relations among the regularity, quasi-regularity, MHR, and quasi-MHR conditions. A graphical illustration of Proposition 3.4 below can be found in Figure 1.

Proposition 3.4 (Distribution Hierarchy). *The four families \mathbb{F}_{reg} , $\mathbb{F}_{\text{Q-reg}}$, \mathbb{F}_{MHR} , and $\mathbb{F}_{\text{Q-MHR}}$ of regular, quasi-regular, MHR, and quasi-MHR distributions satisfy the following relations:*

- (i) $\mathbb{F}_{\text{MHR}} \subsetneq (\mathbb{F}_{\text{reg}} \cap \mathbb{F}_{\text{Q-MHR}})$. In particular, consider distribution F with support $\text{supp}(F) = [1/e, \infty)$ and cumulative density function $F(v) = 1 - 1/(ev)$ for value $v \in [1/e, 1]$ and $F(v) = 1 - e^{-v}$ for value $v \in [1, \infty)$. Distribution F is regular and quasi-MHR, but not MHR, i.e., $F \in ((\mathbb{F}_{\text{reg}} \cap \mathbb{F}_{\text{Q-MHR}}) \setminus \mathbb{F}_{\text{MHR}})$.
- (ii) $(\mathbb{F}_{\text{reg}} \cup \mathbb{F}_{\text{Q-MHR}}) \subsetneq \mathbb{F}_{\text{Q-reg}}$. In particular, consider distribution F with support $\text{supp}(F) = [2, \infty)$ and cumulative density function $F(v) = 1 - 1/v$ for value $v \in [2, \infty)$. Distribution F is quasi-regular but neither quasi-MHR nor regular, i.e., $F \in (\mathbb{F}_{\text{Q-reg}} \setminus (\mathbb{F}_{\text{reg}} \cup \mathbb{F}_{\text{Q-MHR}}))$.
- (iii) $\mathbb{F}_{\text{Q-MHR}} \setminus \mathbb{F}_{\text{reg}} \neq \emptyset$ and $\mathbb{F}_{\text{reg}} \setminus \mathbb{F}_{\text{Q-MHR}} \neq \emptyset$. In particular, distribution $F(v) = 1 - e^{-v}$ with support $\text{supp}(F) = [1, \infty)$ is quasi-MHR but not regular, i.e., $F \in (\mathbb{F}_{\text{Q-MHR}} \setminus \mathbb{F}_{\text{reg}})$. Distribution $F(v) = 1 - 1/v$ with support $\text{supp}(F) = [1, \infty)$ is regular but not quasi-MHR, i.e., $F \in (\mathbb{F}_{\text{reg}} \setminus \mathbb{F}_{\text{Q-MHR}})$.

Proof. All hierarchical relationships can be directly verified using the original definitions of the distribution classes, except $\mathbb{F}_{\text{Q-MHR}} \subseteq \mathbb{F}_{\text{Q-reg}}$. To verify $\mathbb{F}_{\text{Q-MHR}} \subseteq \mathbb{F}_{\text{Q-reg}}$, note that Condition 3 in Proposition 3.2 for quasi-MHR distributions implies Condition 3 in Proposition 3.1 for quasi-regular distributions. This finishes the proof of the proposition statement. \square

3.3 Order Statistics of Symmetric Regular/MHR Distributions

In this subsection, we characterize the order statistic distributions generated from symmetric regular or MHR distributions.

Symmetric Regular Distributions. We first consider regular distributions.

Theorem 1 (Order Statistics of Symmetric Regular Distributions). *Given $n \geq 1$ many i.i.d. regular values $v_i \sim F$ for $i \in [n]$, every order statistic $v_{(k:n)} \sim F_{(k:n)}$ for $k \in [n]$ also is regular.*

At a high level, our argument for Theorem 1 relies on the following two-step argument: first, we prove the theorem statement for triangular distributions (i.e., a subclass of distributions with closed-form formulation) in Lemma 3.5. For the triangular distributions, we can explicitly characterize the virtual value of its order statistic in closed form. Thus, applying an induction argument enables us to prove Lemma 3.5. In the second step, we present a reduction argument from general distributions to triangular distributions.

Lemma 3.5. *Given $a \geq 0$, $b \geq 0$, and $n \geq 1$ many i.i.d. regular values $v_i \sim T$ with cumulative density function $T(v) = \frac{v-b}{v-b+a}$ and support $\text{supp}(T) = [b, \infty)$, every order statistics $v_{(k:n)} \sim T_{(k:n)}$ for $k \in [n]$ also is regular.*

Proof. We prove the lemma statement with a two-step argument. In the first step, we prove the statement for the special case of $a \geq 0$, $b = 0$. In the second step, we show how the statement for general (a, b) can be reduced to the special case argued in step 1. In the remainder of the analysis, with slight abuse of notations, we shorthand $T_{(k)}$ for $T_{(k:n)}$.

First, we prove the lemma statement for distribution $T(v) = \frac{v}{v+a}$ with support $\text{supp}(T) = [1, \infty)$. Let $\varphi_{(k)}$ be the virtual value function of distribution $T_{(k)}$. It suffices to show that $\varphi_{(k)}(v)$ is weakly increasing, or equivalently, its derivative $\varphi'_{(k)}(v)$ is non-negative. Note that

$$\varphi'_{(k)}(v) = 1 - \frac{\left(T'_{(k)}(v)\right)^2 - (1 - T_{(k)}(v)) T''_{(k)}(v)}{\left(T'_{(k)}(v)\right)^2}$$

After rearranging, it suffices to show

$$2 \left(T'_{(k)}(v)\right)^2 + (1 - T_{(k)}(v)) T''_{(k)}(v) \geq 0$$

Invoking the fact that $T''_{(k)}(v) = T'_{(k)}(v) \left(\frac{n-k}{v} - \frac{n+1}{v+a}\right)$ (which holds due to the specific form of $T(v) = \frac{v}{v+a}$), the above inequality becomes

$$2T'_{(k)}(v) \geq \left(\frac{n+1}{v+a} - \frac{n-k}{v}\right) (1 - T_{(k)}(v))$$

which is satisfied trivially when $v \leq \frac{n-k}{k+1}a$.

To verify the inequality for $v > \frac{n-k}{k+1}a$, we define auxiliary function $L(v) \triangleq 2T'_{(k)}(v) \left(\frac{n+1}{v+a} - \frac{n-k}{v}\right)^{-1} - 1 + T_{(k)}(v)$. Since $\lim_{v \rightarrow \infty} L(v) = 0$, it suffices to show that $L'(v) \leq 0$ for all $v > \frac{n-k}{k+1}a$. Note that

$$L'(v) = \frac{2 \left(\frac{n+1}{(v+a)^2} - \frac{n-k}{v^2}\right)}{\left(\frac{n+1}{v+a} - \frac{n-k}{v}\right)^2} T'_{(k)}(v) + \frac{2}{\frac{n+1}{v+a} - \frac{n-k}{v}} T''_{(k)}(v) + T'_{(k)}(v) = \frac{2 \left(\frac{n+1}{(v+a)^2} - \frac{n-k}{v^2}\right)}{\left(\frac{n+1}{v+a} - \frac{n-k}{v}\right)^2} T'_{(k)}(v) - T'_{(k)}(v)$$

where the first equality holds by algebra and the second equality holds since $T''_{(k)}(v) = T'_{(k)}(v) \left(\frac{n-k}{v} - \frac{n+1}{v+a}\right)$. It is now sufficient to verify that for every $v > \frac{n-k}{k+1}a$,

$$2 \left(\frac{n+1}{(v+a)^2} - \frac{n-k}{v^2}\right) \leq \left(\frac{n+1}{v+a} - \frac{n-k}{v}\right)^2$$

After rearranging, it becomes

$$-(k-1)(k+1)v^2 + 2(k-1)(n-k)av - (n-k)(n-k+2)a^2 \leq 0$$

where the left hand side is a quadratic function with the maximum value equal to $\frac{-2(n-k)(n+1)a^2}{k+1} \leq 0$ attained at $v = \frac{n-k}{k+1}a$. This finished the proof of the lemma statement for the special case of $a \geq 0, b = 0$.

Now consider arbitrary $a \geq 0, b \geq 0$ and distribution $T(v) = \frac{v-b}{v-b+a}$ with support $\text{supp}(T) = [b, \infty)$. It suffices to verify that for every $v \in [b, \infty)$ and $v^\dagger \in [v, \infty)$,

$$v - \frac{1 - T_{(k)}(v)}{T'_{(k)}(v)} \leq v^\dagger - \frac{1 - T_{(k)}(v^\dagger)}{T'_{(k)}(v^\dagger)}$$

Let $\widehat{T}_{(k)}$ be the distribution of k -th order statistic induced by distribution $\widehat{T}(v) = \frac{v}{v+a}$. The above inequality can be rewritten as

$$v - b - \frac{1 - \widehat{T}_{(k)}(v - b)}{\widehat{T}'_{(k)}(v - b)} \leq v^\dagger - b - \frac{1 - \widehat{T}_{(k)}(v^\dagger - b)}{\widehat{T}'_{(k)}(v^\dagger - b)}$$

whose left-hand side and right-hand side are the virtual value of distribution $\widehat{T}_{(k)}$ at values $v - b$ and $v^\dagger - b$, respectively. As we shown previously, the virtual value of distribution $\widehat{T}_{(k)}$ is weakly increasing and thus the proof of the lemma statement has been completed as desired. \square

We also need the following two facts for our analysis.

Fact 3.6 (Equivalent Condition for Concavity [JLQ⁺19b]). *Suppose $R(q)$ is a left- and right-differentiable function on $[a, b]$, then $R(q)$ is concave on $[a, b]$ if and only if*

$$\forall q \in (a, b), q^\dagger \in [q, b) : \quad R(q^\dagger) \leq R(q) + \partial_+ R(q) \cdot (q^\dagger - q)$$

where $\partial_+ R(q)$ is the right derivative of function R at q .

Fact 3.7 ([JLQ⁺19b]). *If distribution T first-order stochastically dominates distribution F , then the corresponding k -th order statistic distributions $T_{(k:n)}$ first-order stochastically dominates distribution $F_{(k:n)}$ for every $n \in \mathbb{N}$ and $k \in [n]$.*

Putting all the pieces together, we are ready to prove Theorem 1.

Proof of Theorem 1. Fix an arbitrary $n \geq 1$ and $k \in [n]$. By Lemma 2.5, it suffices to verify the concavity of revenue curve $R_{(k:n)}$ induced by order statistic distribution $F_{(k:n)}$. With slight abuse of notation, in the remainder of the analysis, we shorthand $R_{(k:n)}$ and $F_{(k:n)}$ as $R_{(k)}$ and $F_{(k)}$, respectively.

Invoking Fact 3.6, it suffices to verify that for every pair of quantiles $q \in (0, 1)$ and $q^\dagger \in [q, 1)$,

$$R_{(k)}(q^\dagger) \leq R_{(k)}(q) + \partial_+ R_{(k)}(q) \cdot (q^\dagger - q) \tag{2}$$

where $\partial_+ R_{(k)}(q)$ is the right derivative of $R_{(k)}$ at quantile q . Let $v \triangleq \frac{R_{(k)}(q)}{q}$, and $q^\dagger \triangleq 1 - F(v)$. Define (a, b) as

$$a \triangleq R(q^\dagger) - \partial_+ R(q^\dagger) \cdot q^\dagger, \quad \text{and} \quad b \triangleq R(q^\dagger) + \partial_+ R(q^\dagger) \cdot (1 - q^\dagger)$$

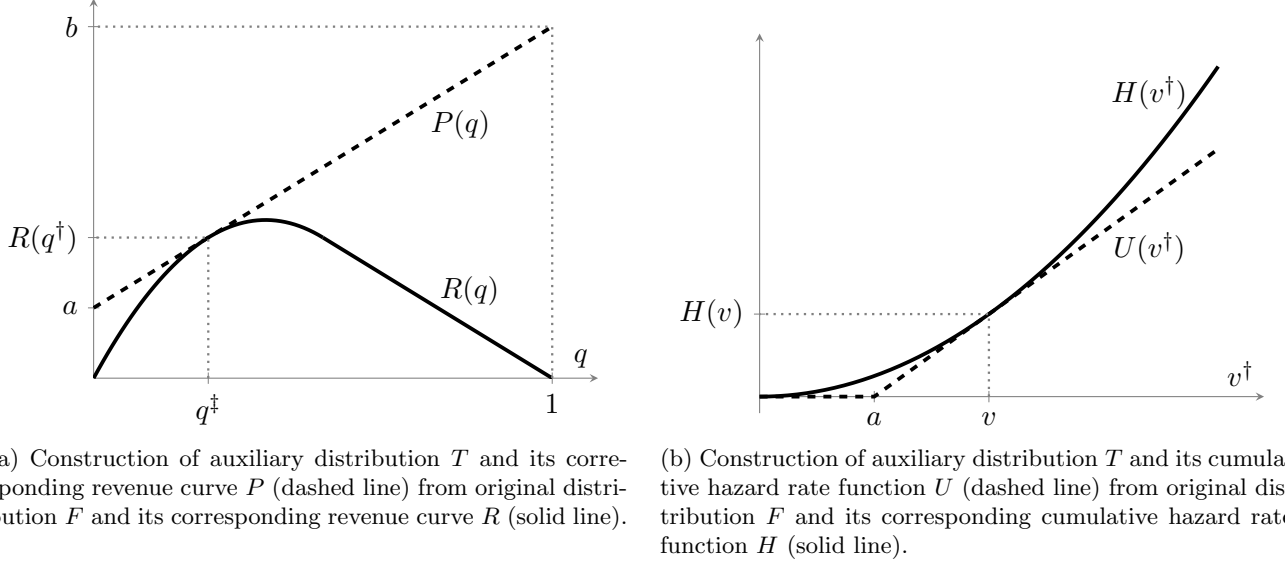


Figure 4: Graphical illustration of the analysis for Theorem 1 and Theorem 2.

Since distribution F is regular, revenue curve R is concave (Lemma 2.5). Invoking Fact 3.6, we have $a \geq 0$ and $b \geq 0$. Now consider an auxiliary distribution T defined as $T(v) = \frac{v-b}{v-b+a}$. By construction, auxiliary distribution (i) is regular, (ii) first-order stochastically dominates distribution F , and (iii) its induced revenue curve P satisfies $\partial_+ R(q^\dagger) = \partial_+ P(q^\dagger)$ and $R(q^\dagger) = P(q^\dagger)$. See Figure 4a for a graphical illustration.

With auxiliary distribution T , order statistic distribution $T_{(k)}$, and induced revenue curve $P_{(k)}$, we are ready to verify condition (2):

$$R_{(k)}(q) + \partial_+ R_{(k)}(q) (q^\dagger - q) \stackrel{(a)}{=} P_{(k)}(q) + \partial_+ P_{(k)}(q) (q^\dagger - q) \stackrel{(b)}{\geq} P_{(k)}(q^\dagger) \stackrel{(c)}{\geq} R_{(k)}(q^\dagger)$$

where equality (a) holds since $R(q^\dagger) = P(q^\dagger)$, $\partial_+ R(q^\dagger) = \partial_+ P(q^\dagger)$ by construction; inequality (b) holds since auxiliary order statistic distribution $T_{(k)}$ is regular (Lemma 3.5) and Lemma 2.5; and inequality (c) holds due to Fact 3.7 and the construction so that auxiliary distribution T first-order stochastically dominates distribution F . This finishes the proof of Theorem 1. \square

Symmetric MHR Distributions. We next consider MHR distributions.

Theorem 2 (Order Statistics of Symmetric MHR Distributions). *Given $n \geq 1$ many i.i.d. MHR values $v_i \sim F$ for $i \in [n]$, every order statistic $v_{(k:n)} \sim F_{(k:n)}$ for $k \in [n]$ also is MHR.*

The proof of Theorem 2 follows a similar strategy as the one for Theorem 1. At a high level, our argument relies on the following two-step argument: first, we prove the theorem statement for exponential distributions in Lemma 3.8. For the exponential distributions, we can explicitly characterize the hazard rate of its order statistic in closed form. Thus, applying an induction argument enables us to prove Lemma 3.8. In the second step, we present a reduction argument from general distributions to exponential distributions.

Lemma 3.8. *Given $\lambda \geq 0$, $a \geq 0$, and $n \geq 1$ many i.i.d. MHR values $v_i \sim T$ with cumulative density function $T(v) = 1 - e^{-\lambda(v-a)}$ and support $\text{supp}(T) = [a, \infty)$, every order statistics $v_{(k:n)} \sim T_{(k:n)}$ for $k \in [n]$ also is MHR.*

Proof. We prove the lemma statement with a two-step argument. In the first step, we prove the statement for the special case of $\lambda \geq 0$, $a = 0$. In the second step, we show how the statement for general (λ, a) can be reduced to the special case argued in step 1. In the remainder of the analysis, with slight abuse of notations, we shorthand $T_{(k)}$ for $T_{(k:n)}$.

First, we prove the lemma statement for distribution $T(v) = 1 - e^{-\lambda v}$ with support $\text{supp}(T) = [0, \infty)$. Let $h_{(k)}$ be the virtual value function of distribution $T_{(k)}$. It suffices to show that $h_{(k)}(v)$ is weakly increasing, or equivalently, its derivative $h'_{(k)}(v)$ is non-negative. Note that

$$h'_{(k)}(v) = \frac{\left(T'_{(k)}(v)\right)^2 + (1 - T_{(k)}(v)) T''_{(k)}(v)}{(1 - T_{(k)}(v))^2}$$

After rearranging, it suffices to show

$$\left(T'_{(k)}(v)\right)^2 + (1 - T_{(k)}(v)) T''_{(k)}(v) \geq 0$$

Invoking the fact that $T''_{(k)}(v) = \lambda T'_{(k)}(v) \frac{ne^{-\lambda v} - k}{1 - e^{-\lambda v}}$ (which holds due to the specific form of $T(v) = 1 - e^{-\lambda v}$), the above inequality becomes

$$T'_{(k)}(v) \geq \lambda \frac{k - ne^{-\lambda v}}{1 - e^{-\lambda v}} (1 - T_{(k)}(v))$$

which is satisfied trivially when $v \leq \frac{1}{\lambda} \ln\left(\frac{n}{k}\right)$.

To verify the inequality for $v > \frac{1}{\lambda} \ln\left(\frac{n}{k}\right)$, we define auxiliary function $L(v) \triangleq \frac{1}{\lambda} T'_{(k)}(v) \frac{1 - e^{-\lambda v}}{k - ne^{-\lambda v}} - 1 + T_{(k)}(v)$. Since $\lim_{v \rightarrow \infty} L(v) = 0$, it suffices to show that $L'(v) \leq 0$ for all $v > \frac{1}{\lambda} \ln\left(\frac{n}{k}\right)$. Note that

$$\begin{aligned} L'(v) &= \frac{1}{\lambda} \frac{1 - e^{-\lambda v}}{k - ne^{-\lambda v}} T''_{(k)}(v) + \frac{e^{-\lambda v} (k - ne^{-\lambda v}) - (1 - e^{-\lambda v}) ne^{-\lambda v}}{(k - ne^{-\lambda v})^2} T'_{(k)}(v) + T'(v) \\ &= \frac{e^{-\lambda v} (k - ne^{-\lambda v}) - (1 - e^{-\lambda v}) ne^{-\lambda v}}{(k - ne^{-\lambda v})^2} T'_{(k)}(v) = -\frac{(n - k)e^{-\lambda v}}{(k - ne^{-\lambda v})^2} T'_{(k)}(v) \leq 0 \end{aligned}$$

where the first, third equalities holds by algebra and the second equality holds since $T''_{(k)}(v) = \lambda T'_{(k)}(v) \frac{ne^{-\lambda v} - k}{1 - e^{-\lambda v}}$. This finished the proof of the lemma statement for the special case of $\lambda \geq 0$, $a = 0$.

Now consider arbitrary $\lambda \geq 0$, $a \geq 0$ and distribution $T(v) = 1 - e^{-\lambda(v-a)}$ with support $\text{supp}(T) = [a, \infty)$. It suffices to verify that for every $v \in [b, \infty)$ and $v^\dagger \in [v, \infty)$,

$$\frac{T'_{(k)}(v)}{1 - T_{(k)}(v)} \leq \frac{T'_{(k)}(v^\dagger)}{1 - T_{(k)}(v^\dagger)}$$

Let $\widehat{T}_{(k)}$ be the distribution of k -th order statistic induced by distribution $\widehat{T}(v) = 1 - e^{-\lambda v}$. The above inequality can be rewritten as

$$\frac{\widehat{T}'_{(k)}(v - a)}{1 - \widehat{T}_{(k)}(v - a)} \leq \frac{\widehat{T}'_{(k)}(v^\dagger - a)}{1 - \widehat{T}_{(k)}(v^\dagger - a)}$$

whose left-hand side and right-hand side are the hazard rate of distribution $\widehat{T}_{(k)}$ at values $v - a$ and $v^\dagger - a$, respectively. As we shown previously, the hazard rate of distribution $\widehat{T}_{(k)}$ is weakly increasing and thus the proof of the lemma statement has been completed as desired. \square

Proof of Theorem 2. Fix an arbitrary $n \geq 1$ and $k \in [n]$. By Lemma 2.5, it suffices to verify the convexity of the cumulative hazard rate function $H_{(k:n)}(v) \triangleq -\ln(1 - F_{(k:n)}(v))$ induced by order statistic distribution $F_{(k:n)}$. With slight abuse of notation, in the remainder of the analysis, we shorthand $H_{(k:n)}$ and $F_{(k:n)}$ as $H_{(k)}$ and $F_{(k)}$, respectively.

Invoking Fact 3.6, it suffices to verify that for every pair of values $v \in \text{supp}(F_{(k)})$ and $v^\dagger \in [v, \infty)$,

$$H_{(k)}(v^\dagger) \geq H_{(k)}(v) + \partial_+ H_{(k)}(v) \cdot (v^\dagger - v) \quad (3)$$

where $\partial_+ H_{(k)}(v)$ is the right derivative of $H_{(k)}$ at value v . Define (λ, a) as

$$\lambda \triangleq \partial_+ H(v), \quad \text{and} \quad a \triangleq \frac{\partial_+ H(v) \cdot v - H(v)}{\partial_+ H(v)}$$

Since distribution F is MHR, cumulative hazard rate curve H is convex (Lemma 2.5). Invoking Fact 3.6, we have $\lambda \geq 0$ and $a \geq 0$. Now consider an auxiliary distribution T defined as $T(v) = 1 - e^{-\lambda(v-a)}$. By construction, auxiliary distribution T (i) is MHR, (ii) first-order stochastically dominates distribution F , and (iii) its induced cumulative hazard rate curve U satisfies $\partial_+ H(v) = \partial_+ U(v)$ and $H(v) = U(v)$. See Figure 4b for a graphical illustration.

With auxiliary distribution T , order statistic distribution $T_{(k)}$, and induced cumulative hazard rate curve $U_{(k)}$, we are ready to verify condition (3):

$$H_{(k)}(v) + \partial_+ H_{(k)}(v) (v^\dagger - v) \stackrel{(a)}{=} U_{(k)}(v) + \partial_+ U_{(k)}(v) (v^\dagger - v) \stackrel{(b)}{\leq} U_{(k)}(v^\dagger) \stackrel{(c)}{\leq} H_{(k)}(v^\dagger)$$

where equality (a) holds since $\partial_+ H(v) = \partial_+ U(v)$, $H(v) = U(v)$ by construction; inequality (b) holds since auxiliary order statistic distribution $T_{(k)}$ is MHR (Lemma 3.8) and Lemma 2.5; and inequality (c) holds due to Fact 3.7 and the construction so that auxiliary distribution T first-order stochastically dominates distribution F . This finishes the proof of Theorem 2. \square

3.4 Order Statistics of Asymmetric Quasi-Regular/-MHR Distributions

In this subsection, we characterize the order statistic distributions generated from asymmetric quasi-regular or quasi-MHR distributions.

Asymmetric Quasi-Regular distributions We first consider quasi-regular distributions.

Theorem 3 (Order Statistics of Asymmetric Quasi-Regular Distributions). *Given $n \geq 1$ many independent (but possibly asymmetric) quasi-regular values $v_i \sim F_i$ for $i \in [n]$, every order statistic $v_{(k:n)} \sim F_{(k:n)}$ for $k \in [n]$ also is quasi-regular.*

Proof. We prove the theorem statement by an induction argument over $n \in \mathbb{N}$. In the base case where $n = 1$, the theorem statement hold trivially. Now consider an arbitrary $n \geq 2$, and $k \in [n]$. By Proposition 3.1, it suffices to verify Condition 3 in the proposition statement, i.e., for every value $v \in \text{supp}(F_{(k:n)})$,

$$\forall v^\dagger \in [0, v) : \quad F_{(k:n)}(v^\dagger) \leq \frac{v^\dagger}{v^\dagger + \frac{1 - F_{(k:n)}(v)}{F_{(k:n)}(v)} v} \quad (4)$$

We prove inequality (4) for $k = 1$ and $k \geq 2$ separately.

Case (a): $k = 1$. Recall the fact that

$$F_{(1:n)}(v) = F_{(1:n-1)}(v) \cdot F_n(v)$$

Invoking the induction hypothesis for $n - 1$ and the assumption in the theorem statement, we know that both distributions $F_{(1:n-1)}$ and F_n are quasi-regular. In the remainder of the analysis of Case (a), with slight abuse of notation, we shorthand $F_{(k:n)}$, F_n , $F_{(k:n)}^\dagger$, F_n^\dagger for $F_{(k:n)}(v)$, $F_n(v)$, $F_{(k:n)}(v^\dagger)$, $F_n(v^\dagger)$, respectively. Invoking Condition 3 of Proposition 3.1, we obtain

$$F_{(1:n-1)}^\dagger \leq \frac{v^\dagger}{v^\dagger + \frac{1-F_{(1:n-1)}}{F_{(1:n-1)}}v}, \quad F_n^\dagger \leq \frac{v^\dagger}{v^\dagger + \frac{1-F_n}{F_n}v}$$

and thus

$$F_{(1:n)}^\dagger \leq \frac{v^\dagger}{v^\dagger + \frac{1-F_{(1:n-1)}}{F_{(1:n-1)}}v} \frac{v^\dagger}{v^\dagger + \frac{1-F_n}{F_n}v}$$

To prove inequality (4), it suffices to verify that for every $v \in \text{supp}(F_{(1:n)})$ and every $v^\dagger \in [0, v)$:

$$\frac{v^\dagger}{v^\dagger + \frac{1-F_{(1:n-1)}}{F_{(1:n-1)}}v} \frac{v^\dagger}{v^\dagger + \frac{1-F_n}{F_n}v} \leq \frac{v^\dagger}{v^\dagger + \frac{1-F_{(1:n)}}{F_{(1:n)}}v}$$

After rearranging, it is equivalent to

$$v^\dagger (F_n F_{(1:n-1)} - F_n F_{(1:n)} - F_{(1:n-1)} F_{(1:n)} + F_n F_{(1:n-1)} F_{(1:n)}) \leq v (1 - F_{(1:n-1)}) (1 - F_n) F_{(1:n)}$$

Invoking the fact that $F_n(v)F_{(1:n-1)}(v) = F_{(1:n)}(v)$, we obtain

$$v^\dagger (1 - F_{(1:n-1)}) (1 - F_n) \leq v (1 - F_{(1:n-1)}) (1 - F_n)$$

which is satisfied since $v^\dagger \leq v$.

Case (b): $k \geq 2$. The analysis is similar to the previous case. Recall the fact that

$$F_{(k:n)}(v) = F_{(k:n-1)}(v) \cdot F_n(v) + F_{(k-1:n-1)}(v)(1 - F_n(v))$$

Invoking the induction hypothesis for $n - 1$ and the assumption in the theorem statement, we know that distributions $F_{(k:n-1)}$, $F_{(k-1:n-1)}$, and F_n are all quasi-regular. In the remainder of the analysis of Case (b), with slight abuse of notation, we shorthand $F_{(k:n)}$, F_n , $F_{(k:n)}^\dagger$, F_n^\dagger for $F_{(k:n)}(v)$, $F_n(v)$, $F_{(k:n)}(v^\dagger)$, $F_n(v^\dagger)$, respectively. Invoking Condition 3 of Proposition 3.1, we obtain

$$F_{(k-1:n-1)}^\dagger \leq \frac{v^\dagger}{v^\dagger + \frac{1-F_{(k-1:n-1)}}{F_{(k-1:n-1)}}v}, \quad F_{(k:n-1)}^\dagger \leq \frac{v^\dagger}{v^\dagger + \frac{1-F_{(k:n-1)}}{F_{(k:n-1)}}v}, \quad F_n^\dagger \leq \frac{v^\dagger}{v^\dagger + \frac{1-F_n}{F_n}v}$$

Combining with the fact that $F_{(k:n-1)}(v) \geq F_{(k-1:n-1)}(v)$, we obtain

$$F_{(1:n)}^\dagger \leq \frac{v^\dagger}{v^\dagger + \frac{1-F_{(k:n-1)}}{F_{(k:n-1)}}v} \frac{v^\dagger}{v^\dagger + \frac{1-F_n}{F_n}v} + \frac{v^\dagger}{v^\dagger + \frac{1-F_{(k-1:n-1)}}{F_{(k-1:n-1)}}v} \frac{\frac{1-F_n}{F_n}v}{v^\dagger + \frac{1-F_n}{F_n}v}$$

To prove inequality (4), it suffices to verify that for every $v \in \text{supp}(F_{(1:n)})$ and every $v^\dagger \in [0, v]$:

$$\frac{v^\dagger}{v^\dagger + \frac{1-F_{(k:n-1)}}{F_{(k:n-1)}}v} \frac{v^\dagger}{v^\dagger + \frac{1-F_n}{F_n}v} + \frac{v^\dagger}{v^\dagger + \frac{1-F_{(k-1:n-1)}}{F_{(k-1:n-1)}}v} \frac{\frac{1-F_n}{F_n}v}{v^\dagger + \frac{1-F_n}{F_n}v} \leq \frac{v^\dagger}{v^\dagger + \frac{1-F_{(k:n)}}{F_{(k:n)}}v}$$

After rearranging, it is equivalent to

$$\begin{aligned} & (v^\dagger)^2 \left(\frac{1-F_{(k:n)}}{F_{(k:n)}} - \frac{1-F_{(k:n-1)}}{F_{(k:n-1)}} \right) + v^2 \frac{1-F_{(k:n-1)}}{F_{(k:n-1)}} \frac{1-F_n}{F_n} \left(\frac{1-F_{(k:n)}}{F_{(k:n)}} - \frac{1-F_{(k-1:n-1)}}{F_{(k-1:n-1)}} \right) \\ & + vv^\dagger \left(\frac{1-F_{(k-1:n-1)}}{F_{(k-1:n-1)}} \left(\frac{1-F_{(k:n)}}{F_{(k:n)}} - \frac{1-F_{(k:n-1)}}{F_{(k:n-1)}} - \frac{1-F_n}{F_n} \right) + \frac{1-F_{(k:n)}}{F_{(k:n)}} \frac{1-F_n}{F_n} \right) \leq 0 \end{aligned}$$

whose left-hand side is a quadratic function of v^\dagger . Invoking the fact that $F_{(k:n-1)}(v) \geq F_{(k:n)}(v)$, it suffices to verify the inequality at $v^\dagger = 0$ and $v^\dagger = v$. Specifically, for $v^\dagger = 0$, the above inequality becomes

$$v^2 \frac{1-F_{(k:n-1)}}{F_{(k:n-1)}} \frac{1-F_n}{F_n} \left(\frac{1-F_{(k:n)}}{F_{(k:n)}} - \frac{1-F_{(k-1:n-1)}}{F_{(k-1:n-1)}} \right) \leq 0$$

which is satisfied due to the fact that $F_{(k:n)}(v) \geq F_{(k-1:n-1)}(v)$. On the other hand, for $v^\dagger = v$, after rearranging, the above inequality becomes

$$F_n F_{(k:n-1)} + (1-F_n)F_{(k-1:n-1)} - F_{(k:n)} \leq 0$$

whose left-hand side is equal to zero for all values $v \in \text{supp}(F_{(k:n)})$.

Putting all the pieces together, we finish the inductive step for given n , and thus Theorem 3 is proven by induction as desired. \square

Asymmetric Quasi-MHR distributions We next consider quasi-MHR distributions.

Theorem 4 (Order Statistics of Asymmetric Quasi-MHR Distributions). *Given $n \geq 1$ many independent (but possibly asymmetric) quasi-MHR values $v_i \sim F_i$ for $i \in [n]$, every order statistic $v_{(k:n)} \sim F_{(k:n)}$ for $k \in [n]$ also is quasi-MHR.*

Proof. We prove the theorem statement by an induction argument over $n \in \mathbb{N}$. In the base case where $n = 1$, the theorem statement hold trivially. Now consider an arbitrary $n \geq 2$, and $k \in [n]$. By Proposition 3.2, it suffices to verify Condition 3 in the proposition statement, i.e., for every value $v \in \text{supp}(F_{(k:n)})$,

$$\forall v^\dagger \in [0, v] : \quad F_{(k:n)}(v^\dagger) \leq 1 - (1 - F(v))^{\frac{v^\dagger}{v}} \quad (5)$$

We prove inequality (5) for $k = 1$ and $k \geq 2$ separately.

Case (a): $k = 1$. Recall the fact that

$$F_{(1:n)}(v) = F_{(1:n-1)}(v) \cdot F_n(v)$$

Invoking the induction hypothesis for $n - 1$ and the assumption in the theorem statement, we know that both distributions $F_{(1:n-1)}$ and F_n are quasi-MHR. In the remainder of the analysis of

Case (a), with slight abuse of notation, we shorthand $F_{(k:n)}$, F_n , $F_{(k:n)}^\dagger$, F_n^\dagger for $F_{(k:n)}(v)$, $F_n(v)$, $F_{(k:n)}(v^\dagger)$, $F_n(v^\dagger)$, respectively. Invoking Condition 3 of Proposition 3.2, we obtain

$$F_{(1:n-1)}^\dagger \leq 1 - (1 - F_{(1:n-1)})^{\frac{v^\dagger}{v}}, \quad F_n^\dagger \leq 1 - (1 - F_n)^{\frac{v^\dagger}{v}}$$

and thus

$$\begin{aligned} F_{(1:n)}^\dagger &\leq \left(1 - (1 - F_{(1:n-1)})^{\frac{v^\dagger}{v}}\right) \left(1 - (1 - F_n)^{\frac{v^\dagger}{v}}\right) \\ &= 1 - (1 - F_{(1:n-1)})^{\frac{v^\dagger}{v}} - (1 - F_n)^{\frac{v^\dagger}{v}} + ((1 - F_{(1:n-1)})(1 - F_n))^{\frac{v^\dagger}{v}} \end{aligned}$$

To prove inequality (5), it suffices to verify that for every $v \in \text{supp}(F_{(1:n)})$ and every $v^\dagger \in [0, v)$:

$$1 - (1 - F_{(1:n-1)})^{\frac{v^\dagger}{v}} - (1 - F_n)^{\frac{v^\dagger}{v}} + ((1 - F_{(1:n-1)})(1 - F_n))^{\frac{v^\dagger}{v}} \leq 1 - (1 - F_{(1:n)})^{\frac{v^\dagger}{v}}$$

Invoking the fact that $F_n(v)F_{(1:n-1)}(v) = F_{(1:n)}(v)$ and rearranging, we obtain

$$((1 - F_{(1:n-1)})(1 - F_n))^{\frac{v^\dagger}{v}} + (1 - F_{(1:n-1)})F_n^{\frac{v^\dagger}{v}} \leq (1 - F_{(1:n)})^{\frac{v^\dagger}{v}} + (1 - F_n)^{\frac{v^\dagger}{v}}$$

which is satisfied since inequality $(AB)^\gamma + (A+B-AB)^\gamma - A^\gamma + B^\gamma \leq 0$ holds for all $A, B, \gamma \in [0, 1]$ and we let $A = 1 - F_{(1:n-1)}$, $B = 1 - F_n$, $\gamma = \frac{v^\dagger}{v}$.

Case (b): $k \geq 2$. The analysis is similar to the previous case. Recall the fact that

$$F_{(k:n)}(v) = F_{(k:n-1)}(v) \cdot F_n(v) + F_{(k-1:n-1)}(v)(1 - F_n(v))$$

Invoking the induction hypothesis for $n-1$ and the assumption in the theorem statement, we know that distributions $F_{(k:n-1)}$, $F_{(k-1:n-1)}$, and F_n are all quasi-MHR. In the remainder of the analysis of Case (b), with slight abuse of notation, we shorthand $F_{(k:n)}$, F_n , $F_{(k:n)}^\dagger$, F_n^\dagger for $F_{(k:n)}(v)$, $F_n(v)$, $F_{(k:n)}(v^\dagger)$, $F_n(v^\dagger)$, respectively. Invoking Condition 3 of Proposition 3.2, we obtain

$$F_{(k-1:n-1)}^\dagger \leq 1 - (1 - F_{(k-1:n-1)})^{\frac{v^\dagger}{v}}, \quad F_{(k:n-1)}^\dagger \leq 1 - (1 - F_{(k:n-1)})^{\frac{v^\dagger}{v}}, \quad F_n^\dagger \leq 1 - (1 - F_n)^{\frac{v^\dagger}{v}}$$

Combining with the fact that $F_{(k:n-1)}(v) \geq F_{(k-1:n-1)}(v)$, we obtain

$$F_{(1:n)}^\dagger \leq \left(1 - (1 - F_{(k:n-1)})^{\frac{v^\dagger}{v}}\right) \left(1 - (1 - F_n)^{\frac{v^\dagger}{v}}\right) + \left(1 - (1 - F_{(k-1:n-1)})^{\frac{v^\dagger}{v}}\right) (1 - F_n)^{\frac{v^\dagger}{v}}$$

To prove inequality (5), it suffices to verify that for every $v \in \text{supp}(F_{(1:n)})$ and every $v^\dagger \in [0, v)$:

$$\left(1 - (1 - F_{(k:n-1)})^{\frac{v^\dagger}{v}}\right) \left(1 - (1 - F_n)^{\frac{v^\dagger}{v}}\right) + \left(1 - (1 - F_{(k-1:n-1)})^{\frac{v^\dagger}{v}}\right) (1 - F_n)^{\frac{v^\dagger}{v}} \leq 1 - (1 - F_{(k:n)})^{\frac{v^\dagger}{v}}$$

Invoking the fact that $F_{(k:n)}(v) = F_{(k:n-1)}(v) \cdot F_n(v) + F_{(k-1:n-1)}(v)(1 - F_n(v))$ and rearranging, we obtain

$$\begin{aligned} &((1 - F_{(k:n-1)})(1 - F_n))^{\frac{v^\dagger}{v}} + (1 - F_{(k:n-1)})F_n^{\frac{v^\dagger}{v}} - F_{(k-1:n-1)} + F_{(k-1:n-1)}F_n^{\frac{v^\dagger}{v}} \\ &\quad - (1 - F_{(k:n-1)})^{\frac{v^\dagger}{v}} - ((1 - F_{(k-1:n-1)})(1 - F_n))^{\frac{v^\dagger}{v}} \leq 0 \end{aligned}$$

Note the left-hand side is decreasing in $F_{(k-1:n-1)}$, it suffices to verify the inequality at $F_{(k-1:n-1)} = 0$, i.e.,

$$\left((1 - F_{(k:n-1)}) (1 - F_n)\right)^{\frac{v^\dagger}{v}} + (1 - F_{(k:n-1)}F_n)^{\frac{v^\dagger}{v}} \leq (1 - F_{(k:n-1)})^{\frac{v^\dagger}{v}} + (1 - F_n)^{\frac{v^\dagger}{v}}$$

which is satisfied since inequality $(AB)^\gamma + (A+B-AB)^\gamma - A^\gamma + B^\gamma \leq 0$ holds for all $A, B, \gamma \in [0, 1]$ and we let $A = 1 - F_{(k:n-1)}$, $B = 1 - F_n$, $\gamma = \frac{v^\dagger}{v}$.

Putting all the pieces together, we finish the inductive step for given n , and thus Theorem 4 is proven by induction as desired. \square

4 Revenue Approximation by Bayesian Simple Mechanisms

	asymmetric buyers	symmetric buyers
\mathbb{F}_{reg}	$\text{TB}^* \approx 0.3817$ [AHN+19, JLTX20, JLQ+19b]	$\text{TB} = 1 - 1/e \approx 0.6321$ [CHMS10, DFK16]
$\mathbb{F}_{\text{Q-reg}}$	[Theorems 5 and 6]	$\text{TB}^* = \frac{1}{2}$ [CHMS10, DFK16, Har16]
\mathbb{F}_{gen}	no revenue guarantee	

* For asymmetric quasi-regular buyers, Conjecture 1 asserts that $\mathcal{C}_{\text{BOM}}^{\text{BOUP}} = \mathcal{C}_{\text{BOSP}}^{\text{BOUP}} \approx 0.3817$; regardless of this conjecture, $\mathcal{C}_{\text{BOM}}^{\text{BOUP}} \in [0.2770, 0.3817]$ (Theorem 6).

* We can easily check that the $\frac{1}{2}$ -approximation instances in [CHMS10, DFK16, Har16] satisfies the quasi-regularity condition.

Table 6: Bayesian Optimal Mechanism (resp. Bayesian Optimal Sequential Pricing) vs. Bayesian Optimal Uniform Pricing, assuming the correctness of Conjecture 1. We mark our results in **bold**.

	asymmetric buyers	symmetric buyers
\mathbb{F}_{reg}	$\text{TB}^* \in [0.3817, 0.4630]$	$\text{TB} = 1$ [Mye81]
$\mathbb{F}_{\text{Q-reg}}$	[HR09a, JLTX20, JLQ+19b] [Theorem 7]	$\text{TB}^* \approx 0.6822$ [Example 4.2]
\mathbb{F}_{gen}	no revenue guarantee	$\text{TB} = \frac{1}{2}$ [CHMS10, DFK16, Har16]

* For asymmetric quasi-regular vs. regular buyers, Conjecture 2 asserts that both revenue gaps are the same; regardless of this conjecture, they are $\mathcal{C}_{\text{BOM}}^{\text{SPA}_{\text{BOUR}}} \in [0.2770, 0.4630]$ (Theorem 7) vs. $\mathcal{C}_{\text{BOM}}^{\text{SPA}_{\text{BOUR}}} \in [0.3817, 0.4630]$ [JLTX20, JLQ+19b], respectively.

* For i.i.d. quasi-regular, Conjecture 2 asserts that the tight revenue gap $\mathcal{C}_{\text{BOM}}^{\text{SPA}_{\text{BOUR}}} \approx 0.6822$ is the unique positive solution to the equation $\frac{x}{1-x} + \ln(1-x) = 1$; regardless of this conjecture, this is $\mathcal{C}_{\text{BOM}}^{\text{SPA}_{\text{BOUR}}} \in [\frac{1}{2}, 0.6822]$ by Example 4.2 and implication of [CHMS10, DFK16, Har16].

Table 7: Bayesian Optimal Mechanism vs. Bayesian Optimal Uniform Reserve, assuming the correctness of Conjecture 2. We mark our results in **bold**.

In this section, we revisit the celebrated literature about revenue approximations by Bayesian simple mechanisms. In Section 4.1, we study the revenue approximation of Bayesian Optimal Uniform Pricing and Bayesian Optimal Uniform Reserve for quasi-regular buyers in the single-item setting. In Section 4.2, we study the revenue approximation of Bayesian Monopoly Reserves for quasi-MHR buyers in the downward-closed settings.

4.1 The Single-Item Setting

In this subsection, we establish the revenue approximation (aka., revenue gap) between simple and non-discrimination mechanisms – Bayesian Optimal Uniform Reserve and Bayesian Optimal Uniform Pricing – with more complicated, discriminatory but revenue-(approximately)-optimal Bayesian Optimal Mechanism (Bayesian Optimal Sequential Pricing) in the single-item setting. We impose our focus on quasi-regular distributions for both symmetric and asymmetric buyers. All results in this subsection are summarized in Tables 6 and 7.

Asymmetric Buyers. We first consider asymmetric buyers with independent (but not necessarily identical) quasi-regular distributions. Recall that for asymmetric buyers, Bayesian Optimal Uniform Reserve and Bayesian Optimal Uniform Pricing admit no bounded revenue approximation under general distributions, while constant revenue approximations exist under regular distributions. For quasi-regular distributions, we establish constant revenue approximations (Theorems 5 to 7). Our results suggest that in term of approximation guarantees, the quasi-regularity is closer to regularity when buyers are asymmetric.

To compare Bayesian Optimal Sequential Pricing and Bayesian Optimal Uniform Pricing, Theorem 5 gives a (nontrivial) *approximation-preserving* generalization of [JLTX20, Theorem 1] from regular buyers to quasi-regular buyers.

Theorem 5 (BOSP vs. BOUP). *For asymmetric quasi-regular buyers, Bayesian Optimal Uniform Pricing achieves a tight $\mathcal{C}_{\text{BOSP}}^{\text{BOUP}} \approx 0.3817$ -approximation to Bayesian Optimal Sequential Pricing.*²⁶

$$\mathcal{C}_{\text{BOSP}}^{\text{BOUP}} \triangleq \left(2 + \int_1^{+\infty} (1 - e^{-\mathcal{Q}(x)}) \cdot dx \right)^{-1} \approx 0.3817,$$

$$\mathcal{Q}(x) \triangleq \ln \left(\frac{x^2}{x^2 - 1} \right) - \frac{1}{2} \sum_{k=1}^{\infty} \frac{1}{k^2 \cdot x^{2k}}, \quad \forall x \geq 1.$$

We note that the upper bound of $\mathcal{C}_{\text{BOSP}}^{\text{BOUP}}$ is achieved by asymmetric regular buyers. In fact, our analysis utilizes a reduction (Lemma 4.1) from instances with general quasi-regular distributions to instances with triangular distributions, which are regular.

Lemma 4.1. *Fix any sequential posted pricing mechanism $\text{SP}^{(\sigma, \mathbf{p})}$ that approaches buyers with deterministic price profile \mathbf{p} under order σ , and any uniform pricing mechanism $\text{UP}^{(\tilde{p})}$ with deterministic uniform price \tilde{p} . Given $n \geq 1$ many independent (but possibly asymmetric) buyers with quasi-regular distributions $\mathbf{F} = \{F_i\}_{i \in [n]}$, there exists n buyers with regular (i.e., triangular) distributions $\mathbf{T} = \{T_i\}_{i \in [n]}$ such that*

1. *the expected revenues of sequential posted pricing mechanism $\text{SP}^{(\sigma, \mathbf{p})}$ are the same for two groups of buyers, i.e., $\text{SP}^{(\sigma, \mathbf{p})}(\mathbf{T}) = \text{SP}^{(\sigma, \mathbf{p})}(\mathbf{F})$; and*
2. *the revenue of uniform pricing mechanism $\text{UP}^{(\tilde{p})}$ is smaller for buyers with regular distributions \mathbf{T} , i.e., $\text{UP}^{(\tilde{p})}(\mathbf{T}) \leq \text{UP}^{(\tilde{p})}(\mathbf{F})$.*

Proof. For each buyer $i \in [n]$, construct distribution T_i with support $\text{supp}(T_i) = [0, p_i]$ and cumulative density function $T_i(\cdot)$ as

$$T_i(v) \triangleq \begin{cases} \frac{v}{v + \frac{1 - F_i(p_i)}{F_i(p_i)} p_i} & \text{if } v \in [0, p_i) \\ 1 & \text{if } v = p_i \end{cases}$$

²⁶The upper bound holds even for asymmetric regular buyers.

By construction, distribution T_i is regular and $\Pr_{v \sim F_i}[v \geq p_i] = \Pr_{v \sim T_i}[v \geq p_i]$. Hence, the expected revenue of sequential posted pricing mechanism $\text{SP}^{(\sigma, \mathbf{p})}$ are the same for two groups of buyers.

Next we compare the expected revenue of uniform pricing mechanism $\text{UP}^{(\tilde{p})}$ for two groups of buyers. Since distribution F_i is quasi-regular, invoking condition 3 in Proposition 3.1, we have that for every value $v \in [0, p_i)$:

$$F_i(v) \leq \frac{v}{v + \frac{1-F_i(p_i)}{F_i(p_i)} p_i} = T_i(v)$$

For every value $v \in [p_i, \infty)$, we also have

$$F_i(v) \leq 1 = T_i(v)$$

Thus, F_i is first order stochastic dominates distribution T_i . Consequently, the expected revenue of uniform pricing mechanism $\text{UP}^{(\tilde{p})}$ is weakly smaller for buyers with regular distributions \mathbf{T} . \square

Now we are ready to proof Theorem 5.

Proof of Theorem 5. Fix an arbitrary instance with asymmetric quasi-regular buyers. Recall that any randomized sequential posted pricing mechanism (and its expected revenue) can be viewed as a convex combination of deterministic sequential posted pricing mechanism (and their expected revenue). Hence, it is without loss of generality to assume Bayesian Optimal Sequential Pricing is deterministic. Similarly, it is without loss of generality to assume Bayesian Optimal Uniform Pricing is deterministic. Invoking Lemma 4.1, the approximation guarantee for this group of quasi-regular buyers is lower bounded by the approximation guarantee for a group of regular buyers. Therefore, we conclude the proof by invoking [JLTX20, Theorem 1] for asymmetric regular buyers. \square

We have the following two straightforward implications (Theorems 6 and 7) of Theorem 5.

Theorem 6 (BOM vs. BOUP). *For asymmetric quasi-regular buyers, Bayesian Optimal Uniform Pricing achieves a tight $\mathcal{C}_{\text{BOM}}^{\text{BOUP}} \in [0.2770, 0.3817]$ -approximation to Bayesian Optimal Mechanism.*²⁶

Proof. The state-of-the-art revenue approximation guarantee of Bayesian Optimal Sequential Pricing against Bayesian Optimal Mechanism is $\mathcal{C}_{\text{BOM}}^{\text{BOSP}} \gtrsim 0.7258$ [PT22, BC23]. Thus the lower-bound part follows as $\mathcal{C}_{\text{BOM}}^{\text{BOUP}} \geq \mathcal{C}_{\text{BOM}}^{\text{BOSP}} \cdot \mathcal{C}_{\text{BOM}}^{\text{BOSP}} \gtrsim 0.2770$. The upper-bound part is an implication of Theorem 5, namely $\mathcal{C}_{\text{BOM}}^{\text{BOUP}} \leq \mathcal{C}_{\text{BOM}}^{\text{BOSP}} \approx 0.3817$. \square

Theorem 7 (BOM vs. SPA_{BOUR}). *For asymmetric quasi-regular buyers, Bayesian Optimal Uniform Reserve achieves a tight $\mathcal{C}_{\text{BOM}}^{\text{SPA}_{\text{BOUR}}} \in [0.2770, 0.4630]$ -approximation to Bayesian Optimal Mechanism.*²⁶

Proof. The lower-bound part is an implication of Theorem 6, namely $\mathcal{C}_{\text{BOM}}^{\text{SPA}_{\text{BOUR}}} \geq \mathcal{C}_{\text{BOM}}^{\text{BOUP}} \gtrsim 0.2770$. The upper-bound part $\mathcal{C}_{\text{BOM}}^{\text{SPA}_{\text{BOUR}}} \lesssim 0.4630$ follows from [JLTX20, Theorem 3] which studies the upper bound for regular buyers. \square

Symmetric Buyers. We now consider symmetric buyers. Recall that under general distributions, both Bayesian Optimal Uniform Reserve and Bayesian Optimal Uniform Pricing admit constant revenue approximations; and those revenue approximations can be further improved under regular distributions. For quasi-regular distributions, we establish revenue approximation upper bounds (Theorems 8 and 9) which are strictly worse than tight bounds for regular distributions. Our results

suggest that in term of absolute approximation guarantees, quasi-regular distributions are closer to general (aka., irregular) distributions when buyers are symmetric.

We first present the revenue approximation for Bayesian Optimal Uniform Reserve. Its lower bound part follows from [CHMS10, DFK16, Har16] which study the same approximation guarantee for general distributions, and the upper bound utilizes Example 4.2.

Theorem 8. *For symmetric quasi-regular buyers, Bayesian Optimal Uniform Reserve achieves a tight $\mathcal{C}_{\text{BOM}}^{\text{SPA}_{\text{BOUR}}} \in [0.5, 1 + (W_{-1}(-\frac{1}{e^2}))^{-1}]$ -approximation to Bayesian Optimal Mechanism, where the upper bound of $1 + (W_{-1}(-\frac{1}{e^2}))^{-1} \approx 0.6822$.²⁷*

Example 4.2 (Symmetric Quasi-Regular Instances for BOM vs. SPA_{BOUR}). Fix any $a \geq 0$. There are n symmetric quasi-regular buyers with independent and identical valuation distributions $\mathbf{F} = \{F\}^{\otimes n}$, where distribution F has cumulative density function $F(v) = \frac{v}{v+\frac{1}{n}}$ and support $\text{supp}(F) = [a, \infty)$.²⁸ In this instance, $\frac{\text{SPA}_{\text{BOUR}}}{\text{BOM}} = \frac{ae^{-1/a+1}}{a+1} - o_n(1)$, which is minimized at $1 + (W_{-1}(-\frac{1}{e^2}))^{-1} \approx 0.6822$ by setting $a = -(W_{-1}(-\frac{1}{e^2}) + 2)^{-1} \approx 0.8725$ and letting n approach infinity.

Proof of Theorem 8. The lower bound part follows from [CHMS10, DFK16, Har16].

For the upper bound part, we analyze Example 4.2. The quasi-regularity of the constructed distribution can be easily checked by algebra. Also see a graphical illustration in Figure 5a. Below we verify the approximation ratio stated in this example.

We first compute the expected revenue of Bayesian Optimal Mechanism. Let $T_{(n:n)}$ be the n -th order statistic of n i.i.d. uniform distribution with support $[0, 1]$. As a sanity check, the quantile of largest value $v_{(1:n)} \sim F$ drawn i.i.d. from distribution F is exactly $q_{(n:n)} \sim T_{(n:n)}$. Let R and \bar{R} be the revenue curve and ironed revenue curve induced by distribution F . Invoking Proposition 2.3, the expected revenue of Bayesian Optimal Mechanism can be expressed as

$$\text{BOM} = \mathbb{E}[\bar{R}'(q_{(n:n)})] = \mathbb{E}[\bar{R}'(0) \cdot \mathbf{1}[q_{(0:0)} = 0]] + \mathbb{E}[\bar{R}'(q_{(n:n)}) \cdot \mathbf{1}[q_{(0:0)} > 0]] = 1 + a - \frac{1}{n}$$

where all expectations are taken over $q_{(n:n)} \sim T_{(n:n)}$. The last equality holds by the facts that $\mathbb{E}[\bar{R}'(0) \cdot \mathbf{1}[q_{(0:0)} = 0]] = 1$ (implied by $R(0) = \frac{1}{n}$) and $\bar{R}'(q) = a - \frac{1}{n}$ for every $q \in (0, 1)$.

We next compute the expected revenue of Bayesian Optimal Uniform Reserve. Combining Proposition 2.3 and the structure of revenue curve R (i.e., virtual value $\varphi(v)$ is negative for every value $v \in (a, \infty)$), it suffices to consider Second Price Auction with uniform reserve $r = \infty$ ²⁹ or uniform reserve $r = a$. Namely, we have

$$\text{SPA}_{\text{BOUR}} = \max\{\text{SPA}_{r=\infty}, \text{SPA}_{r=a}\}$$

where SPA_{BOUR} , $\text{SPA}_{r=\infty}$, and $\text{SPA}_{r=a}$ are the expected revenue of Bayesian Optimal Mechanism, Second Price Auction with uniform reserve $r = \infty$, and Second Price Auction with uniform reserve $r = a$, respectively. Following the argument similar to the one for analyzing BOM, we know $\text{SPA}_{r=\infty} = 1$. To compute $\text{SPA}_{r=a}$, note that for $n \geq 2$,

$$\text{SPA}_{r=a} = \mathbb{E}_{v_{(2:n)} \sim F_{(2:n)}}[v_{(2:n)}] = \int_0^\infty 1 - F_{(2:n)}(v) \cdot dv = a - \frac{(na+1)^n(na-n+1) - (na)^n(na+1)}{n(na+1)^n}$$

²⁷In mathematics, the Lambert W function, also called the omega function or product logarithm, is the converse relation of the function $y(x) = x \cdot e^x$. The non-principal branch $x = W_{-1}(y)$ is the inverse relation when $x \leq -1$.

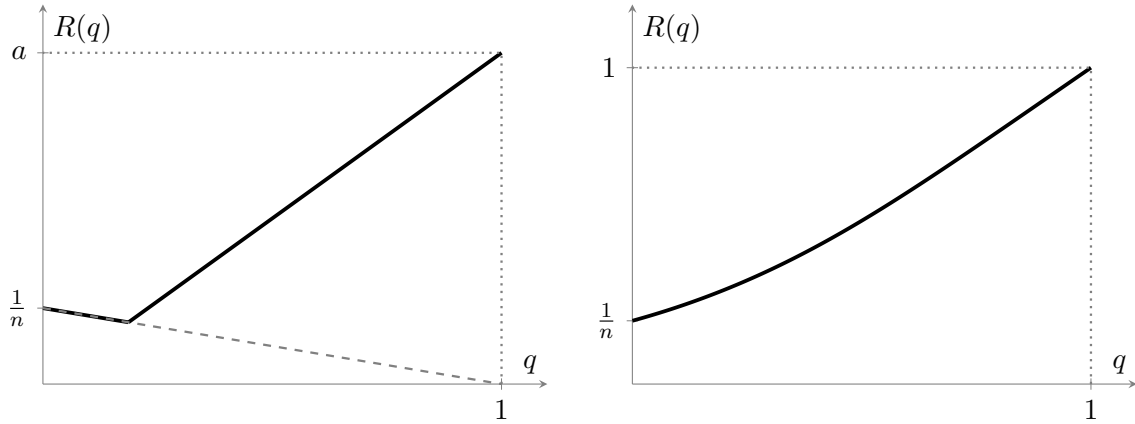
²⁸Namely, distribution F has probability mass $\frac{a}{a+1/n}$ at value a .

²⁹Formally, we consider a finite uniform reserve r and then let it approach infinity.

where $v_{(2:n)}$, $F_{(2:n)}$ are the second order statistic of n i.i.d. samples from distribution F and its cumulative density function, respectively. The last equality holds by algebra. Moreover, we can verify by algebra that $\text{SPA}_{r=a} \geq 1 - o_n(1)$ for every $a \geq 0$. Putting all the pieces together, we obtain

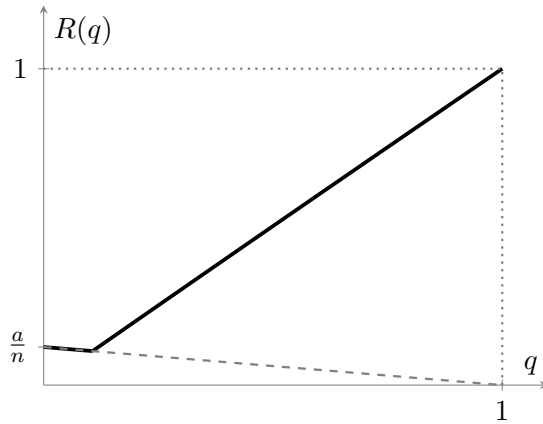
$$\frac{\text{SPA}_{\text{BOUR}}}{\text{BOM}} = \frac{a - \frac{(na+1)^n(na-n+1) - (na)^n(na+1)}{n(na+1)^n}}{1 + a - \frac{1}{n}} = \frac{ae^{-\frac{1}{a}} + 1}{a + 1} - o_n(1)$$

By considering the first-order condition of $\frac{ae^{-\frac{1}{a}} + 1}{a + 1}$, we know that the ratio is minimized at $1 + (W_{-1}(-\frac{1}{e^2}))^{-1} \approx 0.6822$ by setting $a = -(W_{-1}(-\frac{1}{e^2}) + 2)^{-1} \approx 0.8725$. \square



(a) Example 4.2 with $n = 5$ and $a = -(W_{-1}(-\frac{1}{e^2}) + 2)^{-1} \approx 0.8725$. The dashed gray line verifies the quasi-regularity.

(b) Example 4.3 with $n = 5$.



(c) Example 6.5 with $n = 5$, $a = 0.6016$ and $\varepsilon = 0.01$. The dashed gray line verifies the quasi-regularity.

Figure 5: Revenue curves of symmetric quasi-regular buyers in Examples 4.2, 4.3 and 6.5. The quasi-regularity can be verified by checking Condition 2 in Proposition 3.1.

We next present the revenue approximation for Bayesian Optimal Uniform Pricing. It is mainly adopted from [CHMS10, DFK16, Har16] which study the same approximation guarantee for general distributions, and the upper bound part utilizes Example 4.3.

Theorem 9 (adopted from [CHMS10, DFK16, Har16, JLTX20]). *For symmetric quasi-regular buyers, Bayesian Optimal Uniform Pricing achieves a tight $C_{\text{BOM}}^{\text{BOUP}} = \frac{1}{2}$, $C_{\text{BOSP}}^{\text{BOUP}} = \frac{1}{2}$, $C_{\text{SPA}_{\text{BOUR}}}^{\text{BOUP}} = \frac{6}{\pi^2} \approx 0.6079$ -approximation to Bayesian Optimal Mechanism, Bayesian Optimal Sequential Pricing, and Bayesian Optimal Uniform Reserve, respectively.*

Example 4.3 (Symmetric Quasi-Regular Instance for BOM, BOSP, SPA_{BOUR} vs. BOUP). There are n symmetric quasi-regular buyers with independent and identical valuation distributions $\mathbf{F} = \{F\}^{\otimes n}$, where distribution F has cumulative density function $F(v) = (\frac{v-1}{v})^{\frac{1}{n}}$ and support $\text{supp}(F) = [1, \infty)$. In this instance, $\frac{\text{BOUP}}{\text{BOM}} = \frac{\text{BOUP}}{\text{BOSP}} = \frac{1}{2} - o_n(1)$, and $\frac{\text{BOUP}}{\text{SPA}_{\text{BOUR}}} = \frac{6}{\pi^2} - o_n(1) \approx 0.6079$.

Proof of Theorem 9. The lower bound part follows from [CHMS10, DFK16, Har16]. For the upper bound part, we analyze Example 4.3. The quasi-regularity of the constructed distribution can be easily checked by algebra. Also see a graphical illustration in Figure 5b. Next we verify the approximation ratio stated in the theorem. Using the same argument as in Theorem 8, we know that the expected revenue of Bayesian Optimal Mechanism is $2 - \frac{1}{n}$. Moreover, this optimal revenue can be achieved by Bayesian Optimal Sequential Pricing. For Bayesian Optimal Uniform Reserve and Bayesian Optimal Uniform Pricing, [JLTX20, Section 4.2] shows that the expected revenues are 1 and $\frac{\pi^2}{6}$, respectively. Combining these results completes the upper bound analysis. \square

Tightness of Theorems 6 to 8. We conclude this subsection by discussing our conjectures about the tight approximation bounds, and leave them as future directions.

As we observed in Theorem 5, the revenue approximations of Bayesian Optimal Uniform Pricing against Bayesian Optimal Sequential Pricing are the same for asymmetric quasi-regular buyers and regular buyers. We conjecture that there is also no separation between quasi-regularity and regularity in terms of the revenue approximation of Bayesian Optimal Uniform Pricing against Bayesian Optimal Mechanism for asymmetric buyers. In particular, the tight analysis in [JLQ⁺19b] might be extended from regular buyers to quasi-regular buyers.

Conjecture 1 (BOM vs. BOUP). *For asymmetric quasi-regular buyers, the tight approximation ratio between Bayesian Optimal Uniform Pricing and Bayesian Optimal Mechanism is the same as the tight approximation ratio $C_{\text{BOM}}^{\text{BOUP}} \approx 0.3817$ for asymmetric regular buyers [JLQ⁺19b, Theorem 1].*

Regarding Bayesian Optimal Uniform Reserve, we conjecture that there is also no separation between quasi-regularity and regularity in terms of the revenue approximation of Bayesian Optimal Uniform Reserve against Bayesian Optimal Mechanism for asymmetric buyers. To prove this conjecture, one possible approach is to establish a reduction framework (similar to Lemma 4.1) from quasi-regular buyers to regular buyers. However, as we observed in Example 4.2, for symmetric quasi-regular buyers, there is a strict but bounded separation between quasi-regularity and regularity, and we conjecture that Example 4.2 is indeed the worst-case instance.

Conjecture 2 (BOM vs. SPA_{BOUR}). *For asymmetric quasi-regular buyers, the tight approximation ratio between Bayesian Optimal Uniform Pricing and Bayesian Optimal Mechanism is the same as the tight approximation ratio $C_{\text{BOM}}^{\text{SPA}_{\text{BOUR}}} \in [0.3817, 0.4630]$ for asymmetric regular buyers [HR09a, JLTX20, JLQ⁺19c].*

For symmetric quasi-regular buyers, the tight approximation ratio between Bayesian Optimal Uniform Pricing and Bayesian Optimal Mechanism is $C_{\text{BOM}}^{\text{SPA}_{\text{BOUR}}} = 1 + (W_{-1}(-\frac{1}{e^2}))^{-1} \approx 0.6822$.

4.2 The Downward-Closed Settings

In this subsection, we consider the downward-closed settings, which generalize the single-item settings studied in Section 4.1. The following Theorem 10 gives a (nontrivial) generalization of [HR09a, Theorem 3.2] and [DRY15, Theorem 3.11] from MHR buyers to quasi-MHR buyers.

Theorem 10 (BOM vs. VCG_{BMR}). *For asymmetric quasi-MHR buyers in a downward-closed setting, Bayesian Monopoly Reserves achieves a tight $\mathcal{C}_{\text{BOM}}^{\text{VCG}_{\text{BMR}}} = \frac{1}{e+1}$ -approximation to Bayesian Optimal Mechanism.*

Theorem 10 holds for both eager monopoly reserves and lazy monopoly reserves. Moreover, the same approximation guarantee holds even if we compare the expected revenue of Bayesian Monopoly Reserves (using lazy monopoly reserves) with the optimal expected social surplus, i.e., the first best benchmark.

The lower bound part of Theorem 10 mainly utilizes our structural lemma Lemma 3.3 established in Section 3. The upper bound part utilizes Example 4.4.

Example 4.4 (Asymmetric Quasi-MHR Instances for BOM vs. VCG_{BMR}). Fix sufficiently large $m \in \mathbb{N}$ and let $\varepsilon = \sqrt{\log(m)/m}$. There are $n = m + 1$ buyers. The first m buyers have identical quasi-MHR distribution F_i with support $\text{supp}(F_i) = [1, \infty)$ and cumulative density function $F_i(v) = 1 - e^{-\frac{v}{e}}$ for $v \in [1, \infty)$. The last buyer $m + 1$ has a deterministic value equal to $((e + 1)e^{-1/e} - \varepsilon)m$. We refer to the first m buyers as the “small” buyers and the last buyer $m + 1$ as the “big” buyer. We say a buyer subset is feasible if it (i) only contains the big buyer; or (ii) contains at most $\lceil (e^{-1/e} + \varepsilon)m \rceil$ small buyers and does not contain the big buyer.

Proof of Theorem 10. We first show the lower bound part utilizing Lemma 3.3, and then show the upper bound part by analyzing Example 4.4.

Lower bounding $\mathcal{C}_{\text{BOM}}^{\text{VCG}_{\text{BMR}}}$. Here we present two arguments for lazy monopoly reserves and eager monopoly reserves separately.

For Bayesian Lazy Monopoly Reserves, we prove a stronger guarantee that its expected revenue is at least a $\frac{1}{e+1}$ -approximation to the optimal expected social welfare (i.e., the first best benchmark). Since we are in the downward-closed setting, the optimal expected social welfare is achieved by Vickrey-Clarke-Groves (VCG) Auction with no reserves. Fix an arbitrary buyer i and all other buyers’ valuation profile \mathbf{v}_{-i} . There exists a threshold t_i depending on \mathbf{v}_{-i} such that buyer i becomes a winner (i.e., receives an item) in VCG Auction if and only if her value v_i weakly exceeds t_i . Meanwhile, buyer i becomes a winner and pays $\max\{t_i, r_i^*\}$ if and only if her value v_i weakly exceeds $\max\{t_i, r_i^*\}$ in Bayesian Lazy Monopoly Reserves. Invoking Property 2 in Lemma 3.3, we know that conditioning on other buyers’ valuation profile \mathbf{v}_{-i} , the expected revenue contributed from buyer i in Bayesian Lazy Monopoly Reserves is a $\frac{1}{e+1}$ -approximation to the expected social welfare contributed from buyer i in VCG Auction. Thus, taking the expectation over \mathbf{v}_{-i} and summing over all buyers finish the argument.

For Bayesian Eager Monopoly Reserves, we use a similar but slightly different argument. Similar to the above argument for lazy monopoly reserves, invoking Property 2 in Lemma 3.3, we know that the expected revenue in Bayesian Eager Monopoly Reserves is a $\frac{1}{e+1}$ -approximation to its own expected social welfare. Thus, it suffices to prove that the expected social welfare in Bayesian Eager Monopoly Reserves is at least the expected social welfare in Bayesian Optimal Mechanism. To see this, note that Bayesian Eager Monopoly Reserves maximizes the (ex post) social welfare among all mechanisms (including Bayesian Optimal Mechanism) that allocate items to a buyer i only if her value are at least her monopoly reserve, i.e., $v_i \geq r_i^*$.

Upper bounding $\mathcal{C}_{\text{BOM}}^{\text{VCG}_{\text{BMR}}}$. We now analyze Example 4.4 which shows the upper bound part of the approximation ratio, i.e., $\mathcal{C}_{\text{BOM}}^{\text{VCG}_{\text{BMR}}} \leq \frac{1}{e+1}$. The quasi-MHR condition of the constructed distribution can be easily checked by algebra.

We first lower bound the expected revenue of Bayesian Optimal Mechanism. Since the big buyer $m+1$ has deterministic value $((e+1)e^{-1/e} - \varepsilon)m$, the optimal revenue is at least $((e+1)e^{-1/e} - \varepsilon)m$, which can be achieved by posting a take-it-or-leave-it price to the big buyer $m+1$,

$$\text{BOM} \geq ((e+1)e^{-1/e} - \varepsilon)m$$

We next analyze the expected revenue of Bayesian Monopoly Reserves. Note that the construction of valuation distributions ensures that the monopoly reserve of each buyer $i \in [n]$ is equal to the smallest possible value from distribution F_i . Thus, there is no difference between eager reserve and lazy reserve in this instance. At a high level, we argue that with high probability, $(e^{-1/e} + \varepsilon)m$ small buyers receive items, and each of them pays 1. Hence, we can upper bound the expected revenue of Bayesian Monopoly Reserves by

$$\text{VCG}_{\text{BMR}} \leq \lceil (e^{-1/e} + \varepsilon)m \rceil + O_m(1) \quad (6)$$

Putting the two pieces together, the upper bound part of $\mathcal{C}_{\text{BOM}}^{\text{VCG}_{\text{BMR}}} = \frac{1}{e+1}$ is shown as m approaches infinity. In the remainder of the proof, we formally show inequality (6).

Let $X_{(i)}$ be the i -th highest value among m small buyers for every $i \in [m]$ and let $k \triangleq \lceil (e^{-1/e} + \varepsilon)m \rceil$. Consider the following two events:

$$\mathcal{E}_a \triangleq \left(\sum_{i \in [k]} X_{(i)} > ((e+1)e^{-1/e} - \varepsilon)m \right) \quad \text{and} \quad \mathcal{E}_b \triangleq (X_{(k+1)} = 1)$$

Namely, event \mathcal{E}_a ensures that the items are allocated to small buyers; while event \mathcal{E}_b ensures that the VCG payment of each small buyer is at most 1. Therefore, the expected revenue of Bayesian Monopoly Reserves can be decomposed and upper bounded as

$$\begin{aligned} \text{VCG}_{\text{BMR}} &= \mathbb{E}[\text{VCG}_{\text{BMR}} \cdot \mathbf{1}[\mathcal{E}_a \cap \mathcal{E}_b]] + \mathbb{E}[\text{VCG}_{\text{BMR}} \cdot \mathbf{1}[\neg(\mathcal{E}_a \cap \mathcal{E}_b)]] \\ &\leq \mathbb{E}[\text{VCG}_{\text{BMR}} \cdot \mathbf{1}[\mathcal{E}_a \cap \mathcal{E}_b]] + \mathbb{E}[\text{VCG}_{\text{BMR}} \cdot \mathbf{1}[\neg\mathcal{E}_a]] + \mathbb{E}[\text{VCG}_{\text{BMR}} \cdot \mathbf{1}[\neg\mathcal{E}_b]] \end{aligned}$$

Below we bound the three terms separately.

First, note that when both events \mathcal{E}_a and \mathcal{E}_b occur, the items are allocated to the k highest small buyers, and each of them pays the VCG payment equal to $X_{(k+1)} = 1$. Thus,

$$\mathbb{E}[\text{VCG}_{\text{BMR}} \cdot \mathbf{1}[\mathcal{E}_a \cap \mathcal{E}_b]] \leq \mathbb{E}[\text{VCG}_{\text{BMR}} \mid \mathcal{E}_a, \mathcal{E}_b] = k$$

To upper bound the remaining two terms $\mathbb{E}[\text{VCG}_{\text{BMR}} \cdot \mathbf{1}[\neg\mathcal{E}_a]]$ and $\mathbb{E}[\text{VCG}_{\text{BMR}} \cdot \mathbf{1}[\neg\mathcal{E}_b]]$, we need to introduce the following auxiliary distribution and random variables $(T, \{Y_{(i)}\}_{i \in [m]}, \{Z_i\}_{i \in [m]})$:

- Consider (auxiliary) exponential distribution T with support $\text{supp}(T) = [0, \infty)$ and cumulative density function $T(v) = 1 - e^{-v/e}$. By construction, auxiliary distribution T is first-order stochastically dominated by the original distribution F (truncated from below at value 1).
- Let random variables $\{Y_{(i)}\}_{i \in [m]}$ be the order statistics over m i.i.d. samples from exponential distribution T . By the construction and Fact 3.7, every auxiliary order statistic $Y_{(i)}$ is first-order stochastically dominated by original order statistic $X_{(i)}$. Moreover, for every index $i \in [m]$, $\Pr[Y_{(i)} > t] = \Pr[X_{(i)} > t]$ for all thresholds $t \geq 1$.

- Let random variables $\{Z_i\}_{i \in [m]}$ be m i.i.d. samples from exponential distribution T . Invoking Fact 4.5 below, we can couple $\{Y_{(i)}\}_{i \in [m]}$ and $\{Z_i\}_{i \in [m]}$ such that random variables $Y_{(i)} = \sum_{j \in [i:m]} Z_j/j$ for every $i \in [m]$.

Fact 4.5 (Section 2.5 in [DN04]). *Given $m \geq 1$ many i.i.d. values from exponential distribution T , every order statistic $Y_{(i:m)}$ can be expressed as $Y_{(i:m)} = \sum_{j \in [i:m]} Z_j/j$ for $i \in [m]$, where random variables $\{Z_i\}_{i \in [m]}$ are m i.i.d. samples from the same exponential distribution T .*

When event \mathcal{E}_a fails, the item is allocated to the big buyer with payment equal to his deterministic value (as his monopoly reserve). Thus,

$$\mathbb{E}[\text{VCG}_{\text{BMR}} \cdot \mathbf{1}[-\mathcal{E}_a]] = ((e+1)e^{-1/e} - \varepsilon)m \cdot \Pr[-\mathcal{E}_a]$$

where probability $\Pr[-\mathcal{E}_a]$ can be further upper bounded as

$$\begin{aligned} \Pr[-\mathcal{E}_a] &= \Pr \left[\sum_{i \in [k]} X_{(i)} < ((e+1)e^{-1/e} - \varepsilon)m \right] \\ &\stackrel{(a)}{\leq} \Pr \left[\sum_{i \in [k]} Y_{(i)} < ((e+1)e^{-1/e} - \varepsilon)m \right] \\ &\stackrel{(b)}{=} \Pr \left[\sum_{i \in [k]} \sum_{j \in [i:m]} \frac{Z_j}{j} < ((e+1)e^{-1/e} - \varepsilon)m \right] \\ &= \Pr \left[\sum_{j \in [k]} Z_j + \sum_{j \in [k+1:m]} \frac{k}{j} \cdot Z_j < ((e+1)e^{-1/e} - \varepsilon)m \right] \\ &\stackrel{(c)}{\leq} O_m \left(\frac{1}{m} \right) \end{aligned}$$

where inequality (a) and equality (b) holds due to the construction of random variables $\{Y_{(i)}\}_{i \in [m]}$ and $\{Z_i\}_{i \in [m]}$; and inequality (c) holds due to the Bernstein inequality. Therefore, we obtain

$$\mathbb{E}[\text{VCG}_{\text{BMR}} \cdot \mathbf{1}[-\mathcal{E}_a]] = O_m(1)$$

When event \mathcal{E}_b fails, we upper bound the expected revenue by the social welfare. In particular,

$$\begin{aligned} \mathbb{E}[\text{VCG}_{\text{BMR}} \cdot \mathbf{1}[-\mathcal{E}_b]] &\leq ((e+1)e^{-1/e} - \varepsilon)m \cdot \Pr[-\mathcal{E}_b] + \mathbb{E} \left[\sum_{i \in [k]} X_{(i)} \cdot \mathbf{1}[-\mathcal{E}_b] \right] \\ &= ((e+1)e^{-1/e} - \varepsilon)m \cdot \Pr[X_{(k+1)} > 1] + \mathbb{E} \left[\sum_{i \in [k]} X_{(i)} \cdot \mathbf{1}[X_{(k+1)} > 1] \right] \end{aligned}$$

where the two terms on the right-hand side correspond to the maximum social welfare that can be achieved from the big buyer and small buyers, respectively. Note that probability $\Pr[X_{(k+1)} > 1]$ can be upper bounded (similar to $\Pr[-\mathcal{E}_a]$) as follows:

$$\Pr[X_{(k+1)} > 1] \stackrel{(a)}{=} \Pr[Y_{(k+1)} > 1] \stackrel{(b)}{=} \Pr \left[\sum_{j \in [k+1:m]} \frac{Z_j}{j} > 1 \right] \stackrel{(c)}{\leq} O_m \left(\frac{1}{m} \right)$$

where inequality (a) and equality (b) holds due to the construction of random variables $\{Y_{(i)}\}_{i \in [m]}$ and $\{Z_i\}_{i \in [m]}$; and inequality (c) holds due to the Bernstein inequality. On the other side, note that

$$\begin{aligned}
& \mathbb{E} \left[\sum_{i \in [k]} X_{(i)} \cdot \mathbf{1}[X_{(k+1)} > 1] \right] \\
\stackrel{(a)}{=} & \mathbb{E} \left[\sum_{i \in [k]} Y_{(i)} \cdot \mathbf{1}[Y_{(k+1)} > 1] \right] \\
\stackrel{(b)}{=} & \mathbb{E} \left[\sum_{i \in [k]} \sum_{j \in [i:m]} \frac{Z_j}{j} \cdot \mathbf{1} \left[\sum_{j \in [k+1:m]} \frac{Z_j}{j} > 1 \right] \right] \\
= & \mathbb{E} \left[\sum_{j \in [k]} Z_j \cdot \mathbf{1} \left[\sum_{j \in [k+1:m]} \frac{Z_j}{j} > 1 \right] \right] + k \cdot \mathbb{E} \left[\sum_{j \in [k+1:m]} \frac{Z_j}{j} \cdot \mathbf{1} \left[\sum_{j \in [k+1:m]} \frac{Z_j}{j} > 1 \right] \right] \\
\stackrel{(c)}{=} & \mathbb{E} \left[\sum_{j \in [k]} Z_j \right] \cdot \Pr \left[\sum_{j \in [k+1:m]} \frac{k \cdot Z_j}{j} > 1 \right] + k \cdot \mathbb{E} \left[\sum_{j \in [k+1:m]} \frac{Z_j}{j} \cdot \mathbf{1} \left[\sum_{j \in [k+1:m]} \frac{Z_j}{j} > 1 \right] \right] \\
\stackrel{(d)}{\leq} & k \cdot e \cdot O_m \left(\frac{1}{m} \right) + O_m(1) = O_m(1)
\end{aligned}$$

where inequality (a) and equality (b) holds due to the construction of random variables $\{Y_{(i)}\}_{i \in [m]}$ and $\{Z_i\}_{i \in [m]}$; inequality (c) holds due to the independence of $\{Z_j\}_{j \in [m]}$; and inequality (d) holds due to the Bernstein inequality and the construction of $\{Z_j\}_{j \in [m]}$. Putting all the upper bounds together, we obtain

$$\mathbb{E}[\text{VCG}_{\text{BMR}} \cdot \mathbf{1}[-\mathcal{E}_b]] = O_m(1)$$

which completes the verification of inequality (6) and concludes the proof of Theorem 10. \square

For the special case of MHR distributions, the revenue tight approximation ratios of Bayesian Monopoly Reserves is $\frac{1}{2}$ for eager reserves [HR09a, Theorem 3.2] and $\frac{1}{e}$ for lazy reserves [DRY15, Theorem 3.11], respectively. However, when we relax MHR to quasi-MHR distributions, one reason behind the degeneracy of the approximation ratio to $\frac{1}{e+1}$ comes from the fact that the revenue curve of a quasi-MHR distribution is not necessarily concave (aka., the distribution is not necessarily regular – see Proposition 3.4 for an example). Due to the non-concavity of the revenue curve, in the VCG-type auctions, for any given buyer i , when the VCG payment (aka., winning threshold) t_i (induced by all other buyers' valuation profile) is greater than the monopoly reserve r^* , the optimal price $p_i^*(t_i) \triangleq \arg\max_{p \geq t_i} p(1 - F_i(p))$ may not be the threshold t_i . Motivated by this, we can consider a natural variant of Bayesian Lazy Monopoly Reserves defined as follows:

Definition 4.6. In the Bayesian Adaptive Lazy Monopoly Reserves ($\text{VCG}_{\text{BMR}}^\dagger$ for short) works as follows: (i) compute the VCG payment t_i and adaptive price $p_i^*(t_i) \triangleq \arg\max_{p \geq t_i} p(1 - F_i(p))$ for each buyer $i \in [n]$; (ii) post take-it-or-leave-it price p_i^* to each buyer $i \in [n]$.

Since the price posted to each buyer does not depend on the buyer's value, Bayesian Adaptive Lazy Monopoly Reserves is truthful (i.e., DSIC). Moreover, when buyers have regular distribution, the concavity of revenue curves ensures that $p_i^*(t_i) = t_i$ for every $t_i \geq r_i^*$. Hence, Bayesian Adaptive Lazy Monopoly Reserves recovers Bayesian Lazy Monopoly Reserves for regular buyers.

Observation 3. Bayesian Adaptive Lazy Monopoly Reserves is dominant strategy incentive compatible (DSIC). For regular buyers, it is equivalent to Bayesian Lazy Monopoly Reserves.

The improved revenue approximation for this new variant is as follows. The revenue approximation holds even if we compare with the optimal expected social surplus, i.e., the first best benchmark. The analysis is similar to the one for Theorem 10.

Theorem 11 (BOM vs. $\text{VCG}_{\text{BMR}}^\dagger$). *For asymmetric quasi-MHR buyers in a downward-closed setting, Bayesian Adaptive Lazy Monopoly Reserves achieves a tight $\mathcal{C}_{\text{BOM}}^{\text{VCG}_{\text{BMR}}^\dagger} = \frac{1}{3}$ -approximation to Bayesian Optimal Mechanism.*

Proof. We first show the lower bound part utilizing Lemma 3.3, and then show the upper bound part by analyzing Example 4.7.

Lower bounding $\mathcal{C}_{\text{BOM}}^{\text{VCG}_{\text{BMR}}^\dagger}$. Here we prove a stronger guarantee that its expected revenue is at least a $\frac{1}{3}$ -approximation to the optimal expected social welfare (i.e., the first best benchmark). Since we are in the downward-closed setting, the optimal expected social welfare is achieved by Vickrey-Clarke-Groves (VCG) Auction with no reserves. Fix an arbitrary buyer i and all other buyers' valuation profile \mathbf{v}_{-i} . There exists a threshold t_i (aka., VCG payment) depending on \mathbf{v}_{-i} such that buyer i becomes a winner (i.e., receives an item) in VCG Auction if and only if her value v_i weakly exceeds t_i . Meanwhile, buyer i receives the item and pays $p_i^*(t_i)$ if and only if her value v_i weakly exceeds $p_i^*(t_i)$ in Bayesian Adaptive Lazy Monopoly Reserves. Invoking Property 2 in Lemma 3.3, we know that conditioning on other buyers' valuation profile \mathbf{v}_{-i} , the expected revenue contributed from buyer i in Bayesian Adaptive Lazy Monopoly Reserves is a $\frac{1}{3}$ -approximation to the expected social welfare contributed from buyer i in VCG Auction. Thus, taking the expectation over \mathbf{v}_{-i} and summing over all buyers finish the argument.

Upper bounding $\mathcal{C}_{\text{BOM}}^{\text{VCG}_{\text{BMR}}^\dagger}$. We now analyze Example 4.7 which shows the upper bound part of the approximation ratio, i.e., $\mathcal{C}_{\text{BOM}}^{\text{VCG}_{\text{BMR}}^\dagger} \leq \frac{1}{3}$. The quasi-MHR condition of the constructed distribution can be easily checked by algebra.

Example 4.7 (Asymmetric Quasi-MHR Instances for BOM vs. $\text{VCG}_{\text{BMR}}^\dagger$). Fix sufficiently large $m \in \mathbb{N}$ and let $\varepsilon = \sqrt{\log(m)/m}$. There are $n = m + 1$ buyers. The first m buyers have identical quasi-MHR distribution F_i with support $\text{supp}(F_i) = [1, \infty)$ and cumulative density function $F_i(v) = 1 - \frac{1}{v}$ for $v \in [1, e]$ and $F_i(v) = 1 - e^{-\frac{v}{e}}$ for $v \in [e, \infty)$. The last buyer $m + 1$ has a deterministic value equal to $(3 - \varepsilon)m$. We refer to the first m buyers as the “small” buyers and the last buyer $m + 1$ as the “big” buyer. We say a buyer subset is feasible if it does not contain both the big and smaller buyers.

We first lower bound the expected revenue of Bayesian Optimal Mechanism. Since the big buyer $m + 1$ has deterministic value $(3 - \varepsilon)m$, the optimal revenue is at least $(3 - \varepsilon)m$, which can be achieved by posting a take-it-or-leave-it price to the big buyer $m + 1$,

$$\text{BOM} \geq (3 - \varepsilon)m$$

We next analyze the expected revenue of Bayesian Adaptive Lazy Monopoly Reserves. Note that the construction of valuation distributions ensures that the monopoly reserve of each buyer $i \in [n]$ is equal to the smallest possible value from distribution F_i . Note that

$$\text{VCG}_{\text{BMR}}^\dagger = \mathbb{E} \left[\text{VCG}_{\text{BMR}}^\dagger \cdot \mathbf{1} \left[\sum_{i \in [m]} v_i \geq v_{m+1} \right] \right] + \mathbb{E} \left[\text{VCG}_{\text{BMR}}^\dagger \cdot \mathbf{1} \left[\sum_{i \in [m]} v_i < v_{m+1} \right] \right]$$

	asymmetric multi-buyer	symmetric multi-buyer	single-buyer
\mathbb{F}_{reg}	TB = 1 [BK96, Thm 1] [Theorem 12]		
$\mathbb{F}_{\text{q-reg}}$			
\mathbb{F}_{gen}	no revenue guarantee		

Table 8: 1-Duplicate Second Price Auction vs. Bayesian Optimal Uniform Reserve, the revenue guarantees in various single-item settings. We mark our results in **bold**.

	asymmetric multi-buyer	symmetric multi-buyer	single-buyer
\mathbb{F}_{reg}	LB \gtrsim 0.3817 [Theorem 12] UB \lesssim 0.6365 [Example 5.1]	TB = 1 [BK96, Thm 1]	
$\mathbb{F}_{\text{q-reg}}$	LB \gtrsim 0.2770 [Theorem 12] UB \lesssim 0.6365 [implication]	LB \gtrsim 0.2770 [implication] UB \lesssim 0.6822 [Example 5.2]	TB = 1 [HR14, Lem D.1]
\mathbb{F}_{gen}	no revenue guarantee		

Table 9: 1-Duplicate Second Price Auction vs. Bayesian Optimal Mechanism, the revenue guarantees in various single-item settings. We mark our results in **bold**.

$$\begin{aligned}
&\leq m \cdot \Pr \left[\sum_{i \in [m]} v_i \geq v_{m+1} \right] + v_{m+1} \cdot \Pr \left[\sum_{i \in [m]} v_i < v_{m+1} \right] \\
&= m + O_m(1)
\end{aligned}$$

where the last equality holds due to the Bernstein inequality. This concludes the proof of Theorem 11. \square

5 Revenue Approximation by Prior-Independent Mechanisms

The celebrated paper [BK96] shows that in the single-item setting, for any symmetric regular buyers instance, the expected revenue of Second Price Auction (which requires no information about buyers' prior and hence is prior-independent) after adding one additional buyer (hereafter, 1-Duplicate Second Price Auction), is at least the expected revenue of Bayesian Optimal Mechanism (which may heavily rely on the knowledge of buyers' prior and hence is prior-dependent) for the original instance (without duplicates).

In this section, we study the extensions of [BK96] for more general settings. In Section 5.1, we study the revenue approximation of 1-Duplicate Second Price Auction for (possibly asymmetric) quasi-regular buyers in the single-item environment. In Section 5.2, we study the revenue approximation of n -Duplicate VCG Auction for (possibly asymmetric) quasi-MHR buyers in the downward-closed settings.

5.1 The Single-Item Setting

In this subsection, we consider the extensions of [BK96] to asymmetric quasi-regular buyers. Specifically, we are interested in the revenue approximation guarantee of the prior-independent Second

Price Auction after adding one duplicate buyer (i.e., 1-Duplicate Second Price Auction) against some revenue benchmark of the original instance (without duplicates). Here we allow the seller to decide which buyer to duplicate based on their valuation distributions.

Recall that when all buyers are symmetric (i.e., have the same valuation distribution) and regular, Bayesian Optimal Mechanism and Bayesian Optimal Uniform Reserve are equivalent. However, for more general settings considered in this subsection, these two mechanisms are no longer equivalent, but have a bounded gap as we shown in Section 4.1. Because of this, we present revenue approximations against both benchmarks. All results in this subsection are summarized in Table 8 and Table 9.

We first compare 1-Duplicate Second Price Auction and Bayesian Optimal Uniform Reserve. Theorem 12 gives a (nontrivial) *approximation-preserving* generalization of [BK96] from symmetric regular buyers to asymmetric quasi-regular buyers.

Theorem 12 (SPA_{BOUR} vs. $\text{SPA}_{\oplus 1}$). *For asymmetric quasi-regular buyers, 1-Duplicate Second Price Auction revenue-surpasses Bayesian Optimal Uniform Reserve (without duplicates).*³⁰

As mentioned in Section 1.1, the special case $n = 1$ (essentially symmetric buyers) of Theorem 12 has been established in [HR14, Lemma D.1]. Nonetheless, the proof of the general case $n \geq 1$ is technically nontrivial.

Proof of Theorem 12. Fix an arbitrary $n \geq 1$ and an arbitrary group of n asymmetric buyers with quasi-regular distributions $\mathbf{F} = \{F_i\}_{i \in [n]}$. Let r denote the uniform reserve used in Bayesian Optimal Uniform Reserve (without duplicates).

Define critical buyer index $k \triangleq \operatorname{argmin}_{i \in [n]} F_i(r)$. In the remainder of the analysis, we prove the theorem statement by arguing that Second Price Auction given one additional duplicate buyer with prior F_k revenue-surpasses Bayesian Optimal Uniform Reserve, i.e.,

$$\text{SPA}_{\oplus 1}(\mathbf{F}) \geq \text{SPA}(\mathbf{F} \otimes F_k) \geq \text{SPA}_{\text{BOUR}}(\mathbf{F})$$

We start our argument by presenting the closed-form characterizations of $\text{SPA}_{\text{BOUR}}(\mathbf{F})$ as follows:

$$\begin{aligned} \text{SPA}_{\text{BOUR}}(\mathbf{F}) &= r \cdot \Pr_{\mathbf{v} \sim \mathbf{F}}[v_{(1:n)} \geq r] + \mathbb{E}_{\mathbf{v} \sim \mathbf{F}}[v_{(2:n)} - r \mid v_{(2:n)} \geq r] \cdot \Pr_{\mathbf{v} \sim \mathbf{F}}[v_{(2:n)} \geq r] \\ &= r \cdot (1 - F_{(1:n)}(r)) + \int_r^\infty 1 - F_{(2:n)}(v) \cdot dv \end{aligned}$$

where $F_{(1:n)}$ and $F_{(2:n)}$ are the first and second order statistics distributions induced by n distributions \mathbf{F} , and all three equalities hold by the definition. Similarly, we can characterize $\text{SPA}(\mathbf{F} \otimes F_k)$ as follows:

$$\text{SPA}(\mathbf{F} \otimes F_k) = \mathbb{E}_{\mathbf{v} \sim \mathbf{F} \otimes F_k}[v_{(2:n+1)}] = \int_0^\infty 1 - F_{(2:n+1)}(v) \cdot dv$$

where $F_{(2:n+1)}$ is the second order statistics distributions induced by $n + 1$ distributions $\mathbf{F} \otimes F_k$. Note that

$$\begin{aligned} &\text{SPA}(\mathbf{F} \otimes F_k) - \text{SPA}_{\text{BOUR}}(\mathbf{F}) \\ &= \int_0^r 1 - F_{(2:n+1)}(v) \cdot dv - r \cdot (1 - F_{(1:n)}(r)) + \int_r^\infty 1 - F_{(2:n+1)}(v) \cdot dv - \int_r^\infty 1 - F_{(2:n)}(v) \cdot dv \end{aligned}$$

³⁰The upper bound holds even for symmetric regular buyers.

Since order statistics distribution $F_{(2:n+1)}$ first order stochastically dominates order statistics distribution $F_{(2:n)}$, the term $\int_r^\infty 1 - F_{(2:n+1)}(v) \cdot dv - \int_r^\infty 1 - F_{(2:n)}(v) \cdot dv$ in the right-hand side is non-negative. Therefore, it suffices to verify that

$$\int_0^r 1 - F_{(2:n+1)}(v) \cdot dv - r \cdot (1 - F_{(1:n)}(r)) \geq 0$$

To show this, we construct the following auxiliary distributions $\mathbf{T} = \{T_i\}_{i \in [n]}$: for each buyer $i \in [n]$, define distribution T_i with support $\text{supp}(T_i) = [0, r]$ and following cumulative density function

$$T_i(v) = \begin{cases} \frac{v}{v + \frac{1 - F_i(r)}{F_i(r)} r} & \text{if } v \geq r \\ 1 & \text{if } v > r \end{cases}$$

As a sanity check, by construction, auxiliary distribution T_i is regular and $T_i(r) = F_i(r)$. Moreover, since distribution F_i is quasi-regular, invoking Condition 3, the constructed auxiliary distribution T_i is first order stochastically dominated by distribution F_i . Therefore, we have

$$\int_0^r 1 - F_{(2:n+1)}(v) \cdot dv \geq \int_0^r 1 - T_{(2:n+1)}(v) \cdot dv \quad \text{and} \quad r \cdot (1 - F_{(1:n)}(r)) = r \cdot (1 - T_{(1:n)}(r))$$

Note that by construction,

$$\int_0^r 1 - F_{(2:n+1)}(v) \cdot dv = \mathbb{E}_{\mathbf{v} \sim \mathbf{T} \otimes T_k} [v_{(2:n+1)}] = \text{SPA}(\mathbf{T} \otimes T_k)$$

Let $\varphi_i^\dagger(\cdot)$ be the virtual value function of auxiliary distribution T_i . By construction, for every buyer index $i \in [n]$, $\varphi_i^\dagger(r) = r$. Moreover, since critical buyer index $k = \text{argmin}_{i \in [n]} F_i(r) = \text{argmin}_{i \in [n]} T_i(r)$, we have $\varphi_i^\dagger(v) \geq -\frac{1 - T_k(r)}{T_k(r)} r$ for every buyer index $i \in [n]$ and value $v \in [0, r]$. Thus, invoking Proposition 2.3, we can lower bound $\text{SPA}(\mathbf{T} \otimes T_k)$ as follows:

$$\begin{aligned} \text{SPA}(\mathbf{T} \otimes T_k) &\geq r \cdot \left(1 - T_k(r) \prod_{i \in [n]} T_i(r) \right) - \frac{1 - T_k(r)}{T_k(r)} r \cdot T_k(r) \prod_{i \in [n]} T_i(r) \\ &= r \cdot \left(1 - \prod_{i \in [n]} T_i(r) \right) = r \cdot (1 - T_{(1:n)}(r)) = r \cdot (1 - F_{(1:n)}(r)) \end{aligned}$$

which finishes the proof of Theorem 12 as desired. \square

Combining Theorem 12 with results established in Section 4.1, we obtain revenue approximation guarantees of 1-Duplicate Second Price Auction against Bayesian Optimal Mechanism in Theorem 13 and Theorem 14 for asymmetric buyers and symmetric buyers, respectively.

Theorem 13 (BOM vs. $\text{SPA}_{\oplus 1}$ – Asymmetric Buyers). *For asymmetric quasi-regular or regular buyers, 1-Duplicate Second Price Auction achieves a tight $\mathcal{C}_{\text{BOM}}^{\text{SPA}_{\oplus 1}} \in [0.2770, 0.6365]$ - or $\mathcal{C}_{\text{BOM}}^{\text{SPA}_{\oplus 1}} \in [0.3817, 0.6365]$ - approximation to Bayesian Optimal Mechanism (without duplicates), respectively.*

We note that for the special case of asymmetric regular buyers, Theorem 13 improves the state-of-art: the lower bound is increased from 0.108 [FLR19, Theorem 3.1] to 0.3817 and the upper bound is decreased from $\ln(2) \approx 0.6931$ [FLR19, Remark 5.7] to 0.6365. In particular, the upper bound is analyzed using the following example.

Example 5.1 (Asymmetric Regular Instances for BOM vs. $\text{SPA}_{\oplus 1}$). Fix any $a \geq 0$. There are two asymmetric regular buyers. Buyer 1 has deterministic value a . Buyer 2 has valuation distribution F with cumulative density function $F(v) = \frac{v}{v+1}$ and support $\text{supp}(F) = [0, \infty)$. In this instance, $\frac{\text{SPA}_{\oplus 1}}{\text{BOM}} = \max\{a, 2\ln(1+a) - 1 + \frac{2}{a+1}\}/(1+a)$, which is minimized at approximately 0.6365 by setting $a \approx 1.75088$.

Proof of Theorem 13. For the lower bound part, note that $\mathcal{C}_{\text{BOM}}^{\text{SPA}_{\oplus 1}} \geq \mathcal{C}_{\text{SPA}_{\text{BOUR}}}^{\text{SPA}_{\oplus 1}} \cdot \mathcal{C}_{\text{BOM}}^{\text{SPA}_{\text{BOUR}}}$. Therefore, invoking the results that $\mathcal{C}_{\text{SPA}_{\text{BOUR}}}^{\text{SPA}_{\oplus 1}} = 1$ (Theorem 12) and $\mathcal{C}_{\text{BOM}}^{\text{SPA}_{\text{BOUR}}} \geq 0.2770$ (Theorem 7) or $\mathcal{C}_{\text{BOM}}^{\text{SPA}_{\text{BOUR}}} \geq 0.3817$ for asymmetric regular buyers [JLQ⁺19b, Theorem 1] finishes the lower bound analysis.

For the upper bound part, we analyze Example 5.1. The regularity of the constructed distributions can be easily checked by algebra. Below we verify the approximation ratio stated in this example.

We first lower bound the expected revenue in Bayesian Optimal Mechanism. Note that the seller can first sell the item to Buyer 2 with a take-it-or-leave-it price H , and get expected revenue $\frac{H}{H+1}$. With probability $\frac{1}{H+1}$, Buyer 2 does not purchase and then the item is sold to Buyer 1 with price a . Letting price H approach infinite, we obtain a lower bound of $1+a$ for the expected revenue in Bayesian Optimal Mechanism.

Next we analyze the expected revenue in 1-Duplicate Second Price Auction. By duplicating Buyer 1, the ex post revenue is always equal to a . Next, we compute the expected revenue by duplicating Buyer 2. In this case, the expected revenue can be expressed as

$$\int_0^a v \cdot 2F(v)F'(v) \cdot dv + 2aF(a)(1-F(a)) + \int_a^\infty v \cdot 2(1-F(v))F'(v) \cdot dv = 2\ln(1+a) - 1 + \frac{2}{a+1}$$

where three terms on the left-hand side correspond to the revenue contribution when (i) both Buyer 2 and her duplicate have values at most a , (ii) one of Buyer 2 and her duplicate has a value at most a , (iii) both Buyer 2 and her duplicate have values at least a , respectively.

Putting all the pieces together, we obtain the approximation ratio stated in Example 5.1 as desired. \square

For symmetric quasi-regular buyers, we formalize the revenue approximation in the following theorem. Its upper bound utilizes Example 5.2, which is the same as Example 4.2 in Section 4.1.

Theorem 14 (BOM vs. $\text{SPA}_{\oplus 1}$ – Symmetric Buyers). *For symmetric quasi-regular buyers, 1-Duplicate Second Price Auction achieves a tight $\mathcal{C}_{\text{BOM}}^{\text{SPA}_{\oplus 1}} \in [0.2770, 1 + (W_{-1}(-\frac{1}{e^2}))^{-1}]$ -approximation to Bayesian Optimal Mechanism, where the upper bound of $1 + (W_{-1}(-\frac{1}{e^2}))^{-1} \approx 0.6822$.*

Example 5.2 (Symmetric Quasi-Regular Instances for BOM vs. $\text{SPA}_{\oplus 1}$). Fix any $a \geq 0$. There are n symmetric buyers with independent and identical valuation distributions $\mathbf{F} = \{F\}^{\otimes n}$, where distribution F has cumulative density function $F(v) = \frac{v}{v+1/n}$ and support $\text{supp}(F) = [a, \infty)$. In this instance, $\frac{\text{SPA}_{\oplus 1}}{\text{SPA}_{\text{BOUR}}} = \frac{ae^{-1/a+1}}{a+1} + o_n(1)$, which is minimized at $1 + (W_{-1}(-\frac{1}{e^2}))^{-1} \approx 0.6822$ by setting $a = -(W_{-1}(-\frac{1}{e^2}) + 2)^{-1} \approx 0.8725$ and letting n approach infinity.

Proof of Theorem 14. The lower bound part is a direct implication of Theorem 13.

For the upper bound part, we analyze Example 5.2. Since Example 5.2 is the same as Example 4.2, using the analysis of Theorem 8, we know the constructed distribution is quasi-regular, and the expected revenue of Bayesian Optimal Mechanism is equal to

$$1 + a - \frac{1}{n}$$

Moreover, the expected revenue of 1-Duplicate Second Price Auction is at most Bayesian Optimal Uniform Reserve with one duplicate buyer, which is

$$a - \frac{((n+1)a+1)^{n+1}((n+1)a-n) - ((n+1)a)^{n+1}((n+1)a+1)}{(n+1)((n+1)a+1)^{n+1}} = ae^{\frac{1}{a}} + 1 + o_n(1)$$

Putting two pieces together, we obtain

$$\frac{\text{SPA}_{\oplus 1}}{\text{BOM}} = \frac{ae^{-\frac{1}{a}} + 1}{a+1} + o_n(1)$$

By considering the first-order condition of $\frac{ae^{-\frac{1}{a}}+1}{a+1}$, we know that the ratio is minimized at $1 + (W_{-1}(-\frac{1}{e^2}))^{-1} \approx 0.6822$ by setting $a = -(W_{-1}(-\frac{1}{e^2}) + 2)^{-1} \approx 0.8725$. \square

5.2 The Downward-Closed Settings

In this subsection, we consider the downward-closed settings, which generalize the single-item settings studied in Section 5.1. Instead of duplicating a single buyer, we study the revenue approximation of Second Price Auction which has a duplicate for each of n buyers. Specifically, in the duplicated environment, each buyer is replaced by a pair of buyers with the same valuation distribution. The feasible sets of the duplicated environment are defined such that (i) at most one buyer from each pair can be allocated, and (ii) the set of winners (who receive items) when naturally interpreted as a set of buyers from the original instance, is a feasible set in that instance.

The following Theorem 15 gives a (nontrivial) *approximation-preserving* generalization of [HR09a, Theorem 4.2] from MHR buyers to quasi-MHR buyers.

Theorem 15 (BOM vs. $\text{VCG}_{\oplus n}$). *For quasi-MHR buyers in a downward-closed setting, n -Duplicate VCG Auction achieves a tight $\mathcal{C}_{\text{BOM}}^{\text{VCG}_{\oplus n}} = \frac{1}{3}$ -approximation to Bayesian Optimal Mechanism (without duplicates). (The upper bound holds even for asymmetric MHR buyers.)*

The approximation guarantee in Theorem 15 holds even if we compare the expected revenue of n -Duplicate VCG Auction with the optimal expected social surplus, i.e., the first best benchmark. Since it is an approximation preserving generalization of [HR09a], the upper bound for MHR buyers naturally implies the upper bound for quasi-MHR buyers. Meanwhile, similar to the high-level proof idea in [HR09a], the lower bound argument heavily relies on Property 3 of Lemma 3.3 established in Section 3.

Proof of Theorem 15. The upper-bound part follows from [HR09a, Example 4.3]. For the lower bound part, we prove a stronger claim that the expected revenue of n -Duplicate VCG Auction is a $\frac{1}{3}$ approximation to the optimal expected social surplus, i.e., the first best benchmark. To show this claim, consider an arbitrary buyer i and her duplicate. Denote the maximum value between buyer i and her duplicate by $v_{(1;2)}^{(i)}$. Fix any valuation profile of all other buyers and their duplicates. In n -Duplicate VCG Auction, there exists a threshold t such that the buyer i or her duplicate receives an item if and only if $v_{(1;2)}^{(i)} \geq t$. Invoking Proposition 2.3 and Property 3, the conditional expected revenue contribution from buyer i and her duplicate is a $\frac{1}{3}$ -approximation to the conditional expected social welfare contribution from buyer i and her duplicate. Taking expectation over threshold t (i.e., other buyers and their duplicates' valuation profile) and summing over all buyers and their duplicates, we know that the expected revenue of n -Duplicate VCG Auction is a $\frac{1}{3}$ -approximation to the expected social welfare of n -Duplicate VCG Auction. Since n -Duplicate VCG Auction maximizes the expected social welfare in the duplicated environment, its expected social welfare is at least the optimal social welfare for the original instance (without duplicates). \square

6 Revenue Approximation by a Single Sample

In this section, we study the revenue maximization problem with a single sample access. A rapidly growing literature [DRY15, FILS15, HMR18, BGMM18, DZ20, FHL21, ABB22] has been established in this direction. An important motivation in this area is to identify and characterize the “minimum information” needed for achieving a meaningful revenue approximation guarantee.

We focus on the single-item setting for multiple buyers. In this model, the seller does not know the buyers’ valuation distributions \mathbf{F} , but has a single sample access of the first order statistic of the valuation profile. Specifically, while neither the valuation profile $\mathbf{v} = \{v_i\}_{i \in [n]}$ nor the valuation distributions $\mathbf{F} = \{F_i\}_{i \in [n]}$ is known by the seller, she has a single sample $s_{(1:n)} \sim F_{(1:n)}$ drawn from the (unknown) first order statistic (i.e., highest value) distribution $F_{(1:n)}$ and is independent with the realized valuation profiles $\{v_i\}_{i \in [n]}$.

We remark that the single sample access of the first order statistic can be viewed as the “minimal prior information”, since no bounded approximation guarantee can be achieved when the seller has no information about distributions \mathbf{F} , or has a sample access of k -th order statistic with $k \geq 2$.

Motivated by the approximate optimality of Bayesian Optimal Uniform Pricing in the Bayesian mechanism design setting (Theorem 6), we are interested in *Identity Pricing* that posts the realized sample $s_{(1:n)} \sim F_{(1:n)}$ from the first order statistic distribution as a take-it-or-leave-it price to all buyers. We present revenue approximation of Identity Pricing against both Bayesian Optimal Uniform Reserve and Bayesian Optimal Mechanism, both of which heavily rely on the knowledge of buyers distributions. All results in this section are summarized in Table 10 and Table 11.

	asymmetric multi-buyer	symmetric multi-buyer	single-buyer
\mathbb{F}_{reg}	TB = $\frac{1}{2}$ [DRY15, Thm 3.2] [Theorem 16]		
$\mathbb{F}_{\text{Q-reg}}$			
\mathbb{F}_{gen}	no revenue guarantee		

Table 10: Identity Pricing vs. Bayesian Optimal Uniform Reserve, the revenue guarantees in various single-item settings. We mark our results in **bold**.

	asymmetric multi-buyer	symmetric multi-buyer	single-buyer
\mathbb{F}_{reg}	LB \gtrsim 0.1908 [Theorem 19] UB \lesssim 0.3750 [Example 6.4]	TB = $\frac{1}{2}$ [Theorem 18]	TB = $\frac{1}{2}$ [DRY15, Thm 3.2]
$\mathbb{F}_{\text{Q-reg}}$	LB \gtrsim 0.1385 [Theorem 19] UB \lesssim 0.3750 [implication]	LB \gtrsim 0.1385 [implication] UB \lesssim 0.3978 [Example 6.5]	TB = $\frac{1}{2}$ [implication]
\mathbb{F}_{gen}	no revenue guarantee		

Table 11: Identity Pricing vs. Bayesian Optimal Mechanism, the revenue guarantees in various single-item settings. We mark our results in **bold**.

Revenue Approximation against SPA_{BOUR} . We first compare Identity Pricing and Bayesian Optimal Uniform Reserve in Theorem 16. We note that the revenue approximation $\mathcal{C}_{\text{SPA}_{\text{BOUR}}}^{\text{IP}} = \frac{1}{2}$ of Identity Pricing stated in this theorem is optimal among all deterministic mechanisms even for instances with a single regular buyer [ABB22, Table 1].

Theorem 16 (SPA_{BOUR} vs. IP). *For asymmetric quasi-regular buyers, Identity Pricing achieves a tight $C_{\text{SPA}_{\text{BOUR}}}^{\text{IP}} = \frac{1}{2}$ -approximation to Bayesian Optimal Uniform Reserve.*

Here we sketch the high-level proof idea behind Theorem 16. In the first step, we characterize the expected revenue of both Bayesian Optimal Uniform Reserve and Identity Pricing as functions of the first order statistic distribution $F_{(1:n)}$ (Lemmas 6.1 and 6.3 and Fact 6.2). Equipped with those characterizations, we then divide the expected revenue of each mechanism into two pieces. Utilizing the Condition 2 of quasi-regularity established in Proposition 3.1 and the quasi-regularity guarantee of order statistic in Theorem 3, we argue that for each piece, Identity Pricing is a 2-approximation to Bayesian Optimal Uniform Reserve. Below we first list the technical lemmas used in the first step and then provide the formal proof of Theorem 16.

Lemma 6.1 ([CGM15]). *For $n \geq 1$ asymmetric buyers and any price $p \geq 0$, the expected revenue of Second Price Auction with uniform reserve $r = p$ is*

$$\text{SPA}_{r=p} = p \cdot (1 - F_{(1:n)}(p)) + \int_p^\infty (1 - F_{(2:n)}(v)) \cdot dv$$

where $F_{(1:n)}$ and $F_{(2:n)}$ are the distributions of the first and second order statistic, respectively.

Fact 6.2 ([JLTX20]). *Given $n \geq 1$ many independent (but possibly asymmetric) distributions $\mathbf{F} = \{F_i\}_{i \in [n]}$, for every value $v \in \mathbb{R}_+$,*

$$F_{(2:n)}(v) \geq F_{(1:n)}(v) \cdot (1 - \ln F_{(1:n)}(v))$$

where $F_{(1:n)}$ and $F_{(2:n)}$ are the distributions of the first and second order statistic, respectively.

Lemma 6.3. *For $n \geq 1$ asymmetric buyers, the expected revenue of Identity Pricing is*

$$\text{IP} \geq \int_0^1 R_{(1:n)}(q) \cdot dq$$

where $R_{(1:n)}$ is the revenue curve induced by the first order statistic distribution $F_{(1:n)}$, i.e., $R_{(1:n)}(q) \triangleq q \cdot F_{(1:n)}^{-1}(q)$ for every quantile $q \in [0, 1]$. When there is no point mass in distribution $F_{(1:n)}$, the above inequality holds with equality.

Proof. Consider Identity Pricing in the quantile space. Recall that drawing a sample from the a given distribution (e.g., the first order statistic distribution $F_{(1:n)}$) is equivalent to draw a uniform quantile. Moreover, in Identity Pricing, the purchase happens if and only if the first order statistic from the realized valuation profile is at least than the realized sample. Thus, by the definition of revenue curve $R_{(1:n)}$, the expected revenue of Identity Pricing is at least (resp. exactly equal to) $\mathbb{E}_q[R_{(1:n)}(q)] = \int_0^1 R_{(1:n)}(q) \cdot dq$ (resp. if there is no point mass in distribution $F_{(1:n)}$). \square

Now we are ready to prove Theorem 16.

Proof of Theorem 16. In this analysis, with slight abuse of notations, we shorthand $F_{(1)}$, $R_{(1)}$ for $F_{(1:n)}$, $R_{(1:n)}$, respectively. Let r be the uniform reserve used in Bayesian Optimal Uniform Reserve. Invoking Lemma 6.1 and Fact 6.2, the expected revenue of Bayesian Optimal Uniform Reserve can be lower bounded by

$$\text{SPA}_{\text{BOUR}} \leq r \cdot (1 - F_{(1)}(r)) + \int_r^\infty (1 - F_{(1)}(v) \cdot (1 - \ln F_{(1)}(v))) \cdot dv$$

Let $q_r = 1 - F_{(1)}(r)$ be the quantile of reserve r in the first order statistic distribution $F_{(1)}$. Invoking Lemma 6.3, the expected revenue of Identity Pricing can be expressed as

$$\begin{aligned} \text{IP} &\geq \int_0^1 R_{(1)}(q) \cdot dq \\ &= \int_0^{q_r} \left(R_{(1)}(q) - \frac{q}{q_r} \cdot R_{(1)}(q_r) \right) \cdot dq + \int_{q_r}^1 \left(R_{(1)}(q) - \frac{1-q}{1-q_r} \cdot R_{(1)}(q_r) \right) \cdot dq + \frac{1}{2} R_{(1)}(q_r) \\ &= \int_0^{q_r} (R_{(1)}(q) - qr) \cdot dq + \int_{q_r}^1 \left(R_{(1)}(q) - \frac{1-q}{1-q_r} \cdot R_{(1)}(q_r) \right) \cdot dq + \frac{1}{2} R_{(1)}(q_r) \end{aligned}$$

where the second equality holds by algebra and the third equality holds since $r = \frac{R_{(1)}(q_r)}{q_r}$ by construction. Putting two pieces together, it suffices to bound the approximation of Identity Pricing against Bayesian Optimal Uniform Reserve by pieces as follows

$$\int_{q_r}^1 \left(R_{(1)}(q) - \frac{1-q}{1-q_r} \cdot R_{(1)}(q_r) \right) \cdot dq + \frac{1}{2} R_{(1)}(q_r) \geq \frac{1}{2} \cdot r \cdot (1 - F_{(1)}(r)) \quad (7)$$

$$\int_0^{q_r} (R_{(1)}(q) - qr) \cdot dq \geq \frac{1}{2} \cdot \int_r^\infty (1 - F_{(1)}(v) \cdot (1 - \ln F_{(1)}(v))) \cdot dv \quad (8)$$

Verify Inequality (7). Since all buyers are quasi-regular, Theorem 3 ensures the first order statistic distribution $F_{(1)}$ is also quasi-regular. Combining with Condition 2 for quasi-regularity in Proposition 3.1, we have $R_{(1)}(q) - \frac{1-q}{1-q_r} \cdot R_{(1)}(q_r) \geq 0$ for every quantile $q \in [q_r, 1]$. Thus, inequality (7) holds as

$$\int_{q_r}^1 \left(R_{(1)}(q) - \frac{1-q}{1-q_r} \cdot R_{(1)}(q_r) \right) \cdot dq + \frac{1}{2} R_{(1)}(q_r) \geq \frac{1}{2} R_{(1)}(q_r) = \frac{1}{2} \cdot r \cdot (1 - F_{(1)}(r))$$

where the equality is due to the definition of quantile q_r and revenue curve $R_{(1)}$.

Verify Inequality (8). We prove this inequality for any $r \geq 0$ (not necessarily the uniform reserve used in Bayesian Optimal Uniform Reserve) and any distribution (not necessarily quasi-regular). Moreover, to simplify the presentation, we use a differential element method argument.

Fix an infinitesimal $\Delta_q \geq 0$. Let $\mathcal{Q} = \{q_r - \ell \Delta_q \mid \ell \in [0 : \frac{q_r}{\Delta_q}]\}$. For any quantile $q \in [0, 1]$, let quantile $q^\dagger = q - \Delta_q$. Additionally, we denote by $v = \frac{R_{(1)}(q)}{q}$ and $v^\dagger = \frac{R_{(1)}(q^\dagger)}{q^\dagger}$ be their corresponding value (with respect to the first order statistic distribution $F_{(1)}$), respectively. Define $A(q)$ as

$$A(q) \triangleq \int_v^{v^\dagger} (1 - F_{(1)}(v) \cdot (1 - \ln F_{(1)}(v))) \cdot dv$$

By definition, we have

$$\frac{1}{2} \cdot \sum_{q \in \mathcal{Q}} A(q) = \text{right-hand side of inequality (8)}$$

Meanwhile, note that the left-hand side of inequality (8) is essentially the area of the region between the area under revenue curve $R_{(1)}$ and the area above straight line cross origin with slope r . We can partition this area into $|\mathcal{Q}|$ strips. Specifically, for each quantile $q \in \mathcal{Q}$, consider a strip that is the area enclosed by revenue curve $R_{(1)}$ and two straight lines cross origin with slopes v and v^\dagger ,

respectively. (Recall $v = R_{(1)}(q)/q$, $v^\dagger = R_{(1)}(q^\dagger)/q^\dagger$ and $q^\dagger = q - \Delta_q$.) See Figure 6 for a graphical illustration. Let $B(q)$ be the area of this strip. By definition, we have

$$\sum_{q \in \mathcal{Q}} B(q) = \text{left-hand side of inequality (8)}$$

Putting two pieces together, to verify inequality (8), it suffices to show for every quantile $q \in \mathcal{Q}$:

$$\frac{B(q)}{A(q)} \geq \frac{1}{2} - o_{\Delta_q}(1)$$

To see this, note that since Δ_q is sufficiently small, we can express $A(q)$ as

$$\begin{aligned} A(q) &= (v - v^\dagger) \cdot (1 - F_{(1)}(v) \cdot (1 - \ln F_{(1)}(v))) \cdot (1 \pm o_{\Delta_q}(1)) \\ &= \left(\frac{R_{(1)}(q) - \Delta_q R'_{(1)}(q)}{q - \Delta_q} - \frac{R_{(1)}(q)}{q} \right) \cdot (1 - (1 - q) \cdot (1 - \ln(1 - q))) \cdot (1 \pm o_{\Delta_q}(1)) \\ &= \frac{R_{(1)}(q) - R'_{(1)}(q) \cdot q}{q^2} \cdot \Delta_q \cdot (1 - (1 - q) \cdot (1 - \ln(1 - q))) \cdot (1 \pm o_{\Delta_q}(1)) \end{aligned}$$

where the second equality holds by construction and the third equality holds by algebra. Similarly, we can express $B(q)$ as

$$\begin{aligned} B(q) &= \frac{1}{2} \cdot q^\dagger \cdot (R_{(1)}(q^\dagger) - vq^\dagger) + \frac{1}{2} \cdot (q - q^\dagger) \cdot (R(q^\dagger) - vq^\dagger) \cdot (1 \pm o_{\Delta_q}(1)) \\ &= \frac{1}{2} \cdot (R_{(1)}(q) - R'_{(1)}(q) \cdot q) \cdot \Delta_q \cdot (1 \pm o_{\Delta_q}(1)) \end{aligned}$$

where the first equality holds by definition (see Figure 6 for a graphical illustration), and the second equality holds by construction. Combining the above two expressions, we have

$$\begin{aligned} \frac{B(q)}{A(q)} &= \frac{\frac{1}{2} \cdot (R_{(1)}(q) - R'_{(1)}(q) \cdot q) \cdot \Delta_q \cdot (1 \pm o_{\Delta_q}(1))}{\frac{R_{(1)}(q) - R'_{(1)}(q) \cdot q}{q^2} \cdot \Delta_q \cdot (1 - (1 - q) \cdot (1 - \ln(1 - q))) \cdot (1 \pm o_{\Delta_q}(1))} \\ &= \frac{q^2}{2(1 - \ln(1 - q))} \cdot (1 \pm o_{\Delta_q}(1)) \\ &\geq \frac{1}{2} \cdot (1 \pm o_{\Delta_q}(1)) \end{aligned}$$

which finishes the argument for inequality (8). Here the inequality holds since term $\frac{q^2}{2(1 - \ln(1 - q))}$ is decreasing in q and is equal to $\frac{1}{2}$ for $q = 1$.

Finally, to see this tightness of the revenue approximation ratio, consider a single buyer with regular distribution $F(v) = \frac{v}{v+1}$. For this instance, the expected revenue in Bayesian Optimal Uniform Reserve is 1, while the expected revenue in Identity Pricing is $\frac{1}{2}$. \square

For general instances with irregular buyers, the revenue gap between Identity Pricing and Bayesian Optimal Uniform Reserve (or even Bayesian Optimal Uniform Pricing) can be unbounded.³¹ However, the analysis of Theorem 16 can be reused to obtain the following theorem which compares Identity Pricing with Second Price Auction for asymmetric irregular buyers.

³¹To see this, consider a single-buyer instance, where the buyer has value 1 with probability ε for sufficiently small ε .

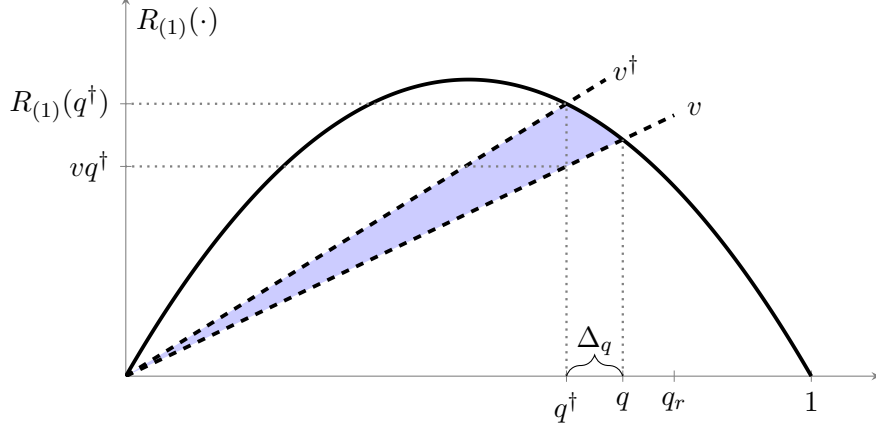


Figure 6: Graphical illustration of the analysis in Theorem 16. The blue area represents $B(q)$, which is used to characterize the left-hand side of inequality (8).

Theorem 17 (SPA vs. IP). *For arbitrary (independent) buyers, Identity Pricing achieves a tight $\mathcal{C}_{\text{SPA}}^{\text{IP}} = \frac{1}{2}$ -approximation to Second Price Auction.*

Proof. For the lower bound part, note that the argument for verifying inequality (8) (in the proof of Theorem 16) works for Second Price Auction (with $r = 0$) and general valuation distributions. For the upper bound, consider the following instance with two symmetric regular buyers. Let ε be a sufficiently small constant. Both buyers have valuation distribution F with cumulative density function $F(v) = \frac{v-1}{\varepsilon}$ and support $\text{supp}(F) = [1, 1 + \varepsilon]$. Invoking Lemma 6.1 and Lemma 6.3, the expected revenues of Second Price Auction and Identity Pricing are $1 + o_\varepsilon(1)$ and $\frac{1}{2} + o_\varepsilon(1)$, respectively. Thus, letting ε approach zero finishes the proof. \square

Revenue Approximation against BOM. Combining Theorem 16 with the revenue approximations obtained in Section 4.1, we obtain the revenue approximations of Identity Pricing against Bayesian Optimal Mechanism for asymmetric quasi-regular/regular buyers (Theorem 19), symmetric regular buyers (Theorem 18), and symmetric quasi-regular buyers (Theorem 20). It is worthwhile to highlight that Theorem 18 is a (nontrivial) *approximation-preserving* generalization of [DRY15] from a single regular buyer to multiple symmetric regular buyers.

Theorem 18 (BOM vs. IP). *For symmetric regular buyers, Identity Pricing achieves a tight $\mathcal{C}_{\text{BOM}}^{\text{IP}} = \frac{1}{2}$ -approximation to Bayesian Optimal Mechanism. (This guarantee is the best possible among deterministic sample-based mechanisms and is tight even for a single regular buyer.)*

Proof. For symmetric regular buyers, Bayesian Optimal Uniform Reserve and Bayesian Optimal Mechanism are the same. Thus, invoking Theorem 16 finishes the lower bound part. For the upper bound part, note that the instance constructed in the proof of Theorem 16 is also symmetric regular. \square

Theorem 19 (BOM vs. IP). *For asymmetric quasi-regular or regular buyers, Identity Pricing achieves a tight $\mathcal{C}_{\text{BOM}}^{\text{IP}} \in [0.1385, 0.3750]$ - or $\mathcal{C}_{\text{BOM}}^{\text{IP}} \in [0.1908, 0.3750]$ -approximation to Bayesian Optimal Mechanism, respectively.*

Example 6.4 (Asymmetric Regular Instances for BOM vs. IP). Fix any $a \geq 0$ and $\varepsilon > 0$. There are two regular asymmetric buyers. Buyer 1 has distribution F_1 with cumulative density function $F_1(v) = \frac{v-1}{\varepsilon}$ and support $\text{supp}(F_1) = [1, 1 + \varepsilon]$. Buyer 2 has distribution F_2 with cumulative density

function $F_2(v) = \frac{v}{v+a}$ and support $\text{supp}(F_2) = [0, \infty)$. In this instance, $\frac{\text{IP}}{\text{BOM}} = \frac{a^2+a+1}{2(a+1)^2} + o_\varepsilon(1)$, which is minimized at $\frac{3}{8} = 0.375$ by setting $a = 1$ and letting ε approach zero.³²

Proof of Theorem 19. For the lower bound part, note that $\mathcal{C}_{\text{BOM}}^{\text{IP}} \geq \mathcal{C}_{\text{SPA}_{\text{BOUR}}}^{\text{IP}} \cdot \mathcal{C}_{\text{BOM}}^{\text{SPA}_{\text{BOUR}}}$. Therefore, invoking the results that $\mathcal{C}_{\text{SPA}_{\text{BOUR}}}^{\text{IP}} = \frac{1}{2}$ (Theorem 16) and $\mathcal{C}_{\text{BOM}}^{\text{SPA}_{\text{BOUR}}} \geq 0.2770$ (Theorem 7) or $\mathcal{C}_{\text{BOM}}^{\text{SPA}_{\text{BOUR}}} \geq 0.3817$ for asymmetric regular buyers [JLQ⁺19b, Theorem 1] finishes the lower bound analysis.

For the upper bound part, we analyze Example 6.4. The regularity of the constructed distributions can be easily checked by algebra. Below we verify the approximation ratio stated in this example.

We first lower bound the expected revenue in Bayesian Optimal Mechanism. Note that the seller can first sell the item to Buyer 2 with a take-it-or-leave-it price H , and get expected revenue $\frac{aH}{H+1}$. With probability $\frac{1}{H+1}$, Buyer 2 does not purchase and then the item can be sold to Buyer 1 with price 1. Letting price H approach infinite, we obtain a lower bound of $1 + a$ for the expected revenue in Bayesian Optimal Mechanism.

For Identity Pricing, by straightforward calculation, its expected revenue can be expressed as

$$\text{IP} = \frac{1}{2} \frac{a}{1+a} \left(\frac{a}{1+a} + a \right) + \frac{1}{1+a} \left(\frac{1}{2} + \frac{1}{2} \frac{a}{1+a} \right) + o_\varepsilon(1)$$

where the first term (up to $o_\varepsilon(1)$ additive difference) is the expected revenue contribution from the event that the first order statistic sample is from Buyer 2's distribution F_2 , and the second term (up to $o_\varepsilon(1)$ additive difference) is the expected revenue contribution from the event that the first order statistic sample is from Buyer 1's distribution F_1 .

Putting all the pieces together, we obtain the approximation ratio stated in Example 6.4. \square

Theorem 20 (BOM vs. IP). *For symmetric quasi-regular buyers, Identity Pricing achieves a tight $\mathcal{C}_{\text{BOM}}^{\text{IP}} \in [0.1385, 0.3978]$ -approximation to Bayesian Optimal Mechanism. (This guarantee is the best possible among deterministic 1-sample mechanisms and is tight even for a single regular buyer.)*

Example 6.5 (Symmetric Quasi-Regular Instances for BOM vs. IP). Fix any $a \geq 0$ and $\varepsilon > 0$. There are n symmetric regular buyer with independent and identical valuation distributions $\mathbf{F} = \{F\}^{\otimes n}$, where distribution F has support $\text{supp}(F) = [1, \infty)$ and cumulative density function

$$F(v) = \begin{cases} \frac{v-1}{\varepsilon} & \text{if } v \leq v^\dagger \\ \frac{nv}{nv+a} & \text{if } v \geq v^\dagger \end{cases}$$

where v^\dagger is the unique positive solution of $\frac{v-1}{\varepsilon} = \frac{nv}{nv+a}$. In this instance, $\frac{\text{IP}}{\text{BOM}} = L(a) + o_{n,\varepsilon}(1)$. Here auxiliary function L is defined as

$$L(a) = \frac{\int_0^{1-e^{-a}} -\frac{aq}{\ln(1-q)} \cdot dq + \frac{1}{2} \left(1 - (1 - e^{-a})^2 \right)}{a+1}$$

which attains its unique minimum $\min_{a \geq 0} L(a) \approx 0.3978$ at $a \approx 0.6016$.

³²A slightly improved upper bound can be obtained by a carefully designed three-buyer instance with triangular distributions. We omit it since the improvement is negligible.

Proof of Theorem 20. The lower bound part is a direct implication of Theorem 19. For the upper bound part, we analyze Example 6.5. The regularity of the constructed distributions can be easily checked by algebra. Also see Figure 5c for a graphical illustration. Below we verify the approximation ratio stated in this example.

We first compute the expected revenue of Bayesian Optimal Mechanism. Let $T_{(n:n)}$ be the n -th order statistic of n i.i.d. uniform distribution with support $[0, 1]$. As a sanity check, the quantile of largest value $v_{(1:n)} \sim F$ drawn i.i.d. from distribution F is exactly $q_{(n:n)} \sim T_{(n:n)}$. Let R and \bar{R} be the revenue curve and ironed revenue curve induced by distribution F . Invoking Proposition 2.3, the expected revenue of Bayesian Optimal Mechanism can be expressed as

$$\text{BOM} = \mathbb{E} \left[\bar{R}'(q_{(n:n)}) \right] = \mathbb{E} \left[\bar{R}'(0) \cdot \mathbf{1}[q_{(0:0)} = 0] \right] + \mathbb{E} \left[\bar{R}'(q_{(n:n)}) \cdot \mathbf{1}[q_{(0:0)} > 0] \right] = a + 1 - \frac{a}{n}$$

where all expectations are taken over $q_{(n:n)} \sim T_{(n:n)}$. The last equality holds by the facts that $\mathbb{E} \left[\bar{R}'(0) \cdot \mathbf{1}[q_{(0:0)} = 0] \right] = a$ (implied by $R(0) = \frac{a}{n}$) and $\bar{R}'(q) = 1 - \frac{a}{n}$ for every $q \in (0, 1)$.

We next compute the expected revenue of Identity Pricing. Recall that v^\dagger is the unique positive solution of $\frac{v-1}{\varepsilon} = \frac{nv}{nv+a}$. Let $q^\dagger \triangleq 1 - F(v^\dagger)$. By the construction of distribution F , revenue curve $R_{(1:n)}$ induced by the first order statistic distribution $F_{(1:n)}$ is

$$\begin{aligned} \forall q \in [0, 1 - (1 - q^\dagger)^n] : \quad R_{(1:n)}(q) &= \frac{a}{n} \frac{(1 - q)^{\frac{1}{n}}}{1 - (1 - q)^{\frac{1}{n}}} \cdot q + o_\varepsilon(1) \\ \forall q \in [1 - (1 - q^\dagger)^n, 1] : \quad R_{(1:n)}(q) &= q + o_\varepsilon(1) \end{aligned}$$

Invoking Lemma 6.3, since the first order statistic distribution $F_{(1:n)}$ has no point mass, the expected revenue of Identity Pricing is

$$\begin{aligned} \text{IP} &= \int_0^1 R_{(1:n)}(q) \cdot dq \\ &= \int_0^{1 - (1 - q^\dagger)^n} \frac{a}{n} \frac{(1 - q)^{\frac{1}{n}}}{1 - (1 - q)^{\frac{1}{n}}} \cdot q \cdot dq + \int_{1 - (1 - q^\dagger)^n}^1 q \cdot dq + o_\varepsilon(1) \\ &= \int_0^{1 - e^{-a}} -\frac{aq}{\ln(1 - q)} \cdot dq + \frac{1}{2} \left(1 - (1 - e^{-a})^2 \right) + o_{n,\varepsilon}(1) \end{aligned}$$

where the last equality holds since $(1 - q^\dagger)^n = e^{-a} + o_{n,\varepsilon}(1)$ and $\frac{1}{n} \frac{(1 - q)^{\frac{1}{n}}}{1 - (1 - q)^{\frac{1}{n}}} = \frac{1}{-\ln(1 - q)} + o_{n,\varepsilon}(1)$.

Putting all the pieces together, we obtain the approximation ratio stated in Example 6.5. \square

Connection to Sample-Based Prophet Inequality. We conclude this section by discussing the connection between our results and the prophet inequality literature [Luc17, CFH⁺21]. In the classic prophet inequality problem where the decision maker has full knowledge about the valuation distributions, there is a simple reduction based on virtual value interpretation that converts the revenue maximization objective into the welfare maximization objective [Luc17].

In recent years, there has been a rapidly growing literature studying the sample-based prophet inequality problem, e.g., [CDFS22, RWW20, GLT22, CCES24, DKL⁺24, FLT⁺24]. To the best of our knowledge, all prior works in this direction focus on the welfare maximization problem (except for the single period (agent) problem studied in [DRY15]). Note that the aforementioned reduction from revenue maximization to welfare maximization cannot be applied in this model, since the virtual value calculation requires full knowledge about the valuation distributions. In this sense,

our results (Theorems 18 to 20) can be viewed as the first nontrivial competitive ratio guarantee for the revenue-maximization sample-based prophet inequality.

In the single-item welfare-maximization sample-based prophet inequality, posting the first order statistic sample achieves the optimal competitive ratio of $\frac{1}{2}$ [RWW20]. However, Example 6.4 (with two asymmetric regular buyers) gives a competitive ratio upper bound of $\frac{3}{8}$ for posting the first order statistic sample in the single-item revenue-maximization sample-based prophet inequality. This indicates that though revenue maximization and welfare maximization are essentially equivalent in the classic prophet inequality, there might exist a separation between these two objectives for the sample-based prophet inequality, and the revenue maximization is strictly harder (in terms of the competitive ratio).

7 The Sample Complexity of Revenue Maximization

In this section, we revisit the sample complexity of revenue maximization. A rapid growing literature [CR14, MR15, CGM15, MM16, RS16, DHP16, GN17, Syr17, GHZ19b, HT19, CHMY23, LSTW23, JLX23] has been established in this direction. We focus on two important mechanisms – Empirical Uniform Reserve and Empirical Myerson Auction and study the number of value samples needed to obtain a $(1 - \varepsilon)$ -approximation under quasi-MHR and quasi-regular distributions.

Unlike the single-sample setting (Section 6) where the goal is to design mechanisms with constant approximation, we address the more difficult task of *PAC-learnability of Bayesian mechanisms*. To this end, the first-order-statistic sample access $s_{(1:n)} \sim F_{(1:n)}$ is insufficient and, thus, must be replaced with the *full sample access* $\mathbf{s} \sim \mathbf{F}$.

7.1 Learning Empirical Uniform Reserve

In this subsection, we present the sample complexity of Empirical Uniform Reserve. Specifically, the goal is to learn a $(1 - \varepsilon)$ -approximation to Bayesian Optimal Uniform Reserve (that fully leverages the Bayesian information) using a finite number of full samples $\mathbf{s} \sim \mathbf{F}$.

Theorem 21 (The Sample Complexity of Empirical Uniform Reserve). *Given any $\varepsilon \in (0, 1)$ and $n \geq 1$ many asymmetric buyers, there exists an algorithm that accesses m samples and, with probability at least $(1 - \delta)$, returns an $(1 - \varepsilon)$ -approximate Empirical Uniform Reserve, when:*

- (i) *the buyers are quasi-regular and $m = O(\varepsilon^{-3} \log(\delta^{-1}\varepsilon^{-1})) = \tilde{O}(\varepsilon^{-3})$; or*
- (ii) *the buyers are quasi-MHR and $m = O(\varepsilon^{-2} \log(\delta^{-1}\varepsilon^{-1})) = \tilde{O}(\varepsilon^{-2})$.*

Theorem 21 is a *sample-complexity-preserving* generalization of [JLX23] from MHR (resp. regular) distributions to quasi-MHR (resp. quasi-regular) distributions. Moreover, the optimal sample complexity bound of quasi-regular is tight (up to logarithm factor), where the lower bound is achieved by regular distributions [HMR18, GHZ19b]. Both the algorithm and the analysis follow [JLX23] with the observation that the distributional properties (i.e., probability tail bounds) of MHR and regular distributions used in the prior work also hold for quasi-MHR and quasi-regular distributions.

Proof (Sketched) of Theorem 21. The algorithm in [JLX23, Section 3] works for general buyers;³³ different distributional assumptions are utilized only to establish different sample complexity bounds.

³³Indeed, the algorithm in [JLX23, Section 3] works even for *correlated* buyers.

To obtain the $\tilde{O}(\varepsilon^{-3})$ sample complexity bound for quasi-regular buyers, consider the analysis in [JLX23] of the same bound for regular buyers. In their analysis, the regularity condition is only used in [JLX23, Fact 4.13], which can be replaced with Condition 3 (in combination with Theorem 3).

To obtain the $\tilde{O}(\varepsilon^{-2})$ sample complexity bound for quasi-MHR buyers, consider the analysis in [JLX23] of the same bound for MHR buyers. In their analysis, the MHR condition is only used in [JLX23, Lemma 4.16, Item 1], which can be replaced with Condition 3 (in combination with Theorem 4). \square

7.2 Learning Empirical Myerson Auction

In this subsection, we present the sample complexity of Empirical Myerson Auction. Specifically, the goal is to learn a $(1 - \varepsilon)$ -approximation to Bayesian Optimal Mechanism (that fully leverages the Bayesian information) using a finite number of full samples $\mathbf{s} \sim \mathbf{F}$. We first discuss the result for quasi-MHR distributions and then discuss the result for quasi-regular distributions.

Quasi-MHR Buyers. We first present the result for quasi-MHR buyers.

Theorem 22 (The Sample Complexity of Empirical Myerson Auction for Quasi-MHR Buyers). *Given any $\varepsilon \in (0, 1)$ and $n \geq 1$ many asymmetric quasi-MHR buyers, there exists an algorithm that accesses $m = O(n\varepsilon^{-2} \log(\varepsilon^{-1}) \log(n\varepsilon^{-1}) \log(n\delta^{-1}\varepsilon^{-1})) = \tilde{O}(n\varepsilon^{-2})$ samples and, with probability at least $(1 - \delta)$, returns an $(1 - \varepsilon)$ -approximate Empirical Myerson Auction.*

Theorem 22 is a *sample-complexity-preserving* generalization of [GHZ19b] from MHR distributions to quasi-MHR distributions. Both the algorithm and the analysis follow [GHZ19b] with the observation that the following distributional property of MHR distributions used in the prior work also hold for quasi-MHR distributions.

Lemma 7.1 (Truncations of Quasi-MHR Distributions). *Given any $\varepsilon \in (0, 1)$ and $n \geq 1$ many asymmetric quasi-MHR distributions $\mathbf{F} = \{F_i\}_{i \in [n]}$, consider distributions $\tilde{\mathbf{F}} = \{\tilde{F}_i\}_{i \in [n]}$ derived from truncating $\mathbf{F} = \{F_i\}_{i \in [n]}$ to the bounded interval $[0, t]$, where the truncation point $t \triangleq 9 \ln(2/\varepsilon) \cdot \text{BOM}(\mathbf{F})$. The expected revenue of Bayesian Optimal Mechanism under truncated distributions $\tilde{\mathbf{F}}$ is an $(1 - \varepsilon)$ -approximation to the expected revenue under original distributions \mathbf{F} , i.e., $\text{BOM}(\tilde{\mathbf{F}}) \geq (1 - \varepsilon) \cdot \text{BOM}(\mathbf{F})$.*

Proof of Lemma 7.1. Without loss of generality, we normalize the distributions $\mathbf{F} = \{F_i\}_{i \in [n]}$ such that $\text{BOM}(\mathbf{F}) = 1$. Note the expected revenue of Bayesian Optimal Mechanism under distributions \mathbf{F} can be decomposed by

$$\text{BOM}(\mathbf{F}) = \mathbb{E}_{\mathbf{v} \sim \mathbf{F}}[\text{BOM}(\mathbf{v}) \cdot \mathbf{1}[\mathbf{v} \in [0, t]^n]] + \mathbb{E}_{\mathbf{v} \sim \mathbf{F}}[\text{BOM}(\mathbf{v}) \cdot \mathbf{1}[\mathbf{v} \notin [0, t]^n]]$$

Due to the construction of truncated distribution $\tilde{\mathbf{F}}$, we have

$$\mathbb{E}_{\mathbf{v} \sim \mathbf{F}}[\text{BOM}(\mathbf{v}) \cdot \mathbf{1}[\mathbf{v} \in [0, t]^n]] \leq \text{BOM}(\tilde{\mathbf{F}})$$

Meanwhile, we have

$$\mathbb{E}_{\mathbf{v} \sim \mathbf{F}}[\text{BOM}(\mathbf{v}) \cdot \mathbf{1}[\mathbf{v} \notin [0, t]^n]] \leq \mathbb{E}_{\mathbf{v} \sim \mathbf{F}}[v_{(1:n)} \cdot \mathbf{1}[\mathbf{v} \notin [0, t]^n]] = \int_t^\infty v \cdot dF_{(1:n)}(v)$$

We next upper bound $F_{(1:n)}(v)$ for all value $v \geq t$. Since the normalize that $\text{BOM}(\mathbf{F}) = 1$, the expected revenue of posting uniform price $p = e$ is at most 1, i.e., $e \cdot (1 - F_{(1:n)}(e)) \leq \text{BOM}(\mathbf{F}) \leq 1$,

and thus $F_{(1:n)}(e) \geq 1 - \frac{1}{e}$. Since all buyers are quasi-regular, by Theorem 4, the first order statistic distribution $F_{(1:n)}$ is also quasi-regular. Invoking Condition 3 in Proposition 3.2 with anchor value $v = e$, we have $F_{(1:n)}(v^\dagger) \geq 1 - e^{-v^\dagger/e}$ for every value $v^\dagger \geq t = 9 \ln(2/\varepsilon) > e$. Therefore,

$$\mathbb{E}_{\mathbf{v} \sim \mathbf{F}}[\text{BOM}(\mathbf{v}) \cdot \mathbf{1}[\mathbf{v} \notin [0, t]^n]] \leq \int_t^\infty v \cdot dF_{(1:n)}(v) \leq \int_t^\infty v \cdot d(1 - e^{-v/e}) \leq \varepsilon = \varepsilon \cdot \mathbb{E}_{\mathbf{v} \sim \mathbf{F}}[\text{BOM}(\mathbf{v})]$$

where the last inequality holds by algebra, and the last equality holds since the normalization that $\mathbb{E}_{\mathbf{v} \sim \mathbf{F}}[\text{BOM}(\mathbf{v})] = 1$.

Combining all results above, we obtain

$$\text{BOM}(\tilde{\mathbf{F}}) \geq (1 - \varepsilon) \cdot \mathbb{E}_{\mathbf{v} \sim \mathbf{F}}[\text{BOM}(\mathbf{v})]$$

which finishes the lemma analysis as desired. \square

Now we sketch the proof of Theorem 22.

Proof (Sketched) of Theorem 22. The algorithm in [GHZ19b, Section 3.1] works for general distributions, and different distributional assumptions are utilized only to establish different sample complexity bounds. Specifically, in [GHZ19b]'s proof of the bound $\tilde{O}(n\varepsilon^{-2})$ for MHR buyers, the MHR condition is only used in [GHZ19b, Lemma 17] (which summarizes the extreme value theorems by [CD15, DHP16, MR15]); that lemma considers certain truncations of MHR distributions and upper bounds the revenue loss in Bayesian Myerson Auction. Lemma 7.1 generalizes it to quasi-MHR distributions and is a surrogate to obtain the same bound $\tilde{O}(n\varepsilon^{-2})$ for quasi-MHR buyers. \square

Quasi-Regular Buyers. As we mentioned in the previous part (for quasi-MHR buyers), the algorithm developed in [GHZ19b, Section 3.1] works for general distributions. To obtain the sample complexity bound, the authors consider certain truncations of the original distributions and bound the revenue losses due to this truncation utilizing different distributional properties of MHR or regular distributions. For quasi-regular buyers, we conjecture that the revenue loss of truncating quasi-regular distributions has the same order as the loss of truncating regular distributions [DHP16, Lemma 6.6]. We formalize this conjecture in Conjecture 3 below. We prove this conjecture for single-buyer instances (i.e., $n = 1$) and leave the proof for the multi-buyer instances as a future direction.

Conjecture 3 (Truncations of Quasi-Regular Distributions). *Given any $\varepsilon \in (0, 1)$ and $n \geq 1$ many asymmetric quasi-regular distributions $\mathbf{F} = \{F_i\}_{i \in [n]}$, consider distributions $\tilde{\mathbf{F}} = \{\tilde{F}_i\}_{i \in [n]}$ derived from truncating $\mathbf{F} = \{F_i\}_{i \in [n]}$ to the bounded interval $[0, t]$, where the truncation point $t \triangleq (1/\varepsilon) \cdot \text{BOM}(\mathbf{F})$. The expected revenue of Bayesian Optimal Mechanism under truncated distributions $\tilde{\mathbf{F}}$ is an $(1 - \varepsilon)$ -approximation to the expected revenue under original distributions \mathbf{F} , i.e., $\text{BOM}(\tilde{\mathbf{F}}) \geq (1 - O(\varepsilon)) \cdot \text{BOM}(\mathbf{F})$.*

Proof of Conjecture 3 for $n = 1$. Since we are considering the single-buyer case, we drop the buyer index i for all notations in this argument. Without loss of generality, we normalize the distribution F such that $\max_p p(1 - F(p)) = \text{BOM}(F) = 1$.

Let r^* be the monopoly reserve of distribution F . If truncation point $t \geq r^*$, $\text{BOM}(\tilde{F}) = \text{BOM}(F)$ and thus the theorem statement holds. In the remainder of the analysis, we assume truncation point $t < r^*$. Since $\text{BOM}(F) = 1$, $F(r^*) = 1 - 1/r^*$. Since distribution F is quasi-regular, invoking Condition 3 in Proposition 3.1 with anchor value $v = r^*$, we have $F(t) \leq \frac{t}{t+r^*/(r^*-1)}$ since

truncation point $t < r^*$. Thus, the expected revenue under the truncated distribution can be lower bounded as

$$\text{BOM}(\tilde{F}) \geq t \left(1 - \tilde{F}(t)\right) = t(1 - F(t)) \geq t \left(1 - \frac{t}{t + \frac{r^*}{r^*-1}}\right) \geq 1 - \frac{\varepsilon}{1 - \varepsilon} = (1 - O(\varepsilon)) \cdot \text{BOM}(F)$$

where the last inequality holds by algebra and the construction that $t = \frac{1}{\varepsilon}$, and the last equality holds since the normalization that $\mathbb{E}_{\mathbf{v} \sim F}[\text{BOM}(\mathbf{v})] = 1$. \square

The following sample complexity bound for quasi-regular buyers holds under Conjecture 3.

Theorem 23 (The Sample Complexity of Empirical Myerson Auction for Quasi-Regular Buyers). *Assuming Conjecture 3 holds, given any $\varepsilon \in (0, 1)$ and $n \geq 1$ many asymmetric quasi-regular buyers, there exists an algorithm that accesses $m = O(n\varepsilon^{-3} \log(n\varepsilon^{-1}) \log(n\delta^{-1}\varepsilon^{-1})) = \tilde{O}(n\varepsilon^{-3})$ samples and, with probability at least $(1 - \delta)$, returns an $(1 - \varepsilon)$ -approximate Empirical Myerson Auction.*

Proof (Sketched) of Theorem 23. The algorithm in [GHZ19b, Section 3.1] works for general distributions, and different distributional assumptions are utilized only to establish different sample complexity bounds. Specifically, in [GHZ19b]’s proof of the bound $\tilde{O}(n\varepsilon^{-3})$ for regular buyers, the regularity condition is only used in [GHZ19b, Lemma 16] (which directly invokes [DHP16, Lemma 6.6]); that lemma considers certain truncations of regular distributions and upper bounds the revenue loss in Bayesian Myerson Auction. Conjecture 3 generalizes it to quasi-regular distributions and is a surrogate to obtain the same bound $\tilde{O}(n\varepsilon^{-3})$ for quasi-regular buyers. \square

8 Conclusions and Future Directions

In this work, we introduce the families of quasi-regular distributions $\mathbb{F}_{\text{q-reg}}$, and quasi-MHR distributions $\mathbb{F}_{\text{q-MHR}}$, as generalizations of the classic regular \mathbb{F}_{reg} and MHR distributions \mathbb{F}_{MHR} , respectively. Many structural properties of the original distribution families \mathbb{F}_{reg} , \mathbb{F}_{MHR} , such as probability tail bounds, extend naturally to these new families $\mathbb{F}_{\text{q-reg}}$, $\mathbb{F}_{\text{q-MHR}}$. Additionally, we demonstrate that while the original families are closed under the operation of the “i.i.d. order statistics” operation, the new families maintain closure under the “order statistic” operation.

Leveraging these structural properties, we extend various important and seminal results in single-parameter revenue maximization—revenue approximation by Bayesian simple mechanisms, by prior-independent mechanisms, by a single sample, and the sample-complexity of revenue maximization—to the new distribution families. Many of these results are approximation-preserving generalizations, requiring technically challenging analysis, and some also advance the state-of-the-art even for the original distribution family \mathbb{F}_{reg} .

There are many interesting directions for future research. First, an important next step would be to rigorously prove all conjectures posed in this work, particularly those that specify the tight bounds for various approximations. See Conjectures 1 to 3 and Tables 1 and 3 to 5 for details. Second, it would also be worthwhile to investigate whether other important revenue approximation results in the literature can be extended to these new distribution families. For instance, it would be valuable to extend the 2-approximation results of n -Duplicate VCG Auction and Bayesian Monopoly Reserves from regular buyers, as established in [HR09a, Theorems 3.7 and 4.4], to quasi-regular buyers within matroid environments, and to adapt the randomization techniques developed in [ABB22] to improve the revenue approximation by a single sample for quasi-regular buyers. Third, leveraging the structural results on order statistics developed in this work, it may be possible to

achieve improved (or even tight) competition complexity bounds [EFF⁺17] for multi-item auctions with unit-demand buyers. Finally, it would be worthwhile to explore whether these new distribution families exhibit additional desirable economic and mathematical properties. For example, are the new distribution families close under the “sum” or “i.i.d. sum” operations?

Acknowledgements

We are grateful to Zhiyi Huang for invaluable discussions, Hu Fu, Benjamin Golub, Jason Hartline, Pinyan Lu, Rad Niazadeh, and Tim Roughgarden for helpful comments on a preliminary version of this paper, and anonymous reviewers for their dedication to reading this paper.

References

- [AB20] Amine Allouah and Omar Besbes. Prior-independent optimal auctions. *Manag. Sci.*, 66(10):4417–4432, 2020. doi:10.1287/MNSC.2019.3459. 1
- [ABB22] Amine Allouah, Achraf Bahamou, and Omar Besbes. Pricing with samples. *Oper. Res.*, 70(2):1088–1104, 2022. doi:10.1287/OPRE.2021.2200. 1, 11, 48, 58
- [AGM09] Gagan Aggarwal, Gagan Goel, and Aranyak Mehta. Efficiency of (revenue-)optimal mechanisms. In John Chuang, Lance Fortnow, and Pearl Pu, editors, *Proceedings 10th ACM Conference on Electronic Commerce (EC-2009), Stanford, California, USA, July 6–10, 2009*, pages 235–242. ACM, 2009. doi:10.1145/1566374.1566408. 18, 19
- [AHN⁺19] Saeed Alaei, Jason D. Hartline, Rad Niazadeh, Emmanouil Pountourakis, and Yang Yuan. Optimal auctions vs. anonymous pricing. *Games Econ. Behav.*, 118:494–510, 2019. doi:10.1016/J.GEB.2018.08.003. 1, 6, 13, 32
- [Ala14] Saeed Alaei. Bayesian combinatorial auctions: Expanding single buyer mechanisms to many buyers. *SIAM J. Comput.*, 43(2):930–972, 2014. doi:10.1137/120878422. 1
- [BC23] Archit Bubna and Ashish Chiplunkar. Prophet inequality: Order selection beats random order. In Kevin Leyton-Brown, Jason D. Hartline, and Larry Samuelson, editors, *Proceedings of the 24th ACM Conference on Economics and Computation, EC 2023, London, United Kingdom, July 9-12, 2023*, pages 302–336. ACM, 2023. doi:10.1145/3580507.3597687. 1, 5, 34
- [BGL⁺21] Hedyeh Beyhaghi, Negin Golrezaei, Renato Paes Leme, Martin Pál, and Balasubramanian Sivan. Improved revenue bounds for posted-price and second-price mechanisms. *Oper. Res.*, 69(6):1805–1822, 2021. doi:10.1287/OPRE.2021.2121. 1
- [BGMM18] Moshe Babaioff, Yannai A. Gonczarowski, Yishay Mansour, and Shay Moran. Are two (samples) really better than one? In Éva Tardos, Edith Elkind, and Rakesh Vohra, editors, *Proceedings of the 2018 ACM Conference on Economics and Computation, Ithaca, NY, USA, June 18-22, 2018*, page 175. ACM, 2018. doi:10.1145/3219166.3219187. 1, 11, 48
- [BIKK18] Moshe Babaioff, Nicole Immorlica, David Kempe, and Robert Kleinberg. Matroid secretary problems. *J. ACM*, 65(6):35:1–35:26, 2018. doi:10.1145/3212512. 7

- [BK96] Jeremy Bulow and Paul Klemperer. Auctions versus negotiations. *The American Economic Review*, 86(1):180–194, 1996. URL: <http://www.jstor.org/stable/2118262>. 1, 8, 9, 13, 43, 44
- [BMP63] Richard E. Barlow, Albert W. Marshall, and Frank Proschan. Properties of probability distributions with monotone hazard rate. *The Annals of Mathematical Statistics*, 34(2):375–389, 1963. URL: <http://www.jstor.org/stable/2238381>. 1, 2
- [BR89] Jeremy Bulow and John Roberts. The simple economics of optimal auctions. *Journal of Political Economy*, 97(5):1060–1090, 1989. URL: <http://www.jstor.org/stable/1831886>. 14, 15
- [CBL06] Nicolo Cesa-Bianchi and Gábor Lugosi. *Prediction, learning, and games*. Cambridge university press, 2006. doi:10.1017/CB09780511546921. 10
- [CCES24] José Correa, Andrés Cristi, Boris Epstein, and José A. Soto. Sample-driven optimal stopping: From the secretary problem to the i.i.d. prophet inequality. *Math. Oper. Res.*, 49(1):441–475, 2024. doi:10.1287/MOOR.2023.1363. 54
- [CD15] Yang Cai and Constantinos Daskalakis. Extreme value theorems for optimal multidimensional pricing. *Games Econ. Behav.*, 92:266–305, 2015. doi:10.1016/J.GEB.2015.02.003. 1, 12, 13, 57
- [CDFS22] José Correa, Paul Dütting, Felix A. Fischer, and Kevin Schewior. Prophet inequalities for independent and identically distributed random variables from an unknown distribution. *Math. Oper. Res.*, 47(2):1287–1309, 2022. doi:10.1287/MOOR.2021.1167. 54
- [CDO+22] Xi Chen, Ilias Diakonikolas, Anthi Orfanou, Dimitris Pappas, Xiaorui Sun, and Mihalis Yannakakis. On the complexity of optimal lottery pricing and randomized mechanisms for a unit-demand buyer. *SIAM J. Comput.*, 51(3):492–548, 2022. doi:10.1137/17M1136481. 13
- [CDP+18] Xi Chen, Ilias Diakonikolas, Dimitris Pappas, Xiaorui Sun, and Mihalis Yannakakis. The complexity of optimal multidimensional pricing for a unit-demand buyer. *Games Econ. Behav.*, 110:139–164, 2018. doi:10.1016/J.GEB.2018.03.016. 13
- [CDW21] Yang Cai, Nikhil R. Devanur, and S. Matthew Weinberg. A duality-based unified approach to bayesian mechanism design. *SIAM J. Comput.*, 50(3), 2021. doi:10.1137/16M1100113. 13
- [CEG+10] Tanmoy Chakraborty, Eyal Even-Dar, Sudipto Guha, Yishay Mansour, and S. Muthukrishnan. Approximation schemes for sequential posted pricing in multi-unit auctions. In Amin Saberi, editor, *Internet and Network Economics - 6th International Workshop, WINE 2010, Stanford, CA, USA, December 13-17, 2010. Proceedings*, volume 6484 of *Lecture Notes in Computer Science*, pages 158–169. Springer, 2010. doi:10.1007/978-3-642-17572-5_13. 1
- [CFH+21] José Correa, Patricio Foncea, Ruben Hoeksma, Tim Oosterwijk, and Tjark Vredeveld. Posted price mechanisms and optimal threshold strategies for random arrivals. *Math. Oper. Res.*, 46(4):1452–1478, 2021. doi:10.1287/MOOR.2020.1105. 1, 54

- [CFPV19] José Correa, Patricio Foncea, Dana Pizarro, and Victor Verdugo. From pricing to prophets, and back! *Oper. Res. Lett.*, 47(1):25–29, 2019. doi:10.1016/J.ORL.2018.11.010. 5
- [CG00] Yeon-Koo Che and Ian L. Gale. The optimal mechanism for selling to a budget-constrained buyer. *J. Econ. Theory*, 92(2):198–233, 2000. doi:10.1006/JETH.1999.2639. 13
- [CGM15] Nicolò Cesa-Bianchi, Claudio Gentile, and Yishay Mansour. Regret minimization for reserve prices in second-price auctions. *IEEE Trans. Inf. Theory*, 61(1):549–564, 2015. doi:10.1109/TIT.2014.2365772. 1, 49, 55
- [CH13] Shuchi Chawla and Jason D. Hartline. Auctions with unique equilibria. In Michael J. Kearns, R. Preston McAfee, and Éva Tardos, editors, *Proceedings of the fourteenth ACM Conference on Electronic Commerce, EC 2013, Philadelphia, PA, USA, June 16-20, 2013*, pages 181–196. ACM, 2013. doi:10.1145/2492002.2483188. 3
- [CHK07] Shuchi Chawla, Jason D. Hartline, and Robert D. Kleinberg. Algorithmic pricing via virtual valuations. In Jeffrey K. MacKie-Mason, David C. Parkes, and Paul Resnick, editors, *Proceedings 8th ACM Conference on Electronic Commerce (EC-2007), San Diego, California, USA, June 11-15, 2007*, pages 243–251. ACM, 2007. doi:10.1145/1250910.1250946. 13
- [CHMS10] Shuchi Chawla, Jason D. Hartline, David L. Malec, and Balasubramanian Sivan. Multi-parameter mechanism design and sequential posted pricing. In Leonard J. Schulman, editor, *Proceedings of the 42nd ACM Symposium on Theory of Computing, STOC 2010, Cambridge, Massachusetts, USA, 5-8 June 2010*, pages 311–320. ACM, 2010. doi:10.1145/1806689.1806733. 1, 7, 13, 32, 35, 36, 37
- [CHMY23] Ziyun Chen, Zhiyi Huang, Dorsa Majdi, and Zipeng Yan. Strong revenue (non-)monotonicity of single-parameter auctions. In Kevin Leyton-Brown, Jason D. Hartline, and Larry Samuelson, editors, *Proceedings of the 24th ACM Conference on Economics and Computation, EC 2023, London, United Kingdom, July 9-12, 2023*, pages 452–471. ACM, 2023. doi:10.1145/3580507.3597745. 1, 55
- [CKK⁺15] Ioannis Caragiannis, Christos Kaklamanis, Panagiotis Kanellopoulos, Maria Kyropoulou, Brendan Lucier, Renato Paes Leme, and Éva Tardos. Bounding the inefficiency of outcomes in generalized second price auctions. *J. Econ. Theory*, 156:343–388, 2015. doi:10.1016/J.JET.2014.04.010. 3
- [CKS16] George Christodoulou, Annamária Kovács, and Michael Schapira. Bayesian combinatorial auctions. *J. ACM*, 63(2):11:1–11:19, 2016. doi:10.1145/2835172. 3
- [CKST16] George Christodoulou, Annamária Kovács, Alkmini Sgouritsa, and Bo Tang. Tight bounds for the price of anarchy of simultaneous first-price auctions. *ACM Trans. Economics and Comput.*, 4(2):9:1–9:33, 2016. doi:10.1145/2847520. 3
- [Cla71] Edward H. Clarke. Multipart pricing of public goods. *Public Choice*, 11:17–33, 1971. URL: <http://www.jstor.org/stable/30022651>. 3, 7
- [CMS15] Shuchi Chawla, David L. Malec, and Balasubramanian Sivan. The power of randomness in bayesian optimal mechanism design. *Games Econ. Behav.*, 91:297–317, 2015. doi:10.1016/j.geb.2012.08.010. 13

- [CR14] Richard Cole and Tim Roughgarden. The sample complexity of revenue maximization. In David B. Shmoys, editor, *Symposium on Theory of Computing, STOC 2014, New York, NY, USA, May 31 - June 03, 2014*, pages 243–252. ACM, 2014. doi:10.1145/2591796.2591867. 1, 2, 55
- [CS14] Shuchi Chawla and Balasubramanian Sivan. Bayesian algorithmic mechanism design. *SIGecom Exch.*, 13(1):5–49, 2014. doi:10.1145/2692375.2692378. 1
- [CSS06] Peter C Cramton, Yoav Shoham, and Richard Steinberg. *Combinatorial Auctions*. MIT Press, 2006. URL: https://books.google.com.hk/books?id=N_IYAQAIAAJ. 3
- [DFK16] Paul Dütting, Felix Fischer, and Max Klimm. Revenue gaps for static and dynamic posted pricing of homogeneous goods. *CoRR*, abs/1607.07105, 2016. arXiv:1607.07105. 1, 7, 32, 35, 36, 37
- [DHP16] Nikhil R. Devanur, Zhiyi Huang, and Christos-Alexandros Psomas. The sample complexity of auctions with side information. In Daniel Wichs and Yishay Mansour, editors, *Proceedings of the 48th Annual ACM SIGACT Symposium on Theory of Computing, STOC 2016, Cambridge, MA, USA, June 18-21, 2016*, pages 426–439. ACM, 2016. doi:10.1145/2897518.2897553. 1, 12, 55, 57, 58
- [DKL⁺24] Paul Dütting, Thomas Kesselheim, Brendan Lucier, Rebecca Reiffenhäuser, and Sahil Singla. Online combinatorial allocations and auctions with few samples. *CoRR*, abs/2409.11091, 2024. arXiv:2409.11091. 54
- [DN04] Herbert A David and Haikady N Nagaraja. *Order Statistics*. Wiley Series in Probability and Statistics. Wiley, 2004. URL: <https://books.google.com.hk/books?id=bdhzFXg6xFkC>. 40
- [DRS12] Shaddin Dughmi, Tim Roughgarden, and Mukund Sundararajan. Revenue submodularity. *Theory Comput.*, 8(1):95–119, 2012. doi:10.4086/TOC.2012.V008A005. 1, 9
- [DRY15] Peerapong Dhangwatnotai, Tim Roughgarden, and Qiqi Yan. Revenue maximization with a single sample. *Games Econ. Behav.*, 91:318–333, 2015. doi:10.1016/J.GEB.2014.03.011. 1, 7, 8, 9, 10, 11, 13, 38, 41, 48, 52, 54
- [DW17] Nikhil R. Devanur and S. Matthew Weinberg. The optimal mechanism for selling to a budget constrained buyer: The general case. In Constantinos Daskalakis, Moshe Babaioff, and Hervé Moulin, editors, *Proceedings of the 2017 ACM Conference on Economics and Computation, EC '17, Cambridge, MA, USA, June 26-30, 2017*, pages 39–40. ACM, 2017. doi:10.1145/3033274.3085132. 13
- [DZ20] Constantinos Daskalakis and Manolis Zampetakis. More revenue from two samples via factor revealing sdps. In Péter Biró, Jason D. Hartline, Michael Ostrovsky, and Ariel D. Procaccia, editors, *EC '20: The 21st ACM Conference on Economics and Computation, Virtual Event, Hungary, July 13-17, 2020*, pages 257–272. ACM, 2020. doi:10.1145/3391403.3399543. 1, 11, 48
- [EFF⁺17] Alon Eden, Michal Feldman, Ophir Friedler, Inbal Talgam-Cohen, and S. Matthew Weinberg. The competition complexity of auctions: A bulow-klemperer result for multi-dimensional bidders. In Constantinos Daskalakis, Moshe Babaioff, and Hervé

- Moulin, editors, *Proceedings of the 2017 ACM Conference on Economics and Computation, EC '17, Cambridge, MA, USA, June 26-30, 2017*, page 343. ACM, 2017. doi:10.1145/3033274.3085115. 59
- [EOS07] Benjamin Edelman, Michael Ostrovsky, and Michael Schwarz. Internet advertising and the generalized second-price auction: Selling billions of dollars worth of keywords. *American Economic Review*, 97(1):242–259, March 2007. doi:10.1257/aer.97.1.242. 3
- [FFGL20] Michal Feldman, Hu Fu, Nick Gravin, and Brendan Lucier. Simultaneous auctions without complements are (almost) efficient. *Games Econ. Behav.*, 123:327–341, 2020. doi:10.1016/J.GEB.2015.11.009. 3
- [FHL19] Yiding Feng, Jason D. Hartline, and Yingkai Li. Optimal auctions vs. anonymous pricing: Beyond linear utility. In Anna R. Karlin, Nicole Immorlica, and Ramesh Johari, editors, *Proceedings of the 2019 ACM Conference on Economics and Computation, EC 2019, Phoenix, AZ, USA, June 24-28, 2019*, pages 885–886. ACM, 2019. doi:10.1145/3328526.3329603. 13
- [FHL21] Yiding Feng, Jason D. Hartline, and Yingkai Li. Revelation gap for pricing from samples. In Samir Khuller and Virginia Vassilevska Williams, editors, *STOC '21: 53rd Annual ACM SIGACT Symposium on Theory of Computing, Virtual Event, Italy, June 21-25, 2021*, pages 1438–1451. ACM, 2021. doi:10.1145/3406325.3451057. 1, 11, 48
- [FILS15] Hu Fu, Nicole Immorlica, Brendan Lucier, and Philipp Strack. Randomization beats second price as a prior-independent auction. In Tim Roughgarden, Michal Feldman, and Michael Schwarz, editors, *Proceedings of the Sixteenth ACM Conference on Economics and Computation, EC '15, Portland, OR, USA, June 15-19, 2015*, page 323. ACM, 2015. doi:10.1145/2764468.2764489. 1, 11, 48
- [FLR19] Hu Fu, Christopher Liaw, and Sikander Randhawa. The vickrey auction with a single duplicate bidder approximates the optimal revenue. In Anna R. Karlin, Nicole Immorlica, and Ramesh Johari, editors, *Proceedings of the 2019 ACM Conference on Economics and Computation, EC 2019, Phoenix, AZ, USA, June 24-28, 2019*, pages 419–420. ACM, 2019. doi:10.1145/3328526.3329597. 1, 8, 9, 13, 45
- [FLT⁺24] Hu Fu, Pinyan Lu, Zhihao Gavin Tang, Hongxun Wu, Jinzhao Wu, and Qianfan Zhang. Sample-based matroid prophet inequalities. *CoRR*, abs/2406.12799, 2024. arXiv:2406.12799. 54
- [GHZ19a] Chenghao Guo, Zhiyi Huang, and Xinzhi Zhang. Sample complexity of single-parameter revenue maximization. *SIGecom Exch.*, 17(2):62–70, 2019. doi:10.1145/3381329.3381336. 1
- [GHZ19b] Chenghao Guo, Zhiyi Huang, and Xinzhi Zhang. Settling the sample complexity of single-parameter revenue maximization. In Moses Charikar and Edith Cohen, editors, *Proceedings of the 51st Annual ACM SIGACT Symposium on Theory of Computing, STOC 2019, Phoenix, AZ, USA, June 23-26, 2019*, pages 662–673. ACM, 2019. doi:10.1145/3313276.3316325. 1, 12, 13, 55, 56, 57, 58

- [GLT22] Nick Gravin, Hao Li, and Zhihao Gavin Tang. Optimal prophet inequality with less than one sample. In Kristoffer Arnsfelt Hansen, Tracy Xiao Liu, and Azarakhsh Malekian, editors, *Web and Internet Economics - 18th International Conference, WINE 2022, Troy, NY, USA, December 12-15, 2022, Proceedings*, volume 13778 of *Lecture Notes in Computer Science*, pages 115–131. Springer, 2022. doi:10.1007/978-3-031-22832-2_7. 54
- [GN17] Yannai A. Gonczarowski and Noam Nisan. Efficient empirical revenue maximization in single-parameter auction environments. In Hamed Hatami, Pierre McKenzie, and Valerie King, editors, *Proceedings of the 49th Annual ACM SIGACT Symposium on Theory of Computing, STOC 2017, Montreal, QC, Canada, June 19-23, 2017*, pages 856–868. ACM, 2017. doi:10.1145/3055399.3055427. 1, 55
- [GPZ21] Yiannis Giannakopoulos, Diogo Poças, and Keyu Zhu. Optimal pricing for MHR and λ -regular distributions. *ACM Trans. Economics and Comput.*, 9(1):2:1–2:28, 2021. doi:10.1145/3434423. 1
- [Gro73] Theodore Groves. Incentives in teams. *Econometrica*, 41(4):617–631, 1973. URL: <http://www.jstor.org/stable/1914085>. 3, 7
- [Har16] Jason D Hartline. Mechanism design and approximation. *Book draft*, 2016. 1, 7, 15, 32, 35, 36, 37
- [HJL20] Jason D. Hartline, Aleck C. Johnsen, and Yingkai Li. Benchmark design and prior-independent optimization. In Sandy Irani, editor, *61st IEEE Annual Symposium on Foundations of Computer Science, FOCS 2020, Durham, NC, USA, November 16-19, 2020*, pages 294–305. IEEE, 2020. doi:10.1109/FOCS46700.2020.00036. 1
- [HMR18] Zhiyi Huang, Yishay Mansour, and Tim Roughgarden. Making the most of your samples. *SIAM J. Comput.*, 47(3):651–674, 2018. doi:10.1137/16M1065719. 1, 2, 10, 11, 12, 48, 55
- [HR08] Jason D. Hartline and Tim Roughgarden. Optimal mechanism design and money burning. In Cynthia Dwork, editor, *Proceedings of the 40th Annual ACM Symposium on Theory of Computing, Victoria, British Columbia, Canada, May 17-20, 2008*, pages 75–84. ACM, 2008. doi:10.1145/1374376.1374390. 4
- [HR09a] Jason D. Hartline and Tim Roughgarden. Simple versus optimal mechanisms. In John Chuang, Lance Fortnow, and Pearl Pu, editors, *Proceedings 10th ACM Conference on Electronic Commerce (EC-2009), Stanford, California, USA, July 6–10, 2009*, pages 225–234. ACM, 2009. doi:10.1145/1566374.1566407. 1, 6, 7, 8, 9, 10, 13, 18, 22, 23, 32, 37, 38, 41, 47, 58
- [HR09b] Jason D. Hartline and Tim Roughgarden. Simple versus optimal mechanisms. *SIGecom Exch.*, 8(1), 2009. doi:10.1145/1598780.1598785. 1
- [HR14] Jason D. Hartline and Tim Roughgarden. Optimal platform design. *CoRR*, abs/1412.8518, 2014. arXiv:1412.8518. 1, 2, 4, 13, 16, 43, 44
- [HT19] Jason D. Hartline and Samuel Taggart. Sample complexity for non-truthful mechanisms. In Anna R. Karlin, Nicole Immorlica, and Ramesh Johari, editors, *Proceedings of the 2019 ACM Conference on Economics and Computation, EC 2019*,

- Phoenix, AZ, USA, June 24-28, 2019*, pages 399–416. ACM, 2019.
[doi:10.1145/3328526.3329632](https://doi.org/10.1145/3328526.3329632). 1, 55
- [JLZ22] Yaonan Jin, Shunhua Jiang, Pinyan Lu, and Hengjie Zhang. Tight revenue gaps among multiunit mechanisms. *SIAM J. Comput.*, 51(5):1535–1579, 2022.
[doi:10.1137/21M1456364](https://doi.org/10.1137/21M1456364). 1, 7
- [JL23a] Yaonan Jin and Pinyan Lu. First price auction is $1-1/e^2$ efficient. *J. ACM*, 70(5):36:1–36:86, 2023. [doi:10.1145/3617902](https://doi.org/10.1145/3617902). 3
- [JL23b] Yaonan Jin and Pinyan Lu. The price of stability for first price auction. In Nikhil Bansal and Viswanath Nagarajan, editors, *Proceedings of the 2023 ACM-SIAM Symposium on Discrete Algorithms, SODA 2023, Florence, Italy, January 22-25, 2023*, pages 332–352. SIAM, 2023. [doi:10.1137/1.9781611977554.ch14](https://doi.org/10.1137/1.9781611977554.ch14). 3
- [JL24] Yaonan Jin and Pinyan Lu. Benchmark-tight approximation ratio of simple mechanism for a unit-demand buyer. In *65th IEEE Annual Symposium on Foundations of Computer Science, FOCS 2024, Chicago, IL, USA, October 27-30, 2024*. IEEE, 2024. 13
- [JLQ19a] Yaonan Jin, Weian Li, and Qi Qi. On the approximability of simple mechanisms for MHR distributions. In Ioannis Caragiannis, Vahab S. Mirrokni, and Evdokia Nikolova, editors, *Web and Internet Economics - 15th International Conference, WINE 2019, New York, NY, USA, December 10-12, 2019, Proceedings*, volume 11920 of *Lecture Notes in Computer Science*, pages 228–240. Springer, 2019.
[doi:10.1007/978-3-030-35389-6_17](https://doi.org/10.1007/978-3-030-35389-6_17). 1
- [JLQ⁺19b] Yaonan Jin, Pinyan Lu, Qi Qi, Zhihao Gavin Tang, and Tao Xiao. Tight approximation ratio of anonymous pricing. In Moses Charikar and Edith Cohen, editors, *Proceedings of the 51st Annual ACM SIGACT Symposium on Theory of Computing, STOC 2019, Phoenix, AZ, USA, June 23-26, 2019*, pages 674–685. ACM, 2019. [doi:10.1145/3313276.3316331](https://doi.org/10.1145/3313276.3316331). 1, 6, 13, 25, 32, 37, 46, 53
- [JLQ⁺19c] Yaonan Jin, Pinyan Lu, Qi Qi, Zhihao Gavin Tang, and Tao Xiao. Tight revenue gaps among simple and optimal mechanisms. *SIGecom Exch.*, 17(2):54–61, 2019.
[doi:10.1145/3381329.3381335](https://doi.org/10.1145/3381329.3381335). 1, 37
- [JLTX20] Yaonan Jin, Pinyan Lu, Zhihao Gavin Tang, and Tao Xiao. Tight revenue gaps among simple mechanisms. *SIAM J. Comput.*, 49(5):927–958, 2020.
[doi:10.1137/19M126178X](https://doi.org/10.1137/19M126178X). 1, 5, 6, 7, 13, 32, 33, 34, 37, 49
- [JLX23] Yaonan Jin, Pinyan Lu, and Tao Xiao. Learning reserve prices in second-price auctions. In Yael Tauman Kalai, editor, *14th Innovations in Theoretical Computer Science Conference, ITCS 2023, January 10-13, 2023, MIT, Cambridge, Massachusetts, USA*, volume 251 of *LIPICs*, pages 75:1–75:24. Schloss Dagstuhl - Leibniz-Zentrum für Informatik, 2023. [doi:10.4230/LIPICs.ITCS.2023.75](https://doi.org/10.4230/LIPICs.ITCS.2023.75). 1, 12, 13, 55, 56
- [JMZ22] Jiashuo Jiang, Will Ma, and Jiawei Zhang. Tight guarantees for multi-unit prophet inequalities and online stochastic knapsack. In Joseph (Seffi) Naor and Niv Buchbinder, editors, *Proceedings of the 2022 ACM-SIAM Symposium on Discrete*

- Algorithms, SODA 2022, Virtual Conference / Alexandria, VA, USA, January 9 - 12, 2022*, pages 1221–1246. SIAM, 2022. doi:10.1137/1.9781611977073.51. 1
- [KSM⁺19] Pravesh Kothari, Sahil Singla, Divyarthi Mohan, Ariel Schwartzman, and S. Matthew Weinberg. Approximation schemes for a unit-demand buyer with independent items via symmetries. In David Zuckerman, editor, *60th IEEE Annual Symposium on Foundations of Computer Science, FOCS 2019, Baltimore, Maryland, USA, November 9-12, 2019*, pages 220–232. IEEE Computer Society, 2019. doi:10.1109/FOCS.2019.00023. 13
- [LM24] Vasilis Livanos and Ruta Mehta. Minimization is harder in the prophet world. In David P. Woodruff, editor, *Proceedings of the 2024 ACM-SIAM Symposium on Discrete Algorithms, SODA 2024, Alexandria, VA, USA, January 7-10, 2024*, pages 424–461. SIAM, 2024. doi:10.1137/1.9781611977912.17. 1, 13, 68
- [LSTW23] Renato Paes Leme, Balasubramanian Sivan, Yifeng Teng, and Pratik Worah. Pricing query complexity of revenue maximization. In Nikhil Bansal and Viswanath Nagarajan, editors, *Proceedings of the 2023 ACM-SIAM Symposium on Discrete Algorithms, SODA 2023, Florence, Italy, January 22-25, 2023*, pages 399–415. SIAM, 2023. doi:10.1137/1.9781611977554.CH17. 1, 55
- [Luc17] Brendan Lucier. An economic view of prophet inequalities. *SIGecom Exch.*, 16(1):24–47, 2017. doi:10.1145/3144722.3144725. 54
- [Mil00] Paul Milgrom. Putting auction theory to work: The simultaneous ascending auction. *Journal of Political Economy*, 108(2):245–272, 2000. doi:10.1086/262118. 3
- [MM16] Mehryar Mohri and Andres Muñoz Medina. Learning algorithms for second-price auctions with reserve. *J. Mach. Learn. Res.*, 17:74:1–74:25, 2016. URL: <http://jmlr.org/papers/v17/14-499.html>. 1, 55
- [MR15] Jamie Morgenstern and Tim Roughgarden. On the pseudo-dimension of nearly optimal auctions. In Corinna Cortes, Neil D. Lawrence, Daniel D. Lee, Masashi Sugiyama, and Roman Garnett, editors, *Advances in Neural Information Processing Systems 28: Annual Conference on Neural Information Processing Systems 2015, December 7-12, 2015, Montreal, Quebec, Canada*, pages 136–144, 2015. URL: <https://proceedings.neurips.cc/paper/2015/hash/fbd7939d674997cdb4692d34de8633c4-Abstract.html>. 1, 55, 57
- [Mye81] Roger B. Myerson. Optimal auction design. *Mathematics of Operations Research*, 6(1):58–73, 1981. URL: <http://www.jstor.org/stable/3689266>. 1, 2, 3, 5, 7, 9, 11, 14, 15, 32
- [PT22] Bo Peng and Zhihao Gavin Tang. Order selection prophet inequality: From threshold optimization to arrival time design. In *63rd IEEE Annual Symposium on Foundations of Computer Science, FOCS 2022, Denver, CO, USA, October 31 - November 3, 2022*, pages 171–178. IEEE, 2022. doi:10.1109/FOCS54457.2022.00023. 1, 5, 34
- [PV14] Mallesh M. Pai and Rakesh Vohra. Optimal auctions with financially constrained buyers. *J. Econ. Theory*, 150:383–425, 2014. doi:10.1016/J.JET.2013.09.015. 13

- [Rou14] Tim Roughgarden. Approximately optimal mechanism design: motivation, examples, and lessons learned. *SIGecom Exch.*, 13(2):4–20, 2014. doi:[10.1145/2728732.2728733](https://doi.org/10.1145/2728732.2728733). 1
- [Rou15] Tim Roughgarden. Intrinsic robustness of the price of anarchy. *J. ACM*, 62(5):32:1–32:42, 2015. doi:[10.1145/2806883](https://doi.org/10.1145/2806883). 3
- [RS16] Tim Roughgarden and Okke Schrijvers. Ironing in the dark. In Vincent Conitzer, Dirk Bergemann, and Yiling Chen, editors, *Proceedings of the 2016 ACM Conference on Economics and Computation, EC '16, Maastricht, The Netherlands, July 24-28, 2016*, pages 1–18. ACM, 2016. doi:[10.1145/2940716.2940723](https://doi.org/10.1145/2940716.2940723). 1, 55
- [RTY20] Tim Roughgarden, Inbal Talgam-Cohen, and Qiqi Yan. Robust auctions for revenue via enhanced competition. *Oper. Res.*, 68(4):1074–1094, 2020. doi:[10.1287/OPRE.2019.1929](https://doi.org/10.1287/OPRE.2019.1929). 1, 9, 11
- [RWW20] Aviad Rubinfeld, Jack Z. Wang, and S. Matthew Weinberg. Optimal single-choice prophet inequalities from samples. *11th Innovations in Theoretical Computer Science Conference, ITCS 2020, January 12-14, 2020, Seattle, Washington, USA*, 151:60:1–60:10, 2020. doi:[10.4230/LIPICS.ITCS.2020.60](https://doi.org/10.4230/LIPICS.ITCS.2020.60). 54, 55
- [SS13] Balasubramanian Sivan and Vasilis Syrgkanis. Vickrey auctions for irregular distributions. In Yiling Chen and Nicole Immorlica, editors, *Web and Internet Economics - 9th International Conference, WINE 2013, Cambridge, MA, USA, December 11-14, 2013, Proceedings*, volume 8289 of *Lecture Notes in Computer Science*, pages 422–435. Springer, 2013. doi:[10.1007/978-3-642-45046-4_35](https://doi.org/10.1007/978-3-642-45046-4_35). 2
- [ST13] Vasilis Syrgkanis and Éva Tardos. Composable and efficient mechanisms. In Dan Boneh, Tim Roughgarden, and Joan Feigenbaum, editors, *Symposium on Theory of Computing Conference, STOC'13, Palo Alto, CA, USA, June 1-4, 2013*, pages 211–220. ACM, 2013. doi:[10.1145/2488608.2488635](https://doi.org/10.1145/2488608.2488635). 3
- [Syr17] Vasilis Syrgkanis. A sample complexity measure with applications to learning optimal auctions. In Isabelle Guyon, Ulrike von Luxburg, Samy Bengio, Hanna M. Wallach, Rob Fergus, S. V. N. Vishwanathan, and Roman Garnett, editors, *Advances in Neural Information Processing Systems 30: Annual Conference on Neural Information Processing Systems 2017, December 4-9, 2017, Long Beach, CA, USA*, pages 5352–5359, 2017. URL: <https://proceedings.neurips.cc/paper/2017/hash/a7a3d70c6d17a73140918996d03c014f-Abstract.html>. 1, 55
- [Var07] Hal R. Varian. Position auctions. *International Journal of Industrial Organization*, 25(6):1163–1178, 2007. doi:[10.1016/j.ijindorg.2006.10.002](https://doi.org/10.1016/j.ijindorg.2006.10.002). 3
- [Vic61] William Vickrey. Counterspeculation, auctions, and competitive sealed tenders. *The Journal of Finance*, 16(1):8–37, 1961. doi:[10.1111/j.1540-6261.1961.tb02789.x](https://doi.org/10.1111/j.1540-6261.1961.tb02789.x). 3, 7
- [Yan11] Qiqi Yan. Mechanism design via correlation gap. In Dana Randall, editor, *Proceedings of the Twenty-Second Annual ACM-SIAM Symposium on Discrete Algorithms, SODA 2011, San Francisco, California, USA, January 23-25, 2011*, pages 710–719. SIAM, 2011. doi:[10.1137/1.9781611973082.56](https://doi.org/10.1137/1.9781611973082.56). 1

A Cost Prophet Inequalities

In addition to the Bayesian mechanism design problem, distributional assumptions such as regularity or the MHR condition are also crucial in other Bayesian models. In this section, we revisit the *cost prophet inequality problem* [LM24] and demonstrate how an approximation-preserving extension can be made from MHR distributions to quasi-MHR distributions.

Model. In the stationary cost prophet inequality problem, there are n rounds. In each round $i \in [n]$, a random cost c_i is drawn i.i.d. from distribution F . Upon observing the realized cost c_i , the decision maker must immediately and irrevocably decide whether to accept this cost and stop, or skip it and move to the next round. If it is the final round n , the decision maker must accept the realized cost c_n . The objective is to design an online algorithm that minimizes the competitive ratio, which is defined as the ratio between the expected cost accepted by the online algorithm and the expected minimum cost (i.e., the prophet's expected cost).

Results and Analysis. Before presenting the result, we first revisit the meta-theorem developed in [LM24].³⁴

Theorem 24 ([LM24, Theorem 3.3]). *In the stationary prophet inequality problem, for any entire³⁵ distribution F with cumulative hazard rate function H , which has a Puiseux series expansion $H(c) = \sum_{\ell \in \mathbb{N}} a_\ell \cdot c^{d_\ell}$, there exists a $\lambda(d_1)$ -competitive online algorithm, where*

$$\lambda(d_1) \triangleq \frac{(1 + 1/d_1)^{1/d_1}}{\int_0^\infty y^{1/d_1} \cdot e^{-y} \cdot dy}$$

The main result of this section is as follows.

Theorem 25. *In the stationary prophet inequality problem, for quasi-MHR and entire distribution F , there exists a 2-competitive online algorithm.*

[LM24] proves the special case of MHR and entire distributions using Theorem 24. They also provide an asymptotically matching lower bound by considering exponential distributions, which are MHR and therefore quasi-MHR.

Proof of Theorem 25. Since distribution F is quasi-MHR, for every cost $c \in [0, \infty)$

$$\left(\frac{H(c)}{c} \right)' \geq 0$$

Replacing the cumulative hazard rate function H with its Puiseux series expansion, we obtain

$$\left(\frac{\sum_{\ell \in \mathbb{N}} a_\ell \cdot c^{d_\ell}}{c} \right)' = \sum_{\ell \in \mathbb{N}} a_\ell \cdot (d_\ell - 1) \cdot c^{d_\ell - 2} \geq 0$$

By [LM24, Observation 2.3], since the distribution F is entire, we have that $a_1 > 0$ and d_ℓ 's are all positive and increasing in ℓ . If $d_1 = 1$, note that $\lambda(1) = 2$, and thus invoking Theorem 24 directly proves the theorem statement. Therefore, it remains to analyze the case where $d_1 \neq 1$. In this case, to ensure that $\sum_{\ell \in \mathbb{N}} a_\ell \cdot (d_\ell - 1) \cdot c^{d_\ell - 2} \geq 0$ for sufficiently small cost $c > 0$ such that the first

³⁴The work [LM24] claimed their Theorem 3.3 for a large enough $n \in \mathbb{N}$. However, after checking their proofs step by step, we have confirmed that their Theorem 3.3 actually holds for every $n \in \mathbb{N}$.

³⁵See [LM24, Definitions 2.3 and 2.4] for the formal definition of the Puiseux series expansion and the entire property. We omit their formal definitions here as we apply this meta-theorem in a black-box fashion.

term, $a_1(d_1 - 1) \cdot c^{d_1 - 2}$, dominates the sum $\sum_{\ell \geq 2} a_\ell \cdot (d_\ell - 1) \cdot c^{d_\ell - 2}$, we conclude that $d_1 > 1$, since $a_1 > 0$, as argued earlier. Thus, the competitive ratio is $\lambda(d_1) \leq \lambda(1) = 2$, which completes the analysis as desired. \square