

ROBUST ESTIMATION FOR HIGH-DIMENSIONAL TIME SERIES WITH HEAVY TAILS

YU WANG, GUODONG LI, ZHIJIE XIAO, LIHU XU, AND WENYANG ZHANG

ABSTRACT. We study in this paper the problem of least absolute deviation (LAD) regression for high-dimensional heavy-tailed time series which have finite α -th moment with $\alpha \in (1, 2]$. To handle the heavy-tailed dependent data, we propose a Catoni type truncated minimization problem framework and obtain an $\mathcal{O}((d_1 + d_2)(d_1 \wedge d_2) \log^2 n/n)^{(\alpha-1)/\alpha}$ order excess risk, where d_1 and d_2 are the dimensionality and n is the number of samples. We apply our result to study the LAD regression on high-dimensional heavy-tailed vector autoregressive (VAR) process. Simulations for the VAR(p) model show that our new estimator with truncation are essential because the risk of the classical LAD has a tendency to blow up. We further apply our estimation to the real data and find that ours fits the data better than the classical LAD.

CONTENTS

1. Introduction	2
2. Preliminary and Main Results	4
2.1. Notations, Assumptions and Problem Setting	4
2.2. Necessity of Truncation	5
2.3. Our Truncated Estimation and Main Result	6
3. Proof of Theorem 2.7	7
3.1. The Strategy of The Proof.	7
3.2. The Block Technique	8
3.3. Auxiliary Lemmas	9
3.4. Proof of Theorem 2.7	10
4. Application to High-Dimensional Vector Autoregression	11
5. Simulations	13
5.1. Numerical Studies	13
5.2. Real Data Analysis	16
Appendix	23
Appendix A. Proof of (2.8)	23
Appendix B. Auxiliary Lemmas	25
Appendix C. β -mixing Conditions for VAR(p) Model	26
Appendix D. Proofs of Theorem 4.4	27
Appendix E. Proofs of Auxiliary Lemmas	28
Acknowledgements	33

Date: November 11, 2024.

2020 Mathematics Subject Classification. 62J05, 62F35, 62M10, 62K25.

Key words and phrases. Catoni type LAD regression; heavy-tailed distribution; Catoni type truncation method; β -mixing; time series.

1. INTRODUCTION

The least absolute deviation (LAD) regression (see, e.g. [11, 13, 4, 42]) is a classical statistical model aiming to find the unknown minimizer $\boldsymbol{\theta}^*$ of the following minimization problem:

$$(1.1) \quad \boldsymbol{\theta}^* = \arg \min_{\boldsymbol{\theta} \in \Theta} R_{\ell_1}(\boldsymbol{\theta}) \quad \text{with} \quad R_{\ell_1}(\boldsymbol{\theta}) = \mathbb{E}_{(\mathbf{X}, Y) \sim \Pi} [|Y - \langle \mathbf{X}, \boldsymbol{\theta} \rangle|],$$

where Π is the population's distribution, and $\Theta \subseteq \mathbb{R}^d$ is the set in which $\boldsymbol{\theta}^*$ is located. Because Π is not known in practice, one usually draws n i.i.d. samples $\{(\mathbf{X}_i, Y_i) \in \mathbb{R}^d \times \mathbb{R}, i = 1, \dots, n\}$ from Π , and considers the following empirical optimization problem:

$$(1.2) \quad \bar{\boldsymbol{\theta}} = \arg \min_{\boldsymbol{\theta} \in \Theta} \widehat{R}_{\ell_1}(\boldsymbol{\theta}) \quad \text{with} \quad \widehat{R}_{\ell_1}(\boldsymbol{\theta}) = \frac{1}{n} \sum_{i=1}^n |Y_i - \langle \mathbf{X}_i, \boldsymbol{\theta} \rangle|.$$

In order to obtain a theoretical guarantee for the model (1.2), most of the known papers have the assumption that the distribution Π is bounded or sub-Gaussian; see for instance [7, 31, 53].

[3] proposed a novel robust ridge least square regression for the data with finite 4-th moment, and proved that their estimation has an excess risk in the order $\mathcal{O}(d/n)$. Since the LAD has a strong robustness, it is natural to ask whether one can extend this result to the LAD with finite 2-nd moment and obtain an excess risk in the order $\mathcal{O}(\sqrt{d/n})$; see Zhang et al. [54] for more details. It seems that this question has not been answered. A partial result was by Zhang et al. [54], they introduced a Catoni type truncation function $\psi_2(r) : \mathbb{R} \rightarrow \mathbb{R}$ satisfying

$$(1.3) \quad -\log \left(1 - r + \frac{r^2}{2} \right) \leq \psi_2(r) \leq \log \left(1 + r + \frac{r^2}{2} \right),$$

and considered a truncated LAD problem as the following:

$$(1.4) \quad \hat{\boldsymbol{\theta}} = \arg \min_{\boldsymbol{\theta} \in \Theta} \widehat{R}_{\psi_2, \ell_1}(\boldsymbol{\theta}) \quad \text{with} \quad \widehat{R}_{\psi_2, \ell_1}(\boldsymbol{\theta}) = \frac{1}{n\lambda} \sum_{i=1}^n \psi_2(\lambda |Y_i - \langle \mathbf{X}_i, \boldsymbol{\theta} \rangle|),$$

where $\lambda > 0$ is a tuning parameter. Catoni's innovative truncation idea [10] has been broadly applied to lots of research problems in statistics, computer science, econometrics and so on; see for instance [9, 20, 26, 25, 38, 44, 48, 51, 14, 50].

In this paper, we shall use a simple 1-dimensional toy model to show that it is impossible to extend the robust least square regression in [3] to the LAD with finite 2-nd moment and obtain an excess risk in the order $\sqrt{d/n}$. So a truncation is essential to mitigate the bad effect of outliers; see Section 2.2.

Unfortunately, the method (1.4) does not work any more when the data only have finite α -th moment with $\alpha \in (1, 2)$. It is well known that most of data in finance and networks are heavy-tailed and not independent. For instance, Pareto law [15, 28, 49] describes the distributions of wealth and social networks, while Fréchet (inverse Weibull) law [30, 19] is used to model failure rates in reliability and biological studies. The results in [3] and [54] are both established under the

assumption that the observed data are i.i.d., so this methods do not work for time series. Another disadvantage of the models (1.2) and (1.4) is that they can not be fitted into the multidimensional time series because the output Y is only one dimensional. See more details in Section 4.

Motivated by solving the regression problem for high-dimensional time series only having α -th moment with $\alpha \in (1, 2]$ and fitting our theory into the high-dimensional time series model such as vector autoregressoin (VAR), we will propose a truncation function $\psi_\alpha(r)$ and develop a new robust estimation for the time series data $\{(\mathbf{X}_i, \mathbf{Y}_i) \in \mathbb{R}^{d_1} \times \mathbb{R}^{d_2}, i \in \mathbb{N}\}$; see more details in (2.2) and (2.3). **Our contributions** are summarized as the below:

(i). We establish a truncated LAD estimation framework for the high-dimensional time series which only have α -th moment with $\alpha \in (1, 2]$. The idea is to replace the truncation function ψ_2 with the one ψ_α defined by (2.9) and add an ℓ_1 penalty. On the one hand, as mentioned before, because the model with the truncation function ψ_2 only works for the regression problems with finite variance, our modification of ψ_α is essential and solves the moment problem in the case $\alpha \in (1, 2)$. On the other hand, our result is for the high-dimensional time series rather than the i.i.d. data in the previous works. We add an ℓ_1 penalty to solve the high-dimensional problem, and use block technique to handle the dependence problem. In our simulation, we find that the ℓ_1 penalty is crucial for the convergence of stochastic gradient descent (SGD) algorithms.

(ii). Since the output Y in the models (1.2) and (1.4) is one dimensional, we can not apply this model to study multivariate time series such as the classical VAR model. In order to overcome this problem, we assume that both the input $\mathbf{X} \in \mathbb{R}^{d_1}$ and the output $\mathbf{Y} \in \mathbb{R}^{d_2}$ are high-dimensional and the parameter $\boldsymbol{\theta} \in \mathbb{R}^{d_1 \times d_2}$ is a high-dimensional matrix. The consequent landscape of the loss function $\widehat{R}_{\psi_\alpha, \ell_1}(\boldsymbol{\theta})$ in the regression (2.10) is highly complex. The excess risk, commonly used in the data science [45] and high-dimensional statistical inference [3], is a natural measurement for the quality of the estimator $\hat{\boldsymbol{\theta}}$. We show in Theorem 2.7 below that the excess risk of the regression problem (2.10) is bounded by $\mathcal{O}((\log n(|\log \varepsilon| + (d_1 + d_2)(d_1 \wedge d_2) \log n)/n)^{(\alpha-1)/\alpha})$, where $\varepsilon \in (0, 1)$ is a small error tolerance. Even in the classical LAD case, such an extension has been highly nontrivial due to the high-dimensionality and the complexity of the matrix.

(iii). It seems that the question of extending the least square regression in [3] to the LAD with finite 2-nd moment is still open. In this paper, we shall use a simple 1-dimensional toy model to show that such a natural extension is impossible and the probability of the associated excess risk in the order $\mathcal{O}(\sqrt{1/n})$ is at most $1 - \frac{9}{16e^2}$. So a truncation is essential to mitigate the bad effect of outliers; see Section 2.2. When the dimension is high and the data are dependent, the heavy tail effect will make the LAD much worse. From our simulations for the LAD in the VAR(p), we observe that the larger the p is or the smaller the α is, the worse the performance of LAD will be.

(iv). We apply our result to the high-dimensional VAR(p) models in which data only have α -th moment with $\alpha \in (1, 2]$. We simulate two VAR models, VAR(1) and VAR(2), and our simulation results show that our ψ_α truncation LAD remarkably outperforms both the classical LAD and the LAD with Huber truncation. The smaller the α is, the more significantly this improvement can be seen. We also

apply our ψ_α truncation LAD to analyze the data set of the US GDP: (1) we first use Hill estimation to determine that the data is heavy-tailed with a finite 4-th moment; (2) we fit the data into VAR(1) model and compare the performance of our ψ_α truncation LAD, the classical LAD, and the LAD with Huber truncation. Our simulations indicate that the ψ_α truncation LAD performs the best among these three methods.

The structure of this paper is outlined as follows. In the following section, we introduce our assumptions and main result. In [section 3](#), we establish our main result by utilizing auxiliary lemmas. In [section 4](#), we apply our result to high-dimensional VAR models. To illustrate the advantages of (2.10), we present simulations in [section 5](#), encompassing both VAR(p) models and real time dependent data.

2. PRELIMINARY AND MAIN RESULTS

2.1. Notations, Assumptions and Problem Setting. Throughout this article, we use normal font for scalars (e.g. $a, A, \delta \dots$) and boldface for vectors and matrices (e.g. $\mathbf{x}, \mathbf{y}, \mathbf{A}, \mathbf{B}, \dots$). For any vector $\mathbf{x} = (x_1, \dots, x_d)^\top$ and $\mathbf{y} = (y_1, \dots, y_d)^\top$ in \mathbb{R}^d , let $\langle \mathbf{x}, \mathbf{y} \rangle = \sum_{i=1}^d x_i y_i$ be the inner product. Here, \top denotes the transpose. This induces to the Euclidean norm $|\mathbf{x}| = \langle \mathbf{x}, \mathbf{x} \rangle^{1/2}$. We denote the operator norm of any matrix $\mathbf{A} \in \mathbb{R}^{d_1 \times d_2}$ as $\|\mathbf{A}\|_{\text{op}} = \sup_{\mathbf{x} \in \mathbb{S}^{d_2-1}} |\mathbf{A}\mathbf{x}|$, where $\mathbb{S}^{d_2-1} = \{\mathbf{x} \in \mathbb{R}^{d_2} : |\mathbf{x}| = 1\}$, and denote the rank of \mathbf{A} by $\text{rank}(\mathbf{A})$, which satisfies $\text{rank}(\mathbf{A}) \leq d_1 \wedge d_2$. Let $\|\mathbf{A}\|_{1,1} = \sum_{i=1}^{d_1} \sum_{j=1}^{d_2} |A_{ij}|$ be the $L_{1,1}$ -norm of \mathbf{A} . If matrix $\mathbf{B} \in \mathbb{R}^{d \times d}$ has eigenvalues $\lambda_i, i = 1 \dots, d$, we let $\rho(\mathbf{B}) = \max_{1 \leq i \leq d} |\lambda_i|$ be the spectral radius of \mathbf{B} . The following relations hold:

$$(2.1) \quad \|\mathbf{A}\|_{1,1} \leq \sqrt{(d_1 + d_2) \text{rank}(\mathbf{A})} \|\mathbf{A}\|_{\text{op}} \quad \text{and} \quad \rho(\mathbf{B}) \leq \|\mathbf{B}\|_{\text{op}}.$$

For two sequences $\{f(n), n \in \mathbb{N}\}$ and $\{g(n), n \in \mathbb{N}\}$, $f(n) = \mathcal{O}(g(n))$ means $f(n)/g(n) < \infty$ as $n \rightarrow \infty$, and $f(n) = o(g(n))$ means $f(n)/g(n) = 0$ as $n \rightarrow \infty$.

Suppose \mathbf{Z}_1 and \mathbf{Z}_2 are two real random variables (or vectors), and denote by $\mathbb{P}_{\mathbf{Z}_1 \times \mathbf{Z}_2}$ the joint probability of $(\mathbf{Z}_1, \mathbf{Z}_2)$ and by $\mathbb{P}_{\mathbf{Z}_1}, \mathbb{P}_{\mathbf{Z}_2}$ the probabilities of \mathbf{Z}_1 and \mathbf{Z}_2 respectively. Define their dependence as

$$\beta(\mathbf{Z}_1, \mathbf{Z}_2) = \|\mathbb{P}_{\mathbf{Z}_1 \times \mathbf{Z}_2} - \mathbb{P}_{\mathbf{Z}_1} \times \mathbb{P}_{\mathbf{Z}_2}\|_{\text{TV}},$$

where $\|\cdot\|_{\text{TV}}$ is the total variation norm of probability measures. The coefficient $\beta(\mathbf{Z}_1, \mathbf{Z}_2)$ vanishes if and only if \mathbf{Z}_1 and \mathbf{Z}_2 are independent. We refer the reader to [\[37, 8, 18\]](#) for more details.

Let $\{(\mathbf{X}_i, \mathbf{Y}_i) \in \mathbb{R}^{d_1} \times \mathbb{R}^{d_2}, i \in \mathbb{N}\}$ under our consideration be a time series satisfying the following assumptions.

Assumption 2.1. $\{(\mathbf{X}_i, \mathbf{Y}_i), i \geq 1\}$ is a stationary time series with a marginal distribution $\mathbf{\Pi}$, i.e., $(\mathbf{X}_i, \mathbf{Y}_i) \sim \mathbf{\Pi}$ for each i , and exponentially β -mixing, i.e., there exist some constants $B > 0$ and $\beta > 0$ such that

$$\beta(n) \leq B e^{-\beta n}, \quad n \in \mathbb{N},$$

where

$$\beta(n) = \sup_{k \geq 1} \beta(\{(\mathbf{X}_i, \mathbf{Y}_i) : i \leq k\}, \{(\mathbf{X}_i, \mathbf{Y}_i) : i \geq n + k\}), \quad n \in \mathbb{N}.$$

We assume that \mathbf{X}_i and \mathbf{Y}_i have linear relation up to external heavy-tailed noises. Since the time series is high-dimensional and stationary with marginal distribution Π , it is natural to consider the following LAD problem:

$$(2.2) \quad \boldsymbol{\theta}^* = \arg \min_{\boldsymbol{\theta} \in \Theta} [R_{\ell_1}(\boldsymbol{\theta}) + \gamma \|\boldsymbol{\theta}\|_{1,1}] \quad \text{with} \quad R_{\ell_1}(\boldsymbol{\theta}) = \mathbb{E}_{(\mathbf{X}, \mathbf{Y}) \sim \Pi} [|\mathbf{Y} - \boldsymbol{\theta} \cdot \mathbf{X}|],$$

where $\Theta \subseteq \mathbb{R}^{d_2 \times d_1}$ satisfies the assumptions below, the tuning parameter γ in the penalty term will be chosen later, and $\boldsymbol{\theta} \cdot \mathbf{X}$ is a product of a matrix $\boldsymbol{\theta} \in \mathbb{R}^{d_2 \times d_1}$ with a vector $\mathbf{X} \in \mathbb{R}^{d_1}$. We emphasize that $|\cdot|$ is the Euclidean norm. The observed data for the minimization problem (2.2) are not i.i.d. but β -mixing time series, which is more reasonable in many real application scenarios. Let $\{(\mathbf{X}_i, \mathbf{Y}_i) : 1 \leq i \leq n\}$ be the n observations from the time series, it is natural to consider the corresponding empirical optimization problem:

$$(2.3) \quad \bar{\boldsymbol{\theta}} = \arg \min_{\boldsymbol{\theta} \in \Theta} [\hat{R}_{\ell_1}(\boldsymbol{\theta}) + \gamma \|\boldsymbol{\theta}\|_{1,1}] \quad \text{with} \quad \hat{R}_{\ell_1}(\boldsymbol{\theta}) = \frac{1}{n} \sum_{i=1}^n |\mathbf{Y}_i - \boldsymbol{\theta} \cdot \mathbf{X}_i|.$$

We further assume that the following conditions regarding the α -th moment hold.

Assumption 2.2. (i) *The α -th moment of \mathbf{X} with $\alpha \in (1, 2]$ is bounded, that is,*

$$\mathbb{E}_{(\mathbf{X}, \mathbf{Y}) \sim \Pi} [|\mathbf{X}|^\alpha] < \infty.$$

(ii) *The ℓ_α -risk with $\alpha \in (1, 2]$ is uniformly bounded with respect to $\boldsymbol{\theta} \in \Theta$, that is,*

$$\sup_{\boldsymbol{\theta} \in \Theta} R_{\ell_\alpha}(\boldsymbol{\theta}) < \infty, \quad \text{with} \quad R_{\ell_\alpha}(\boldsymbol{\theta}) = \mathbb{E}_{(\mathbf{X}, \mathbf{Y}) \sim \Pi} [|\mathbf{Y} - \boldsymbol{\theta} \cdot \mathbf{X}|^\alpha].$$

Besides these, we need assumptions on Θ as below, and we refer the reader to [45] for more details.

Definition 2.3. Let (Θ, d) be a metric space, and \mathcal{K} be a subset of Θ . Then, a subset $\mathcal{N} \subseteq \mathcal{K}$ is called a δ -net of \mathcal{K} if for any $\boldsymbol{\theta} \in \mathcal{K}$, there exists a $\tilde{\boldsymbol{\theta}} \in \mathcal{N}$ such that $d(\boldsymbol{\theta}, \tilde{\boldsymbol{\theta}}) \leq \delta$. Besides, the covering number is the minimal cardinality of the δ -net of Θ and denoted by $N(\Theta, \delta)$.

We shall assume that:

Assumption 2.4. *For any $\boldsymbol{\theta}, \tilde{\boldsymbol{\theta}} \in \Theta$, let $d(\boldsymbol{\theta}, \tilde{\boldsymbol{\theta}}) = \|\boldsymbol{\theta} - \tilde{\boldsymbol{\theta}}\|_{\text{op}}$. Assume that the domain Θ is totally bounded, that is, for any $\delta > 0$, there exists a finite δ -net of Θ .*

We also add the following sparsity assumption about the parameter $\boldsymbol{\theta}$, which will help us to compute the covering number $N(\Theta, \delta)$.

Assumption 2.5. *For any $\boldsymbol{\theta} \in \Theta \subseteq \mathbb{R}^{d_2 \times d_1}$, we assume that $\text{rank}(\boldsymbol{\theta}) \leq \kappa$ and $\|\boldsymbol{\theta}\|_{\text{op}} \leq R$ for some constants $\kappa, R > 0$.*

2.2. Necessity of Truncation. Recall that [3] studied a ridge least square regression for high-dimensional data with finite 4-th moment, and proved that their model has an excess risk in the order d/n . It is natural to extend this result to the LAD with finite 2nd moment and obtain an excess risk in the order $\mathcal{O}(\sqrt{d/n})$. The following toy model will tell us that such an extension is impossible, so a truncation is necessary.

We consider the following model on \mathbb{R} :

$$(2.4) \quad Y = \theta^* + \zeta,$$

where we assume that the true value $\theta^* = 0$ without loss of generality. Let n be the number of the observed data from the model. We assume ζ follows a distribution with a density probability function given by

$$(2.5) \quad p_\zeta(x) = \rho_n \mathbb{1}_{\{x=0\}} + \frac{(1-\rho_n)\mu}{2|x|^{\mu+1}} \mathbb{1}_{\{|x|\geq 1\}}$$

for some constant $\mu \in (1, 2]$ and $\rho_n = 1/\sqrt{n}$. It is easy to verify that $\mathbb{E}[Y] = 0$, $\mathbb{E}[|Y|^\alpha] < \infty$ for all $\alpha < \mu$. It is clear that

$$(2.6) \quad \theta^* = \arg \min_{\theta} R_{\ell_1}(\theta) \quad \text{with} \quad R_{\ell_1}(\theta) = \mathbb{E}|Y - \theta|.$$

Furthermore, a straightforward calculation yields that

$$(2.7) \quad R_{\ell_1}(\theta) = \begin{cases} \frac{\mu}{\mu-1}(1-\rho_n) + \rho_n|\theta|, & |\theta| < 1, \\ (1-\rho_n) \left[|\theta| + \frac{1}{\mu-1} |\theta|^{-\mu+1} \right] + \rho_n|\theta|, & |\theta| \geq 1, \end{cases}$$

which is an even function with respect to θ and is increasing for $\theta > 0$. Thus,

$$R_{\ell_1}(\theta^*) = R_{\ell_1}(0) = \frac{\mu}{\mu-1}(1-\rho_n).$$

Let $\{Y_i, i = 1, \dots, n\}$ be a sequence of observations from the model (2.4), which are i.i.d. and have the distribution (2.5). Recall that the LAD estimator for θ^* is defined as

$$\bar{\theta} = \arg \min_{\theta} \widehat{R}_{\ell_1}(\theta), \quad \widehat{R}_{\ell_1}(\theta) = \frac{1}{n} \sum_{i=1}^n |Y_i - \theta|.$$

In order to make our argument a little more simple, we assume $n = 2m + 1$. The other case $n = 2m$ can be analysed similarly. It is well known that

$$\bar{\theta} = Y_{(m+1)}$$

is the median of $\{Y_i, i = 1, \dots, 2m+1\}$. We shall rigorously show in the [Appendix A](#) that as $n \geq n_0$ with some constant $n_0 \in \mathbb{N}$, we have

$$(2.8) \quad \mathbb{P} \left(R_{\ell_1}(\bar{\theta}) - R_{\ell_1}(\theta^*) \geq \frac{1}{\sqrt{n}} \right) \geq \frac{9}{16e^2}.$$

From (2.8), we know that in order to make the LAD estimation work well, one has to sample a large number of observations to reduce the bad effects of outliers. A suitable truncation is needed to remove outliers and make the estimation more efficient.

2.3. Our Truncated Estimation and Main Result. Our Catoni type truncation function $\psi_\alpha(r) : \mathbb{R} \rightarrow \mathbb{R}$ satisfies that

$$(2.9) \quad -\log \left(1 - r + \frac{|r|^\alpha}{\alpha} \right) \leq \psi_\alpha(r) \leq \log \left(1 + r + \frac{|r|^\alpha}{\alpha} \right), \quad \alpha \in (1, 2].$$

Let $\{(\mathbf{X}_i, \mathbf{Y}_i), 1 \leq i \leq n\}$ be the observed time series, we propose the following truncated estimation:

$$(2.10) \quad \begin{aligned} \hat{\boldsymbol{\theta}} &= \arg \min_{\boldsymbol{\theta} \in \Theta} [\widehat{R}_{\psi_\alpha, \ell_1}(\boldsymbol{\theta}) + \gamma \|\boldsymbol{\theta}\|_{1,1}] \\ \widehat{R}_{\psi_\alpha, \ell_1}(\boldsymbol{\theta}) &= \frac{1}{n\lambda} \sum_{i=1}^n \psi_\alpha(\lambda |\mathbf{Y}_i - \boldsymbol{\theta} \cdot \mathbf{X}_i|), \end{aligned}$$

where $\lambda, \gamma > 0$ are the tuning parameters to be chosen later.

Definition 2.6. Generally speaking, excess risk is the gap of population risk between the current model and the optimal one. In this paper, we consider the popular risk R_{ℓ_1} given in (2.2), and the corresponding excess risk is

$$R_{\ell_1}(\hat{\boldsymbol{\theta}}) - R_{\ell_1}(\boldsymbol{\theta}^*),$$

where $\boldsymbol{\theta}^*$ and $\hat{\boldsymbol{\theta}}$ are defined in (2.2) and (2.10) respectively.

The following theorem is our main theoretical result in this paper, whose proof will be given in the following section.

Theorem 2.7. *Let $\boldsymbol{\theta}^*$ and $\hat{\boldsymbol{\theta}}$ be the minimizers of minimization problems (2.2) and (2.10) respectively. Under Assumptions 2.1, 2.2, 2.4 and 2.5, for any $\varepsilon \in (0, 1/2)$, let the parameters δ , λ and γ satisfy*

$$\delta = \frac{12 \log n}{n\beta}, \quad \lambda = \left(2\delta \left(\log \frac{16}{\varepsilon^2} + (d_1 + d_2)\kappa \log \frac{6R}{\delta} \right) \right)^{1/\alpha}, \quad \gamma = \frac{\log n}{n},$$

where n is the sample size sufficiently large such that

$$\delta < 1, \quad \frac{(d_1 + d_2)\kappa \log n}{n} < 1 \quad \text{and} \quad \frac{\beta}{n(2 \log n - \beta)} \leq \frac{\varepsilon}{2B} \left(\frac{\delta}{6R} \right)^{(d_1 + d_2)\kappa}.$$

Then, the following inequality holds with probability at least $1 - 2\varepsilon$,

$$(2.11) \quad R_{\ell_1}(\hat{\boldsymbol{\theta}}) - R_{\ell_1}(\boldsymbol{\theta}^*) \leq C \left(\frac{\log n}{\beta n} (|\log \varepsilon| + (d_1 + d_2)\kappa \log n) \right)^{(\alpha-1)/\alpha},$$

for some constant $C > 0$ independent of $n, \varepsilon, d_1, d_2, \kappa$ and α .

Remark 2.1. The absolute loss $\ell_1(\mathbf{y}, \mathbf{x}, \boldsymbol{\theta}) = |\mathbf{y} - \boldsymbol{\theta} \cdot \mathbf{x}|$ also can be replaced by all Lipschitz losses [2] $\ell(\mathbf{y}, \mathbf{x}, \boldsymbol{\theta})$ satisfying

$$|\ell(\mathbf{y}, \mathbf{x}, \boldsymbol{\theta}_1) - \ell(\mathbf{y}, \mathbf{x}, \boldsymbol{\theta}_2)| \leq L |(\boldsymbol{\theta}_1 - \boldsymbol{\theta}_2) \cdot \mathbf{x}|, \quad \forall \boldsymbol{\theta}_1, \boldsymbol{\theta}_2 \in \Theta.$$

for some constant L . For instance, when $d_1 = d$ and $d_2 = 1$, the τ -quantile loss is defined as $\ell(y, \mathbf{x}, \boldsymbol{\theta}) = \rho_\tau(y - \langle \mathbf{x}, \boldsymbol{\theta} \rangle)$, where $\rho_\tau(u) = u[\tau - \mathbb{1}(u < 0)]$ for all $u \in \mathbb{R}$ with $\tau \in (0, 1)$. This corresponds to quantile regression.

3. PROOF OF THEOREM 2.7

3.1. The Strategy of The Proof. Let us introduce the strategy of proving Theorem 2.7 and provide some auxiliary lemmas in this section. The proof can be decomposed into the following three key ingredients.

(i) Excess risk decomposition: We write

$$\begin{aligned}
& R_{\ell_1}(\hat{\boldsymbol{\theta}}) - R_{\ell_1}(\boldsymbol{\theta}^*) \\
(3.1) \quad &= R_{\ell_1}(\hat{\boldsymbol{\theta}}) - \widehat{R}_{\psi_{\alpha, \ell_1}}(\hat{\boldsymbol{\theta}}) + \widehat{R}_{\psi_{\alpha, \ell_1}}(\hat{\boldsymbol{\theta}}) - \widehat{R}_{\psi_{\alpha, \ell_1}}(\boldsymbol{\theta}^*) + \widehat{R}_{\psi_{\alpha, \ell_1}}(\boldsymbol{\theta}^*) - R_{\ell_1}(\boldsymbol{\theta}^*) \\
&\leq \left[R_{\ell_1}(\hat{\boldsymbol{\theta}}) - \widehat{R}_{\psi_{\alpha, \ell_1}}(\hat{\boldsymbol{\theta}}) \right] + \left[\widehat{R}_{\psi_{\alpha, \ell_1}}(\boldsymbol{\theta}^*) - R_{\ell_1}(\boldsymbol{\theta}^*) \right] + \gamma \|\boldsymbol{\theta}^*\|_{1,1},
\end{aligned}$$

where the inequality is derived as the following: for $\boldsymbol{\theta}^* \in \Theta$, the definition of $\hat{\boldsymbol{\theta}}$ in (2.10) yields that

$$\widehat{R}_{\psi_{\alpha, \ell_1}}(\hat{\boldsymbol{\theta}}) + \gamma \|\hat{\boldsymbol{\theta}}\|_{1,1} \leq \widehat{R}_{\psi_{\alpha, \ell_1}}(\boldsymbol{\theta}^*) + \gamma \|\boldsymbol{\theta}^*\|_{1,1},$$

which leads to $\widehat{R}_{\psi_{\alpha, \ell_1}}(\hat{\boldsymbol{\theta}}) - \widehat{R}_{\psi_{\alpha, \ell_1}}(\boldsymbol{\theta}^*) \leq \gamma \|\boldsymbol{\theta}^*\|_{1,1}$.

(ii) Bounding $\widehat{R}_{\psi_{\alpha, \ell_1}}(\boldsymbol{\theta}^*) - R_{\ell_1}(\boldsymbol{\theta}^*)$: We shall use the block technique to handle the problems arising from the dependence of the time series data, see more details in Lemma 3.2 below.

(iii) Bounding $R_{\ell_1}(\hat{\boldsymbol{\theta}}) - \widehat{R}_{\psi_{\alpha, \ell_1}}(\hat{\boldsymbol{\theta}})$: We shall use the δ -net and finite covering technique, together with the aforementioned block technique, to bound $R_{\ell_1}(\hat{\boldsymbol{\theta}}) - \widehat{R}_{\psi_{\alpha, \ell_1}}(\hat{\boldsymbol{\theta}})$, see more details in Lemma 3.3.

3.2. The Block Technique. We introduce the block technique in detail. Divide $\{1, \dots, n\}$ into blocks as defined in (3.2) and (3.3) with length M_n , m_n and R_n respectively. Let M_n and m_n denote the length of the big and small blocks respectively, with $m_n \leq M_n$. Define

$$K(n) = \sup_{k \geq 1} \{k \in \mathbb{Z} : k(M_n + m_n) \leq n\}.$$

Then for any $1 \leq j \leq K(n)$, put

$$\begin{aligned}
(3.2) \quad \mathcal{J}_{j, M_n} &= \{i : (j-1)(M_n + m_n) + 1 \leq i \leq (j-1)(M_n + m_n) + M_n\}, \\
\mathcal{I}_{j, m_n} &= \{i : (j-1)(M_n + m_n) + M_n + 1 \leq i \leq j(M_n + m_n)\},
\end{aligned}$$

where \mathcal{J}_{j, M_n} (resp., \mathcal{I}_{j, m_n}) are big (resp., small) blocks. The tail block is given by

$$(3.3) \quad \mathcal{R}_{R_n} = \{i : K(n)(m_n + M_n) + 1 \leq i \leq n\},$$

which leads to $|\mathcal{R}_{R_n}| = R_n \in [0, M_n + m_n)$. We further denote that

$$\mathcal{J}_{M_n} = \bigcup_j \mathcal{J}_{j, M_n}, \quad \mathcal{I}_{m_n} = \bigcup_j \mathcal{I}_{j, m_n},$$

which are the collection of big blocks and small blocks respectively, such that $\{1, \dots, n\} = \mathcal{J}_{M_n} \cup \mathcal{I}_{m_n} \cup \mathcal{R}_{R_n}$. Let $\{\mathbf{Z}_i = (\mathbf{X}_i, \mathbf{Y}_i), i \in \mathbb{N}\}$ be a $\mathbb{R}^{d_1+d_2}$ -valued time series, and let

$$(3.4) \quad \mathcal{H}_j = (\mathbf{Z}_i, i \in \mathcal{J}_{j, M_n}), \quad \mathcal{G}_j = (\mathbf{Z}_i, i \in \mathcal{I}_{j, m_n}) \quad \text{and} \quad \mathcal{R} = (\mathbf{Z}_i, i \in \mathcal{R}_{R_n}).$$

By [6, Lemma 2.1], we can construct independent random vector sequence $\widetilde{\mathcal{H}}_1, \dots, \widetilde{\mathcal{H}}_{K(n)}$, $\widetilde{\mathcal{R}}$, which satisfy that $\widetilde{\mathcal{H}}_i$ and \mathcal{H}_i have the same distribution for each $1 \leq i \leq K(n)$ and that $\widetilde{\mathcal{R}}$ and \mathcal{R} have the same distribution. For the remaining small blocks, by the same theorem, we can construct independent random vectors $\widetilde{\mathcal{G}}_1, \dots, \widetilde{\mathcal{G}}_{K(n)}$ which satisfy that $\widetilde{\mathcal{G}}_i$ and \mathcal{G}_i have the same distribution for each $1 \leq i \leq K(n)$. Note that

these two random vector sequences are not necessarily independent. Conveniently, we define them as

$$(3.5) \quad \tilde{\mathcal{H}}_j = (\tilde{\mathbf{Z}}_i, i \in J_{j, M_n}), \quad \tilde{\mathcal{G}}_j = (\tilde{\mathbf{Z}}_i, i \in I_{j, m_n}), \quad \text{and} \quad \tilde{\mathcal{R}} = (\tilde{\mathbf{Z}}_i, i \in \mathcal{R}_{R_n}).$$

Define events \mathcal{A} and \mathcal{B} as

$$(3.6) \quad \begin{aligned} \mathcal{A} &= \{\tilde{\mathcal{H}}_j \neq \mathcal{H}_j \text{ for some } 1 \leq j \leq K_n, \text{ or } \tilde{\mathcal{R}} \neq \mathcal{R}\}, \\ \mathcal{B} &= \{\tilde{\mathcal{G}}_j \neq \mathcal{G}_j \text{ for some } 1 \leq j \leq K_n\}. \end{aligned}$$

Then, under Assumption 2.1, [6, Lemma 2.1] yields that

$$\mathbb{P}(\mathcal{A}) \leq K(n)\beta(m_n) \leq BK(n)e^{-\beta m_n} \quad \text{and} \quad \mathbb{P}(\mathcal{B}) \leq K(n)\beta(M_n) \leq BK(n)e^{-\beta M_n}.$$

3.3. Auxiliary Lemmas. The usage of our truncation function $\psi_\alpha(r)$ satisfying (2.9) is to obtain the following lemma:

Lemma 3.1. *For any subset $\mathcal{I} \subseteq \{1, \dots, n\}$, and any constants $\lambda, \delta > 0$, we have the following inequalities:*

$$(3.7) \quad \mathbb{E} \left[\exp \left\{ \frac{1}{|\mathcal{I}|} \sum_{i \in \mathcal{I}} \psi_\alpha(\lambda |\mathbf{Y}_i - \boldsymbol{\theta} \cdot \mathbf{X}_i|) \right\} \right] \leq \exp \left\{ \lambda R_{\ell_1}(\boldsymbol{\theta}) + \alpha \lambda^\alpha R_{\ell_\alpha}(\boldsymbol{\theta}) \right\},$$

and

$$(3.8) \quad \begin{aligned} &\mathbb{E} \left[\exp \left\{ -\frac{1}{|\mathcal{I}|} \sum_{i \in \mathcal{I}} \psi_\alpha(\lambda |\mathbf{Y}_i - \boldsymbol{\theta} \cdot \mathbf{X}_i| - \lambda \delta |\mathbf{X}_i|) \right\} \right] \\ &\leq \exp \left\{ \lambda \left[-R_{\ell_1}(\boldsymbol{\theta}) + \delta \mathbb{E} |\mathbf{X}_1| + \frac{(2\lambda)^{\alpha-1}}{\alpha} \left(\sup_{\boldsymbol{\theta} \in \Theta} R_{\ell_\alpha}(\boldsymbol{\theta}) + \delta^\alpha \mathbb{E} |\mathbf{X}_1|^\alpha \right) \right] \right\}. \end{aligned}$$

Combining Lemma 3.1 with the block technique, we can obtain the following lemmas:

Lemma 3.2. *Under Assumptions 2.1 and 2.2, define M_n, m_n and $K(n)$ as defined in (3.2). For any $\varepsilon \in (0, 1)$, let n be large enough such that*

$$(3.9) \quad K(n)e^{-\beta m_n} \leq \frac{\varepsilon}{4B} \quad \text{and} \quad M_n = o(K(n)m_n).$$

Then the following inequality holds with probability at least $1 - \varepsilon$,

$$\widehat{R}_{\psi_{\alpha, \ell_1}}(\boldsymbol{\theta}^*) - R_{\ell_1}(\boldsymbol{\theta}^*) \leq \frac{\lambda^{\alpha-1}}{\alpha} R_{\ell_\alpha}(\boldsymbol{\theta}^*) + \frac{2M_n}{\lambda K(n)m_n} \log \frac{4}{\varepsilon}.$$

Lemma 3.3. *Under Assumptions 2.1 and 2.2, define M_n, m_n and $K(n)$ as defined in (3.2). Let Assumption 2.4 hold additionally and let $\mathcal{N}(\Theta, \delta)$ be an δ -net of Θ with cardinality $N(\Theta, \delta)$ for any $\delta > 0$. For any $\varepsilon \in (0, 1)$, let n satisfy that*

$$(3.10) \quad K(n)e^{-\beta m_n} \leq \frac{\varepsilon}{4BN(\Theta, \delta)} \quad \text{and} \quad M_n = o(K(n)m_n).$$

Then, the following inequality holds with probability at least $1 - \varepsilon$,

$$R_{\ell_1}(\hat{\boldsymbol{\theta}}) - \widehat{R}_{\psi_{\alpha, \ell_1}}(\hat{\boldsymbol{\theta}}) \leq \delta \mathbb{E} |\mathbf{X}_1| + h(n, \alpha, \lambda, \delta, \varepsilon).$$

Here, function h is defined as

$$(3.11) \quad h(n, \alpha, \lambda, \delta, \varepsilon) = \delta \mathbb{E} |\mathbf{X}_1| + \frac{(2\lambda)^{\alpha-1}}{\alpha} \left(\sup_{\boldsymbol{\theta} \in \Theta} R_{\ell_\alpha}(\boldsymbol{\theta}) + \delta^\alpha \mathbb{E} |\mathbf{X}_1|^\alpha \right) + \frac{2M_n}{\lambda K(n)m_n} \log \frac{4N(\Theta, \delta)}{\varepsilon}.$$

All above lemmas are proved in [Appendix E](#).

3.4. Proof of Theorem 2.7. Now we can prove our main result by applying Lemmas 3.2 and 3.3 with special M_n and m_n .

Proof of Theorem 2.7. We select special M_n and m_n as following:

$$M_n = m_n = \left\lfloor \frac{2}{\beta} \log n \right\rfloor \in \left[\frac{2}{\beta} \log n - 1, \frac{2}{\beta} \log n \right].$$

Then, we have

$$\frac{\beta n - 4 \log n}{4 \log n} \leq K(n) \leq \frac{\beta n}{2(2 \log n - \beta)},$$

which leads to

$$K(n)e^{-\beta m_n} \leq \frac{\beta n e^{-2 \log n}}{2(2 \log n - \beta)} = \frac{\beta}{2n(2 \log n - \beta)},$$

$$\frac{2 \log n - \beta}{\beta n} \leq \frac{M_n}{K(n)m_n} \leq \frac{12 \log n}{\beta n}.$$

Hence, for any $\varepsilon > 0$ and $\delta > 0$, there exists a constants n_0 such that for all $n \geq n_0$

$$K(n)e^{-\beta m_n} \leq \frac{\beta}{2n(2 \log n - \beta)} \leq \frac{\varepsilon}{4BN((\Theta, \delta))},$$

and $M_n = o(K(n)m_n)$. That is, the conditions (3.9) and (3.10) hold, and we can apply Lemmas 3.2 and 3.3 to obtain the theorem.

It follows from Lemma 3.2 that the following inequality holds with probability at least $1 - \varepsilon$

$$(3.12) \quad \widehat{R}_{\psi_{\alpha, \ell_1}}(\boldsymbol{\theta}^*) - R_{\ell_1}(\boldsymbol{\theta}^*) \leq \frac{\lambda^{\alpha-1}}{\alpha} R_{\ell_\alpha}(\boldsymbol{\theta}^*) + \frac{24 \log n}{\lambda \beta n} \log \frac{4}{\varepsilon}.$$

By Lemma 3.3,

$$(3.13) \quad R_{\ell_1}(\hat{\boldsymbol{\theta}}) - \widehat{R}_{\psi_{\alpha, \ell_1}}(\hat{\boldsymbol{\theta}}) \leq 2\delta \mathbb{E} |\mathbf{X}_1| + \frac{(2\lambda)^{\alpha-1}}{\alpha} \left(\sup_{\boldsymbol{\theta} \in \Theta} R_{\ell_\alpha}(\boldsymbol{\theta}) + \delta^\alpha \mathbb{E} |\mathbf{X}_1|^\alpha \right) + \frac{24 \log n}{\lambda \beta n} \log \frac{4N(\Theta, \delta)}{\varepsilon}$$

holds with probability at least $1 - \varepsilon$. Combining (3.1), (3.12) and (3.13) immediately implies that

$$(3.14) \quad R_{\ell_1}(\hat{\boldsymbol{\theta}}) - R_{\ell_1}(\boldsymbol{\theta}^*) \leq \left[2^{\alpha-1} \delta^\alpha \mathbb{E} |\mathbf{X}_1|^\alpha + [1 + 2^{\alpha-1}] \sup_{\boldsymbol{\theta} \in \Theta} R_{\ell_\alpha}(\boldsymbol{\theta}) \right] \frac{\lambda^{\alpha-1}}{\alpha} + \frac{24 \log n}{\lambda \beta n} \log \frac{16N(\Theta, \delta)}{\varepsilon^2} + 2\delta \mathbb{E} |\mathbf{X}_1| + \gamma \|\boldsymbol{\theta}^*\|_{1,1}.$$

holds with probability at least $1 - 2\varepsilon$. Furthermore, by equation (2.1) and [52, Lemma 7], Assumption 2.5 yields that for any $\delta \in (0, 1]$

$$N(\Theta, \delta) \leq \left(\frac{6R}{\delta}\right)^{(d_1+d_2)\kappa}, \quad \|\theta^*\|_{1,1} \leq \sqrt{(d_1+d_2)\text{rank}(\theta^*)}\|\theta^*\|_{\text{op}} \leq \sqrt{(d_1+d_2)\kappa}R.$$

We select the tuning parameters δ , λ and γ in (3.14) as

$$\delta = \frac{12 \log n}{\beta n}, \quad \lambda = \left(2\delta \left(\log \frac{16}{\varepsilon^2} + (d_1+d_2)\kappa \log \frac{5R}{\delta}\right)\right)^{1/\alpha} \quad \text{and} \quad \gamma = \frac{\log n}{n}.$$

Let n be sufficiently large such that $\delta, \gamma \in (0, 1)$. It follows from (3.14) that

$$\begin{aligned} & R_{\ell_1}(\hat{\theta}) - R_{\ell_1}(\theta^*) \\ & \leq \left[\frac{3}{\alpha} \left(\sup_{\theta \in \Theta} R_{\ell_\alpha}(\theta) + \mathbb{E}|\mathbf{X}_1|^\alpha\right) + 1\right] \left[\frac{24 \log n}{\beta n} \left(\log \frac{16}{\varepsilon^2} + (d_1+d_2)\kappa \log \frac{5R}{\delta}\right)\right]^{(\alpha-1)/\alpha} \\ & \quad + \frac{24 \log n}{\beta n} \mathbb{E}|\mathbf{X}_1| + \frac{\sqrt{(d_1+d_2)\kappa} \log n}{n} R \\ & \leq C \left(\frac{\log n}{\beta n} (|\log \varepsilon| + (d_1+d_2)\kappa \log n)\right)^{(\alpha-1)/\alpha} \end{aligned}$$

holds with probability at least $1 - 2\varepsilon$, for some constant $C > 0$ independent of parameters $\varepsilon, n, d_1, d_2, \kappa$ and α . \square

Remark 3.1. For any fixed and sufficiently large n , different choices of M_n and m_n in the proof of Theorem 2.7 will lead to different convergence rates. For example, if we choose $M_n = m_n = \mathcal{O}(n^\sigma)$ for some constant $\sigma \in (0, 1)$, the same argument can yield that

$$(3.15) \quad R_{\ell_1}(\hat{\theta}) - R_{\ell_1}(\theta^*) \leq C \left(\frac{(1-\sigma)}{n^{1-\sigma}} (|\log \varepsilon| + (d_1+d_2)\kappa \log n)\right)^{(\alpha-1)/\alpha}$$

holds with probability at least $1 - 2\varepsilon$ for some constant $C > 0$. When the data are independent, the β -mixing coefficient will vanish. Thus, we can take $M_n = m_n = 1$, that is, $\sigma = 0$ in (3.15), and get

$$R_{\ell_1}(\hat{\theta}) - R_{\ell_1}(\theta^*) \leq C \left(\frac{1}{n} (|\log \varepsilon| + (d_1+d_2)\kappa \log n)\right)^{(\alpha-1)/\alpha}$$

holds with probability at least $1 - 2\varepsilon$.

4. APPLICATION TO HIGH-DIMENSIONAL VECTOR AUTOREGRESSION

Autoregressive modeling of multivariate stationary processes were originally introduced in control theory, where vector-valued autoregressive moving average and state-space representation were used as canonical tools for identification of linear dynamic system (see, [34, 24]). Additionally, a large class of stationary processes can be represented as potentially infinite order vector autoregression (VAR); see for instance [22, 29, 39, 5, 46, 55, 12].

Formally, for a d -dimensional time series $\mathbf{Z}_t \in \mathbb{R}^d$, a finite-order VAR model of order p , often denoted as VAR(p), is given by the form

$$(4.1) \quad \mathbf{Z}_{t+1} = \Phi_1 \cdot \mathbf{Z}_t + \Phi_2 \cdot \mathbf{Z}_{t-1} + \cdots + \Phi_p \cdot \mathbf{Z}_{t+1-p} + \varepsilon_{t+1}, \quad t \in \mathbb{N},$$

where $\Phi_i \in \mathbb{R}^{d \times d}$, $i = 1, \dots, p$ and ε_{t+1} is a noise process. In this paper, we add the following assumptions for (4.1):

Assumption 4.1. *The noises $\{\varepsilon_t\}_{t \geq 1}$ are i.i.d. and admit a density g . We assume that for all t :*

- (i) *There exists a constant $M > 0$ such that $\int |g(\mathbf{x} - \mathbf{y}) - g(\mathbf{x})| d\mathbf{x} < M |\mathbf{y}|$ for all $\mathbf{y} \in \mathbb{R}^d$.*
- (ii) *Additionally, ε_t is centered and has bounded α -th moment with $\alpha \in (1, 2]$, i.e.,*

$$\mathbb{E}[\varepsilon_t] = 0, \quad \text{and,} \quad \mathbb{E}|\varepsilon_t|^\alpha \leq K < \infty,$$

for some positive constant K .

Assumption 4.2. *Define a matrix $\Psi \in \mathbb{R}^{(dp) \times (dp)}$ as*

$$\Psi = \begin{bmatrix} \Phi_1 & \cdots & \Phi_{p-1} & \Phi_p \\ \mathbf{I}_d & \cdots & \mathbf{0} & \mathbf{0} \\ \vdots & \ddots & \vdots & \vdots \\ \mathbf{0} & \cdots & \mathbf{I}_d & \mathbf{0} \end{bmatrix}$$

with $\Phi_1 \cdots \Phi_p$ defined in (4.1), and \mathbf{I}_d being the identity matrix in $\mathbb{R}^{d \times d}$. We assume that $\rho(\Psi) \leq \rho$ for some constant $\rho \in (0, 1)$.

Under Assumption 4.2, for all $n \in \mathbb{N}$, there is a constant $C_{\text{op}} > 0$ independent of n such that $\|\Psi^n\|_{\text{op}} \leq C_{\text{op}} \rho^n$. Additionally, it holds that

$$(4.2) \quad \|[\Phi_1, \dots, \Phi_p]\|_{\text{op}} \leq \|\Psi\|_{\text{op}} \leq C_{\text{op}} \rho.$$

The following lemma arises from Theorem C.2 in Appendix C, and yields that time series $\{\mathbf{Z}_t\}_{t \in \mathbb{N}}$ is exponentially β -mixing.

Lemma 4.3. *Let Assumption 4.2 hold, and assume that the eigenvalues of Ψ are not all zero additionally. Let the noise ε_t satisfy Assumption 4.1. Then, there exists a constant $B > 0$ such that the β -mixing coefficient of $\{\mathbf{Z}_t\}_{t \in \mathbb{N}}$ satisfies*

$$\beta(n) \leq B \cdot \exp \left\{ -\frac{1}{2} |\log \rho| n \right\}.$$

More details can be found in Appendix C. Furthermore, let $\{x_i \in \mathbb{C}, i = 1, \dots, d\}$ be the roots of equation

$$\det(\mathbf{I} - x\Psi) = \det(\mathbf{I} - x\Phi_1 - \cdots - x^p\Phi_p) = 0.$$

Due to $\rho(\Psi) \leq \rho < 1$ under Assumption 4.2, it holds that $|x_i| \geq 1/\rho$ for all $i = 1, \dots, d$. That is, all roots x_i lie outside the unit circle. This immediately implies that (4.1) will be stationary according to Wei [47]. That is, there exists an unknown distribution Π such that $(\mathbf{Z}_t, \dots, \mathbf{Z}_{t+p}) \sim \Pi$ for all t .

Let us now fit this VAR(p) model into the framework of LAD. Let us $\mathbf{Y} = \mathbf{Z}_{p+1}$ and $\mathbf{X} = (\mathbf{Z}_p, \dots, \mathbf{Z}_1)$, it follows from Assumption 4.2 that $(\mathbf{X}, \mathbf{Y}) \sim \Pi$ for an unknown distribution Π . Then, the classical LAD is defined as

$$(4.3) \quad \begin{aligned} [\Phi_1^*, \dots, \Phi_p^*] &= \arg \min_{[\Phi_1, \dots, \Phi_p] \in \Theta} \left\{ R_{\ell_1}(\Phi_1, \dots, \Phi_p) + \gamma \sum_{i=1}^p \|\Phi_i\|_{1,1} \right\}, \\ R_{\ell_1}(\Phi_1, \dots, \Phi_p) &= \mathbb{E}_{(\mathbf{X}, \mathbf{Y}) \sim \Pi} [|\mathbf{Y} - [\Phi_1, \dots, \Phi_p] \cdot \mathbf{X}|]. \end{aligned}$$

For VAR(p) model, we regard that Θ is the collection of matrices given by

$$(4.4) \quad \Theta = \{\boldsymbol{\theta} = [\boldsymbol{\Phi}_1, \dots, \boldsymbol{\Phi}_p] \in \mathbb{R}^{d \times pd} : \|\boldsymbol{\theta}\|_{\text{op}} \leq C_{\text{op}}\rho\},$$

for some constants ρ in Assumption 4.2 and C_{op} in equation (4.2). We abuse the notation $[\boldsymbol{\Phi}_1, \dots, \boldsymbol{\Phi}_p] \cdot \mathbf{X} = \boldsymbol{\Phi}_1 \cdot \mathbf{Z}_p + \dots + \boldsymbol{\Phi}_p \cdot \mathbf{Z}_1$. Due to Assumption 4.1 and (4.1), we know that $\mathbb{E}|\mathbf{Y}|^\alpha < \infty$ and $\mathbb{E}_{(\mathbf{X}, \mathbf{Y}) \sim \Pi} |\mathbf{Y} - [\boldsymbol{\Phi}_1, \dots, \boldsymbol{\Phi}_p] \cdot \mathbf{X}|^\alpha < \infty$. Our corresponding ψ_α truncated LAD is defined as:

$$(4.5) \quad \begin{aligned} [\hat{\boldsymbol{\Phi}}_1, \dots, \hat{\boldsymbol{\Phi}}_p] &= \arg \min_{[\boldsymbol{\Phi}_1, \dots, \boldsymbol{\Phi}_p] \in \Theta} \left\{ \hat{R}_{\psi_\alpha, \ell_1}(\boldsymbol{\Phi}_1, \dots, \boldsymbol{\Phi}_p) + \gamma \sum_{i=1}^p \|\boldsymbol{\Phi}_i\|_{1,1} \right\}, \\ \hat{R}_{\psi_\alpha, \ell_1}(\boldsymbol{\Phi}_1, \dots, \boldsymbol{\Phi}_p) &= \frac{1}{n\lambda} \sum_{i=1}^n \psi_\alpha(\lambda |\mathbf{Z}_{i+p} - (\boldsymbol{\Phi}_1 \mathbf{Z}_{i+p-1} + \dots + \boldsymbol{\Phi}_p \mathbf{Z}_i)|), \end{aligned}$$

where ψ_α is in (2.9). To make notations simple, we denote

$$(4.6) \quad \boldsymbol{\theta}^* = [\boldsymbol{\Phi}_1^*, \dots, \boldsymbol{\Phi}_p^*] \quad \text{and} \quad \hat{\boldsymbol{\theta}} = [\hat{\boldsymbol{\Phi}}_1, \dots, \hat{\boldsymbol{\Phi}}_p].$$

We have the following theoretical result about excess risk, whose proof will be given in Appendix D

Theorem 4.4. *Keep the same conditions as in Lemma 4.3. For any $\varepsilon > 0$, when the sample size n is sufficiently large, there exists some constant $C > 0$ independent of ε, p, d, ρ and α such that*

$$R_{\ell_1}(\hat{\boldsymbol{\theta}}) - R_{\ell_1}(\boldsymbol{\theta}^*) \leq C \left(\frac{\log n}{|\log \rho| n} (|\log \varepsilon| + p^2 d^2 \log n) \right)^{(\alpha-1)/\alpha},$$

with probability at least $1 - 2\varepsilon$. Here, $\boldsymbol{\theta}^*$ and $\hat{\boldsymbol{\theta}}$ are defined in (4.6).

5. SIMULATIONS

5.1. Numerical Studies. To illustrate the effectiveness of the ψ_α truncation, we consider the following 5-dimensional VAR(p) models with $p = 1$ and $p = 2$ respectively:

$$\text{VAR}(1) : \mathbf{Z}_t = \text{diag}\{0.6, -0.4, 0.1, 0.5, -0.2\} \mathbf{Z}_{t-1} + \boldsymbol{\varepsilon}_t - \mathbb{E}[\boldsymbol{\varepsilon}_t], \quad \mathbf{Z}_t \in \mathbb{R}^5,$$

$$\begin{aligned} \text{VAR}(2) : \mathbf{Z}_t &= \text{diag}\{0.6, -0.6, 0.1, 0.5, -0.2\} \mathbf{Z}_{t-1} \\ &+ \text{diag}\{-0.3, 0.5, -0.2, -0.3, 0.1\} \mathbf{Z}_{t-2} + \boldsymbol{\varepsilon}_t - \mathbb{E}[\boldsymbol{\varepsilon}_t], \quad \mathbf{Z}_t \in \mathbb{R}^5 \end{aligned}$$

where $t \in \mathbb{N}$, and $\{\boldsymbol{\varepsilon}_t\}_{t \geq 1}$ is a sequence of independent random vectors with i.i.d. components following from some heavy-tailed distribution: Pareto distribution with shape μ (Pareto(μ)) and density function

$$p_\mu(x) = \frac{\mu}{x^{1+\mu}} \mathbb{1}_{(1, \infty)}(x), \quad \mu \in (1, 2],$$

or Fréchet distribution with shape ν (Fréchet(ν)) and density function

$$p_\nu(x) = \frac{\nu}{x^{1+\nu}} \exp\{-x^{-\nu}\} \mathbb{1}_{(0, \infty)}(x), \quad \nu \in (1, 2].$$

It is obvious that VAR(1) and VAR(2) are VAR(1) and VAR(2) models respectively.

To fit the models in the framework in Section 2, we take

$$(5.1) \quad \mathbf{Y}_t = \mathbf{Z}_t, \quad \mathbf{X}_t = \mathbf{Z}_{t-1} \quad \text{in VAR}(1),$$

$$(5.2) \quad \mathbf{Y}_t = \mathbf{Z}_t, \quad \mathbf{X}_t = (\mathbf{Z}_{t-1}, \mathbf{Z}_{t-2}) \quad \text{in VAR}(2).$$

Besides, we use the following truncation function $\psi_\alpha(r)$

$$\psi_\alpha(r) = \log \left(1 + r + \frac{r^\alpha}{\alpha} \right), \quad r \geq 0,$$

where parameter α satisfies $1 < \alpha < \mu$ for the Pareto(μ) distribution or $1 < \alpha < \nu$ for the Fréchet(ν) distribution, respectively.

Recall that the minimization problem (2.10) with the truncation function ψ_α is

$$\hat{\boldsymbol{\theta}}(\lambda, \gamma) := \arg \min_{\boldsymbol{\theta} \in \Theta} \left\{ \frac{1}{n\lambda} \sum_{i=1}^n \psi_\alpha(\lambda |\mathbf{Y}_i - \boldsymbol{\theta} \cdot \mathbf{X}_i|) + \gamma \|\boldsymbol{\theta}\|_{1,1} \right\}.$$

where λ and γ will be selected later. In practice, we can apply stochastic gradient descent (SGD) [35, 16, 23], to solve this optimization problem. That is,

$$(5.3) \quad \hat{\boldsymbol{\theta}}_{k+1} = \hat{\boldsymbol{\theta}}_k - \eta_k \nabla_{\boldsymbol{\theta}} \left\{ \frac{1}{\lambda} \psi_\alpha(\lambda |\mathbf{Y}_k - \hat{\boldsymbol{\theta}}_k \cdot \mathbf{X}_k|) + \gamma \|\hat{\boldsymbol{\theta}}_k\|_{1,1} \right\}, \quad k = 0, 1, 2, \dots$$

In the k -th step, we generate $(\mathbf{Y}_k, \mathbf{X}_k)$ by VAR(p) mentioned above, and let the learning rate be $\eta_k \in (0, 1)$. Analogously, for the minimization problem (2.3) without truncation,

$$\bar{\boldsymbol{\theta}}(\gamma) := \arg \min_{\boldsymbol{\theta} \in \Theta} \left\{ \frac{1}{n} \sum_{i=1}^n |\mathbf{Y}_i - \boldsymbol{\theta} \cdot \mathbf{X}_i| + \gamma \|\boldsymbol{\theta}\|_{1,1} \right\},$$

it can be solved by the following SGD in practice,

$$(5.4) \quad \bar{\boldsymbol{\theta}}_{k+1} = \bar{\boldsymbol{\theta}}_k - \eta_k \nabla_{\boldsymbol{\theta}} \left\{ |\mathbf{Y}_k - \bar{\boldsymbol{\theta}}_k \cdot \mathbf{X}_k| + \gamma \|\bar{\boldsymbol{\theta}}_k\|_{1,1} \right\}, \quad k = 0, 1, 2, \dots$$

Furthermore, we also consider the following minimization problem with Huber loss:

$$\tilde{\boldsymbol{\theta}}(\sigma, \tau, \gamma) := \arg \min_{\boldsymbol{\theta} \in \Theta} \left\{ \frac{1}{n\sigma} \sum_{i=1}^n h_\tau(\sigma |\mathbf{Y}_i - \boldsymbol{\theta} \cdot \mathbf{X}_i|) + \gamma \|\boldsymbol{\theta}\|_{1,1} \right\},$$

which can be solved by the following SGD similarly:

$$(5.5) \quad \tilde{\boldsymbol{\theta}}_{k+1} = \tilde{\boldsymbol{\theta}}_k - \eta_k \nabla_{\boldsymbol{\theta}} \left\{ \frac{1}{\sigma} h_\tau(\sigma |\mathbf{Y}_k - \tilde{\boldsymbol{\theta}}_k \cdot \mathbf{X}_k|) + \gamma \|\tilde{\boldsymbol{\theta}}_k\|_{1,1} \right\}, \quad k = 0, 1, 2, \dots$$

Here, the Huber function $h_\tau(r) : \mathbb{R} \rightarrow \mathbb{R}^+$ is defined by

$$h_\tau(r) = \begin{cases} r^2/2, & |r| \leq \tau, \\ \tau |r| - \tau^2/2, & |r| > \tau, \end{cases}$$

and the parameters σ , γ and τ will be chosen later.

Given a $\boldsymbol{\theta}$ and the observed data $\{(\mathbf{X}_i, \mathbf{Y}_i)\}_{1 \leq i \leq N}$, we will compute the following empirical risk

$$R_{\ell_1}^e(\boldsymbol{\theta}) = \frac{1}{N} \sum_{i=1}^N |\mathbf{Y}_i - \boldsymbol{\theta} \cdot \mathbf{X}_i|$$

5.1.1. *General description.* Given observed data $\{\mathbf{Z}_i\}_{1 \leq i \leq N+L}$ generating by VAR(1) or VAR(2), we first obtain the estimators $\hat{\boldsymbol{\theta}}$ (with ψ_α truncation), $\bar{\boldsymbol{\theta}}$ (without truncation) and $\tilde{\boldsymbol{\theta}}$ (with Huber loss) for the true value $\boldsymbol{\theta}^*$ by using the data set $\{\mathbf{Z}_i\}_{1 \leq i \leq N}$ to train the three corresponding models. In practice, we shall run the above three SGDs to approximate the these three estimators respectively. For each $\hat{\boldsymbol{\theta}}_k$, $\bar{\boldsymbol{\theta}}_k$ and $\tilde{\boldsymbol{\theta}}_k$ arising from the k -th step of SGDs (5.3), (5.4) and (5.5) respectively, we let

$$(5.6) \quad \hat{R}_{\psi_\alpha, k} = R_{\ell_1}^e(\hat{\boldsymbol{\theta}}_k), \quad \hat{R}_{\text{LAD}, k} = R_{\ell_1}^e(\bar{\boldsymbol{\theta}}_k) \quad \text{and} \quad \hat{R}_{\text{Huber}, k} = R_{\ell_1}^e(\tilde{\boldsymbol{\theta}}_k).$$

For the obtained estimator $\hat{\boldsymbol{\theta}}$, we next use the remain $\{\mathbf{Z}_i\}_{N+1 \leq i \leq N+L}$ to test it. More precisely, we use the model and the obtained estimators $\hat{\boldsymbol{\theta}}$ to predict L values, denoted as $\{\hat{\mathbf{Z}}_i^{\text{pre}}\}_{N+1 \leq i \leq N+L}$. For VAR(1), we let

$$\hat{\mathbf{Z}}_{N+i}^{\text{pre}} = \hat{\boldsymbol{\theta}} \cdot \hat{\mathbf{Z}}_{N+i-1}^{\text{pre}}, \quad \hat{\mathbf{X}}_{N+1}^{\text{pre}} = \mathbf{Z}_N, \quad i = 1, \dots, L.$$

Analogously, for VAR(2), we let

$$\hat{\mathbf{Z}}_{N+i}^{\text{pre}} = \hat{\boldsymbol{\theta}} \cdot (\hat{\mathbf{Z}}_{N+i-1}^{\text{pre}}, \hat{\mathbf{Z}}_{N+i-2}^{\text{pre}}), \quad (\hat{\mathbf{Z}}_N^{\text{pre}}, \hat{\mathbf{Z}}_{N-1}^{\text{pre}}) = (\mathbf{Z}_N, \mathbf{Z}_{N-1}), \quad i = 1, \dots, L.$$

We then compute the following prediction error:

$$\hat{E}^p(\hat{\boldsymbol{\theta}}, L) = \frac{1}{L} \sum_{i=1}^L \left| \mathbf{Z}_{i+N} - \hat{\mathbf{Z}}_{i+N}^{\text{pre}} \right|.$$

The smaller $\hat{E}^p(\hat{\boldsymbol{\theta}}, L)$ is, the better the estimator $\hat{\boldsymbol{\theta}}$ performs. Similarly, we define $\bar{E}^p(\bar{\boldsymbol{\theta}}, L)$ and $\tilde{E}^p(\tilde{\boldsymbol{\theta}}, L)$. For $\hat{\boldsymbol{\theta}}_N$, $\bar{\boldsymbol{\theta}}_N$ and $\tilde{\boldsymbol{\theta}}_N$ arising from SGDs (5.3), (5.4) and (5.5) after stopping at the N -th iteration respectively, to distinguish among their prediction errors, we let

$$(5.7) \quad \hat{E}_{\psi_\alpha, L}^p = \hat{E}^p(\hat{\boldsymbol{\theta}}_N, L), \quad \bar{E}_{\text{LAD}, L}^p = \bar{E}^p(\bar{\boldsymbol{\theta}}_N, L), \quad \text{and} \quad \tilde{E}_{\text{Huber}, L}^p = \tilde{E}^p(\tilde{\boldsymbol{\theta}}_N, L).$$

We will conduct 2000 independent experiments for each of the three models. For each experiment, we run the VAR(p) to create training data for SGDs (5.3), (5.4) and (5.5). To guarantee that the data are approximately stationary, we drop the first 5000 observations and use the subsequent data $\mathbf{Z}_{5001}, \mathbf{Z}_{5002}, \dots$. In the i -th experiment, $i = 1, \dots, 2000$, let the number of iteration steps of SGDs be N . We then obtain $\{\hat{\boldsymbol{\theta}}_k^i, \bar{\boldsymbol{\theta}}_k^i, \tilde{\boldsymbol{\theta}}_k^i : k = 0, \dots, N, i = 1, \dots, 2000\}$, which are used to compute the empirical risk $\hat{R}_{\psi_\alpha, k}$, $\hat{R}_{\text{LAD}, k}$ and $\hat{R}_{\text{Huber}, k}$ as defined in (5.6). In Figure 1–Figure 4, the linear plots show the means of these empirical risks. Additionally, we use $\{\hat{\boldsymbol{\theta}}_N^i, \bar{\boldsymbol{\theta}}_N^i, \tilde{\boldsymbol{\theta}}_N^i : i = 1, \dots, 2000\}$ to compute the prediction errors $\hat{E}_{\psi_\alpha, L}^p$, $\bar{E}_{\text{LAD}, L}^p$, and $\tilde{E}_{\text{Huber}, L}^p$ as defined in (5.7). Since the prediction errors may be large, we take the logarithm base 10 of these values. The means, medians and outliers of these logged prediction errors are then illustrated using the box plots in Figure 1–Figure 4.

Furthermore, to demonstrate the advantages of the truncation function ψ_α , we will select different values of α according to the index parameters μ and ν of the Pareto and Fréchet noise distributions respectively. The following scenarios will be considered:

- (i) For $\mu = \nu = 1.2$, we choose $\alpha = 1.05, 1.1, 1.15$ and 1.18 within ψ_α .
- (ii) For $\mu = \nu = 1.5$, we choose $\alpha = 1.1, 1.2, 1.3$ and 1.4 within ψ_α .
- (iii) For $\mu = \nu = 1.8$, we choose $\alpha = 1.2, 1.4, 1.6$ and 1.7 within ψ_α .

5.1.2. *Simulations of VAR(1)*: For all SGDs (5.3), (5.4) and (5.5), we set the initial points $\hat{\boldsymbol{\theta}}_0 = \bar{\boldsymbol{\theta}}_0 = \tilde{\boldsymbol{\theta}}_0 = 2\mathbf{I}_5$ where \mathbf{I}_5 is the identity matrix in $\mathbb{R}^{5 \times 5}$, employ a constant learning rate $\eta_k = 0.01$ for $0 \leq k \leq N = 800$ and set $\gamma = 0.01$. Additionally, we set $\lambda = 0.035$ for the truncated SGD (5.3), and set $\sigma = 1$ and $\tau = 0.5$ in SGD (5.5). We predict $L = 10$ values in each experiment. The outcomes are illustrated in Figure 1 for Pareto(μ) noise and in Figure 2 for Fréchet(ν) noise, respectively.

5.1.3. *Simulations of VAR(2)*: For all SGDs (5.3), (5.4) and (5.5), the initial points are set to $\hat{\boldsymbol{\theta}}_0 = \bar{\boldsymbol{\theta}}_0 = \tilde{\boldsymbol{\theta}}_0 = (\mathbf{I}_5, \mathbf{I}_5) \in \mathbb{R}^{5 \times 10}$, a constant learning rate of $\eta_k \equiv 0.01$ is used, the number of iterations is $N = 800$, and the penalty coefficient is $\gamma = 0.005$. Additionally, we set $\lambda = 0.035$ in SGD (5.3), let $\sigma = 1$ and $\tau = 0.5$ in SGD (5.5). We predict $L = 10$ values in each experiment. Consequently, we obtain Figure 3 for Pareto(μ) noise and in Figure 4 for Fréchet(ν) noise, respectively.

5.1.4. *Conclusion*: Besides the figures, we also present Table 1 for Pareto(μ) noise and Table 2 for Fréchet(ν) noise, which compare the differences with respect to the order p more directly.

Based on the figures and tables obtained, we can find that:

- (i) SGD (5.3) with ψ_α truncation is more efficient and stable than SGD (5.4) without truncation and SGD (5.5) with the Huber loss.
- (ii) The truncation methods are effective in reducing outliers, and ψ_α truncation outperforms the Huber one.
- (iii) The ψ_α truncation method yields the smallest means of both empirical risks and prediction errors.
- (iv) For higher dimensions d and orders p , the advantages of the ψ_α truncation method become more pronounced.

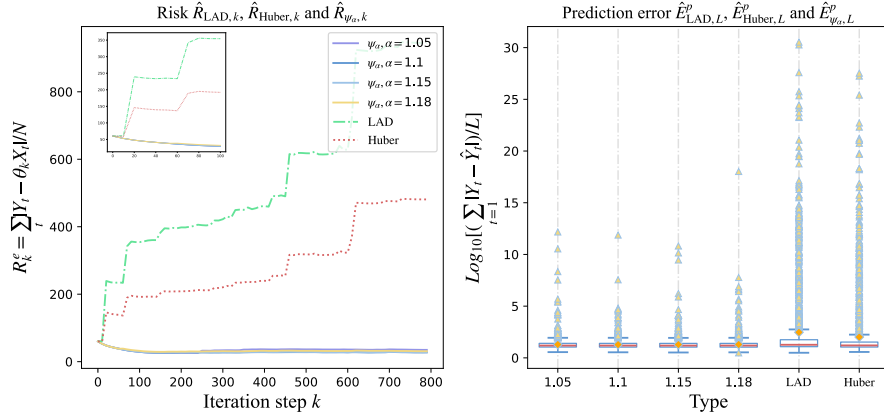
It is evident that the minimization problem (2.10) with truncation outperforms the non-truncated approach (2.3) in the presence of heavy-tailed distributions. Specifically, ψ_α truncation is more effective than the Huber loss. This improvement is particularly notable in cases where the tail distribution is extremely heavy, such as Pareto(1.2) and Fréchet(1.2). The robustness introduced by the truncation ψ_α effectively mitigates the influence of outliers.

5.2. **Real Data Analysis.** We apply our ψ_α truncation method to the GDP and its decomposition of the United States from 1959 to 2008 [32, 46]. The total sample size is $\tilde{N} = 200$. To make the data stationary, we transform them by the methods described in [46] and then denote the t -th sample by \mathbf{Z}_t , $t = 1, \dots, \tilde{N}$, where $\mathbf{Z}_t \in \mathbb{R}^{75}$ for each t . According to different transformation methods, we divide \mathbf{Z}_t into two parts. That is,

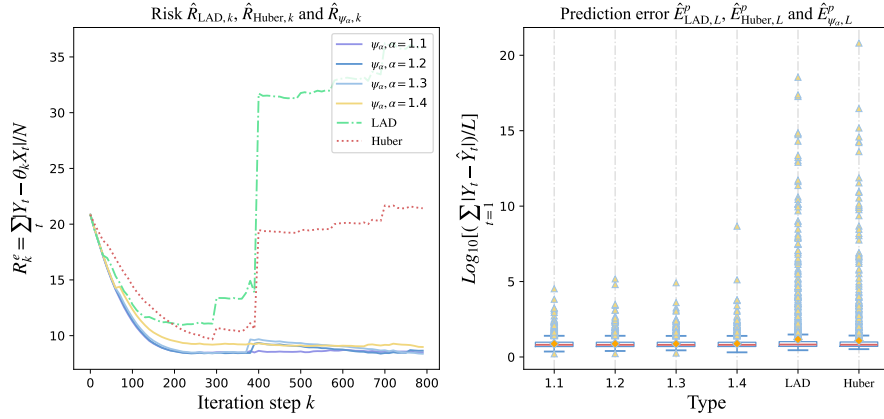
$$\mathbf{Z}_t = (\mathbf{Z}_t^1, \mathbf{Z}_t^2), \quad \mathbf{Z}_t^1 \in \mathbb{R}^{20} \quad \text{and} \quad \mathbf{Z}_t^2 \in \mathbb{R}^{55},$$

where the components of \mathbf{Z}_t^1 are from GDP251 to GDP271, and the components of \mathbf{Z}_t^2 are from GDP272 to GDP288A. We assume that these data follow a VAR(1) model.

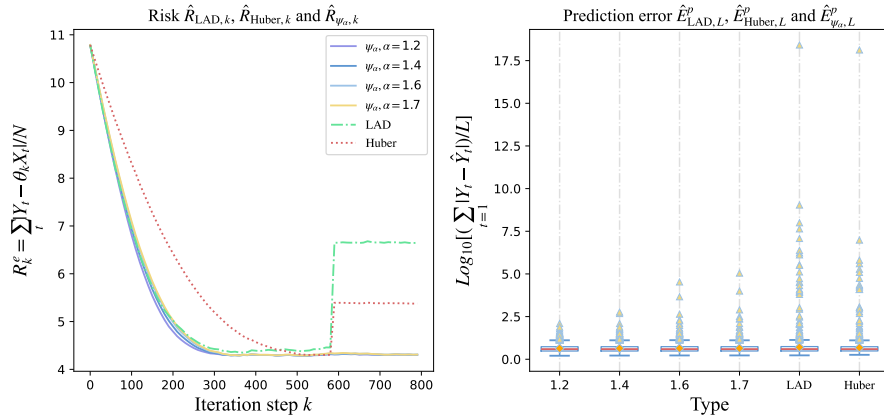
To find the tail index, we use the Hill estimator (see, for instance, [27, 43, 33]). Due to the small sample size \tilde{N} , which limits accurate tail index estimation, we apply the method described in [27]. For traditional Hill estimators, denoted as $\gamma(k)$, $k = 1, \dots, \tilde{N}$, we find that $\gamma(k)$ is approximately linear for $k \leq 160$ according to the first subfigure of Figure 5. We then compute the weighted average of Hill estimators



(a) $\varepsilon_k \sim \text{Pareto}(1.2)$, $\alpha = 1.05, 1.1, 1.15$ and 1.18 within function ψ_α .



(b) $\varepsilon_k \sim \text{Pareto}(1.5)$, $\alpha = 1.1, 1.2, 1.3$ and 1.4 within function ψ_α .



(c) $\varepsilon_k \sim \text{Pareto}(1.8)$, $\alpha = 1.2, 1.4, 1.6$ and 1.7 within function ψ_α .

FIGURE 1. Simulations values of risk $\hat{R}_{\psi_\alpha,k}$, $\hat{R}_{LAD,k}$ and $\hat{R}_{Huber,k}$ for VAR(1) with $1 \leq k \leq N = 800$, and the logged prediction errors $\hat{E}_{\psi_\alpha,L}^p$, $\hat{E}_{LAD,L}^p$ and $\hat{E}_{Huber,L}^p$ with $L = 10$. The noise ε_k follows a Pareto distribution $\text{Pareto}(\mu)$ with $\mu = 1.2, 1.5$ and 1.8 .

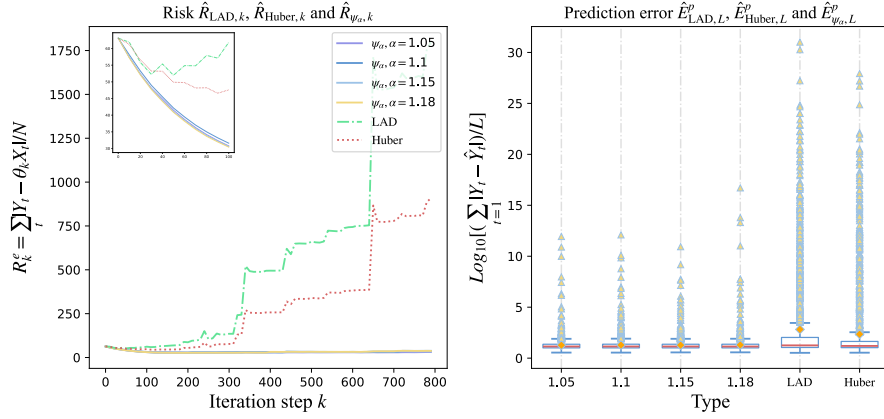
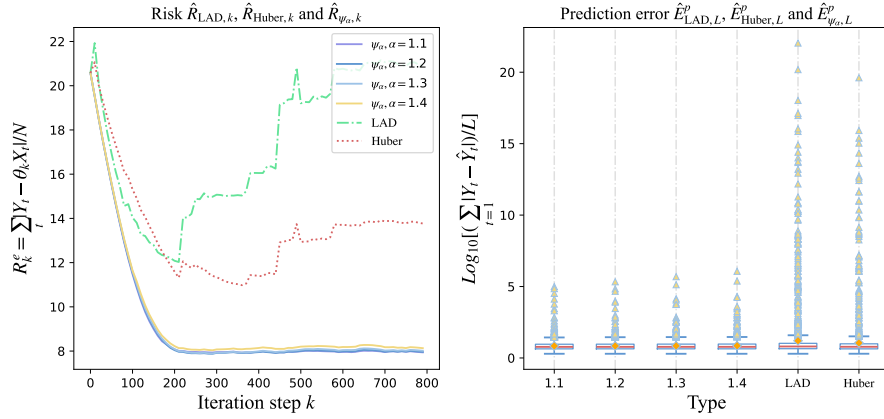
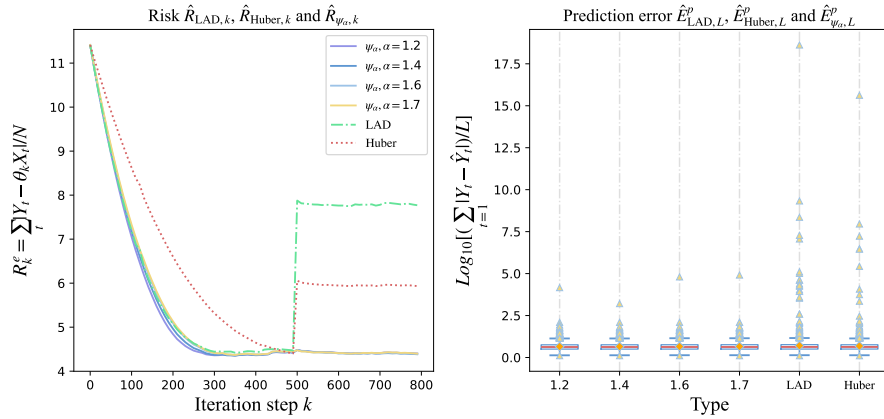
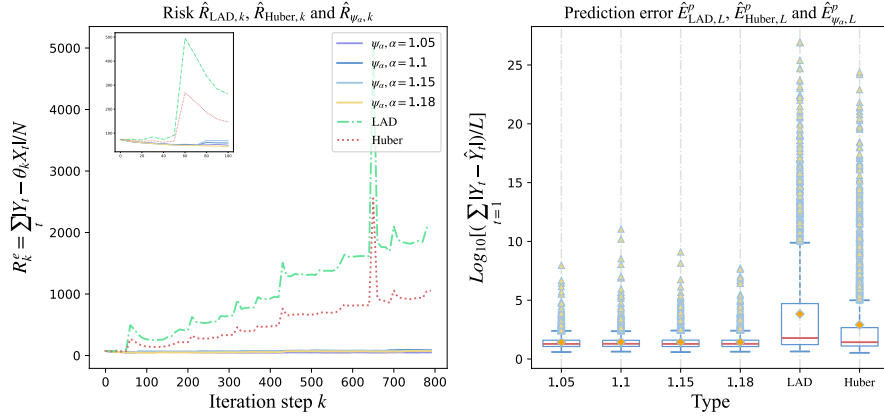
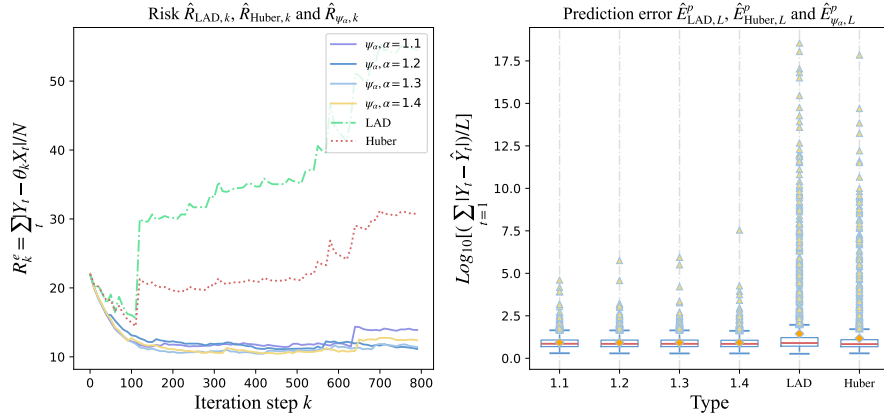
(a) $\varepsilon_k \sim \text{Fréchet}(1.2)$, $\alpha = 1.05, 1.1, 1.15$ and 1.18 within function ψ_α .(b) $\varepsilon_k \sim \text{Fréchet}(1.5)$, $\alpha = 1.1, 1.2, 1.3$ and 1.4 within function ψ_α .(c) $\varepsilon_k \sim \text{Fréchet}(1.8)$, $\alpha = 1.2, 1.4, 1.6$ and 1.7 within function ψ_α .

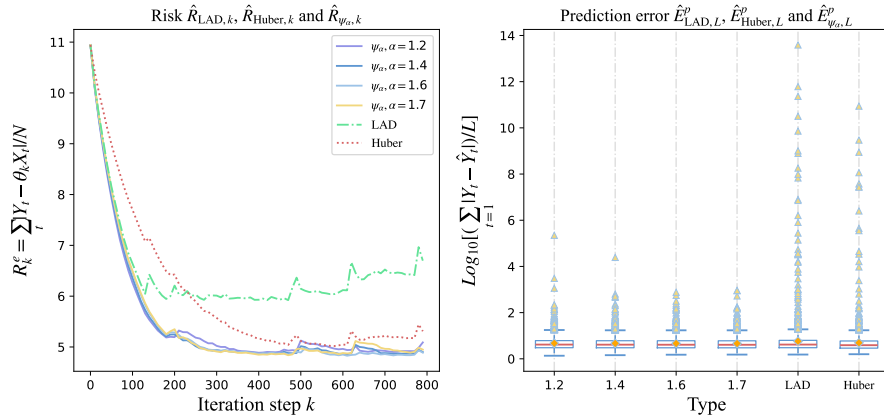
FIGURE 2. Simulations values of risk $\hat{R}_{\psi_\alpha,k}$, $\hat{R}_{LAD,k}$ and $\hat{R}_{Huber,k}$ for VAR(1) with $1 \leq k \leq N = 800$, and the logged prediction errors $\hat{E}_{\psi_\alpha,L}^p$, $\hat{E}_{LAD,L}^p$ and $\hat{E}_{Huber,L}^p$ with $L = 10$. The noise ε_k follows a Fréchet distribution Fréchet(ν) with $\nu = 1.2, 1.5$ and 1.8 .



(a) $\varepsilon_k \sim \text{Pareto}(1.2)$, $\alpha = 1.05, 1.1, 1.15$ and 1.18 within function ψ_α .



(b) $\varepsilon_k \sim \text{Pareto}(1.5)$, $\alpha = 1.1, 1.2, 1.3$ and 1.4 within function ψ_α .



(c) $\varepsilon_k \sim \text{Pareto}(1.8)$, $\alpha = 1.2, 1.4, 1.6$ and 1.7 within function ψ_α .

FIGURE 3. Simulations values of risk $\hat{R}_{\psi_\alpha,k}$, $\hat{R}_{LAD,k}$ and $\hat{R}_{Huber,k}$ for VAR(2) with $1 \leq k \leq N = 800$, and the logged prediction errors $\hat{E}_{\psi_\alpha,L}^p$, $\hat{E}_{LAD,L}^p$ and $\hat{E}_{Huber,L}^p$ with $L = 10$. The noise ε_k follows a Pareto distribution Pareto(μ) with $\mu = 1.2, 1.5$ and 1.8 .

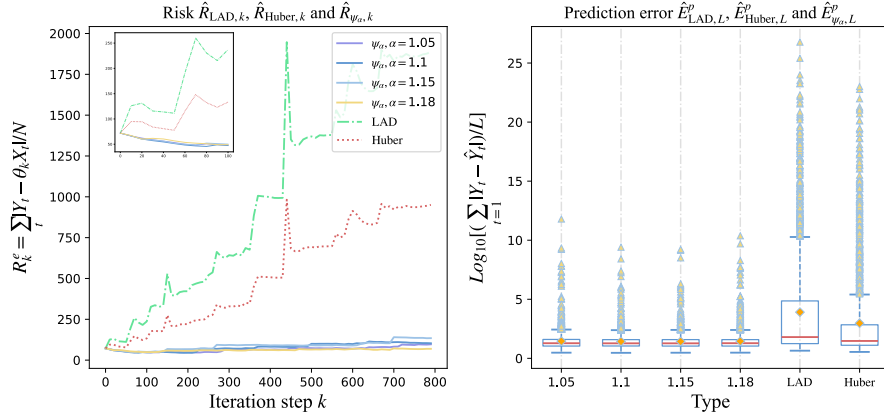
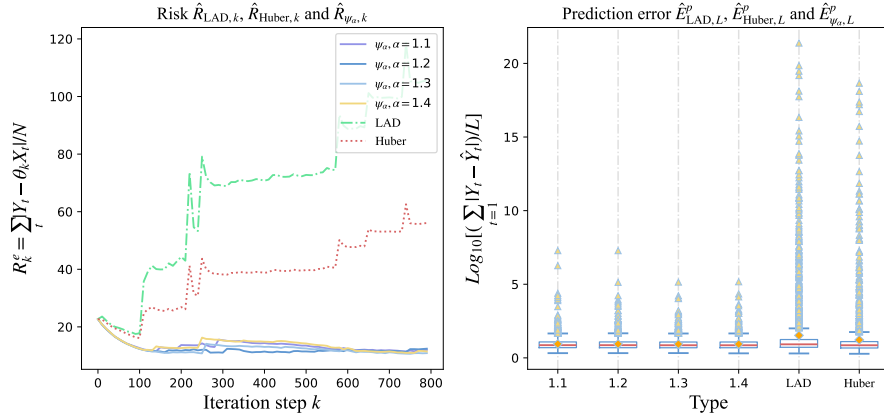
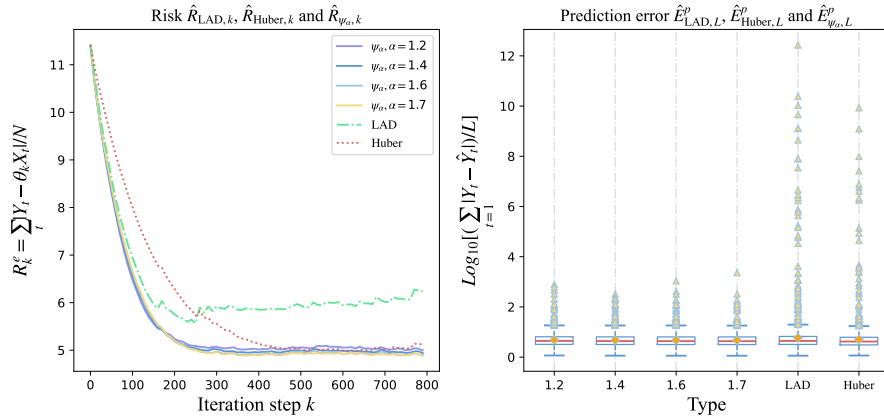
(a) $\varepsilon_k \sim \text{Fréchet}(1.2)$, $\alpha = 1.05, 1.1, 1.15$ and 1.18 within function ψ_α .(b) $\varepsilon_k \sim \text{Fréchet}(1.5)$, $\alpha = 1.1, 1.2, 1.3$ and 1.4 within function ψ_α .(c) $\varepsilon_k \sim \text{Fréchet}(1.8)$, $\alpha = 1.2, 1.4, 1.6$ and 1.7 within function ψ_α .

FIGURE 4. Simulations values of risk $\hat{R}_{\psi_\alpha,k}$, $\hat{R}_{LAD,k}$ and $\hat{R}_{Huber,k}$ for VAR(2) with $1 \leq k \leq N = 800$, and the logged prediction errors $\hat{E}_{\psi_\alpha,L}^p$, $\hat{E}_{LAD,L}^p$ and $\hat{E}_{Huber,L}^p$ with $L = 10$. The noise ε_k follows a Fréchet distribution Fréchet(ν) with $\nu = 1.2, 1.5$ and 1.8 .

TABLE 1. Comparison of average empirical ℓ_1 risk and logged prediction error for LAD regression on VAR(1) and VAR(2) models with Pareto(μ) noise, where $\mu = 1.2, 1.5,$ and 1.8 .

			VAR(1)		VAR(2)		
	Pareto(μ)		Risk	Prediction error	Risk	Prediction error	
	μ	α	(mean)	(logged mean)	(mean)	(logged mean)	
ψ_α Truncation	1.20	1.05	34.974	1.290	50.334	1.422	
		1.10	27.360	1.280	88.064	1.447	
		1.15	28.091	1.285	77.914	1.437	
		1.18	30.930	1.299	73.195	1.436	
	1.50	1.10	8.498	0.877	13.896	0.928	
		1.20	8.653	0.879	11.136	0.923	
		1.30	8.373	0.877	11.423	0.924	
		1.40	8.982	0.886	12.400	0.923	
	1.80	1.20	4.303	0.637	5.090	0.673	
		1.40	4.305	0.640	4.900	0.668	
		1.60	4.309	0.644	4.889	0.665	
		1.70	4.309	0.645	4.948	0.663	
	LAD	1.20		908.465	2.472	2094.062	3.830
		1.50	*	35.732	1.168	54.492	1.447
		1.80		6.648	0.702	6.698	0.760
	Huber	1.20		480.862	2.015	1055.114	2.912
1.50		*	21.425	1.083	30.705	1.173	
1.80			5.378	0.678	5.310	0.693	

(see, [27]), denoted as $\gamma^*(\bar{k})$ for $\bar{k} \leq 160$, resulting in the second subfigure of Figure 5. Consequently, we find $1/\gamma^*(160) \approx 4$, implying that \mathbf{Z}_t (or $\mathbf{Z}_t^1, \mathbf{Z}_t^2$) has an $\alpha = 4$ -th absolute moment.

We solve the corresponding minimization problem using SGDs (5.3), (5.4) and (5.5), respectively. For all SGDs, we set the number of iterations to $n = 10000$ and employ a constant learning rate $\eta \equiv 0.08$. We train on \mathbf{Z}_t (or $\mathbf{Z}_t^1, \mathbf{Z}_t^2$) for $1 \leq t \leq N = 190$. In the k -th step of the SGDs, we randomly choose a $t_k \in \{1, \dots, 190\}$, and use \mathbf{Z}_{t_k} (or $\mathbf{Z}_{t_k}^1, \mathbf{Z}_{t_k}^2$) to obtain $\hat{\boldsymbol{\theta}}_k, \bar{\boldsymbol{\theta}}_k$ and $\tilde{\boldsymbol{\theta}}_k$ by SGDs (5.3), (5.4) and (5.5) respectively. Finally, we select $\hat{\boldsymbol{\theta}}_k, \bar{\boldsymbol{\theta}}_k$ and $\tilde{\boldsymbol{\theta}}_k$ for $k \in \{1000, 1500, \dots, 10000\}$ to

TABLE 2. Comparison of average empirical ℓ_1 risk and logged prediction error for LAD regression on VAR(1) and VAR(2) models with Fréchet(ν) noise, where $\nu = 1.2, 1.5,$ and 1.8 .

			VAR(1)		VAR(2)	
	Fréchet(ν)		Risk (mean)	Prediction error (logged mean)	Risk (mean)	Prediction error (logged mean)
	ν	α				
ψ_α Truncation	1.20	1.050	30.986	1.271	96.804	1.454
		1.10	37.940	1.281	103.261	1.428
		1.15	34.453	1.273	134.532	1.429
		1.18	37.656	1.293	69.266	1.449
	1.50	1.10	7.942	0.841	12.024	0.944
		1.20	7.962	0.842	12.429	0.942
		1.30	8.013	0.847	10.880	0.934
		1.40	8.132	0.855	11.463	0.933
	1.80	1.20	4.404	0.652	4.998	0.686
		1.40	4.385	0.653	4.939	0.679
		1.60	4.391	0.657	4.898	0.678
		1.70	4.400	0.660	4.884	0.675
LAD	1.20	*	1798.187	2.818	1888.108	3.908
	1.50	*	20.887	1.207	105.517	1.525
	1.80	*	7.771	0.703	6.234	0.772
Huber	1.20	*	908.080	2.350	950.772	2.969
	1.50	*	13.770	1.052	56.051	1.219
	1.80	*	5.935	0.684	5.121	0.707

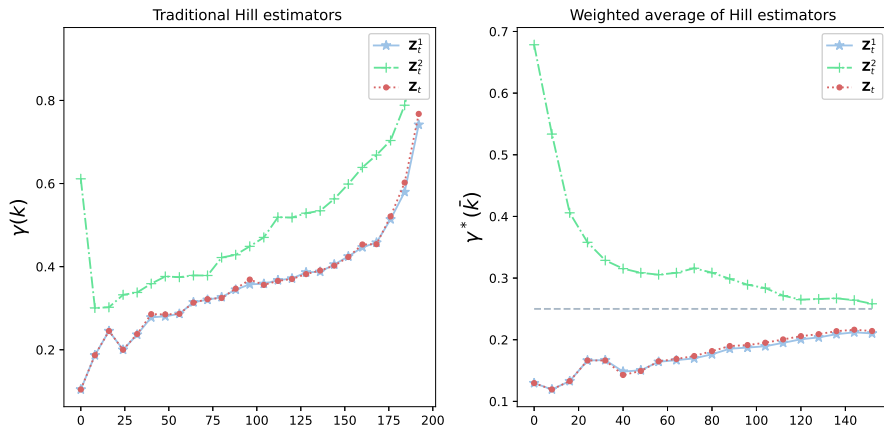


FIGURE 5. (Average) Hill estimators for Z_t^1 , Z_t^2 and Z_t

predict $L = 10$ values and obtain the corresponding prediction errors. We set the coefficient of the penalty term as $\gamma = 0.5$ to ensure fast convergence of the SGDs, but this may lead to large biases. Therefore, when the rate of change of the empirical risk falls below a chosen threshold c_0 , i.e., $\Delta_{k+1} := |R_{\ell_1}^e(\boldsymbol{\theta}_{k+1}) - R_{\ell_1}^e(\boldsymbol{\theta}_k)| / R(\boldsymbol{\theta}_k) \leq c_0$, we set $\gamma = 0$ to counteract the bias effect of the penalty term. On the other hand, we also compute the rate of change of prediction errors with respect to $\hat{E}_{\text{LAD},L}^p$ and $\hat{E}_{\psi_\alpha,L}^p$, denoted as $\Delta(\text{LAD}, \psi_\alpha)$, given by

$$\Delta(\text{LAD}, \psi_\alpha) := \frac{\hat{E}_{\text{LAD},L}^p - \hat{E}_{\psi_\alpha,L}^p}{\hat{E}_{\text{LAD},L}^p}.$$

$\Delta(\text{LAD}, \text{Huber})$ and $\Delta(\text{Huber}, \psi_\alpha)$ are defined similarly. The experiments are conducted under the following three different situations:

- (1) For $\mathbf{Z}_t^1 \in \mathbb{R}^{20}$, we set $c_0 = 0.01$. In the SGD (5.3), we let $\alpha = 1.2$ and $\lambda = 0.020$, while in the SGD (5.5), we let $\tau = 0.5$ and $\sigma = 8$. The outcomes of these setups are illustrated in Figure 6(a).
- (2) For $\mathbf{Z}_t^2 \in \mathbb{R}^{55}$, we set $c_0 = 0.03$. In the SGD (5.3), we let $\alpha = 1.2$ and $\lambda = 0.040$, while in the SGD (5.5), we let $\tau = 0.2$ and $\sigma = 10$. The outcomes of these setups are illustrated in Figure 6(b).
- (3) For $\mathbf{Z}_t \in \mathbb{R}^{75}$, we set $c_0 = 0.04$. In the SGD (5.3), we let $\alpha = 1.2$ and $\lambda = 0.080$, and in the SGD (5.5), we let $\tau = 0.15$ and $\sigma = 12$. The outcomes of these setups are illustrated in Figure 6(c).

Based on Figure 6, we find that the minimization problem with ψ_α truncation outperforms both the non-truncated approach and the Huber loss. Although the tail is not very heavy, the advantages of using ψ_α are still evident. The Huber truncations do not perform well, we think it may be due to the small size of our data. We can see that when the dimension is high, the improvements of ψ_α truncation are significant.

APPENDIX

APPENDIX A. PROOF OF (2.8)

Recalling the definition of $R_{\ell_1}(\theta)$ in (2.7), it is easy to verify that $R_{\ell_1}(\theta) - R_{\ell_1}(0) \geq \rho_n$ if and only if $|\theta| \geq 1$. Hence, it follows from $\rho_n = 1/\sqrt{n}$ that

$$\mathbb{P}\left(R_{\ell_1}(\bar{\theta}) - R_{\ell_1}(\theta^*) \geq \frac{1}{\sqrt{n}}\right) = 2\mathbb{P}(\bar{\theta} \geq 1).$$

We claim that there exists a constant $n_0 \in \mathbb{N}$ such that for all $n > n_0$,

$$(A.1) \quad \mathbb{P}(\bar{\theta} \geq 1) \geq \frac{9}{32e^2},$$

which implies (2.8) immediately.

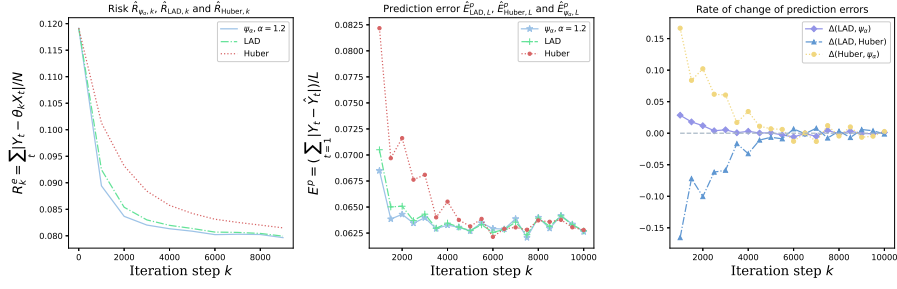
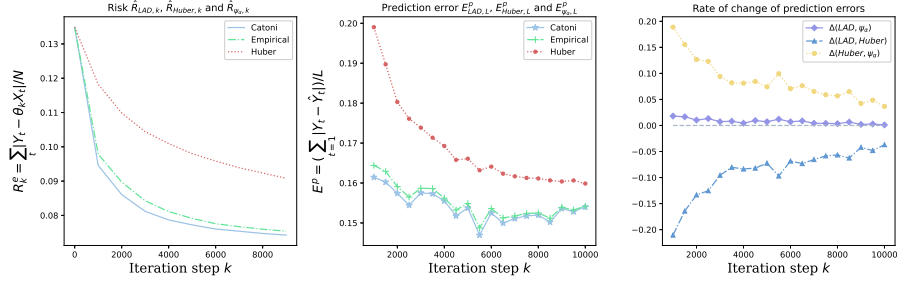
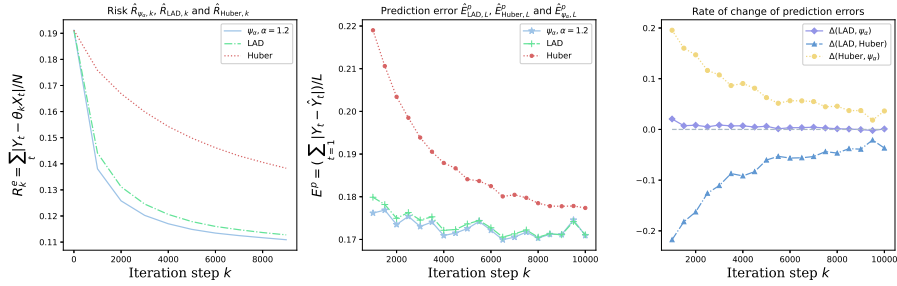
(a) Simulation values for $\mathbf{Z}_t^1 \in \mathbb{R}^{20}$.(b) Simulation values for $\mathbf{Z}_t^2 \in \mathbb{R}^{55}$.(c) Simulation values for $\mathbf{Z}_t \in \mathbb{R}^{75}$.

FIGURE 6. For $\mathbf{Z}_t^1 \in \mathbb{R}^{20}$, $\mathbf{Z}_t^2 \in \mathbb{R}^{55}$ and $\mathbf{Z}_t \in \mathbb{R}^{75}$, $t = 1, \dots, N = 190$, simulations values of risk $\hat{R}_{\psi_\alpha, k}$, $\hat{R}_{LAD, k}$ and $\hat{R}_{Huber, k}$ with $1 \leq k \leq n = 10000$, the prediction errors $\hat{E}_{\psi_\alpha, L}^p$, $\hat{E}_{LAD, L}^p$ and $\hat{E}_{Huber, L}^p$ with $L = 10$, and the rate of changes of prediction errors $\Delta(LAD, \psi_\alpha)$, $\Delta(LAD, Huber)$ and $\Delta(Huber, \psi_\alpha)$.

Next, we verify (A.1). Recall that the population has the distribution (2.5). Then, the corresponding cumulative density function, denoted by $F_Y(x)$, is given by

$$(A.2) \quad F_Y(x) = \begin{cases} \frac{1 - \rho_n}{2|x|^\mu}, & \text{as } x < -1, \\ \frac{1 - \rho_n}{2}, & \text{as } -1 \leq x < 0, \\ \frac{1 + \rho_n}{2}, & \text{as } 0 \leq x < 1, \\ 1 - \frac{1 - \rho_n}{2|x|^\mu}, & \text{as } x \geq 1. \end{cases}$$

Let $Y_{(r)}$ denote the r -th order statistic of the observations $\{Y_i\}_{i=1}^{2m+1}$. According to [1, 17], the cumulative density function of $Y_{(r)}$ is given by

$$\mathbb{P}(Y_{(r)} \leq x) = \sum_{j=r}^{2m+1} \binom{2m+1}{j} [F_Y(x)]^j [1 - F_Y(x)]^{2m+1-j}.$$

Since $\bar{\theta} = Y_{(m+1)}$ is the median, combining this with $F_Y(1) = (1 + \rho_n)/2$ by (A.2), we have that

$$(A.3) \quad \mathbb{P}(\bar{\theta} \leq 1) = \sum_{j=m+1}^{2m+1} \binom{2m+1}{j} \left[\frac{1 + \rho_n}{2} \right]^j \left[\frac{1 - \rho_n}{2} \right]^{2m+1-j}.$$

Let $X \sim \text{Bin}(2m+1, (1 + \rho_n)/2)$ represent the binomial distribution with parameter $2m+1$ and $(1 + \rho_n)/2$. We then observe that $\mathbb{P}(\bar{\theta} \leq 1) = \mathbb{P}(X \geq m+1)$, which leads that

$$(A.4) \quad \mathbb{P}(\bar{\theta} \geq 1) \geq 1 - \mathbb{P}(\bar{\theta} \leq 1) = \mathbb{P}(X \leq m).$$

On the other hand, let $\{Z_i\}_{i=1}^{2m+1}$ be a sequence of i.i.d. random variables following a Bernoulli distribution with parameter $(1 + \rho_n)/2$. Then, we have that

$$\mathbb{P}(X \leq m) = \mathbb{P}\left(\frac{\sum_{j=1}^{2m+1} Z_j - (2m+1)\mathbb{E}Z_1}{[(2m+1)\text{Var}(Z_1)]^{1/2}} \leq -\frac{(2m+1)\rho_n + 1}{[(2m+1)(1 - \rho_n^2)]^{1/2}} \right).$$

According to $\rho_n = 1/\sqrt{n}$ independent of n , it holds that

$$1 < \frac{(2m+1)\rho_n + 1}{[(2m+1)(1 - \rho_n^2)]^{1/2}} = \frac{\sqrt{2m+1} + 1}{\sqrt{2m}} < 2.$$

By Cramér type moderate deviation [36, 40, 21] (the left side tail probability), as $m \geq m_0$ with $m_0 \in \mathbb{N}$ being some constant, we have

$$\left| \frac{\mathbb{P}(X \leq m)}{\Phi(-(\sqrt{2m+1} + 1)/\sqrt{2m})} - 1 \right| \leq \frac{1}{4},$$

where $\Phi(x)$ is the cumulative density function of standard normal distribution. Hence,

$$(A.5) \quad \mathbb{P}(X \leq m) \geq \frac{3}{4}\Phi\left(-\frac{\sqrt{2m+1} + 1}{\sqrt{2m}}\right) \geq \frac{3}{4}\Phi(-2) \geq \frac{9}{32e^2},$$

where the last inequality is by $\Phi(-x) = 1 - \Phi(x) \geq (x^{-1} - x^{-3})e^{-x^2/2}$ for all $x > 0$. Combining these with (A.4) and (A.5) leads to that as $n \geq n_0$ (recall $n = 2m+1$) with some $n_0 \in \mathbb{N}$ being some constant, (A.1) holds.

APPENDIX B. AUXILIARY LEMMAS

Lemma B.1. [6, Lemma 2.1] *Let $\mathbf{Z}_1, \dots, \mathbf{Z}_n$ be real random variables (or vectors) on the same probability space. Define for $1 \leq i < n$*

$$\beta^{(i)} = \beta(\mathbf{Z}_i, (\mathbf{Z}_{i+1}, \dots, \mathbf{Z}_n)).$$

The probability space can be extended with random variables (or vectors respectively) $\tilde{\mathbf{Z}}_i$ distributed as \mathbf{Z}_i such that $\tilde{\mathbf{Z}}_1, \dots, \tilde{\mathbf{Z}}_n$ are independent and

$$\mathbb{P}(\tilde{\mathbf{Z}}_j \neq \mathbf{Z}_j, \text{ for some } j = 1, \dots, n) \leq \beta^{(1)} + \dots + \beta^{(n-1)}.$$

Lemma B.2. [52, Lemma 7] *Suppose $\|\cdot\|$ is any matrix norm. Let $\Theta = \{\boldsymbol{\theta} \in \mathbb{R}^{d_2 \times d_1} : \text{rank}(\boldsymbol{\theta}) \leq \kappa, \|\boldsymbol{\theta}\| \leq 1\}$ be the class of low-rank matrices under norm $\|\cdot\|$. Then there exists a δ -net $\mathcal{N}_{d_1, d_2}(\kappa)$ for Θ with cardinality at most $((4+\delta)/\delta)^{(d_1+d_2)\kappa}$.*

APPENDIX C. β -MIXING CONDITIONS FOR VAR(p) MODEL

In order to apply the result in Section 2 to VAR(p) model $\{\mathbf{Z}_t, t \in \mathbb{Z}\}$ in (4.1), we need to verify it is an exponential β -mixing sequence. To this end, let us first introduce the result in Pham and Tran [41] briefly as below.

Assume that there exist a sequence of independent random vectors $\{\boldsymbol{\varepsilon}_t, t \in \mathbb{Z}\}$ in \mathbb{R}^d and matrices $\{\mathbf{A}_j \in \mathbb{R}^{d \times d}, j \in \mathbb{N}\}$ such that series $(\mathbf{Z}_t)_{t \geq 0}$ can be represented by

$$(C.1) \quad \mathbf{Z}_t = \sum_{j=0}^{\infty} \mathbf{A}_j \boldsymbol{\varepsilon}_{t-j}, \quad \mathbf{A}_0 = \mathbf{I}_d.$$

Assume that noise $\boldsymbol{\varepsilon}_t$ admits a density g_t . Define γ_j as

$$(C.2) \quad \gamma_j = \sum_{k \geq j} \rho(\mathbf{A}_k), \quad j \geq 0.$$

Recall that $\rho(\mathbf{A}_k)$ denotes the maximum modulus of the eigenvalues of matrix \mathbf{A}_k . Let the following assumption hold, which can be seen in [41, Lemma 2.2].

Assumption C.1. *Suppose that g_t and \mathbf{A}_j satisfy:*

- (i) *There exists some constant $M > 0$ such that $\int |g_t(\mathbf{x} - \mathbf{y}) - g_t(\mathbf{x})| d\mathbf{x} < M |\mathbf{y}|$ for all t ;*
- (ii) *For all $z \in \mathbb{C}$ with $|z| \leq 1$,*

$$\sum_{j=0}^{\infty} \rho(\mathbf{A}_j) < \infty, \quad \text{and,} \quad \sum_{j=0}^{\infty} \mathbf{A}_j z^j \neq \mathbf{0},$$

Theorem C.2. [41, Theorem 2.1] *Let process \mathbf{Z}_t be defined in (C.1). Let Assumption C.1 hold, and assume that there is a constant $K > 0$ such that $\mathbb{E}|\boldsymbol{\varepsilon}_t|^\alpha < K$ for some $\alpha > 0$ and for all t . If*

$$\sum_{j=1}^{\infty} \gamma_j^{\alpha/(1+\alpha)} < \infty,$$

where γ_j are defined as in (C.2). Then the β -mixing coefficient of $\mathbf{Z}^{\leq 0} = (\mathbf{Z}_k, k \leq 0)$ and $\mathbf{Z}^{\geq n} = (\mathbf{Z}_k, k \geq n)$ satisfies

$$(C.3) \quad \beta(\mathbf{Z}^{\leq 0}, \mathbf{Z}^{\geq n}) \leq K \sum_{j=n}^{\infty} \gamma_j^{\alpha/(1+\alpha)}.$$

Now let us come back to our VAR(p) model in (4.1):

$$\mathbf{Z}_{t+1} = \Phi_1 \mathbf{Z}_t + \Phi_2 \mathbf{Z}_{t-1} + \cdots + \Phi_p \mathbf{Z}_{t+1-p} + \boldsymbol{\varepsilon}_{t+1},$$

where $\Phi_i \in \mathbb{R}^{d \times d}$, $i = 1, \dots, p$, and $\boldsymbol{\varepsilon}_{t+1}$ is a sequence i.i.d. noises. Observe that

$$\mathbf{Y}_{t+1} := \begin{bmatrix} \mathbf{Z}_{t+1} \\ \mathbf{Z}_t \\ \vdots \\ \mathbf{Z}_{t+2-p} \end{bmatrix} = \begin{bmatrix} \Phi_1 & \cdots & \Phi_{p-1} & \Phi_p \\ \mathbf{I}_d & \cdots & \mathbf{0} & \mathbf{0} \\ \vdots & \ddots & \vdots & \vdots \\ \mathbf{0} & \cdots & \mathbf{I}_d & \mathbf{0} \end{bmatrix} \begin{bmatrix} \mathbf{Z}_t \\ \mathbf{Z}_{t-1} \\ \vdots \\ \mathbf{Z}_{t+1-p} \end{bmatrix} + \begin{bmatrix} \boldsymbol{\varepsilon}_{t+1} \\ \mathbf{0} \\ \vdots \\ \mathbf{0} \end{bmatrix} =: \Psi \cdot \mathbf{Y}_t + \zeta_{t+1},$$

where the matrix Ψ satisfies Assumption 4.2. Then, a simple calculation yields that

$$\mathbf{Y}_{t+1} = \sum_{j=0}^{\infty} \Psi^j \zeta_{t+1-j}, \quad \Psi^0 = \mathbf{I}_{pd},$$

which leads to

$$\mathbf{Z}_{t+1} = \sum_{j=0}^{\infty} \Psi_j \varepsilon_{t+1-j},$$

where $\Psi_0 = \mathbf{I}_d$, $\Psi_j = \mathbf{0}$ for all $j < 0$, and

$$\Psi_1 = \Phi_1,$$

$$\Psi_2 = \Phi_1 \Psi_1 + \Phi_2,$$

⋮

$$\Psi_p = \Phi_1 \Psi_{p-1} + \Phi_2 \Psi_{p-2} + \cdots + \Phi_p,$$

$$\Psi_k = \Phi_1 \Psi_{k-1} + \Phi_2 \Psi_{k-2} + \cdots + \Phi_p \Psi_{k-p}, \quad k \geq p.$$

Recall Assumption 4.2 and the matrix Ψ therein, for all $k \in \mathbb{N}$, there exists a constant C_{op} such that $\|\Psi^k\|_{\text{op}} \leq C_{\text{op}} \rho^k$. Due to Ψ_k is the submatrix of Ψ^k formed from rows $\{1, \dots, n\}$ and columns $\{1, \dots, n\}$, we know that

$$\rho(\Psi_k) \leq \|\Psi_k\|_{\text{op}} \leq \|\Psi^k\|_{\text{op}} \leq C_{\text{op}} \rho^k, \quad \forall k \geq 0.$$

Then γ_j defined in (C.2) satisfies

$$\gamma_j = \sum_{k \geq j} \rho(\Psi_k) \leq C_{\text{op}} \sum_{k \geq j} \rho^k \leq C_{\text{op}} \frac{\rho^j}{1 - \rho},$$

which leads to $\sum_{j=1}^{\infty} \gamma_j^{\alpha/(1+\alpha)} < \infty$ immediately. Then, if Assumption 4.1 holds additionally, we can apply Theorem C.2 to obtain that

$$\beta(n) \leq K \sum_{j=n}^{\infty} \gamma_j^{\alpha/(1+\alpha)} \leq \frac{K C_{\text{op}}^{\alpha/(1+\alpha)}}{(1 - \rho)^{\alpha/(1+\alpha)} (1 - \rho^{\alpha/(1+\alpha)})} \cdot \exp \left\{ -n \cdot \frac{\alpha}{1 + \alpha} \log \frac{1}{\rho} \right\},$$

for all $\alpha \in (1, 2]$. $\alpha/(1 + \alpha) > 1/2$ and $\rho \in (0, 1)$ yield Lemma 4.3 immediately.

APPENDIX D. PROOFS OF THEOREM 4.4

Proof of Theorem 4.4. This is a direct application of Theorem 2.7. We need to estimate the corresponding covering number. Recall the definition Θ defined in (4.4), $i = 1, \dots, p$, we then know that

$$\text{rank}([\Phi_1, \dots, \Phi_p]) \leq d,$$

$$\|[\Phi_1, \dots, \Phi_p]\|_{\text{op}} \leq \|\Psi\|_{\text{op}} \leq C_{\text{op}} \rho,$$

which leads to

$$\sum_{i=1}^p \|\Phi_i\|_{1,1} = \|[\Phi_1, \dots, \Phi_p]\|_{1,1} \leq C_{\text{op}} \sqrt{pd(d+1)} \rho.$$

Additionally, it follows from [52, Lemma 7] that for all $\delta \in (0, 1)$

$$N(\Theta, \delta) \leq \left(\frac{6C_{\text{op}} \rho}{\delta} \right)^{p(p+1)d^2}.$$

Then, applying Theorem 2.7 implies that the following inequality

$$R_{\ell_1}(\widehat{\boldsymbol{\theta}}) - R_{\ell_1}(\boldsymbol{\theta}^*) \leq C \left(\frac{\log n}{|\log \rho| n} (|\log \varepsilon| + p^2 d^2 \log n) \right)^{(\alpha-1)/\alpha},$$

holds with probability at least $1 - 2\varepsilon$ for some constant $C > 0$ independent of ε, n, p, ρ and α . We complete the proof. \square

APPENDIX E. PROOFS OF AUXILIARY LEMMAS

To make notations simple, we define functions ℓ_1 and ℓ_α as

$$\ell_1(\mathbf{y}, \mathbf{x}, \boldsymbol{\theta}) = |\mathbf{y} - \boldsymbol{\theta} \cdot \mathbf{x}|, \quad \text{and} \quad \ell_\alpha(\mathbf{y}, \mathbf{x}, \boldsymbol{\theta}) = |\mathbf{y} - \boldsymbol{\theta} \cdot \mathbf{x}|^\alpha.$$

Besides, recalling that the ℓ_1 -risk and ℓ_α -risk are given by

$$R_{\ell_1}(\boldsymbol{\theta}) = \mathbb{E}_{(\mathbf{X}, \mathbf{Y}) \sim \Pi} [\ell_1(\mathbf{Y}, \mathbf{X}, \boldsymbol{\theta})] \quad \text{and} \quad R_{\ell_\alpha}(\boldsymbol{\theta}) = \mathbb{E}_{(\mathbf{X}, \mathbf{Y}) \sim \Pi} [\ell_\alpha(\mathbf{Y}, \mathbf{X}, \boldsymbol{\theta})].$$

And the truncation function $\psi_\alpha(r) : \mathbb{R} \rightarrow \mathbb{R}$ is non-decreasing and satisfies

$$-\log \left(1 - r + \frac{|r|^\alpha}{\alpha} \right) \leq \psi_\alpha(r) \leq \log \left(1 + r + \frac{|r|^\alpha}{\alpha} \right), \quad \alpha \in (1, 2].$$

Proof of Lemma 3.1. Let $\mathcal{I} \subseteq \{1, \dots, n\}$ be any subset. For (3.7), $\psi_\alpha(r) \leq \log(1 + r + |r|^\alpha / \alpha)$ leads to

$$\begin{aligned} & \mathbb{E} \left[\exp \left\{ \frac{1}{|\mathcal{I}|} \sum_{i \in \mathcal{I}} \psi_\alpha(\lambda |\mathbf{Y}_i - \boldsymbol{\theta} \cdot \mathbf{X}_i|) \right\} \right] \\ & \leq \mathbb{E} \left[\prod_{i \in \mathcal{I}} \left(1 + \lambda \ell_1(\mathbf{Y}_i, \mathbf{X}_i, \boldsymbol{\theta}) + \alpha^{-1} \lambda^\alpha \ell_\alpha(\mathbf{Y}_i, \mathbf{X}_i, \boldsymbol{\theta}) \right)^{1/|\mathcal{I}|} \right] \\ & \leq \left(1 + \lambda R_{\ell_1}(\boldsymbol{\theta}) + \alpha \lambda^\alpha R_{\ell_\alpha}(\boldsymbol{\theta}) \right) \leq \exp \{ \lambda R_{\ell_1}(\boldsymbol{\theta}) + \alpha \lambda^\alpha R_{\ell_\alpha}(\boldsymbol{\theta}) \}, \end{aligned}$$

where the second inequality is by the general Hölder's inequality. Analogously, by $\psi_\alpha(r) \geq -\log(1 - r + |r|^\alpha / \alpha)$, and $(a + b)^\alpha \leq 2^{\alpha-1}(a^\alpha + b^\alpha)$ for any $a, b \geq 0$ with $\alpha \in (1, 2]$, we have

$$\begin{aligned} & \mathbb{E} \left[\exp \left\{ -\frac{1}{|\mathcal{I}|} \sum_{i \in \mathcal{I}} \psi_\alpha(\lambda |\mathbf{Y}_i - \boldsymbol{\theta} \cdot \mathbf{X}_i| - \lambda \delta |\mathbf{X}_i|) \right\} \right] \\ & \leq \mathbb{E} \left[\prod_{i \in \mathcal{I}} \left(1 - \lambda \ell_1(\mathbf{Y}_i, \mathbf{X}_i, \boldsymbol{\theta}) + \lambda \delta |\mathbf{X}_i| + \frac{\lambda^\alpha}{\alpha} |\ell_1(\mathbf{Y}_i, \mathbf{X}_i, \boldsymbol{\theta}) - \delta |\mathbf{X}_i||^\alpha \right)^{1/|\mathcal{I}|} \right] \\ & \leq 1 + \lambda \left[-R_{\ell_1}(\boldsymbol{\theta}) + \delta \mathbb{E} |\mathbf{X}_1| + \frac{(2\lambda)^{\alpha-1}}{\alpha} \left(\sup_{\boldsymbol{\theta} \in \Theta} R_{\ell_\alpha}(\boldsymbol{\theta}) + \delta^\alpha \mathbb{E} |\mathbf{X}_1|^\alpha \right) \right], \end{aligned}$$

which yields (3.8) immediately. \square

Proof of Lemma 3.2. To make notations simple, we write function g as

$$(E.1) \quad g(n, \alpha, \lambda, \boldsymbol{\theta}^*, \varepsilon) = R_{\ell_1}(\boldsymbol{\theta}^*) + \frac{\lambda^{\alpha-1}}{\alpha} R_{\ell_\alpha}(\boldsymbol{\theta}^*) + \frac{2M_n}{\lambda K(n)m_n} \log \frac{4}{\varepsilon}$$

and let

$$\widehat{R}_{\psi_\alpha, \ell_1}(\boldsymbol{\theta}^*) = \frac{1}{\lambda n} \sum_{i=1}^n \psi_\alpha(\lambda |\mathbf{Y}_i - \boldsymbol{\theta}^* \cdot \mathbf{X}_i|) =: \frac{1}{\lambda n} S(\boldsymbol{\theta}^*).$$

$S(\boldsymbol{\theta}^*)$ can be divided into three parts, the big blocks sum $S_b(\boldsymbol{\theta}^*)$, the small blocks sum $S_s(\boldsymbol{\theta}^*)$ and the remainder sum $S_r(\boldsymbol{\theta}^*)$, that is

$$S(\boldsymbol{\theta}^*) = S_b(\boldsymbol{\theta}^*) + S_s(\boldsymbol{\theta}^*) + S_r(\boldsymbol{\theta}^*) = \sum_{j=1}^{K(n)} S_{j,b}(\boldsymbol{\theta}^*) + \sum_{j=1}^{K(n)} S_{j,s}(\boldsymbol{\theta}^*) + S_r(\boldsymbol{\theta}^*),$$

where $S_{j,b}(\boldsymbol{\theta}^*)$, $S_{j,s}(\boldsymbol{\theta}^*)$ and $S_r(\boldsymbol{\theta}^*)$ are given by

$$\begin{aligned} S_{j,b}(\boldsymbol{\theta}^*) &= \sum_{i \in \mathcal{J}_{j,M_n}} \psi_\alpha(\lambda |\mathbf{Y}_i - \boldsymbol{\theta}^* \cdot \mathbf{X}_i|), \\ S_{j,s}(\boldsymbol{\theta}^*) &= \sum_{i \in \mathcal{I}_{j,m_n}} \psi_\alpha(\lambda |\mathbf{Y}_i - \boldsymbol{\theta}^* \cdot \mathbf{X}_i|), \\ S_r(\boldsymbol{\theta}^*) &= \sum_{i \in \mathcal{R}_n} \psi_\alpha(\lambda |\mathbf{Y}_i - \boldsymbol{\theta}^* \cdot \mathbf{X}_i|). \end{aligned}$$

Here, \mathcal{J}_{j,M_n} and \mathcal{I}_{j,m_n} , $j = 1, \dots, K(n)$, are interlacing blocks given in (3.2), and \mathcal{R}_n is given in (3.3). On the other hand, we have the following inequality

$$\begin{aligned} &\mathbb{P}\left(\widehat{R}_{\psi_\alpha, \ell_1}(\boldsymbol{\theta}^*) \geq g(n, \alpha, \lambda, \boldsymbol{\theta}^*, \varepsilon)\right) \\ &= \mathbb{P}\left(\sum_{i=1}^n \psi_\alpha(\lambda |\mathbf{Y}_i - \boldsymbol{\theta}^* \cdot \mathbf{X}_i|) \geq \lambda(K(n)M_n + K(n)m_n + R_n)g(n, \alpha, \lambda, \boldsymbol{\theta}^*, \varepsilon)\right) \\ &\leq \mathbb{P}(S_b(\boldsymbol{\theta}^*) + S_r(\boldsymbol{\theta}^*) \geq \lambda(K(n)M_n + R_n) \cdot g(n, \alpha, \lambda, \boldsymbol{\theta}^*, \varepsilon)) \\ &\quad + \mathbb{P}(S_s(\boldsymbol{\theta}^*) \geq \lambda K(n)m_n \cdot g(n, \alpha, \lambda, \boldsymbol{\theta}^*, \varepsilon)) =: \text{I}_1 + \text{I}_2. \end{aligned}$$

We claim that for any $\varepsilon \in (0, 1)$, the followings hold

$$(E.2) \quad \text{I}_1 := \mathbb{P}(S_b(\boldsymbol{\theta}^*) + S_r(\boldsymbol{\theta}^*) \geq \lambda(K(n)M_n + R_n) \cdot g(n, \alpha, \lambda, \boldsymbol{\theta}^*, \varepsilon)) \leq \frac{\varepsilon}{2}$$

$$(E.3) \quad \text{I}_2 := \mathbb{P}(S_s(\boldsymbol{\theta}^*) \geq \lambda K(n)m_n \cdot g(n, \alpha, \lambda, \boldsymbol{\theta}^*, \varepsilon)) \leq \frac{\varepsilon}{2}.$$

Combining these with definition of function g in (E.1) implies the desired result.

It remains to prove (E.2) and (E.3). We only verify (E.2) in detail, since (E.3) can be done in the same way. Recall the sequence of random vectors $\{\boldsymbol{\mathcal{H}}_j\}_{1 \leq j \leq K(n)}$ and $\boldsymbol{\mathcal{R}}$ as defined in (3.4), and the corresponding independent sequence $\{\widetilde{\boldsymbol{\mathcal{H}}}_j\}_{1 \leq j \leq K(n)}$ and $\widetilde{\boldsymbol{\mathcal{R}}}$ as defined in (3.5). Additionally, recall the event \mathcal{A} as defined in (3.6),

$$\mathcal{A} = \{\widetilde{\boldsymbol{\mathcal{H}}}_j \neq \boldsymbol{\mathcal{H}}_j \text{ for some } 1 \leq j \leq K_n, \text{ or } \widetilde{\boldsymbol{\mathcal{R}}} \neq \boldsymbol{\mathcal{R}}\}.$$

Under the conditions in the lemma, it satisfies that

$$\mathbb{P}(\mathcal{A}) \leq BK(n)e^{-\beta m_n} \leq \frac{\varepsilon}{4}.$$

We then define $\widetilde{S}_{j,b}(\boldsymbol{\theta}^*)$, $j = 1, \dots, K(n)$, and $\widetilde{S}_r(\boldsymbol{\theta}^*)$ as following:

$$\widetilde{S}_{j,b}(\boldsymbol{\theta}^*) = \sum_{i \in \mathcal{J}_{j,M_n}} \psi_\alpha(\lambda |\widetilde{\mathbf{Y}}_i - \boldsymbol{\theta}^* \cdot \widetilde{\mathbf{X}}_i|), \quad \widetilde{S}_r(\boldsymbol{\theta}^*) = \sum_{i \in \mathcal{R}_{R_n}} \psi_\alpha(\lambda |\widetilde{\mathbf{Y}}_i - \boldsymbol{\theta}^* \cdot \widetilde{\mathbf{X}}_i|),$$

which are independent random variables have the same distributions as $S_{j,b}(\boldsymbol{\theta}^*)$, $j = 1, \dots, K(n)$, and $S_r(\boldsymbol{\theta}^*)$ respectively. Additionally, It holds that

$$\mathbb{P}(\widetilde{S}_{j,b} \neq S_{j,b} \text{ for some } 1 \leq j \leq K(n), \text{ or } \widetilde{S}_r \neq S_r) \leq \mathbb{P}(\mathcal{A}) \leq \frac{\varepsilon}{4}.$$

Besides, we also have

$$\begin{aligned}
& \mathbb{E} \left[\exp \left\{ \frac{1}{2M_n} \left(\sum_{j=1}^{K(n)} \tilde{S}_{j,b}(\boldsymbol{\theta}^*) + \tilde{S}_r(\boldsymbol{\theta}^*) \right) \right\} \right] \\
(\text{E.4}) \quad &= \prod_{j=1}^{K(n)} \mathbb{E} \left[\exp \left\{ \frac{1}{2M_n} \tilde{S}_{j,b}(\boldsymbol{\theta}^*) \right\} \right] \cdot \mathbb{E} \left[\exp \left\{ \frac{1}{2M_n} \tilde{S}_r(\boldsymbol{\theta}^*) \right\} \right] \\
&\leq \prod_{j=1}^{K(n)} \left\{ \mathbb{E} \left[\exp \left\{ \frac{1}{M_n} S_{j,b}(\boldsymbol{\theta}^*) \right\} \right] \right\}^{1/2} \left\{ \mathbb{E} \left[\exp \left\{ \frac{1}{R_n} S_r(\boldsymbol{\theta}^*) \right\} \right] \right\}^{R_n/(2M_n)} \\
&\leq \exp \left\{ \frac{K(n)M_n + R_n}{2M_n} (\lambda R_{\ell_1}(\boldsymbol{\theta}^*) + \alpha \lambda^\alpha R_{\ell_\alpha}(\boldsymbol{\theta}^*)) \right\}.
\end{aligned}$$

where the first inequality is by Jensen's inequality and the last inequality comes from (3.7). We define events \mathcal{C} and \mathcal{D} as the following:

$$\begin{aligned}
\mathcal{C} &= \{S_b(\boldsymbol{\theta}^*) + S_r(\boldsymbol{\theta}^*) \geq \lambda(K(n)M_n + R_n) \cdot g(n, \alpha, \lambda, \boldsymbol{\theta}^*, \varepsilon)\}, \\
\mathcal{D} &= \{\tilde{S}_{j,b}(\boldsymbol{\theta}^*) \neq S_{j,b}(\boldsymbol{\theta}^*) \text{ for some } 1 \leq j \leq K(n), \text{ or } \tilde{S}_r(\boldsymbol{\theta}^*) \neq S_r(\boldsymbol{\theta}^*)\}.
\end{aligned}$$

Then, we have

$$(\text{E.5}) \quad \mathbb{I}_1 = \mathbb{P}(\mathcal{C} \cap \mathcal{D}) + \mathbb{P}(\mathcal{C} \cap \mathcal{D}^c) \leq \frac{\varepsilon}{4} + \mathbb{P}(\mathcal{C} \cap \mathcal{D}^c).$$

Thus, to prove (E.2), it suffices to verify $\mathbb{P}(\mathcal{C} \cap \mathcal{D}^c) \leq \varepsilon/4$. By Markov's inequality, (E.1) and (E.4),

$$\begin{aligned}
\mathbb{P}(\mathcal{C} \cap \mathcal{D}^c) &= \mathbb{P} \left(\sum_{j=1}^{K(n)} \tilde{S}_{j,b}(\boldsymbol{\theta}^*) + \tilde{S}_r(\boldsymbol{\theta}^*) \geq \lambda K(n)M_n \cdot g(n, \alpha, \lambda, \boldsymbol{\theta}^*, \varepsilon) \right) \\
&\leq \frac{\mathbb{E} \left[\exp \left\{ \left(\sum_{j=1}^{K(n)} \tilde{S}_{j,b}(\boldsymbol{\theta}^*) + \tilde{S}_r(\boldsymbol{\theta}^*) \right) / 2M_n \right\} \right]}{\exp \left\{ \frac{\lambda(K(n)M_n + R_n)}{2M_n} g(n, \alpha, \lambda, \boldsymbol{\theta}^*, \varepsilon) \right\}} \\
&\leq \exp \left\{ -\frac{K(n)M_n + R_n}{K(n)m_n} \log \frac{4}{\varepsilon} \right\} \leq \frac{\varepsilon}{4},
\end{aligned}$$

where the last inequality is due to the choice $m_n \leq M_n$. The verification is (E.2) completed. \square

Before proving Lemma 3.3, we give the following lemma.

Lemma E.1. *Keep the same conditions in Lemma 3.3. Then, the following inequality holds for any $\tilde{\boldsymbol{\theta}} \in \mathcal{N}(\boldsymbol{\Theta}, \delta)$*

$$-\frac{1}{n\lambda} \sum_{i=1}^n \psi_\alpha \left(\lambda |\mathbf{Y}_i - \tilde{\boldsymbol{\theta}} \cdot \mathbf{X}_i| - \lambda \delta |\mathbf{X}_i| \right) \leq -R_{\ell_1}(\tilde{\boldsymbol{\theta}}) + h(n, \alpha, \lambda, \delta, \varepsilon)$$

with probability at least $1 - \varepsilon$, where the function h is given in (3.11), that is,

$$\begin{aligned}
h(n, \alpha, \lambda, \delta, \varepsilon) &= \delta \mathbb{E} |\mathbf{X}_1| + \frac{(2\lambda)^{\alpha-1}}{\alpha} \left(\sup_{\boldsymbol{\theta} \in \boldsymbol{\Theta}} R_{\ell_\alpha}(\boldsymbol{\theta}) + \delta^\alpha \mathbb{E} |\mathbf{X}_1|^\alpha \right) \\
&\quad + \frac{2M_n}{\lambda K(n)m_n} \log \frac{4N(\boldsymbol{\Theta}, \delta)}{\varepsilon}.
\end{aligned}$$

Proof of Lemma E.1. The proof is very similar to the proof of Lemma 3.2, but we sketch out necessary details here. To make notations simple, for any fixed $\tilde{\boldsymbol{\theta}} \in \mathcal{N}(\boldsymbol{\Theta}, \delta) = \{\tilde{\boldsymbol{\theta}}_i, i = 1, \dots, N(\boldsymbol{\Theta}, \delta)\}$ being the δ -net of $\boldsymbol{\Theta}$, denote

$$T(\tilde{\boldsymbol{\theta}}) = - \sum_{i=1}^n \psi_{\alpha} \left(\lambda |\mathbf{Y}_i - \tilde{\boldsymbol{\theta}} \cdot \mathbf{X}_i| - \lambda \delta |\mathbf{X}_i| \right),$$

and denote the event $\mathcal{C}(\tilde{\boldsymbol{\theta}})$ as

$$\mathcal{C}(\tilde{\boldsymbol{\theta}}) = \left\{ \frac{1}{n\lambda} T(\tilde{\boldsymbol{\theta}}) \geq -R_{\ell_1}(\tilde{\boldsymbol{\theta}}) + h(n, \alpha, \lambda, \delta, \varepsilon) \right\}.$$

We claim that

$$(E.6) \quad \mathbb{P}(\mathcal{C}(\tilde{\boldsymbol{\theta}}_i)) \leq \frac{\varepsilon}{N(\boldsymbol{\Theta}, \delta)}, \quad \forall i = 1, \dots, N(\boldsymbol{\Theta}, \delta),$$

which will implies the result immediately, that is

$$\mathbb{P} \left(\bigcap_{i=1}^{N(\boldsymbol{\Theta}, \delta)} \mathcal{C}(\tilde{\boldsymbol{\theta}}_i)^c \right) \geq 1 - \sum_{i=1}^{N(\boldsymbol{\Theta}, \delta)} \mathbb{P}(\mathcal{C}(\tilde{\boldsymbol{\theta}}_i)) \geq 1 - \varepsilon.$$

Next, we prove (E.6) for any fixed $\tilde{\boldsymbol{\theta}} \in \mathcal{N}(\boldsymbol{\Theta}, \delta)$. Analogous to the proof of Lemma 3.2, we divide $T(\tilde{\boldsymbol{\theta}})$ into three parts, that is

$$T(\tilde{\boldsymbol{\theta}}) = T_b(\tilde{\boldsymbol{\theta}}) + T_s(\tilde{\boldsymbol{\theta}}) + T_r(\tilde{\boldsymbol{\theta}}) := \sum_{j=1}^{K(n)} T_{j,b}(\tilde{\boldsymbol{\theta}}) + \sum_{j=1}^{K(n)} T_{j,s}(\tilde{\boldsymbol{\theta}}) + T_r(\tilde{\boldsymbol{\theta}}),$$

where

$$\begin{aligned} T_{j,b}(\tilde{\boldsymbol{\theta}}) &= - \sum_{i \in \mathcal{J}_j, M_n} \psi_{\alpha} \left(\lambda |\mathbf{Y}_i - \tilde{\boldsymbol{\theta}} \cdot \mathbf{X}_i| - \lambda \delta |\mathbf{X}_i| \right), \\ T_{j,s}(\tilde{\boldsymbol{\theta}}) &= - \sum_{i \in \mathcal{I}_j, m_n} \psi_{\alpha} \left(\lambda |\mathbf{Y}_i - \tilde{\boldsymbol{\theta}} \cdot \mathbf{X}_i| - \lambda \delta |\mathbf{X}_i| \right), \\ T_r(\tilde{\boldsymbol{\theta}}) &= - \sum_{i \in \mathcal{R}_n} \psi_{\alpha} \left(\lambda |\mathbf{Y}_i - \tilde{\boldsymbol{\theta}} \cdot \mathbf{X}_i| - \lambda \delta |\mathbf{X}_i| \right). \end{aligned}$$

Then, we have that

$$\begin{aligned} \mathbb{P}(\mathcal{C}(\tilde{\boldsymbol{\theta}})) &= \mathbb{P}(T(\tilde{\boldsymbol{\theta}}) \geq \lambda(K(n)M_n + K(n)m_n + R_n)[-R_{\ell_1}(\tilde{\boldsymbol{\theta}}) + h(n, \alpha, \lambda, \delta, \varepsilon)]) \\ &\leq \mathbb{P}(T_b(\tilde{\boldsymbol{\theta}}) + T_r(\tilde{\boldsymbol{\theta}}) \geq \lambda(K(n)M_n + R_n)[-R_{\ell_1}(\tilde{\boldsymbol{\theta}}) + h(n, \alpha, \lambda, \delta, \varepsilon)]) \\ &\quad \mathbb{P}(T_s(\tilde{\boldsymbol{\theta}}) \geq \lambda K(n)m_n[-R_{\ell_1}(\tilde{\boldsymbol{\theta}}) + h(n, \alpha, \lambda, \delta, \varepsilon)]) =: J_1 + J_2. \end{aligned}$$

We only prove that

$$J_1 = \mathbb{P}(T_b(\tilde{\boldsymbol{\theta}}) + T_r(\tilde{\boldsymbol{\theta}}) \geq \lambda(K(n)M_n + R_n)[-R_{\ell_1}(\tilde{\boldsymbol{\theta}}) + h(n, \alpha, \lambda, \delta, \varepsilon)]) \leq \frac{\varepsilon}{2N(\boldsymbol{\Theta}, \delta)},$$

since one can prove $J_2 \leq \varepsilon/(2N(\boldsymbol{\Theta}, \delta))$ in the same way. Let

$$\begin{aligned} \tilde{T}_{j,b}(\tilde{\boldsymbol{\theta}}) &= - \sum_{i \in \mathcal{J}_j, M_n} \psi_{\alpha} \left(\lambda |\tilde{\mathbf{Y}}_i - \tilde{\boldsymbol{\theta}} \cdot \tilde{\mathbf{X}}_i| - \lambda \delta |\tilde{\mathbf{X}}_i| \right), \quad j = 1, \dots, K(n), \\ \tilde{T}_r(\tilde{\boldsymbol{\theta}}) &= - \sum_{i \in \mathcal{R}_n} \psi_{\alpha} \left(\lambda |\tilde{\mathbf{Y}}_i - \tilde{\boldsymbol{\theta}} \cdot \tilde{\mathbf{X}}_i| - \lambda \delta |\tilde{\mathbf{X}}_i| \right) \end{aligned}$$

be the sum on $\tilde{\mathcal{H}}_j$ and $\tilde{\mathcal{R}}$ as defined in (3.5), and they are independent random variables having same distributions as $T_{j,b}(\tilde{\boldsymbol{\theta}})$, $j = 1, \dots, K(n)$, and $T_r(\tilde{\boldsymbol{\theta}})$ respectively. Define events $\mathcal{D}(\tilde{\boldsymbol{\theta}})$ and $\mathcal{E}(\tilde{\boldsymbol{\theta}})$ as

$$\begin{aligned}\mathcal{D}(\tilde{\boldsymbol{\theta}}) &= \{\tilde{T}_{j,b}(\tilde{\boldsymbol{\theta}}) \neq T_{j,b}(\tilde{\boldsymbol{\theta}}) \text{ for some } 1 \leq j \leq K(n), \text{ or } \tilde{T}_r(\tilde{\boldsymbol{\theta}}) \neq T_r(\tilde{\boldsymbol{\theta}})\} \\ \mathcal{E}(\tilde{\boldsymbol{\theta}}) &= \{T_b(\tilde{\boldsymbol{\theta}}) + T_r(\tilde{\boldsymbol{\theta}}) \geq \lambda(K(n)M_n + R_n)[-R_{\ell_1}(\tilde{\boldsymbol{\theta}}) + h(n, \alpha, \lambda, \delta, \varepsilon)]\}\end{aligned}$$

Then, it holds that

$$\mathbb{P}(\mathcal{D}(\tilde{\boldsymbol{\theta}})) \leq \mathbb{P}(\mathcal{A}) \leq BK(n)e^{-\beta m_n} \leq \frac{\varepsilon}{4N(\boldsymbol{\Theta}, \delta)}.$$

Additionally, by Markov's inequality, (3.8) and the definition of function h , we have

$$\begin{aligned}J_1 &= \mathbb{P}(\mathcal{D}(\tilde{\boldsymbol{\theta}}) \cap \mathcal{E}(\tilde{\boldsymbol{\theta}})) + \mathbb{P}(\mathcal{D}(\tilde{\boldsymbol{\theta}})^c \cap \mathcal{E}(\tilde{\boldsymbol{\theta}})) \\ &\leq \frac{\mathbb{E} \left[\exp \left\{ \left(\sum_{j=1}^{K(n)} \tilde{T}_{j,b}(\tilde{\boldsymbol{\theta}}) + \tilde{T}_r(\tilde{\boldsymbol{\theta}}) \right) / (2M_n) \right\} \right]}{\exp \left\{ \frac{\lambda(K(n)M_n + R_n)}{2M_n} (-R_{\ell_1}(\tilde{\boldsymbol{\theta}}) + h(n, \alpha, \lambda, \delta, \varepsilon)) \right\}} + \frac{\varepsilon}{4N(\boldsymbol{\Theta}, \delta)} \\ &\leq \exp \left\{ -\frac{K(n)M_n + R_n}{K(n)m_n} \log \frac{4N(\boldsymbol{\Theta}, \delta)}{\varepsilon} \right\} + BK(n)e^{-\beta m_n} \\ &\leq \frac{\varepsilon}{4N(\boldsymbol{\Theta}, \delta)} + \frac{\varepsilon}{4N(\boldsymbol{\Theta}, \delta)} \leq \frac{\varepsilon}{2N(\boldsymbol{\Theta}, \delta)}.\end{aligned}$$

The proof is complete. \square

Finally, we apply this lemma to prove Lemma 3.3.

Proof of Lemma 3.3. Since $\hat{\boldsymbol{\theta}} \in \boldsymbol{\Theta}$, there exists a $\tilde{\boldsymbol{\theta}} \in \mathcal{N}(\boldsymbol{\Theta}, \delta)$ such that

$$\|\hat{\boldsymbol{\theta}} - \tilde{\boldsymbol{\theta}}\|_{\text{op}} \leq \delta.$$

Then, we have the following decomposition,

$$R_{\ell_1}(\hat{\boldsymbol{\theta}}) - \hat{R}_{\psi_\alpha, \ell_1}(\hat{\boldsymbol{\theta}}) = \left[R_{\ell_1}(\hat{\boldsymbol{\theta}}) - R_{\ell_1}(\tilde{\boldsymbol{\theta}}) \right] + \left[R_{\ell_1}(\tilde{\boldsymbol{\theta}}) - \hat{R}_{\psi_\alpha, \ell_1}(\hat{\boldsymbol{\theta}}) \right].$$

By the definition of $R_{\ell_1}(\boldsymbol{\theta})$ and triangle inequality, we also have

$$(E.7) \quad R_{\ell_1}(\hat{\boldsymbol{\theta}}) - R_{\ell_1}(\tilde{\boldsymbol{\theta}}) = \mathbb{E}_{(\mathbf{X}_1, \mathbf{Y}_1) \sim \Pi} [|\mathbf{Y}_1 - \hat{\boldsymbol{\theta}} \cdot \mathbf{X}_1| - |\mathbf{Y}_1 - \tilde{\boldsymbol{\theta}} \cdot \mathbf{X}_1|] \leq \delta \mathbb{E} |\mathbf{X}_1|.$$

On the other hand, for any $i = 1, \dots, n$

$$|\mathbf{Y}_i - \hat{\boldsymbol{\theta}} \cdot \mathbf{X}_i| \geq |\mathbf{Y}_i - \tilde{\boldsymbol{\theta}} \cdot \mathbf{X}_i| - \delta |\mathbf{X}_i|.$$

Hence, combining non-decreasing property of ψ_α , we have

$$(E.8) \quad \hat{R}_{\psi_\alpha, \ell_1}(\hat{\boldsymbol{\theta}}) \geq \frac{1}{n\lambda} \sum_{i=1}^n \psi_\alpha \left(\lambda |\mathbf{Y}_i - \tilde{\boldsymbol{\theta}} \cdot \mathbf{X}_i| - \lambda \delta |\mathbf{X}_i| \right).$$

Then, applying Lemma E.1 yields that

$$\begin{aligned}&\mathbb{P} \left(R_{\ell_1}(\hat{\boldsymbol{\theta}}) - \hat{R}_{\psi_\alpha, \ell_1}(\hat{\boldsymbol{\theta}}) \leq \delta \mathbb{E} |\mathbf{X}_1| + h(n, \alpha, \lambda, \delta, \varepsilon, \tilde{\boldsymbol{\theta}}) \right) \\ &\geq \mathbb{P} \left(\hat{R}_{\psi_\alpha, \ell_1}(\hat{\boldsymbol{\theta}}) \geq R_{\ell_1}(\tilde{\boldsymbol{\theta}}) - h(n, \alpha, \lambda, \delta, \varepsilon) \right) \\ &\geq \mathbb{P} \left(\frac{1}{n\lambda} \sum_{i=1}^n \psi_\alpha \left(\lambda |\mathbf{Y}_i - \tilde{\boldsymbol{\theta}} \cdot \mathbf{X}_i| - \lambda \delta |\mathbf{X}_i| \right) \geq R_{\ell_1}(\tilde{\boldsymbol{\theta}}) - h(n, \alpha, \lambda, \delta, \varepsilon) \right) \\ &\geq 1 - \varepsilon.\end{aligned}$$

where the first inequality is by (E.7), the second inequality is by (E.8). The proof is completed. \square

ACKNOWLEDGEMENTS

G. Li is supported by Hong Kong Research Grant Council grant 17313722.

L. Xu is supported by the National Natural Science Foundation of China No. 12071499, The Science and Technology Development Fund (FDCT) of Macau S.A.R. FDCT 0074/2023/RIA2, and the University of Macau grants MYRG2020-00039-FST, MYRG-GRG2023-00088-FST.

W. Zhang is supported by NNSFC grant 11931014.

REFERENCES

- [1] M. AHSANULLAH, V. B. NEVZOROV, AND M. SHAKIL, *An introduction to order statistics*, vol. 3 of Atlantis Studies in Probability and Statistics, Atlantis Press, Paris, 2013.
- [2] P. ALQUIER, V. COTTET, AND G. LECUÉ, *Estimation bounds and sharp oracle inequalities of regularized procedures with Lipschitz loss functions*, Ann. Statist., 47 (2019), pp. 2117–2144.
- [3] J.-Y. AUDIBERT AND O. CATONI, *Robust linear least squares regression*, Ann. Statist., 39 (2011), pp. 2766–2794.
- [4] G. BASSETT, JR. AND R. KOENKER, *Asymptotic theory of least absolute error regression*, J. Amer. Statist. Assoc., 73 (1978), pp. 618–622.
- [5] S. BASU, X. LI, AND G. MICHAELIDIS, *Low rank and structured modeling of high-dimensional vector autoregressions*, IEEE Trans. Signal Process., 67 (2019), pp. 1207–1222.
- [6] H. BERBEE, *Convergence rates in the strong law for bounded mixing sequences*, Probab. Theory Related Fields, 74 (1987), pp. 255–270.
- [7] L. BIRGÉ AND P. MASSART, *Minimum contrast estimators on sieves: exponential bounds and rates of convergence*, Bernoulli, 4 (1998), pp. 329–375.
- [8] R. C. BRADLEY, *Basic properties of strong mixing conditions. A survey and some open questions*, Probab. Surv., 2 (2005), pp. 107–144. Update of, and a supplement to, the 1986 original.
- [9] S. BUBECK, N. CESA-BIANCHI, AND G. LUGOSI, *Bandits with heavy tail*, IEEE Trans. Inform. Theory, 59 (2013), pp. 7711–7717.
- [10] O. CATONI, *Challenging the empirical mean and empirical variance: a deviation study*, Ann. Inst. Henri Poincaré Probab. Stat., 48 (2012), pp. 1148–1185.
- [11] B. CHAKRABORTY, *On multivariate median regression*, Bernoulli, 5 (1999), pp. 683–703.
- [12] J. CHANG, J. HE, L. YANG, AND Q. YAO, *Modelling matrix time series via a tensor CP-decomposition*, J. R. Stat. Soc. Ser. B. Stat. Methodol., 85 (2023), pp. 127–148.
- [13] K. CHEN, S. GUO, Y. LIN, AND Z. YING, *Least absolute relative error estimation*, J. Amer. Statist. Assoc., 105 (2010), pp. 1104–1112.
- [14] P. CHEN, X. JIN, X. LI, AND L. XU, *A generalized Catoni’s M-estimator under finite α -th moment assumption with $\alpha \in (1, 2)$* , Electron. J. Stat., 15 (2021), pp. 5523–5544.
- [15] P. CHEN, I. NOURDIN, AND L. XU, *Stein’s method for asymmetric α -stable distributions, with application to the stable CLT*, J. Theoret. Probab., 34 (2021), pp. 1382–1407.
- [16] X. CHEN, J. D. LEE, X. T. TONG, AND Y. ZHANG, *Statistical inference for model parameters in stochastic gradient descent*, Ann. Statist., 48 (2020), pp. 251–273.
- [17] H. A. DAVID AND H. N. NAGARAJA, *Order statistics*, Wiley Series in Probability and Statistics, Wiley-Interscience [John Wiley & Sons], Hoboken, NJ, third ed., 2003.
- [18] J. A. DAVYDOV, *Mixing conditions for Markov chains*, Teor. Veroyatnost. i Primenen., 18 (1973), pp. 321–338.
- [19] F. R. S. DE GUSMÃO, E. M. M. ORTEGA, AND G. M. CORDEIRO, *The generalized inverse Weibull distribution*, Statist. Papers, 52 (2011), pp. 591–619.
- [20] J. FAN, H. LIU, AND W. WANG, *Large covariance estimation through elliptical factor models*, Ann. Statist., 46 (2018), pp. 1383–1414.
- [21] X. FANG, S.-H. LIU, AND Q.-M. SHAO, *Cramér-type moderate deviation for quadratic forms with a fast rate*, Bernoulli, 29 (2023), pp. 2466–2491.

- [22] J.-D. FOURNIER, J. GRIMM, J. LEBLOND, AND J. R. PARTINGTON, eds., *Harmonic analysis and rational approximation*, vol. 327 of Lecture Notes in Control and Information Sciences, Springer-Verlag, Berlin, 2006. Their rôles in signals, control and dynamical systems.
- [23] R. M. GOWER, N. LOIZOU, X. QIAN, A. SAILANBAYEV, E. SHULGIN, AND P. RICHTÁRIK, *SGD: General analysis and improved rates*, in Proceedings of the 36th International Conference on Machine Learning, K. Chaudhuri and R. Salakhutdinov, eds., vol. 97 of Proceedings of Machine Learning Research, PMLR, 09–15 Jun 2019, pp. 5200–5209.
- [24] E. J. HANNAN AND M. DEISTLER, *The statistical theory of linear systems*, vol. 70 of Classics in Applied Mathematics, Society for Industrial and Applied Mathematics (SIAM), Philadelphia, PA, 2012. Reprint of the 1988 original [MR0940698].
- [25] M. HUBER, *An optimal (ϵ, δ) -randomized approximation scheme for the mean of random variables with bounded relative variance*, Random Structures Algorithms, 55 (2019), pp. 356–370.
- [26] ———, *Robust estimation of the mean with bounded relative standard deviation*, in Monte Carlo and quasi-Monte Carlo methods, vol. 324 of Springer Proc. Math. Stat., Springer, Cham, [2020] ©2020, pp. 271–284.
- [27] R. HUISMAN, K. G. KOEDIJK, C. J. M. KOOL, AND F. PALM, *Tail-index estimates in small samples*, J. Bus. Econom. Statist., 19 (2001), pp. 208–216.
- [28] X. JIN, X. LI, AND J. LU, *A kernel bound for non-symmetric stable distribution and its applications*, J. Math. Anal. Appl., 488 (2020), pp. 124063, 15.
- [29] S. R. JOHANSEN, *A representation theory for a class of vector autoregressive models for fractional processes*, Econometric Theory, 24 (2008), pp. 651–676.
- [30] M. S. KHAN, G. R. PASHA, AND A. H. PASHA, *Theoretical analysis of inverse weibull distribution*, WSEAS Trans. Math., 7 (2008), p. 30–38.
- [31] V. KOLTCHINSKII, *Oracle inequalities in empirical risk minimization and sparse recovery problems*, vol. 2033 of Lecture Notes in Mathematics, Springer, Heidelberg, 2011. Lectures from the 38th Probability Summer School held in Saint-Flour, 2008, École d’Été de Probabilités de Saint-Flour. [Saint-Flour Probability Summer School].
- [32] G. M. KOOP, *Forecasting with medium and large Bayesian VARs*, J. Appl. Econometrics, 28 (2013), pp. 177–203.
- [33] R. KULIK AND P. SOULIER, *Heavy-tailed time series*, Springer Series in Operations Research and Financial Engineering, Springer, New York, [2020] ©2020.
- [34] P. R. KUMAR AND P. VARAIYA, *Stochastic systems*, vol. 75 of Classics in Applied Mathematics, Society for Industrial and Applied Mathematics (SIAM), Philadelphia, PA, 2016. Estimation, identification, and adaptive control, Reprint of 1986 edition.
- [35] Q. LI, C. TAI, AND W. E, *Stochastic modified equations and dynamics of stochastic gradient algorithms I: mathematical foundations*, J. Mach. Learn. Res., 20 (2019), pp. Paper No. 40, 47.
- [36] J. V. LINNIK, *On the probability of large deviations for the sums of independent variables*, in Proc. 4th Berkeley Sympos. Math. Statist. and Prob., Vol. II, Univ. California Press, Berkeley-Los Angeles, Calif., 1960, pp. 289–306.
- [37] J. LU, W. B. WU, Z. XIAO, AND L. XU, *Almost sure invariance principle of β -mixing time series in hilbert space*, 2022.
- [38] G. LUGOSI AND S. MENDELSON, *Mean estimation and regression under heavy-tailed distributions: a survey*, Found. Comput. Math., 19 (2019), pp. 1145–1190.
- [39] H. LÜTKEPOHL, *New introduction to multiple time series analysis*, Springer-Verlag, Berlin, 2005.
- [40] V. V. PETROV, *Sums of independent random variables*, vol. Band 82 of Ergebnisse der Mathematik und ihrer Grenzgebiete [Results in Mathematics and Related Areas], Springer-Verlag, New York-Heidelberg, 1975. Translated from the Russian by A. A. Brown.
- [41] T. D. PHAM AND L. T. TRAN, *Some mixing properties of time series models*, Stochastic Process. Appl., 19 (1985), pp. 297–303.
- [42] D. POLLARD, *Asymptotics for least absolute deviation regression estimators*, Econometric Theory, 7 (1991), pp. 186–199.
- [43] S. RESNICK AND C. A. A. STĂRILĂ, *Asymptotic behavior of Hill’s estimator for autoregressive data*, vol. 13, 1997, pp. 703–721. Heavy tails and highly volatile phenomena.

- [44] Q. SUN, W.-X. ZHOU, AND J. FAN, *Adaptive Huber regression*, J. Amer. Statist. Assoc., 115 (2020), pp. 254–265.
- [45] R. VERSHYNIN, *High-dimensional probability*, vol. 47 of Cambridge Series in Statistical and Probabilistic Mathematics, Cambridge University Press, Cambridge, 2018.
- [46] D. WANG, Y. ZHENG, H. LIAN, AND G. LI, *High-dimensional vector autoregressive time series modeling via tensor decomposition*, J. Amer. Statist. Assoc., 117 (2022), pp. 1338–1356.
- [47] W. W. S. WEI, *Time series analysis*, Addison Wesley/Pearson, Boston, MA, second ed., 2006. Univariate and multivariate methods.
- [48] X. WEI AND S. MINSKER, *Estimation of the covariance structure of heavy-tailed distributions*, in Advances in Neural Information Processing Systems, I. Guyon, U. V. Luxburg, S. Bengio, H. Wallach, R. Fergus, S. Vishwanathan, and R. Garnett, eds., vol. 30, Curran Associates, Inc., 2017.
- [49] L. XU, *Approximation of stable law in Wasserstein-1 distance by Stein’s method*, Ann. Appl. Probab., 29 (2019), pp. 458–504.
- [50] L. XU, F. YAO, Q. YAO, AND H. ZHANG, *Non-asymptotic guarantees for robust statistical learning under infinite variance assumption*, J. Mach. Learn. Res., 24 (2023), pp. Paper No. [92], 46.
- [51] Y. XU, S. ZHU, S. YANG, C. ZHANG, R. JIN, AND T. YANG, *Learning with non-convex truncated losses by SGD*, in Proceedings of The 35th Uncertainty in Artificial Intelligence Conference, R. P. Adams and V. Gogate, eds., vol. 115 of Proceedings of Machine Learning Research, PMLR, 22–25 Jul 2020, pp. 701–711.
- [52] A. ZHANG AND D. XIA, *Tensor SVD: statistical and computational limits*, IEEE Trans. Inform. Theory, 64 (2018), pp. 7311–7338.
- [53] L. ZHANG, T. YANG, AND R. JIN, *Empirical risk minimization for stochastic convex optimization: $O(1/n)$ - and $O(1/n^2)$ -type of risk bounds*, in Proceedings of the 2017 Conference on Learning Theory, S. Kale and O. Shamir, eds., vol. 65 of Proceedings of Machine Learning Research, PMLR, 07–10 Jul 2017, pp. 1954–1979.
- [54] L. ZHANG AND Z.-H. ZHOU, *ℓ_1 -regression with heavy-tailed distributions*, in Advances in Neural Information Processing Systems, S. Bengio, H. Wallach, H. Larochelle, K. Grauman, N. Cesa-Bianchi, and R. Garnett, eds., vol. 31, Curran Associates, Inc., 2018.
- [55] X. ZHU, R. PAN, G. LI, Y. LIU, AND H. WANG, *Network vector autoregression*, The Annals of Statistics, 45 (2017), pp. 1096 – 1123.

YU WANG: 1. DEPARTMENT OF MATHEMATICS, FACULTY OF SCIENCE AND TECHNOLOGY, UNIVERSITY OF MACAU, AV. PADRE TOMÁS PEREIRA, TAIPA MACAU, CHINA; 2. UM ZHUHAI RESEARCH INSTITUTE, ZHUHAI, CHINA.

Email address: yc17447@um.edu.mo

GUODONG LI: DEPARTMENT OF STATISTICS & ACTUARIAL SCIENCE, UNIVERSITY OF HONG KONG, POKFULAM ROAD, HONG KONG, CHINA.

Email address: gdli@hku.hk

ZHIJIE XIAO: DEPARTMENT OF ECONOMICS, BOSTON COLLEGE, CHESTNUT HILL, MA 02467 USA.

Email address: zhijie.xiao@bc.edu

LIHU XU: 1. DEPARTMENT OF MATHEMATICS, FACULTY OF SCIENCE AND TECHNOLOGY, UNIVERSITY OF MACAU, AV. PADRE TOMÁS PEREIRA, TAIPA MACAU, CHINA; 2. UM ZHUHAI RESEARCH INSTITUTE, ZHUHAI, CHINA.

Email address: lihuxu@um.edu.mo

WENYANG ZHANG: FACULTY OF BUSINESS ADMINISTRATION, UNIVERSITY OF MACAU, AV. PADRE TOMÁS PEREIRA, TAIPA, MACAU, CHINA.

Email address: wenyangzhang@um.edu.mo