

Covariance-Based Device Activity Detection with Massive MIMO for Near-Field Correlated Channels

Ziyue Wang, Yang Li, Ya-Feng Liu, and Junjie Ma

Abstract—This paper studies the device activity detection problem in a massive multiple-input multiple-output (MIMO) system for near-field communications (NFC). In this system, active devices transmit their signature sequences to the base station (BS), which detects the active devices based on the received signal. In this paper, we model the near-field channels as correlated Rician fading channels and formulate the device activity detection problem as a maximum likelihood estimation (MLE) problem. Compared to the traditional uncorrelated channel model, the correlation of channels complicates both algorithm design and theoretical analysis of the MLE problem. On the algorithmic side, we propose two computationally efficient algorithms for solving the MLE problem: an exact coordinate descent (CD) algorithm and an inexact CD algorithm. The exact CD algorithm solves the one-dimensional optimization subproblem exactly using matrix eigenvalue decomposition and polynomial root-finding. By approximating the objective function appropriately, the inexact CD algorithm solves the one-dimensional optimization subproblem inexactly with lower complexity and more robust numerical performance. Additionally, we analyze the detection performance of the MLE problem under correlated channels by comparing it with the case of uncorrelated channels. The analysis shows that when the overall number of devices N is large or the signature sequence length L is small, the detection performance of MLE under correlated channels tends to be better than that under uncorrelated channels. Conversely, when N is small or L is large, MLE performs better under uncorrelated channels than under correlated ones. Simulation results demonstrate the computational efficiency of the proposed algorithms and verify the correctness of the analysis.

Index Terms—Coordinate descent (CD) algorithm, device activity detection, massive random access, massive multiple-input multiple-output (MIMO), near-field communications (NFC).

I. INTRODUCTION

Massive machine-type communication (mMTC) plays a crucial role in fifth-generation (5G) and beyond cellular networks [1]. In mMTC, a key challenge is to handle massive random access, in which a large number of sporadically active devices are connected to the network [2]. This challenge can be addressed during the *activity detection* phase, in which each device is preassigned a unique nonorthogonal signature sequence, and the active devices transmit their signature sequences to the base station (BS). The BS then detects the active devices by identifying which sequences are transmitted based on the received signal [3].

Ziyue Wang, Ya-Feng Liu, and Junjie Ma are with the State Key Laboratory of Scientific and Engineering Computing, Institute of Computational Mathematics and Scientific/Engineering Computing, Academy of Mathematics and Systems Science, Chinese Academy of Sciences, Beijing 100190, China (e-mails: {ziyuewang, yafliu, majunjie}@lsec.cc.ac.cn). Yang Li is with the Shenzhen Research Institute of Big Data, Shenzhen 518172, China, and also with the School of Science and Engineering, The Chinese University of Hong Kong, Shenzhen 518172, China (e-mail: liyang@sribd.cn).

There are generally two mathematical approaches for device activity detection. The first one is the compressed sensing (CS)-based approach, which jointly estimates the device activities and instantaneous channel state information (CSI) by exploiting the sporadic nature of device activities [4]. The second one is the covariance-based approach, which only estimates the device activities by taking advantage of the statistical CSI [5]. It formulates the activity detection problem as a maximum likelihood estimation (MLE) problem, which is referred to as the covariance-based approach because the MLE formulation only depends on the sample covariance matrix of the received signal. Studies have shown that the covariance-based approach not only outperforms the CS-based approach but also correctly detects a much larger number of active devices in massive multiple-input multiple-output (MIMO) systems [6]–[8].

The device activity detection problem has been extensively studied with respect to theoretical analysis, algorithm design, and practical issues, with most existing works focusing on classic far-field uncorrelated Rayleigh fading channels [6]–[13]. However, with emerging trends such as extremely large-scale MIMO (XL-MIMO) and tremendously high frequencies in sixth-generation (6G) networks, the traditional far-field assumption is no longer accurate [14], [15]. This is because the Rayleigh distance, which separates the near-field and far-field regions, is proportional to the square of the antenna aperture and signal frequency. Consequently, many devices might be within the near-field region. Therefore, it is necessary to adopt the more practical near-field channel model for device activity detection.

In this paper, we study the covariance-based activity detection problem under the spatial correlated Rician fading channel, where the deterministic line-of-sight (LoS) components and correlation matrices are derived from near-field spherical wave propagation [14]–[17]. This setup makes both algorithm design and detection performance analysis more challenging than those under traditional uncorrelated Rayleigh fading channels, primarily due to the channel correlation. For spatially uncorrelated channels, the MLE formulation relies on the marginal distributions of each column of the received signal, as these columns are independently distributed [6]. However, in the case of spatially correlated channels, different columns of the received signal are dependent with each other and it is necessary to consider their joint distribution. The joint distribution complicates the MLE problem because its dimension is much higher than that of the marginal distributions and increases with the number of antennas. Moreover, since the existing detection performance analyses [6]–[8] assume that

different columns of the received signal are independent and identically distributed (i.i.d.), they cannot be directly applied to the case of spatially correlated channels.

A. Related Works

The CS-based approach is an important line of research in device activity detection under uncorrelated Rayleigh fading channels, which takes advantage of the sporadic nature of the device activity pattern. Existing sparse recovery methods for solving the CS-based activity detection problem include approximate message passing (AMP) [18]–[22] and group least absolute shrinkage and selection operator (LASSO) [23]–[25].

Another important line of research in device activity detection is the covariance-based approach, which exploits the statistical information of the channel and formulates the activity detection problem as an MLE problem. From an algorithmic perspective, the coordinate descent (CD) algorithm [5] and its accelerated variants [8], [26], [27] are the most popular and efficient algorithms for solving the MLE problem. Other algorithms include the expectation maximization/minimization (EM), also known as sparse Bayesian learning [28], the sparse iterative covariance-based estimation (SPICE) [29], and gradient descent [30]. From a theoretical perspective, the covariance-based approach has been demonstrated to have a quadratic scaling law, which enables it to detect many more active devices than the CS-based approach [6]–[8]. However, the above algorithms and theories all rely on the assumption of uncorrelated Rayleigh fading channels and are not directly applicable to correlated Rayleigh/Rician fading channels.

The CS-based approach under correlated Rayleigh fading channels has been studied in [31]–[38]. Specifically, by utilizing the channel distribution information, the AMP algorithm [31]–[33] and orthogonal AMP (OAMP) algorithm [34], [39] are proposed for solving the device activity detection problem. The works [35], [36] study the problem formulation of the CS-based activity detection and utilize the alternating direction method of multipliers (ADMM) algorithm for solving it. Additionally, [37] proposes a Bayesian framework for CS-based activity detection with unknown correlation matrices, and [38] proposes a turbo-type compressive sampling matching pursuit (Turbo-CoSaMP) algorithm for solving the device activity problem by exploiting the structured sparsity of the near-field channel.

However, there are few studies on the covariance-based approach under correlated Rayleigh or uncorrelated Rician fading channels. Three works [40]–[42] investigate the covariance-based approach under correlated Rayleigh fading channels. In [40], the MLE formulation and algorithm are studied under the assumption that the eigenvectors for the correlation matrices of all devices are identical. In [41], the covariance-based approach is applied to intelligent reflecting surface (IRS)-aided activity detection, and a deep unfolding approach is proposed for solving the MLE problem. The work [42] studies the covariance-based approach when the channels are correlated within time-frequency blocks. Moreover, under uncorrelated Rician fading channels, the problem formulation

and algorithms of the covariance-based approach are studied in [43] and [44]. In this paper, we study the algorithm design and theoretical analysis of the covariance-based approach considering correlated Rician fading channels.

The covariance-based approach for device activity detection has been applied in various practical scenarios, including the joint activity and data detection problem [9], [45], [46], the asynchronous system with joint activity and delay detection [10], [11], the multi-cell system [8], [47], the cell-free system [48], [49], the unsourced random access scenario [6], the system with frequency offsets [43], [50], the system with low-resolution analog-to-digital converters [51], and the orthogonal frequency division multiplexing (OFDM)-based massive grant-free access scheme [52]. Moreover, the deep learning approach is applied to device activity detection [53]. Finally, the covariance-based approach can be used in a three-phase protocol [54], [55] to first identify active devices and then schedule them in orthogonal transmission slots for channel estimation.

B. Main Contributions

This paper investigates the covariance-based activity detection problem in massive MIMO systems under spatially correlated Rician fading channels. The device activity detection problem is formulated as an MLE problem. The correlation of channels complicates both the algorithm design and theoretical analysis of the MLE problem. First, due to the channel correlation, when applying the CD algorithm, there is no closed-form solution to the one-dimensional optimization subproblem, and the dimension of the covariance matrix in the MLE formulation is proportional to the number of antennas, which is significantly different from the case where the channels are uncorrelated. Second, compared with the uncorrelated channel case, the channel correlation makes the columns of the received signal no longer i.i.d., which challenges the theoretical analysis of MLE's detection performance. The main contributions of the paper are twofold.

On the algorithmic side, we propose two computationally efficient algorithms for solving the MLE problem: an exact CD algorithm and an inexact CD algorithm. The exact CD algorithm iteratively solves the one-dimensional optimization subproblem exactly using matrix eigenvalue decomposition and polynomial root-finding. However, due to its high complexity and potential numerical errors when the rank of the channel correlation matrix is large, the exact CD algorithm is not efficient and sometimes is even divergent. To address this issue, we propose the inexact CD algorithm, which primarily relies on Taylor expansion to approximate some terms in the objective function. The resulting inexact CD algorithm has a lower complexity and is guaranteed to converge. Additionally, we study a special case where only a few devices' channels are correlated with a low-rank correlation matrix, while the channels of many other devices are uncorrelated. We demonstrate that exploiting the low-rank properties of the correlation matrices significantly reduces the complexity of both the exact CD and inexact CD algorithms.

On the analytical side, we analyze the detection performance of the MLE problem under correlated channels by comparing

it with the case of uncorrelated channels. This comparison is examined from two perspectives: signal statistical dimension and identifiability of the true activity. From the signal statistical dimension perspective, due to the low-rank property of the near-field spatial correlation matrix, the detection performance of MLE under correlated channels tends to be worse than that under uncorrelated channels when the overall number of devices N is small or the signature sequence length L is large. Conversely, from the perspective of identifiability, correlated channels make the identifiability of the true activity more likely to hold than uncorrelated channels, suggesting that MLE performs better in correlated channels than in uncorrelated ones when N is large or L is small.

C. Paper Organization and Notations

The rest of the paper is organized as follows. Section II introduces the system model and the MLE formulation. Section III presents the efficient CD algorithms for solving the MLE problem. In Section IV, we analyze the difference in detection performance between correlated and uncorrelated channels. Simulation results are provided in Section V. Finally, we conclude the paper in Section VI.

In this paper, lower-case, boldface lower-case, and boldface upper-case letters denote scalars, vectors, and matrices, respectively. Calligraphic letters denote sets. Superscripts $(\cdot)^H$, $(\cdot)^T$, $(\cdot)^*$, and $(\cdot)^{-1}$, denote conjugate transpose, transpose, conjugate, and inverse, respectively. Additionally, j denotes the imaginary unit, \mathbf{I}_M denotes the identity matrix of dimension $M \times M$, $\mathbb{E}[\cdot]$ denotes expectation, $\text{tr}(\mathbf{X})$ denotes the trace of \mathbf{X} , $\text{diag}(x_1, x_2, \dots, x_n)$ (or $\text{diag}(\mathbf{X}_1, \mathbf{X}_2, \dots, \mathbf{X}_n)$) denotes a (block) diagonal matrix formed by x_1, x_2, \dots, x_n (or $\mathbf{X}_1, \mathbf{X}_2, \dots, \mathbf{X}_n$), \triangleq denotes definition, $|\cdot|$ denotes the determinant of a matrix, or the (coordinate-wise) absolute operator, $\|\mathbf{x}\|_p$ denotes the ℓ_p -norm of \mathbf{x} , and \otimes denotes the Kronecker product. Finally, $\mathcal{CN}(\boldsymbol{\mu}, \boldsymbol{\Sigma})$ denotes a complex Gaussian distribution with mean $\boldsymbol{\mu}$ and covariance $\boldsymbol{\Sigma}$.

II. SYSTEM MODEL AND PROBLEM FORMULATION

A. System Model

We consider an uplink single-cell massive MIMO system consisting of a BS equipped with an M -antenna uniform linear array with half-wavelength antenna spacing. In the cell, there are N single-antenna devices, and only $K \ll N$ devices are active during any coherence interval due to the sporadic traffic. We use a_n to denote the binary variable with $a_n = 1$ for active and $a_n = 0$ for inactive devices. We consider the case where the devices are in the near-field region, i.e., the distance between the devices and the BS is less than the Rayleigh distance, which is given by $2D^2/\lambda$, where D and λ denote the antenna aperture and the wavelength, respectively [14]. We assume that both the deterministic LoS channel and statistical multipath channels exist, and the channel between device n and the BS can be modeled as the following Rician fading model [14, Eq. (133)]:

$$\mathbf{h}_n \sim \mathcal{CN}(\bar{\mathbf{h}}_n, \mathbf{R}_n), \quad (1)$$

where $\bar{\mathbf{h}}_n \in \mathbb{C}^M$ is the LoS channel between device n and the BS, and

$$(\bar{\mathbf{h}}_n)_m = \beta_n \exp\left(-j\frac{2\pi}{\lambda}(d_{n,m} - d_{n,0})\right), \quad m = 1, 2, \dots, M, \quad (2)$$

where β_n denotes the channel gain between device n and the BS, $d_{n,m}$ is the distance between the device and the m -th antenna, and $d_{n,0}$ is the distance between the device and the midpoint of the antenna array. The correlation matrix $\mathbf{R}_n \in \mathbb{C}^{M \times M}$ is given by [14, Eq. (134)]:

$$\mathbf{R}_n = \sum_{\ell=1}^{\bar{\ell}_n} \sigma_\ell^2 |\beta_{n,\ell}|^2 \bar{\mathbf{h}}_\ell (\bar{\mathbf{h}}_\ell)^H, \quad (3)$$

where $\bar{\ell}_n$ is the number of scatterers between device n and the BS, σ_ℓ^2 is the intensity attenuation caused by the ℓ -th scatterer, $\beta_{n,\ell}$ denotes the channel gain between the ℓ -th scatterer and the device n , and $\bar{\mathbf{h}}_\ell$ is the channel vector between the ℓ -th scatterer and the BS with a similar structure to (2), i.e., $(\bar{\mathbf{h}}_\ell)_m = \beta_\ell \exp\left(-j\frac{2\pi}{\lambda}(d_{\ell,m} - d_{\ell,0})\right)$, where β_ℓ , $d_{\ell,m}$, and $d_{\ell,0}$ denote the corresponding channel gain and distances. Notice that $\text{rank}(\mathbf{R}_n) \leq \bar{\ell}_n$, and thus \mathbf{R}_n is a low-rank matrix when the number of scatterers $\bar{\ell}_n \ll M$.

Each device n is preassigned a unique signature sequence $\mathbf{s}_n \in \mathbb{C}^L$ with length L for activity detection. During the uplink pilot stage, all active devices synchronously transmit their signature sequences to the BS as random access requests. Following this, the received signal at the BS can be expressed as

$$\mathbf{Y} = \sum_{n=1}^N a_n \mathbf{s}_n \mathbf{h}_n^T + \mathbf{W}, \quad (4)$$

where $\mathbf{W} \in \mathbb{C}^{L \times M}$ is the additive i.i.d. white Gaussian noise with variance σ_w^2 . Denote $\mathbf{a} = [a_1, a_2, \dots, a_N]^T \in \mathbb{R}^N$ as the activity indicator vector.

B. Problem Formulation

The task of device activity detection is to estimate \mathbf{a} from the received signal \mathbf{Y} . Notice that the Rician fading components and noises are both Gaussian. Therefore, the received signal \mathbf{Y} in (4) follows a Gaussian distribution. Since the columns of \mathbf{Y} are generally not i.i.d., we need to consider the joint distribution of all its columns, i.e., the distribution of its vectorization:

$$\mathbf{y} \triangleq \text{vec}(\mathbf{Y}) = \sum_{n=1}^N a_n \mathbf{h}_n \otimes \mathbf{s}_n + \mathbf{w}, \quad (5)$$

where $\mathbf{w} = \text{vec}(\mathbf{W})$. For a given \mathbf{a} , \mathbf{y} is a Gaussian vector, i.e., $\mathbf{y} \sim \mathcal{CN}(\bar{\mathbf{y}}_{\mathbf{a}}, \boldsymbol{\Sigma}_{\mathbf{a}})$, where the mean is

$$\bar{\mathbf{y}}_{\mathbf{a}} = \mathbb{E}[\mathbf{y}] = \sum_{n=1}^N a_n \bar{\mathbf{h}}_n \otimes \mathbf{s}_n, \quad (6)$$

and the covariance matrix is given by

$$\begin{aligned}
\boldsymbol{\Sigma}_a &= \mathbb{E}[(\mathbf{y} - \bar{\mathbf{y}}_a)(\mathbf{y} - \bar{\mathbf{y}}_a)^H] \\
&= \sum_{n=1}^N a_n \mathbb{E} \left[((\mathbf{h}_n - \bar{\mathbf{h}}_n) \otimes \mathbf{s}_n) ((\mathbf{h}_n - \bar{\mathbf{h}}_n) \otimes \mathbf{s}_n)^H \right] \\
&\quad + \sigma_w^2 \mathbf{I}_{LM} \\
&= \sum_{n=1}^N a_n \mathbb{E} \left[((\mathbf{h}_n - \bar{\mathbf{h}}_n) (\mathbf{h}_n - \bar{\mathbf{h}}_n)^H) \otimes (\mathbf{s}_n \mathbf{s}_n^H) \right] \\
&\quad + \sigma_w^2 \mathbf{I}_{LM} \\
&= \sum_{n=1}^N a_n \mathbf{R}_n \otimes (\mathbf{s}_n \mathbf{s}_n^H) + \sigma_w^2 \mathbf{I}_{LM}. \tag{7}
\end{aligned}$$

Therefore, the likelihood function of \mathbf{y} can be expressed as

$$p(\mathbf{y} | \mathbf{a}) = \frac{1}{|\pi \boldsymbol{\Sigma}_a|} \exp \left(-(\mathbf{y} - \bar{\mathbf{y}}_a)^H \boldsymbol{\Sigma}_a^{-1} (\mathbf{y} - \bar{\mathbf{y}}_a) \right). \tag{8}$$

The MLE problem can be formulated as the minimization of the negative log-likelihood function $-\log p(\mathbf{y} | \mathbf{a})$, which can be expressed as

$$\underset{\mathbf{a}}{\text{minimize}} \quad \log |\boldsymbol{\Sigma}_a| + (\mathbf{y} - \bar{\mathbf{y}}_a)^H \boldsymbol{\Sigma}_a^{-1} (\mathbf{y} - \bar{\mathbf{y}}_a) \tag{9a}$$

$$\text{subject to} \quad a_n \in \{0, 1\}, \forall n = 1, 2, \dots, N. \tag{9b}$$

Problem (9) is computationally intractable due to its binary constraints (9b). To make the problem more computationally tractable, we relax the constraint $a_n \in \{0, 1\}$ to $a_n \in [0, 1]$ as in [6]–[8], and obtain the following relaxed problem:

$$\underset{\mathbf{a}}{\text{minimize}} \quad \log |\boldsymbol{\Sigma}_a| + (\mathbf{y} - \bar{\mathbf{y}}_a)^H \boldsymbol{\Sigma}_a^{-1} (\mathbf{y} - \bar{\mathbf{y}}_a) \tag{10a}$$

$$\text{subject to} \quad a_n \in [0, 1], \forall n = 1, 2, \dots, N. \tag{10b}$$

In this paper, we focus on the algorithm design and performance analysis for the MLE problem (10). Notice that the dimension of the covariance matrix $\boldsymbol{\Sigma}_a$ in problem (10) is $LM \times LM$, which is significantly different from the case of uncorrelated channels. In the latter case, the covariance matrix involved in the MLE formulation is $L \times L$ [5]–[7]. This difference makes problem (10) much more challenging to solve.

III. PROPOSED CD ALGORITHMS FOR DEVICE ACTIVITY DETECTION

In this section, we focus on designing efficient algorithms for solving the MLE problem (10). Notice that problem (10) is nonconvex due to the concavity of $\log |\boldsymbol{\Sigma}_a|$. We propose two algorithms for solving the MLE problem: an exact CD and an inexact CD. In the exact CD algorithm, we solve the one-dimensional optimization subproblem exactly, while in the inexact CD algorithm, we solve it inexactly in order to reduce the computational cost. Furthermore, we study a special case that allows us to further reduce the complexity of both the exact CD and inexact CD algorithms by utilizing the low-rank property of the near-field channel correlation matrix.

We first introduce several key symbols and present the mathematical formulations used to solve the MLE problem.

Let $r_n = \text{rank}(\mathbf{R}_n)$. Then there exists a matrix $\mathbf{R}_n^{\frac{1}{2}} \in \mathbb{C}^{M \times r_n}$ such that

$$\mathbf{R}_n = \mathbf{R}_n^{\frac{1}{2}} (\mathbf{R}_n^{\frac{1}{2}})^H. \tag{11}$$

Let $\mathbf{X}_n = \mathbf{R}_n^{\frac{1}{2}} \otimes \mathbf{s}_n \in \mathbb{C}^{LM \times r_n}$. Then we have

$$\mathbf{X}_n \mathbf{X}_n^H = \mathbf{R}_n \otimes (\mathbf{s}_n \mathbf{s}_n^H). \tag{12}$$

Let $f(\mathbf{a})$ denote the objective function of problem (10). The n -th component of the gradient of $f(\mathbf{a})$ is given by

$$\begin{aligned}
[\nabla f(\mathbf{a})]_n &= \text{tr}(\mathbf{X}_n^H \boldsymbol{\Sigma}_a^{-1} \mathbf{X}_n) - \|\mathbf{X}_n^H \boldsymbol{\Sigma}_a^{-1} (\mathbf{y} - \bar{\mathbf{y}}_a)\|_2^2 \\
&\quad - 2 \text{Re} \left((\mathbf{y} - \bar{\mathbf{y}}_a)^H \boldsymbol{\Sigma}_a^{-1} (\bar{\mathbf{h}}_n \otimes \mathbf{s}_n) \right). \tag{13}
\end{aligned}$$

Please refer to Appendix A for the derivation of (13). Next, we present the first-order optimality condition of problem (10):

$$[\nabla f(\mathbf{a})]_n \begin{cases} \geq 0, & \text{if } a_n = 0; \\ \leq 0, & \text{if } a_n = 1; \\ = 0, & \text{if } 0 < a_n < 1, \end{cases} \quad \forall n = 1, 2, \dots, N, \tag{14}$$

which is a necessary condition for the optimality of \mathbf{a} . To quantify the degree to which each coordinate of \mathbf{a} violates condition (14), we define a nonnegative vector as follows:

$$\mathbf{v}(\mathbf{a}) \triangleq |\text{Proj}(\mathbf{a} - \nabla f(\mathbf{a})) - \mathbf{a}| \in \mathbb{R}_+^N, \tag{15}$$

where $\text{Proj}(\cdot)$ is the (coordinate-wise) projection operator onto the interval $[0, 1]$, and $|\cdot|$ is the (coordinate-wise) absolute value. Notice that the first-order optimality condition (14) is equivalent to $\mathbf{v}(\mathbf{a}) = \mathbf{0}$. Our goal is to find a feasible point \mathbf{a} such that $\|\mathbf{v}(\mathbf{a})\| \leq \epsilon$, where $\epsilon > 0$ is a given error tolerance.

A. Exact and Inexact CD Algorithms

We use the framework of randomly permuted CD [9], which is one of the most efficient variants of the CD algorithm. At each iteration, the algorithm randomly permutes the indices of all coordinates and updates them sequentially according to this permutation. Let $\mathbf{e}_n \in \mathbb{R}^N$ denote the vector whose n -th component is 1 and the other components are 0. For any given coordinate n , the algorithm updates a_n by solving the following one-dimensional optimization subproblem:

$$\begin{aligned}
\underset{d \in [-a_n, 1-a_n]}{\text{minimize}} \quad & f(\mathbf{a} + d \mathbf{e}_n) = \log |\boldsymbol{\Sigma}_a + d \mathbf{X}_n \mathbf{X}_n^H| \\
& + (\mathbf{y} - \bar{\mathbf{y}}_a - d \bar{\mathbf{h}}_n \otimes \mathbf{s}_n)^H (\boldsymbol{\Sigma}_a + d \mathbf{X}_n \mathbf{X}_n^H)^{-1} \\
& \quad \times (\mathbf{y} - \bar{\mathbf{y}}_a - d \bar{\mathbf{h}}_n \otimes \mathbf{s}_n). \tag{16}
\end{aligned}$$

Notice that problem (16) generally does not have a closed-form solution, which sharply contrasts with the CD algorithm in the case where the channels are uncorrelated [5]–[7].

The key to the CD algorithm is the efficient solution of problem (16). Next we analyze the property of its objective function. According to the properties of the determinant, we have

$$\begin{aligned}
& \log |\boldsymbol{\Sigma}_a + d \mathbf{X}_n \mathbf{X}_n^H| \\
&= \log |\mathbf{I}_{LM} + d \mathbf{X}_n \mathbf{X}_n^H \boldsymbol{\Sigma}_a^{-1}| + \log |\boldsymbol{\Sigma}_a| \\
&= \log |\mathbf{I}_{r_n} + d \mathbf{X}_n^H \boldsymbol{\Sigma}_a^{-1} \mathbf{X}_n| + \log |\boldsymbol{\Sigma}_a|. \tag{17}
\end{aligned}$$

Furthermore, applying the Sherman-Morrison-Woodbury formula, we obtain

$$\begin{aligned} (\Sigma_{\mathbf{a}} + d \mathbf{X}_n \mathbf{X}_n^H)^{-1} &= \Sigma_{\mathbf{a}}^{-1} \\ &- d \Sigma_{\mathbf{a}}^{-1} \mathbf{X}_n (\mathbf{I}_{r_n} + d \mathbf{X}_n^H \Sigma_{\mathbf{a}}^{-1} \mathbf{X}_n)^{-1} \mathbf{X}_n^H \Sigma_{\mathbf{a}}^{-1}. \end{aligned} \quad (18)$$

Substituting (17) and (18) into (16), we can rewrite problem (16) as (19), shown at the top of the next page. Problem (19) is computationally more tractable than problem (16) for the following reason. The key to solving problem (19) is analyzing the determinant and inverse of the low-dimensional matrix $\mathbf{I}_{r_n} + d \mathbf{X}_n^H \Sigma_{\mathbf{a}}^{-1} \mathbf{X}_n \in \mathbb{C}^{r_n \times r_n}$. In contrast, directly solving problem (16) involves handling the high-dimensional matrix $\Sigma_{\mathbf{a}} + d \mathbf{R}_n \otimes (\mathbf{s}_n \mathbf{s}_n^H) \in \mathbb{C}^{LM \times LM}$, where $r_n \leq M \leq LM$.

We present two methods for solving problem (19) below. Once it is solved, we update variables a_n , $\bar{\mathbf{y}}_{\mathbf{a}}$, and $\Sigma_{\mathbf{a}}^{-1}$, with $\Sigma_{\mathbf{a}}^{-1}$ being updated according to (18). The exact CD and inexact CD algorithms are summarized in Algorithm 1.

1) *Solving Problem (19) Exactly*: In this part, we present a method for solving problem (19) exactly, which performs well when r_n is small. The main computational complexities are matrix eigenvalue decomposition and polynomial root-finding.

We now reformulate problem (19) by addressing each term separately. First, we consider the term $\log |\cdot|$ in (19a). According to the eigenvalue decomposition of the matrix $\mathbf{X}_n^H \Sigma_{\mathbf{a}}^{-1} \mathbf{X}_n$, there exists a unitary matrix $\mathbf{V} \in \mathbb{C}^{r_n \times r_n}$ and a diagonal matrix $\Lambda = \text{diag}(\lambda_1, \lambda_2, \dots, \lambda_{r_n})$ that satisfy

$$\mathbf{X}_n^H \Sigma_{\mathbf{a}}^{-1} \mathbf{X}_n = \mathbf{V} \Lambda \mathbf{V}^H. \quad (20)$$

Then, we have

$$|\mathbf{I}_{r_n} + d \mathbf{X}_n^H \Sigma_{\mathbf{a}}^{-1} \mathbf{X}_n| = |\mathbf{I}_{r_n} + d \Lambda| = \prod_{i=1}^{r_n} (1 + d \lambda_i), \quad (21)$$

which is a polynomial of degree r_n in d . Second, the term in (19b) is a tractable quadratic polynomial. Next, we consider the terms in (19c)–(19e). These terms have the same structure: $d^i \cdot \xi^H (\mathbf{I}_{r_n} + d \mathbf{X}_n^H \Sigma_{\mathbf{a}}^{-1} \mathbf{X}_n)^{-1} \eta$ with $\xi, \eta \in \mathbb{C}^{r_n}$. For example, in (19e), $i = 3$ and $\xi = \eta = \mathbf{X}_n^H \Sigma_{\mathbf{a}}^{-1} (\bar{\mathbf{h}}_n \otimes \mathbf{s}_n)$. We next analyze $\xi^H (\mathbf{I}_{r_n} + d \mathbf{X}_n^H \Sigma_{\mathbf{a}}^{-1} \mathbf{X}_n)^{-1} \eta$. Applying (20) and setting $\bar{\xi} = \mathbf{V}^H \xi$ and $\bar{\eta} = \mathbf{V}^H \eta$, we get

$$\begin{aligned} &\xi^H (\mathbf{I}_{r_n} + d \mathbf{X}_n^H \Sigma_{\mathbf{a}}^{-1} \mathbf{X}_n)^{-1} \eta \\ &= \xi^H \mathbf{V} (\mathbf{I}_{r_n} + d \Lambda)^{-1} \mathbf{V}^H \eta \\ &= \bar{\xi}^H (\mathbf{I}_{r_n} + d \Lambda)^{-1} \bar{\eta} \\ &= \sum_{i=1}^{r_n} \frac{\bar{\xi}_i^* \bar{\eta}_i}{1 + d \lambda_i} \\ &= \frac{\sum_{i=1}^{r_n} (\bar{\xi}_i^* \bar{\eta}_i \prod_{k=1, k \neq i}^{r_n} (1 + d \lambda_k))}{p_{\text{den}}(d)}, \end{aligned} \quad (22)$$

which is a fraction where the denominator $p_{\text{den}}(d) \triangleq \prod_{i=1}^{r_n} (1 + d \lambda_i)$ is a polynomial of degree r_n and the numerator is a polynomial of degree $r_n - 1$. Notice that $p_{\text{den}}(d)$ is also the polynomial in (21). By substituting different ξ and η into (22), we can compute the coefficients of the numerator of each term in (19c)–(19e). We then combine all terms in (19b)–(19e)

Algorithm 1 Exact and Inexact CD Algorithms for Solving the MLE Problem (10)

- 1: Initialize $\mathbf{a} = \mathbf{0}$, $\Sigma_{\mathbf{a}}^{-1} = \sigma_w^{-2} \mathbf{I}_{LM}$, and $\bar{\mathbf{y}}_{\mathbf{a}} = \mathbf{0}$;
 - 2: **repeat**
 - 3: Randomly select a permutation $\{i_1, i_2, \dots, i_N\}$ of the coordinate indices $\{1, 2, \dots, N\}$ of \mathbf{a} ;
 - 4: **for** $n = i_1, i_2, \dots, i_N$ **do**
 - 5: **if** exact CD **then**
 - 6: Apply the eigenvalue decomposition of the matrix $\mathbf{X}_n^H \Sigma_{\mathbf{a}}^{-1} \mathbf{X}_n$ to calculate the coefficients of $p_{\text{num}}(d)$ and $p_{\text{den}}(d)$ in (23);
 - 7: Apply the root-finding algorithm [56] to solve problem (23) to obtain \hat{d} , and set $d = \hat{d}$;
 - 8: **else if** inexact CD **then**
 - 9: Calculate the coefficients of $p_{\text{approx}}(d)$ in (27) and select a $\mu \geq 0$ in (28);
 - 10: Apply the cubic formula to solve problem (28) to obtain \bar{d} , and set $d = \bar{d}$;
 - 11: **end if**
 - 12: $a_n \leftarrow a_n + d$;
 - 13: $\bar{\mathbf{y}}_{\mathbf{a}} \leftarrow \bar{\mathbf{y}}_{\mathbf{a}} + d \bar{\mathbf{h}}_n \otimes \mathbf{s}_n$;
 - 14: $\Sigma_{\mathbf{a}}^{-1} \leftarrow \Sigma_{\mathbf{a}}^{-1} - d \Sigma_{\mathbf{a}}^{-1} \mathbf{X}_n (\mathbf{I}_{r_n} + d \mathbf{X}_n^H \Sigma_{\mathbf{a}}^{-1} \mathbf{X}_n)^{-1} \mathbf{X}_n^H \Sigma_{\mathbf{a}}^{-1}$;
 - 15: **end for**
 - 16: **until** $\|\mathbf{v}(\mathbf{a})\| \leq \epsilon$;
 - 17: **Output** \mathbf{a} .
-

and reduce them to common denominator $p_{\text{den}}(d)$. Finally, we rewrite problem (19) as

$$\underset{d \in [-a_n, 1 - a_n]}{\text{minimize}} \quad f(\mathbf{a} + d \mathbf{e}_n) = f(\mathbf{a}) + \log p_{\text{den}}(d) + \frac{p_{\text{num}}(d)}{p_{\text{den}}(d)}, \quad (23)$$

where $p_{\text{num}}(d)$ is a polynomial of degree $r_n + 2$, and its coefficients are derived by combining all the terms in (19b)–(19e).

The process for solving problem (23) is as follows. First, we find $d \in [-a_n, 1 - a_n]$ such that the derivative of the objective function in (23) is zero. This is equivalent to setting the numerator of the derivative to zero, which gives:

$$p_{\text{den}}(d) p'_{\text{den}}(d) + p_{\text{den}}(d) p'_{\text{num}}(d) - p'_{\text{den}}(d) p_{\text{num}}(d) = 0, \quad (24)$$

where $p'_{\text{den}}(d)$ and $p'_{\text{num}}(d)$ are the derivatives of $p_{\text{den}}(d)$ and $p_{\text{num}}(d)$, respectively. Notice that the left-hand side in (24) is a polynomial of degree $2r_n + 1$, so problem (24) can be solved using a polynomial root-finding algorithm [56, Chap. 6]. Next, we choose the solution with the smallest objective function value in (23) among the roots of (24) and the two boundary points $-a_n$ and $1 - a_n$. This yields the exact solution to problem (23) (i.e., problem (19)). The procedure of solving problem (19) exactly is outlined in lines 6 and 7 of Algorithm 1.

The above proposed method is suitable to solve problem (19) for small r_n due to the following reasons. When r_n is large, significant numerical errors arise in two steps: (i) the eigenvalue decomposition of $\mathbf{X}_n^H \Sigma_{\mathbf{a}}^{-1} \mathbf{X}_n \in \mathbb{C}^{r_n \times r_n}$, i.e., the computation of Λ and \mathbf{V} satisfying (20), and (ii) the

$$\underset{d \in [-a_n, 1-a_n]}{\text{minimize}} \quad f(\mathbf{a} + d \mathbf{e}_n) = f(\mathbf{a}) + \log |\mathbf{I}_{r_n} + d \mathbf{X}_n^H \Sigma_{\mathbf{a}}^{-1} \mathbf{X}_n| \quad (19a)$$

$$- 2d \operatorname{Re} \left((\mathbf{y} - \bar{\mathbf{y}}_{\mathbf{a}})^H \Sigma_{\mathbf{a}}^{-1} (\bar{\mathbf{h}}_n \otimes \mathbf{s}_n) \right) + d^2 (\bar{\mathbf{h}}_n \otimes \mathbf{s}_n)^H \Sigma_{\mathbf{a}}^{-1} (\bar{\mathbf{h}}_n \otimes \mathbf{s}_n) \quad (19b)$$

$$- d (\mathbf{y} - \bar{\mathbf{y}}_{\mathbf{a}})^H \Sigma_{\mathbf{a}}^{-1} \mathbf{X}_n (\mathbf{I}_{r_n} + d \mathbf{X}_n^H \Sigma_{\mathbf{a}}^{-1} \mathbf{X}_n)^{-1} \mathbf{X}_n^H \Sigma_{\mathbf{a}}^{-1} (\mathbf{y} - \bar{\mathbf{y}}_{\mathbf{a}}) \quad (19c)$$

$$+ 2d^2 \operatorname{Re} \left((\mathbf{y} - \bar{\mathbf{y}}_{\mathbf{a}})^H \Sigma_{\mathbf{a}}^{-1} \mathbf{X}_n (\mathbf{I}_{r_n} + d \mathbf{X}_n^H \Sigma_{\mathbf{a}}^{-1} \mathbf{X}_n)^{-1} \mathbf{X}_n^H \Sigma_{\mathbf{a}}^{-1} (\bar{\mathbf{h}}_n \otimes \mathbf{s}_n) \right) \quad (19d)$$

$$- d^3 (\bar{\mathbf{h}}_n \otimes \mathbf{s}_n)^H \Sigma_{\mathbf{a}}^{-1} \mathbf{X}_n (\mathbf{I}_{r_n} + d \mathbf{X}_n^H \Sigma_{\mathbf{a}}^{-1} \mathbf{X}_n)^{-1} \mathbf{X}_n^H \Sigma_{\mathbf{a}}^{-1} (\bar{\mathbf{h}}_n \otimes \mathbf{s}_n). \quad (19e)$$

root-finding of the polynomial of degree $2r_n + 1$ in (24). The error in step (i) makes the coefficients of $p_{\text{num}}(d)$ and $p_{\text{den}}(d)$ inaccurate, while the error in step (ii) makes it impossible to obtain a solution to problem (23). To address these issues, we propose a method for solving problem (19) inexactly, as detailed below.

2) *Solving Problem (19) Inexactly*: The key idea for solving problem (19) inexactly is to use the Taylor expansion to approximate the objective function in (19), thereby avoiding the eigenvalue decomposition and polynomial root-finding. Consequently, this method performs well when r_n is large.

As follows, we approximate each term in (19). First, using (21) and the Taylor expansion, we have

$$\begin{aligned} \log |\mathbf{I}_{r_n} + d \mathbf{X}_n^H \Sigma_{\mathbf{a}}^{-1} \mathbf{X}_n| &= \sum_{i=1}^{r_n} \log(1 + d \lambda_i) \\ &= \sum_{i=1}^{r_n} d \lambda_i + o(d) \\ &= d \operatorname{tr} (\mathbf{X}_n^H \Sigma_{\mathbf{a}}^{-1} \mathbf{X}_n) + o(d), \end{aligned} \quad (25)$$

where the little- o notation $o(d)$ satisfies the condition that $o(d)/d \rightarrow 0$ as $d \rightarrow 0$. Further, we apply the Taylor expansion to obtain

$$\begin{aligned} (\mathbf{I} + d \mathbf{X}_n^H \Sigma_{\mathbf{a}}^{-1} \mathbf{X}_n)^{-1} &= \sum_{k=0}^{\infty} (-d \mathbf{X}_n^H \Sigma_{\mathbf{a}}^{-1} \mathbf{X}_n)^k \\ &= \mathbf{I}_{r_n} - d \mathbf{X}_n^H \Sigma_{\mathbf{a}}^{-1} \mathbf{X}_n + o(d). \end{aligned} \quad (26)$$

Substituting (25) and (26) into (19) and ignoring $o(d)$, we obtain an approximation of the objective function in (19), shown in (27) at the top of the next page, which is a quartic polynomial. Notice that calculating the coefficients in (27) does not involve the eigenvalue decomposition. Next, we solve the following problem:

$$\underset{d \in [-a_n, 1-a_n]}{\text{minimize}} \quad p_{\text{approx}}(d) + \frac{\mu}{2} d^2, \quad (28)$$

where $\mu \geq 0$ is a properly selected parameter. The complexity of solving problem (28) is $\mathcal{O}(1)$ because all roots of the derivative of (28) can be obtained using the cubic formula. The optimal solution to (28) can be obtained by selecting the one with the smallest objective value among the roots and the two boundary points $-a_n$ and $1 - a_n$. The process of solving problem (19) inexactly is summarized in lines 9 and 10 of Algorithm 1.

The following theorem guarantees that, for an appropriate μ , the solution to problem (28) sufficiently decreases the objective function of problem (19).

Theorem 1: Let $\bar{L} > 0$ denote the Lipschitz constant of $\nabla f(\mathbf{a})$. There exists a constant $c > 0$ such that for $\mu \geq \bar{L} + c$, the solution \bar{d} to problem (28) satisfies

$$f(\mathbf{a} + \bar{d} \mathbf{e}_n) \leq f(\mathbf{a}) - \frac{[\mathbf{v}(\mathbf{a})]_n^2}{2(\mu + c)}, \quad (29)$$

where $\mathbf{v}(\mathbf{a})$ is defined in (15).

Proof: Please see Appendix A. ■

Theorem 1 demonstrates that, at each coordinate update, although the inexact CD algorithm does not solve problem (19) exactly, it finds a good approximate solution that sufficiently decreases the objective function, especially when $[\mathbf{v}(\mathbf{a})]_n$ is large. This guarantees the convergence of the inexact CD algorithm (to a stationary point).

3) *Complexity*: In Algorithm 1, the dominant computational complexity of updating a coordinate a_n includes: (i) solving the one-dimensional problem (19), and (ii) updating matrix $\Sigma_{\mathbf{a}}^{-1}$ with complexity $\mathcal{O}((LM)^2 r_n + r_n^3)$. The complexity of solving problem (19) exactly is $\mathcal{O}(r_n^3)$, which includes the eigenvalue decomposition of matrix $\mathbf{X}_n^H \Sigma_{\mathbf{a}}^{-1} \mathbf{X}_n$ with complexity $\mathcal{O}(r_n^3)$ and the root-finding of the polynomial of degree $2r_n + 1$ with complexity $\mathcal{O}(r_n^3)$. The complexity of solving problem (19) inexactly is $\mathcal{O}(1)$. Therefore, the overall complexity of updating a_n is $\mathcal{O}((LM)^2 r_n + r_n^3)$.

In massive MIMO systems, updating and storing $\Sigma_{\mathbf{a}}^{-1} \in \mathbb{C}^{LM \times LM}$ dominate the complexity of both the exact and inexact CD algorithms. As follows, we consider a special case where the complexity of updating and storing $\Sigma_{\mathbf{a}}^{-1}$ can be significantly reduced.

B. A Special Case Study

In this subsection, we consider a special case in which the proposed exact CD and inexact CD can be accelerated. The motivation arises from the fact that within a cell, there may be only a few devices in the near-field region of the BS, whereas the majority of devices are located in the far-field region. Furthermore, we assume that for each device in the near-field region, the number of scatterers $\bar{\ell}_n$ is small. In this scenario, we can model the near-field channel as correlated channel with low-rank correlation matrix (since $\operatorname{rank}(\mathbf{R}_n) \leq \bar{\ell}_n$), and assume that the far-field channel is uncorrelated. In this scenario, we only focus on reducing the complexity of

$$\begin{aligned}
p_{\text{approx}}(d) &= f(\mathbf{a}) + d \operatorname{tr}(\mathbf{X}_n^H \boldsymbol{\Sigma}_a^{-1} \mathbf{X}_n) \\
&\quad - 2d \operatorname{Re} \left((\mathbf{y} - \bar{\mathbf{y}}_a)^H \boldsymbol{\Sigma}_a^{-1} (\bar{\mathbf{h}}_n \otimes \mathbf{s}_n) \right) + d^2 (\bar{\mathbf{h}}_n \otimes \mathbf{s}_n)^H \boldsymbol{\Sigma}_a^{-1} (\bar{\mathbf{h}}_n \otimes \mathbf{s}_n) \\
&\quad - d (\mathbf{y} - \bar{\mathbf{y}}_a)^H \boldsymbol{\Sigma}_a^{-1} \mathbf{X}_n (\mathbf{I}_{r_n} - d \mathbf{X}_n^H \boldsymbol{\Sigma}_a^{-1} \mathbf{X}_n) \mathbf{X}_n^H \boldsymbol{\Sigma}_a^{-1} (\mathbf{y} - \bar{\mathbf{y}}_a) \\
&\quad + 2d^2 \operatorname{Re} \left((\mathbf{y} - \bar{\mathbf{y}}_a)^H \boldsymbol{\Sigma}_a^{-1} \mathbf{X}_n (\mathbf{I}_{r_n} - d \mathbf{X}_n^H \boldsymbol{\Sigma}_a^{-1} \mathbf{X}_n) \mathbf{X}_n^H \boldsymbol{\Sigma}_a^{-1} (\bar{\mathbf{h}}_n \otimes \mathbf{s}_n) \right) \\
&\quad - d^3 (\bar{\mathbf{h}}_n \otimes \mathbf{s}_n)^H \boldsymbol{\Sigma}_a^{-1} \mathbf{X}_n (\mathbf{I}_{r_n} - d \mathbf{X}_n^H \boldsymbol{\Sigma}_a^{-1} \mathbf{X}_n) \mathbf{X}_n^H \boldsymbol{\Sigma}_a^{-1} (\bar{\mathbf{h}}_n \otimes \mathbf{s}_n). \tag{27}
\end{aligned}$$

updating and storing $\boldsymbol{\Sigma}_a^{-1}$ by taking advantage of the low-rank properties of the near-field correlation matrices. Below, we formally present the assumption for this specific case.

Assumption 1: Assume that there exists $N_{\text{corr}} \leq N$ such that for $1 \leq n \leq N_{\text{corr}}$, the correlation matrix \mathbf{R}_n of device n is a low-rank positive semidefinite matrix, and for $N_{\text{corr}} + 1 \leq n \leq N$, the correlation matrix is $\mathbf{R}_n = g_n \mathbf{I}_M$, where $g_n > 0$ is the large-scale fading coefficient. We further assume that the summation of the correlation matrices of the first N_{corr} devices is rank-deficient, i.e.,

$$r' \triangleq \operatorname{rank} \left(\sum_{n=1}^{N_{\text{corr}}} \mathbf{R}_n \right) < M. \tag{30}$$

Notice that $r' \leq \sum_{n=1}^{N_{\text{corr}}} \bar{\ell}_n$. Then, a sufficient condition for Assumption 1 to hold is that there are few near-field devices (i.e., N_{corr} is small) and few scatterers in the near-field channels (i.e., $\bar{\ell}_n$ is small). The following proposition demonstrates that under Assumption 1, \mathbf{R}_n ($1 \leq n \leq N_{\text{corr}}$) can be transformed into a matrix where only the upper-left $r' \times r'$ submatrix is nonzero.

Proposition 1: Under Assumption 1, there exists a unitary matrix $\mathbf{U} \in \mathbb{C}^{M \times M}$ such that

$$\mathbf{U}^H \mathbf{R}_n \mathbf{U} = \operatorname{diag}(\hat{\mathbf{R}}_n, \mathbf{0}), \quad 1 \leq n \leq N_{\text{corr}}, \tag{31}$$

where $\hat{\mathbf{R}}_1, \hat{\mathbf{R}}_2, \dots, \hat{\mathbf{R}}_{N_{\text{corr}}} \in \mathbb{C}^{r' \times r'}$. The matrix \mathbf{U} can be computed by performing the eigenvalue decomposition on the matrix $\sum_{n=1}^{N_{\text{corr}}} \mathbf{R}_n$, i.e., finding a unitary matrix \mathbf{U} such that

$$\mathbf{U}^H \left(\sum_{n=1}^{N_{\text{corr}}} \mathbf{R}_n \right) \mathbf{U} = \operatorname{diag}(\lambda_1, \lambda_2, \dots, \lambda_{r'}, 0, \dots, 0), \tag{32}$$

where $\lambda_1 \geq \lambda_2 \geq \dots \geq \lambda_{r'} > 0$.

Proof: Please see Appendix B. ■

Furthermore, once the matrix \mathbf{U} is obtained, we can transform the MLE problem (10) to obtain a more tractable problem as presented in the following theorem.

Theorem 2: The following problem is equivalent to problem (10):

$$\underset{\mathbf{a}}{\text{minimize}} \quad \log |\boldsymbol{\Sigma}'_a| + (\mathbf{y}' - \bar{\mathbf{y}}'_a)^H (\boldsymbol{\Sigma}'_a)^{-1} (\mathbf{y}' - \bar{\mathbf{y}}'_a) \tag{33a}$$

$$\text{subject to} \quad a_n \in [0, 1], \forall n = 1, 2, \dots, N, \tag{33b}$$

where

$$\begin{aligned}
\boldsymbol{\Sigma}'_a &= (\mathbf{U}^H \otimes \mathbf{I}_L) \boldsymbol{\Sigma}_a (\mathbf{U} \otimes \mathbf{I}_L) \\
&\stackrel{(a)}{=} \sum_{n=1}^{N_{\text{corr}}} a_n \operatorname{diag}(\hat{\mathbf{R}}_n, \mathbf{0}) \otimes (\mathbf{s}_n \mathbf{s}_n^H) \\
&\quad + \sum_{n=N_{\text{corr}}+1}^N a_n g_n \mathbf{I}_M \otimes (\mathbf{s}_n \mathbf{s}_n^H) + \sigma_w^2 \mathbf{I}_{LM}, \tag{34}
\end{aligned}$$

$$\mathbf{y}' = (\mathbf{U}^H \otimes \mathbf{I}_L) \mathbf{y}, \tag{35}$$

$$\bar{\mathbf{y}}'_a = \mathbb{E}[\mathbf{y}'] = (\mathbf{U}^H \otimes \mathbf{I}_L) \bar{\mathbf{y}}_a \stackrel{(b)}{=} \sum_{n=1}^N a_n (\mathbf{U}^H \bar{\mathbf{h}}_n) \otimes \mathbf{s}_n. \tag{36}$$

Proof: Please see Appendix C. ■

An intuitive explanation of Theorem 2 is as follows. It is easy to verify that problem (33) corresponds to minimizing the negative log-likelihood function of \mathbf{y}' in (35), i.e., $-\log p(\mathbf{y}' | \mathbf{a})$. According to the property of the transformation of the distribution function, we have

$$p(\mathbf{y}' | \mathbf{a}) = p(\mathbf{y} | \mathbf{a}) \cdot |\mathbf{U}^H \otimes \mathbf{I}_L| = p(\mathbf{y} | \mathbf{a}). \tag{37}$$

Therefore, problem (33) (i.e., minimizing $-\log p(\mathbf{y}' | \mathbf{a})$) is equivalent to problem (10) (i.e., minimizing $-\log p(\mathbf{y} | \mathbf{a})$).

Notice that problem (33) has a similar structure to problem (10). Therefore, we can apply both exact and inexact CD algorithms in Algorithm 1 to solve it. In line 14 of Algorithm 1, we need to update the matrix $(\boldsymbol{\Sigma}'_a)^{-1}$ with complexity $\mathcal{O}((LM)^2 r_n + r_n^3)$. However, $(\boldsymbol{\Sigma}'_a)^{-1}$ can be updated and stored with significantly lower complexity. Specifically, $\boldsymbol{\Sigma}'_a$ in (34) is a block diagonal matrix, i.e.,

$$\boldsymbol{\Sigma}'_a = \operatorname{diag}(\hat{\boldsymbol{\Sigma}}'_a, \underbrace{\tilde{\boldsymbol{\Sigma}}'_a, \tilde{\boldsymbol{\Sigma}}'_a, \dots, \tilde{\boldsymbol{\Sigma}}'_a}_{M-r'}), \tag{38}$$

where

$$\begin{aligned}
\hat{\boldsymbol{\Sigma}}'_a &= \sum_{n=1}^{N_{\text{corr}}} a_n \hat{\mathbf{R}}_n \otimes (\mathbf{s}_n \mathbf{s}_n^H) \\
&\quad + \sum_{n=N_{\text{corr}}+1}^N a_n g_n \mathbf{I}_{r'} \otimes (\mathbf{s}_n \mathbf{s}_n^H) + \sigma_w^2 \mathbf{I}_{Lr'} \\
&\stackrel{(a)}{=} \sum_{n=1}^N a_n \hat{\mathbf{X}}_n \hat{\mathbf{X}}_n^H + \sigma_w^2 \mathbf{I}_{Lr'} \in \mathbb{C}^{Lr' \times Lr'}, \tag{39}
\end{aligned}$$

$$\tilde{\boldsymbol{\Sigma}}'_a = \sum_{n=N_{\text{corr}}+1}^N a_n g_n \mathbf{s}_n \mathbf{s}_n^H + \sigma_w^2 \mathbf{I}_L \in \mathbb{C}^{L \times L}, \tag{40}$$

and (a) is because we set $\widehat{\mathbf{X}}_n = \widehat{\mathbf{R}}_n^{\frac{1}{2}} \otimes \mathbf{s}_n \in \mathbb{C}^{Lr' \times r_n}$ for $1 \leq n \leq N_{\text{corr}}$, where $\widehat{\mathbf{R}}_n^{\frac{1}{2}} \in \mathbb{C}^{r' \times r_n}$ satisfies $\widehat{\mathbf{R}}_n^{\frac{1}{2}} (\widehat{\mathbf{R}}_n^{\frac{1}{2}})^H = \widehat{\mathbf{R}}_n$, and $\widehat{\mathbf{X}}_n = \sqrt{g_n} \mathbf{I}_{r'} \otimes \mathbf{s}_n \in \mathbb{C}^{Lr' \times r'}$ for $N_{\text{corr}} + 1 \leq n \leq N$. Therefore, in a coordinate update, we can obtain the updated $(\boldsymbol{\Sigma}'_a)^{-1}$ by updating two low-dimensional matrices $(\widetilde{\boldsymbol{\Sigma}}'_a)^{-1}$ and $(\widetilde{\boldsymbol{\Sigma}}'_a)^{-1}$. The details are summarized in Algorithm 2. Notice that the complexity of updating $(\boldsymbol{\Sigma}'_a)^{-1}$ in Algorithm 2 is $\mathcal{O}((Lr')^2 r_n + r_n^3)$ for $1 \leq n \leq N_{\text{corr}}$ and $\mathcal{O}((Lr')^2 r' + (r')^3)$ for $N_{\text{corr}} + 1 \leq n \leq N$, which is significantly lower than $\mathcal{O}((LM)^2 r_n + r_n^3)$ because $r' < M$. Furthermore, we only need to store $(\widetilde{\boldsymbol{\Sigma}}'_a)^{-1}$ and $(\widetilde{\boldsymbol{\Sigma}}'_a)^{-1}$ instead of $(\boldsymbol{\Sigma}'_a)^{-1}$, because all matrix-vector multiplications involving $(\boldsymbol{\Sigma}'_a)^{-1}$ can be expressed using $(\widetilde{\boldsymbol{\Sigma}}'_a)^{-1}$ and $(\widetilde{\boldsymbol{\Sigma}}'_a)^{-1}$. Specifically, for any vectors $\boldsymbol{\xi}, \boldsymbol{\eta} \in \mathbb{C}^{LM}$, we have

$$\boldsymbol{\xi}^H (\boldsymbol{\Sigma}'_a)^{-1} \boldsymbol{\eta} = \boldsymbol{\xi}_{1:Lr'}^H (\widetilde{\boldsymbol{\Sigma}}'_a)^{-1} \boldsymbol{\eta}_{1:Lr'} + \sum_{m=r'+1}^M \boldsymbol{\xi}_{L(m-1)+1:Lm}^H (\widetilde{\boldsymbol{\Sigma}}'_a)^{-1} \boldsymbol{\eta}_{L(m-1)+1:Lm}. \quad (41)$$

Under Assumption 1, Algorithm 2 reduces the complexity of updating $(\boldsymbol{\Sigma}'_a)^{-1}$ from $\mathcal{O}((LM)^2 r_n + r_n^3)$ to at most $\mathcal{O}((Lr')^2 r' + (r')^3)$, which is independent of M . Therefore, it will significantly reduce the complexity of exact and inexact CD algorithms in massive MIMO systems. The one-dimensional optimization subproblem can be solved either exactly or inexactly using techniques similar to those in Algorithm 1, with the same complexity. We omit these details here for simplicity.

If the condition (30) in Assumption 1 does not hold, i.e., $\text{rank}(\sum_{n=1}^{N_{\text{corr}}} \mathbf{R}_n) = M$, we can design a low-complexity algorithm inspired by Algorithm 2 to obtain an approximate solution to the MLE problem (10). We describe it briefly as follows: First, we perform the eigenvalue decomposition on the matrix $\sum_{n=1}^{N_{\text{corr}}} \mathbf{R}_n$ to obtain the unitary matrix \mathbf{U} . Although the matrix $\mathbf{U}^H \mathbf{R}_n \mathbf{U}$ does not retain the property in (31), we can select a parameter r'' such that $r'' < M$ and set $\widehat{\mathbf{R}}_n$ to the upper-left $r'' \times r''$ submatrix of $\mathbf{U}^H \mathbf{R}_n \mathbf{U}$, i.e., $\widehat{\mathbf{R}}_n = (\mathbf{U}^H \mathbf{R}_n \mathbf{U})_{1:r'', 1:r''}$ for $1 \leq n \leq N_{\text{corr}}$. Next, we substitute $\widehat{\mathbf{R}}_n$ into (34) and apply the exact or inexact CD algorithm to solve problem (33), with $(\boldsymbol{\Sigma}'_a)^{-1}$ updated by Algorithm 2. The complexity of updating $(\boldsymbol{\Sigma}'_a)^{-1}$ is then at most $\mathcal{O}((Lr'')^2 r'' + (r'')^3)$. For a properly selected r'' , the output of the algorithm is a high-quality approximate solution to problem (10). This approximate solution can be used as an initial point for Algorithm 1 to accelerate the convergence of the algorithm.

IV. DETECTION PERFORMANCE ANALYSIS

In this section, we analyze how the channel correlation matrices affect the detection performance of the MLE model (10). Our analysis is based on the low-rank properties of near-field spatial correlation matrices [14]–[17], focusing on two perspectives: signal statistical dimension and identifiability of the true activity vector. On the one hand, low-rank correlation matrices may reduce the signal statistical dimension compared to uncorrelated channels, especially when the ratio N/L is

Algorithm 2 Updating $(\boldsymbol{\Sigma}'_a)^{-1}$ When a_n is Increased by d in One Coordinate Update

- 1: Input $n, d, (\widetilde{\boldsymbol{\Sigma}}'_a)^{-1}$, and $(\widetilde{\boldsymbol{\Sigma}}'_a)^{-1}$;
 - 2: **if** $1 \leq n \leq N_{\text{corr}}$ **then**
 - 3: $(\widetilde{\boldsymbol{\Sigma}}'_a)^{-1} \leftarrow (\widetilde{\boldsymbol{\Sigma}}'_a)^{-1} - d (\widetilde{\boldsymbol{\Sigma}}'_a)^{-1} \widehat{\mathbf{X}}_n \times (\mathbf{I}_{r_n} + d \widehat{\mathbf{X}}_n^H (\widetilde{\boldsymbol{\Sigma}}'_a)^{-1} \widehat{\mathbf{X}}_n)^{-1} \widehat{\mathbf{X}}_n^H (\widetilde{\boldsymbol{\Sigma}}'_a)^{-1}$;
 - 4: **else if** $N_{\text{corr}} + 1 \leq n \leq N$ **then**
 - 5: $(\widetilde{\boldsymbol{\Sigma}}'_a)^{-1} \leftarrow (\widetilde{\boldsymbol{\Sigma}}'_a)^{-1} - d (\widetilde{\boldsymbol{\Sigma}}'_a)^{-1} \widehat{\mathbf{X}}_n \times (\mathbf{I}_{r'} + d \widehat{\mathbf{X}}_n^H (\widetilde{\boldsymbol{\Sigma}}'_a)^{-1} \widehat{\mathbf{X}}_n)^{-1} \widehat{\mathbf{X}}_n^H (\widetilde{\boldsymbol{\Sigma}}'_a)^{-1}$;
 - 6: $(\widetilde{\boldsymbol{\Sigma}}'_a)^{-1} \leftarrow (\widetilde{\boldsymbol{\Sigma}}'_a)^{-1} - d g_n (\widetilde{\boldsymbol{\Sigma}}'_a)^{-1} \mathbf{s}_n \mathbf{s}_n^H (\widetilde{\boldsymbol{\Sigma}}'_a)^{-1} / (1 + d g_n \mathbf{s}_n^H (\widetilde{\boldsymbol{\Sigma}}'_a)^{-1} \mathbf{s}_n)$;
 - 7: **end if**
 - 8: Output $(\boldsymbol{\Sigma}'_a)^{-1} = \text{diag}((\widetilde{\boldsymbol{\Sigma}}'_a)^{-1}, (\widetilde{\boldsymbol{\Sigma}}'_a)^{-1}, \dots, (\widetilde{\boldsymbol{\Sigma}}'_a)^{-1})$.
-

small. This reduction of signal statistical dimension will lead to a loss in detection performance. On the other hand, covariance identifiability under correlated channels is more likely to hold, implying that detection performance under correlated channels is better than that under uncorrelated channels when the ratio N/L is large.

In order to reveal how the channel correlation affects the detection performance of the MLE model, the analysis in this section focuses on the following two cases, which differ only in the correlation of the channels:

- Case I: For each device n , the channel $\mathbf{h}_n \in \mathbb{C}^M$ follows $\mathcal{CN}(\bar{\mathbf{h}}_n, \mathbf{R}_n)$, where $\bar{\mathbf{h}}_n$ and \mathbf{R}_n are defined in (2) and (3).
- Case II: For each device n , the channel $\mathbf{h}_n \in \mathbb{C}^M$ follows $\mathcal{CN}(\bar{\mathbf{h}}_n, g_n \mathbf{I}_M)$, where $g_n = \frac{1}{M} \text{tr}(\mathbf{R}_n)$ is the large-scale fading coefficient.

We assume that the set of signature sequences is the same in both Case I and Case II, with each sequence \mathbf{s}_n being randomly generated from a specific distribution, such as the uniform distribution over the discrete set $\{\pm \frac{\sqrt{2}}{2} \pm j \frac{\sqrt{2}}{2}\}^L$, as in [8].

A. Signal Statistical Dimension

First we define the signal statistical dimensions D_{I} and D_{II} in Case I and Case II respectively:

$$D_{\text{I}} \triangleq \text{rank} \left(\sum_{n=1}^N \mathbf{R}_n \otimes (\mathbf{s}_n \mathbf{s}_n^H) \right), \quad (42)$$

$$D_{\text{II}} \triangleq \text{rank} \left(\sum_{n=1}^N g_n \mathbf{I}_M \otimes (\mathbf{s}_n \mathbf{s}_n^H) \right). \quad (43)$$

The statistical dimensions D_{I} and D_{II} are closely related to the detection performance in Case I and Case II due to the following reason. Without loss of generality, we consider Case I. Notice that the received signal $\mathbf{y} \in \mathbb{C}^{LM}$ follows $\mathcal{CN}(\bar{\mathbf{y}}_a, \boldsymbol{\Sigma}_a)$, where $\bar{\mathbf{y}}_a$ and $\boldsymbol{\Sigma}_a$ are given in (6) and (7). Using techniques similar to Proposition 1, we have that there exists a unitary matrix $\mathbf{V} \in \mathbb{C}^{LM \times LM}$ such that

$$\mathbf{V}^H (\mathbf{R}_n \otimes (\mathbf{s}_n \mathbf{s}_n^H)) \mathbf{V} = \text{diag}(\boldsymbol{\Phi}_n, \mathbf{0}), \quad (44)$$

where $\Phi_n \in \mathbb{C}^{D_1 \times D_1}$. Defining the transformed received signal $\mathbf{y}' = \mathbf{V}^H \mathbf{y}$, we have $\mathbf{y}' \sim \mathcal{CN}(\bar{\mathbf{y}}'_a, \Sigma'_a)$, where $\bar{\mathbf{y}}'_a = (\mathbf{V}' \otimes \mathbf{I}_L) \bar{\mathbf{y}}_a$, and

$$\Sigma'_a = \mathbf{V}^H \Sigma_a \mathbf{V} = \sum_{n=1}^N a_n \text{diag}(\Phi_n, \mathbf{0}) + \sigma_w^2 \mathbf{I}_{LM}. \quad (45)$$

We observe from (45) that $\Sigma'_a \in \mathbb{C}^{LM \times LM}$ is a block diagonal matrix and its lower-right submatrix $(\Sigma'_a)_{D_1+1:LM, D_1+1:LM} = \sigma_w^2 \mathbf{I}_{LM-D_1}$ is independent of \mathbf{a} . Therefore, in the transformed received signal \mathbf{y}' , only the covariance of subvector $\mathbf{y}'_{1:D_1}$ depends on \mathbf{a} , while the covariance of subvector $\mathbf{y}'_{D_1+1:LM}$ is just $\sigma_w^2 \mathbf{I}_{LM-D_1}$. Applying the property of the transformation of the distribution function, we can rewrite the log-likelihood function as

$$\begin{aligned} \log p(\mathbf{y} | \mathbf{a}) &= \log p(\hat{\mathbf{y}} | \mathbf{a}) \\ &\stackrel{(a)}{=} \log p(\mathbf{y}'_{1:D_1} | \mathbf{a}) + \log p(\mathbf{y}'_{D_1+1:LM} | \mathbf{a}), \end{aligned} \quad (46)$$

where (a) is due to the fact that $\mathbf{y}'_{1:D_1}$ and $\mathbf{y}'_{D_1+1:LM}$ are independent of each other for a given \mathbf{a} . The log-likelihood function in (46) implies that when solving the MLE problem (10), only the mean and covariance of subvector $\mathbf{y}'_{1:D_1}$ and the mean of subvector $\mathbf{y}'_{D_1+1:LM}$ are used for activity detection. This is why we refer to D_I as the statistical dimension. Furthermore, if $\bar{\mathbf{h}}_n = \mathbf{0}$ for all n , then subvector $\mathbf{y}'_{D_1+1:LM}$ is simply the noise that follows $\mathcal{CN}(\mathbf{0}, \sigma_w^2 \mathbf{I}_{LM-D_1})$. In this case, only the D_I -dimensional vector $\mathbf{y}'_{1:D_1}$ is useful for activity detection. Therefore, the larger the value of D_I , the better the detection performance in Case I. The same relationship holds for Case II with respect to D_{II} .

Since D_I and D_{II} in (42) and (43) generally do not have a closed-form expression, we estimate their values by calculating their upper bounds. In Case I, denote $\bar{r} = \max_n \text{rank}(\mathbf{R}_n)$. Then we obtain

$$\begin{aligned} D_I &\leq \sum_{n=1}^N \text{rank}(\mathbf{R}_n \otimes (\mathbf{s}_n \mathbf{s}_n^H)) \\ &= \sum_{n=1}^N \text{rank}(\mathbf{R}_n) \text{rank}(\mathbf{s}_n \mathbf{s}_n^H) \leq \bar{r} N. \end{aligned} \quad (47)$$

Since D_I also satisfies $D_I \leq LM$, we have $\bar{D}_I = \min(\bar{r}N, LM)$ as an upper bound on D_I . In Case II, due to $\text{rank}(g_n \mathbf{I}_M) = M$, and using similar techniques as in (47), we have the upper bound $\bar{D}_{II} = \min(MN, LM) \stackrel{(a)}{=} LM$, where (a) is due to the fact that in the random access setting $N \geq L$. Therefore, we have

$$\bar{D}_I \begin{cases} < \bar{D}_{II}, & \text{if } N/L < M/\bar{r}, \\ = \bar{D}_{II}, & \text{if } N/L \geq M/\bar{r}. \end{cases} \quad (48)$$

The key inference from (48) is that when the ratio N/L is small, the detection performance in Case I would be worse than that in Case II. Whereas when N/L is large, D_I and D_{II} are close to the same. Next, we will illustrate from another perspective that the detection performance in Case I is better when N/L is large.

B. Identifiability of True Activity Vector

The phase transition analysis in [7] demonstrates that, a crucial condition for the MLE model (10) to perform effectively is that the true activity indicator vector \mathbf{a}° needs to be uniquely identifiable. This implies that there should be no other vector $\mathbf{a}' \neq \mathbf{a}^\circ$ such that $p(\mathbf{y} | \mathbf{a}') = p(\mathbf{y} | \mathbf{a}^\circ)$. We now investigate the identifiability of \mathbf{a}° in both Case I and Case II. Since both $p(\mathbf{y} | \mathbf{a})$ and $p(\mathbf{y} | \mathbf{a}^\circ)$ are multivariate Gaussian distributions, their equivalence implies that their corresponding means and covariances must be identical. Therefore, the identifiability of \mathbf{a}° is equivalent to the condition that there is no other $\mathbf{a}' \neq \mathbf{a}^\circ$ such that $\bar{\mathbf{y}}_{\mathbf{a}'} = \bar{\mathbf{y}}_{\mathbf{a}^\circ}$ and $\Sigma_{\mathbf{a}'} = \Sigma_{\mathbf{a}^\circ}$. Furthermore, we define

$$\begin{aligned} \mathcal{N}_I &\triangleq \left\{ \mathbf{x} \in \mathbb{R}^N \mid \sum_{n=1}^N x_n \mathbf{R}_n \otimes (\mathbf{s}_n \mathbf{s}_n^H) = \mathbf{0}, \right. \\ &\quad \left. \text{and } \sum_{n=1}^N x_n \bar{\mathbf{h}}_n \otimes \mathbf{s}_n = \mathbf{0} \right\}, \end{aligned} \quad (49)$$

$$\begin{aligned} \mathcal{N}_{II} &\triangleq \left\{ \mathbf{x} \in \mathbb{R}^N \mid \sum_{n=1}^N x_n g_n \mathbf{I}_M \otimes (\mathbf{s}_n \mathbf{s}_n^H) = \mathbf{0}, \right. \\ &\quad \left. \text{and } \sum_{n=1}^N x_n \bar{\mathbf{h}}_n \otimes \mathbf{s}_n = \mathbf{0} \right\}, \end{aligned} \quad (50)$$

$$\mathcal{C} \triangleq \left\{ \mathbf{x} \in \mathbb{R}^N \mid x_n \geq 0 \text{ if } a^\circ = 0, x_n \leq 0 \text{ if } a^\circ = 1 \right\}. \quad (51)$$

The identifiability of \mathbf{a}° in Case I and Case II is equivalent to the conditions $\mathcal{N}_I \cap \mathcal{C} = \{\mathbf{0}\}$ and $\mathcal{N}_{II} \cap \mathcal{C} = \{\mathbf{0}\}$, respectively. The following theorem illustrates that $\mathcal{N}_{II} \cap \mathcal{C} = \{\mathbf{0}\}$ is a sufficient condition for $\mathcal{N}_I \cap \mathcal{C} = \{\mathbf{0}\}$.

Theorem 3: If $\mathcal{N}_{II} \cap \mathcal{C} = \{\mathbf{0}\}$, then $\mathcal{N}_I \cap \mathcal{C} = \{\mathbf{0}\}$ also holds true.

Proof: Please see Appendix D. ■

Theorem 3 highlights a key observation that the identifiability of \mathbf{a}° is more likely to hold in Case I than in Case II. Furthermore, the scaling law results in [6]–[8] show that when the system parameters satisfy $K = \mathcal{O}(L^2)$ and under certain methods of generating signature sequences, $\mathcal{N}_{II} \cap \mathcal{C} = \{\mathbf{0}\}$ holds. Therefore, $\mathcal{N}_I \cap \mathcal{C} = \{\mathbf{0}\}$ also holds under these conditions, implying that the number of active devices that can be correctly detected by the MLE problem (10) in Case I is at least $K = \mathcal{O}(L^2)$.

Notice that if $\bar{\mathbf{h}}_n = \mathbf{0}$ for all n , then sets \mathcal{N}_I and \mathcal{N}_{II} can be represented as

$$\mathcal{N}_I = \left\{ \mathbf{x} \in \mathbb{R}^N \mid \Psi^{(I)} \mathbf{x} = \mathbf{0} \right\}, \quad (52)$$

$$\mathcal{N}_{II} = \left\{ \mathbf{x} \in \mathbb{R}^N \mid \Psi^{(II)} \mathbf{x} = \mathbf{0} \right\}, \quad (53)$$

where $\Psi^{(I)} \in \mathbb{C}^{(LM)^2 \times N}$ and $\Psi^{(II)} \in \mathbb{C}^{(LM)^2 \times N}$ are matrices whose n -th columns are $\psi_n^{(I)} = \text{vec}(\mathbf{R}_n \otimes (\mathbf{s}_n \mathbf{s}_n^H))$ and $\psi_n^{(II)} = \text{vec}(g_n \mathbf{I}_M \otimes (\mathbf{s}_n \mathbf{s}_n^H))$, respectively. Taking Case I as an example, an heuristic view is that if the columns of $\Psi^{(I)}$ are closer to orthogonality, then the condition $\mathcal{N}_I \cap \mathcal{C} = \{\mathbf{0}\}$ is more likely to hold, which also implies that the mutual interference between devices is smaller. To this end, for different devices n and k , we study the following cosine similarity:

$$\frac{(\psi_n^{(I)})^H \psi_k^{(I)}}{\|\psi_n^{(I)}\|_2 \|\psi_k^{(I)}\|_2} = \frac{\text{tr}(\mathbf{R}_n \mathbf{R}_k)}{\|\mathbf{R}_n\|_F \|\mathbf{R}_k\|_F} \left(\frac{|\mathbf{s}_n^H \mathbf{s}_k|}{\|\mathbf{s}_n\|_2 \|\mathbf{s}_k\|_2} \right)^2$$

$$\stackrel{(a)}{\leq} \left(\frac{\|\mathbf{s}_n^H \mathbf{s}_k\|}{\|\mathbf{s}_n\|_2 \|\mathbf{s}_k\|_2} \right)^2 = \frac{(\boldsymbol{\psi}_n^{(II)})^H \boldsymbol{\psi}_k^{(II)}}{\|\boldsymbol{\psi}_n^{(II)}\|_2 \|\boldsymbol{\psi}_k^{(II)}\|_2}, \quad (54)$$

where (a) follows from the Cauchy-Schwartz inequality $\text{tr}(\mathbf{R}_n \mathbf{R}_k) \leq \|\mathbf{R}_n\|_F \|\mathbf{R}_k\|_F$, and equality holds if and only if there exists a constant c such that $\mathbf{R}_n = c\mathbf{R}_k$. We observe from (54) that $\boldsymbol{\psi}_n^{(I)}$ and $\boldsymbol{\psi}_k^{(I)}$ are closer to orthogonal than $\boldsymbol{\psi}_n^{(II)}$ and $\boldsymbol{\psi}_k^{(II)}$, implying that the mutual interference between devices n and k in Case I is lower than that in Case II. The above analysis demonstrates that the channel correlation among different antennas can reduce the correlation between devices and thereby improve the detection performance. Therefore, when the signal statistical dimensions in Case I and Case II are equal (i.e., N/L is large), the MLE model (10) exhibits superior detection performance in Case I (than in Case II).

V. SIMULATION RESULTS

We consider an mMTC system with a single cell of radius 500m, where all potential devices are uniformly distributed. In the simulation, the carrier frequency is set as 3GHz. The scatterers are uniformly distributed within 200m from the BS, and the intensity attenuation σ_ℓ^2 is 1 for all ℓ . The channel gain β_ℓ and $\beta_{n,\ell}$ follow the path-loss model, which is given by $128.1 + 37.6 \log_{10}(d)$, where d is the corresponding distance in km. We adopt a power control scheme such that $\mathbb{E}[\|\mathbf{h}_n\|_2^2] = \rho M$, where the power ρ is set as -105.1 dBm. The background noise power is set as -169 dBm/Hz over 10 MHz. The signature sequences are generated randomly and uniformly from the discrete set $\left\{ \pm \frac{\sqrt{2}}{2} \pm j \frac{\sqrt{2}}{2} \right\}^L$, as in [8].

A. Computational Efficiency of Proposed Algorithms

In this subsection, we showcase the efficiency of the proposed exact and inexact CD algorithms for solving the device activity detection problem (10). In the inexact CD algorithm, we set the parameter μ to 10.

In Fig. 1, we show the decrease of the objective function values of the proposed exact and inexact CD algorithms with respect to the running time with $M = 128$, $L = 20$, $N = 200$, and $K = 20$. The outputs of the exact and inexact CD algorithms are denoted as $\mathbf{a}^{(e)}$ and $\mathbf{a}^{(i)}$, respectively. We then define f^* as the minimum of $f(\mathbf{a}^{(e)})$ and $f(\mathbf{a}^{(i)})$. We observe from Fig. 1(a) that when $\bar{\ell}_n = 8$, the objective function values of exact and inexact CD can gradually decrease and converge to the same value. Moreover, exact CD is significantly more efficient than inexact CD. This is because, when $\bar{\ell}_n$ is small (implying r_n is also small), the exact CD algorithm can find the exact solution to the one-dimensional optimization subproblem (19) in each coordinate update, whereas the inexact CD algorithm can only find an approximate solution. In Fig. 1(b), we observe that when $\bar{\ell}_n = 12$, the objective function value of the inexact CD algorithm still converges, but that of the exact CD algorithm cannot decrease and diverges. This occurs because when $\bar{\ell}_n$ is large (corresponding to a large r_n), the exact CD algorithm fails to solve the one-dimensional subproblem (19) due to the numerical errors associated with the high-dimensional

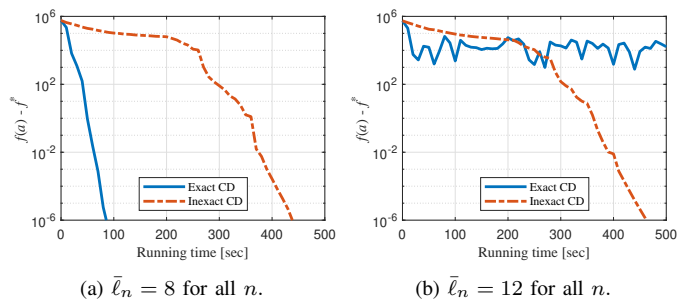


Fig. 1 Comparison of the objective function value of the proposed exact and inexact CD algorithms versus the running time.

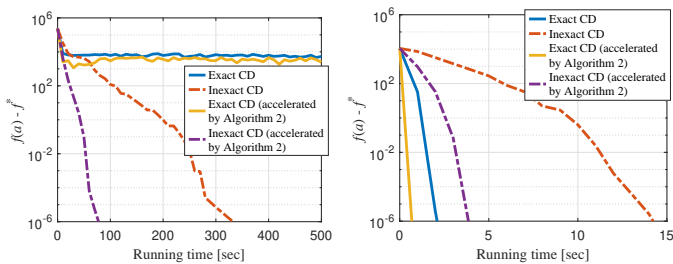
eigenvalue decomposition and polynomial root-finding. This observation shows that exact CD is more efficient when $\bar{\ell}_n$ is small, while inexact CD is more robust when $\bar{\ell}_n$ is large.

In Fig. 2, we assume that Assumption 1 holds true and plot the decrease of the objective function values of the proposed exact and inexact CD algorithms as well as their accelerated versions by Algorithm 2 with respect to the running time with $M = 128$ and $L = 20$. In Fig. 2(a), we set $N = 200$, $N_{\text{corr}} = 20$ in Assumption 1, and $\bar{\ell}_n = 4$ for $1 \leq n \leq N_{\text{corr}}$ (implying that $r_n \leq 4$). Consequently, we have $r^l \leq 80 < M$ in (30). Notice that in this case, there are 180 devices with channel correlation matrix $\mathbf{R}_n = g_n \mathbf{I}_M$. Fig. 2(a) shows that, in this scenario, the objective function value of the accelerated inexact CD converges to f^* , and it is more computationally efficient than the inexact CD algorithm. However, neither exact CD nor its accelerated version converges. This is because neither exact CD nor its accelerated version can solve the one-dimensional optimization subproblem (19) when the channel correlation matrix of the device $\mathbf{R}_n = g_n \mathbf{I}_M$. To demonstrate that the exact CD algorithm can also be accelerated when it converges, we remove devices with channel correlation matrix $\mathbf{R}_n = g_n \mathbf{I}_M$. Therefore, in Fig. 2(b), we set $N = 20$, $N_{\text{corr}} = 20$ in Assumption 1, and $\bar{\ell}_n = 4$ for all n . We observe from Fig. 2(b) that the accelerated version of exact CD converges, and it is more efficient than exact CD. The same observation applies to the inexact CD algorithm as well.

A summary of the proposed CD algorithms is as follows. First, the exact CD algorithm is more computationally efficient than the inexact CD algorithm when the rank of the channel correlation matrix is small. Second, the inexact CD algorithm is more favorable in terms of robustness in the case where the rank of the channel correlation matrix is large. Finally, both of the exact and inexact CD algorithms can be accelerated when Assumption 1 holds. Due to its robustness in solving the subproblem, we adopt the inexact CD algorithm to solve problem (10) in different scenarios in the following two subsections.

B. Numerical Validation of Detection Performance Analysis

In this subsection, we verify the detection performance analysis in Section IV. We consider the device activity detection problem under Case I and Case II and perform MLE model (10) in both cases. In order to demonstrate the impact of channel correlation matrices on the detection performance



(a) $N_{\text{CORR}} = 20$, $N = 200$, and $\bar{\ell}_n = 4$ for $1 \leq n \leq N_{\text{CORR}}$. (b) $N_{\text{CORR}} = 20$, $N = 20$, and $\bar{\ell}_n = 4$ for all n .

Fig. 2 Comparison of the objective function value of the proposed exact and inexact CD algorithms as well as their accelerated versions by Algorithm 2 versus the running time.

as compared to the traditional uncorrelated Rayleigh fading channels, we set $\bar{\mathbf{h}}_n = \mathbf{0}$ for all n for a fair comparison.

In Fig. 3, we show the detection performance for different values of L with $M = 32$, $N = 200$, and $K = 20$. The “probability of error” in the figure is defined as the point where the probability of missed detection (PM) and probability of false alarm (PF) are equal. We observe that increasing L can improve the detection performance in both cases. When L is small, the detection performance in Case I is better, and when L is large, the detection performance in Case II is better. This is because \mathbf{R}_n is rank-deficient in Case I and full-rank in Case II, which makes the signal statistical dimension (defined in (42) and (43)) in Case II larger than that in Case I when L is large. In other words, in Case I, some dimensions of the received signal are actually useless. We can also observe from Fig. 3 that in Case I, when $L \geq 35$, the larger $\bar{\ell}_n$ is, the better the detection performance is. This also verifies when $\bar{\ell}_n$ is larger, the rank of \mathbf{R}_n is larger, and thus the signal statistical dimension is larger, and the detection performance is better.

Fig. 4 plots the detection performance for various values of N , with parameters $M = 32$, $L = 20$, and $K = N/10$. It is observed that the detection performance of both cases deteriorates as N increases. Furthermore, when N is large, for instance, $N \geq 400$, the detection performance in Case I is superior to that of Case II. This is due to when N is large, the signal statistical dimensions are equal in both cases; however, in Case I, the true activity vector is more easily identifiable compared to Case II, as discussed in Section IV-B. Additionally, we also observe that in Case I, a smaller $\bar{\ell}_n$ tends to result in better detection performance for larger N . This can be explained by the fact that when $\bar{\ell}_n$ is smaller, the cosine similarity in (54) is likely to be lower, indicating a weaker correlation between different devices, which in turn leads to improved detection performance.

Fig. 5 shows the detection performance for various values of M , with $L = 20$, $N = 200$, and $K = 20$. We observe that as M increases, the detection performance in Case I with $\bar{\ell}_n$ values of 8 and 12 significantly outperforms that of Case I with $\bar{\ell}_n = 4$ and Case II. This suggests that when M is large and the rank of \mathbf{R}_n is large in Case I, the detection performance is superior compared to the case when the rank of \mathbf{R}_n is low in Case I, and it is also superior to Case II.

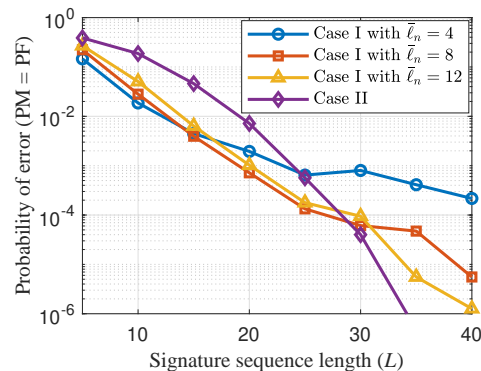


Fig. 3 Comparison of detection performance between Case I and Case II for different L 's.

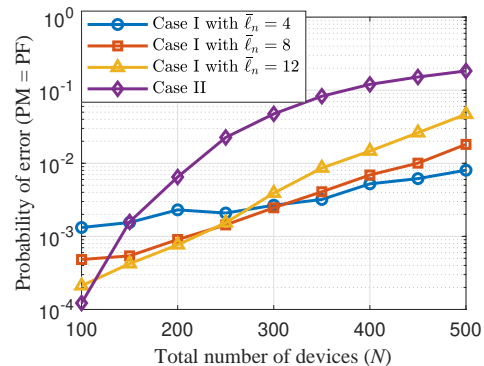


Fig. 4 Comparison of detection performance between Case I and Case II for different N 's.

C. Detection Performance Comparison with Benchmarks

In this subsection, we compare the detection performance of the proposed MLE-based approach with the following benchmarks:

- AMP [31] and OAMP [34]: Both algorithms are designed for joint activity detection and channel estimation under correlated Rayleigh fading channels. OAMP is an improved version of AMP, which is applicable to more types of signature sequences. In the scenario of Rician fading channels, i.e., $\mathbf{h}_n \sim \mathcal{CN}(\bar{\mathbf{h}}_n, \mathbf{R}_n)$, we ignore the LoS channel and assume the prior distribution to be $\mathbf{h}_n \sim \mathcal{CN}(\mathbf{0}, \mathbf{R}_n)$ in both methods. Notice that both methods require the knowledge of the probability that a device is active, i.e., K/N , but the MLE does not require this prior information.
- Mismatched MLE: We apply the vanilla MLE-based approach in [43]. Specifically, we use $\mathbf{R}'_n = \frac{\text{tr}(\mathbf{R}_n)}{M} \mathbf{I}_M$ to replace the channel correlation matrix \mathbf{R}_n in the MLE formulation.

In Fig. 6, we show the detection performance under correlated Rician/Rayleigh fading channels for various values of M , with $L = 20$, $N = 200$, $K = 20$, and $\bar{\ell}_n = 4$. It can be observed from Fig. 6 that increasing M can improve the detection performance of all compared methods. In Fig. 6(a), we observe that the detection performance of MLE is significantly better than that of all the other benchmarks. The main reason for this is that these benchmarks use inaccurate channel distributions:

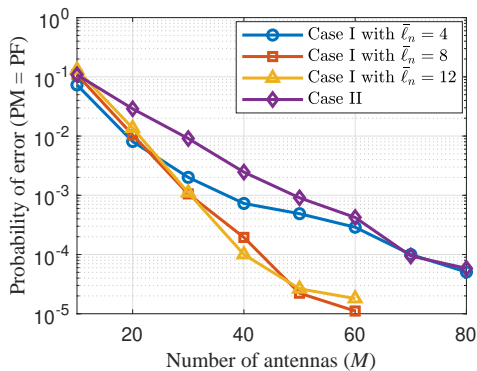
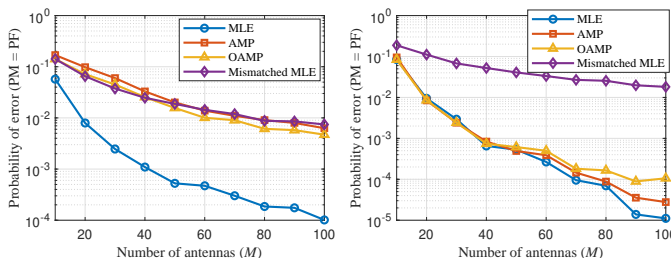


Fig. 5 Comparison of detection performance between Case I and Case II for different M 's.



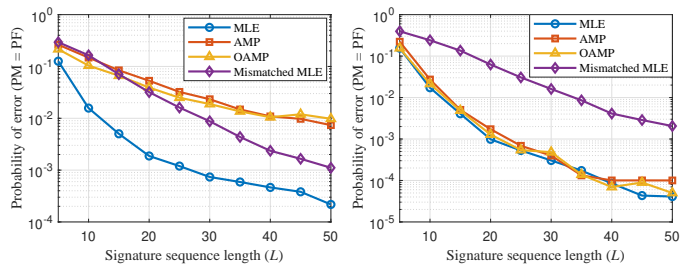
(a) Detection under correlated Rician fading channels. (b) Detection under correlated Rayleigh fading channels.

Fig. 6 Detection performance comparison of the MLE approach and the benchmarks for different M 's.

both AMP and OAMP do not utilize the LoS channel, and the mismatched MLE roughly approximates \mathbf{R}_n . In Fig. 6(b), we observe that the detection performance of MLE is slightly better than that of AMP and OAMP when M is large and significantly better than that of mismatched MLE. In this case, all methods except mismatched MLE use accurate channel distributions. Although the detection performance of MLE, AMP, and OAMP is relatively close, a significant advantage of MLE is that it does not require the prior knowledge of K .

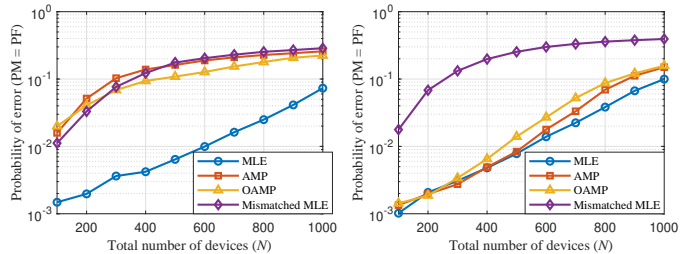
Fig. 7 plots the probability of error for different values of L , with $M = 32$, $N = 200$, $K = 20$, and $\bar{\ell}_n = 4$. We observe that increasing L can improve the detection performance of all compared methods. In Fig. 7(a), due to the use of inaccurate channel distributions, the detection performance of AMP, OAMP, and mismatched MLE is significantly worse than that of MLE. Moreover, when L is large, the detection performance of mismatched MLE becomes better than that of AMP and OAMP. In Fig. 7(b), we observe that the detection performances of MLE, AMP, and OAMP are very close, and the detection performance of mismatched MLE is significantly worse than theirs.

Fig. 8 plots the probability of error for various values of N , with $M = 32$, $L = 20$, $K = N/10$, and $\bar{\ell}_n = 4$. We observe that as N increases, the detection performance of the compared methods deteriorates. Fig. 8(a) illustrates that in the Rician fading scenario, the detection performance of MLE is significantly better than that of the other methods. Fig. 8(b) shows that in the Rayleigh fading scenario, the detection performance of MLE, AMP, and OAMP is very close, with



(a) Detection under correlated Rician fading channels. (b) Detection under correlated Rayleigh fading channels.

Fig. 7 Detection performance comparison of the MLE approach and the benchmarks for different L 's.



(a) Detection under correlated Rician fading channels. (b) Detection under correlated Rayleigh fading channels.

Fig. 8 Detection performance comparison of the MLE approach and the benchmarks for different N 's.

the mismatched MLE performing worse than these methods. Moreover, MLE outperforms AMP and OAMP when N is large.

VI. CONCLUSION

This paper investigates the device activity detection problem for NFC, where the near-field channel can be modeled as correlated Rician fading. The corresponding device activity detection problem is formulated as an MLE problem. Two efficient algorithms for solving the MLE problem, i.e., exact and inexact CD, are proposed. In addition, an analysis of the detection performance of MLE is provided. Simulation results demonstrate the efficiency of the proposed algorithms and verify the correctness of the detection performance analysis.

APPENDIX A PROOF OF THEOREM 1

The outline of the proof is as follows. First, we prove that for a sufficiently large μ , $p_{\text{approx}}(d) + \frac{\mu}{2}d^2$ is an upper bound of $f(\mathbf{a} + d\mathbf{e}_n)$. We then show that inequality (29) holds by studying the upper bound $p_{\text{approx}}(d) + \frac{\mu}{2}d^2$ in more detail.

According to (25) and (26), we have

$$f(\mathbf{a} + d\mathbf{e}_n) = p_{\text{approx}}(d) + o(d). \quad (55)$$

The gradient in (13) is derived from (27) and

$$[\nabla f(\mathbf{a})]_n = \left. \frac{\partial f(\mathbf{a} + d\mathbf{e}_n)}{\partial d} \right|_{d=0} = p'_{\text{approx}}(0). \quad (56)$$

Since $\nabla f(\mathbf{a})$ is continuous and \mathbf{a} is in the bounded region $[0, 1]^N$, $\nabla f(\mathbf{a})$ is Lipschitz continuous. That is, there exists

a constant $L > 0$ such that for any $\mathbf{a}_1, \mathbf{a}_2 \in [0, 1]^N$, the following inequality holds:

$$\|\nabla f(\mathbf{a}_1) - \nabla f(\mathbf{a}_2)\|_2 \leq L \|\mathbf{a}_1 - \mathbf{a}_2\|_2. \quad (57)$$

Furthermore, we have a quadratic upper bound on $f(\mathbf{a})$ [57, Proposition A.24]:

$$f(\mathbf{a}_2) \leq f(\mathbf{a}_1) + (\nabla f(\mathbf{a}_1))^T (\mathbf{a}_2 - \mathbf{a}_1) + \frac{L}{2} \|\mathbf{a}_2 - \mathbf{a}_1\|_2^2. \quad (58)$$

Setting $\mathbf{a}_1 = \mathbf{a}$ and $\mathbf{a}_2 = \mathbf{a} + d\mathbf{e}_n$ in (58), we obtain

$$f(\mathbf{a} + d\mathbf{e}_n) \leq f(\mathbf{a}) + [\nabla f(\mathbf{a})]_n d + \frac{L}{2} d^2. \quad (59)$$

Next, we combine all the homogeneous terms in (27) and denote $c_i(\mathbf{a})$ as the coefficient of d^i , $i = 2, 3, 4$. Specifically,

$$p_{\text{approx}}(d) = f(\mathbf{a}) + [\nabla f(\mathbf{a})]_n d + c_2(\mathbf{a}) d^2 + c_3(\mathbf{a}) d^3 + c_4(\mathbf{a}) d^4. \quad (60)$$

Since $c_2(\mathbf{a})$, $c_3(\mathbf{a})$, and $c_4(\mathbf{a})$ are continuous and \mathbf{a} is in the bounded region $[0, 1]^N$, they are bounded. That is, there exist constants \bar{c}_2 , \bar{c}_3 , and $\bar{c}_4 > 0$ such that

$$|c_i(\mathbf{a})| \leq \bar{c}_i, \quad i = 2, 3, 4. \quad (61)$$

Therefore, setting $c = 2(\bar{c}_2 + \bar{c}_3 + \bar{c}_4)$, for $\mu \geq L + c$, we have that for any $d \in [-a_n, 1 - a_n]$, the following inequality holds

$$f(\mathbf{a}) + [\nabla f(\mathbf{a})]_n d + \frac{L}{2} d^2 \leq p_{\text{approx}}(d) + \frac{\mu}{2} d^2. \quad (62)$$

Combining (59) and (62), we obtain

$$f(\mathbf{a} + d\mathbf{e}_n) \leq p_{\text{approx}}(d) + \frac{\mu}{2} d^2. \quad (63)$$

Now we study the optimal value of $p_{\text{approx}}(d) + \frac{\mu}{2} d^2$ to obtain the desired inequality (29). Notice that for any $d \in [-a_n, 1 - a_n]$,

$$p_{\text{approx}}(d) + \frac{\mu}{2} d^2 \leq f(\mathbf{a}) + [\nabla f(\mathbf{a})]_n d + \frac{\mu + c}{2} d^2. \quad (64)$$

Therefore, the optimal value of $p_{\text{approx}}(d) + \frac{\mu}{2} d^2$ satisfies

$$\begin{aligned} & p_{\text{approx}}(\bar{d}) + \frac{\mu}{2} (\bar{d})^2 \\ & \leq \underset{d \in [-a_n, 1 - a_n]}{\text{minimize}} f(\mathbf{a}) + [\nabla f(\mathbf{a})]_n d + \frac{\mu + c}{2} d^2 \\ & \stackrel{(a)}{\leq} f(\mathbf{a}) - \frac{(\text{Proj}(a_n - [\nabla f(\mathbf{a})]_n) - a_n)^2}{2(\mu + c)} \\ & = f(\mathbf{a}) - \frac{[\mathbf{v}(\mathbf{a})]_n^2}{2(\mu + c)}, \end{aligned} \quad (65)$$

where (a) is derived from

$$\begin{aligned} & \text{Proj}\left(a_n - \frac{[\nabla f(\mathbf{a})]_n}{\mu + c}\right) - a_n \\ & = \arg \min_{d \in [-a_n, 1 - a_n]} f(\mathbf{a}) + [\nabla f(\mathbf{a})]_n d + \frac{\mu + c}{2} d^2 \end{aligned} \quad (66)$$

and the properties of the projection operator $\text{Proj}(\cdot)$. Similar techniques are used in the proof of [8, Proposition 4]. Substituting $d = \bar{d}$ into (63) and combining it with (65), we obtain (29). This completes the proof of Theorem 1.

APPENDIX B PROOF OF PROPOSITION 1

Let \mathbf{u}_m denote the m -th column vector of \mathbf{U} . We observe from (32) that

$$\sum_{n=1}^{N_{\text{corr}}} \mathbf{u}_m^H \mathbf{R}_n \mathbf{u}_m = 0, \quad r' + 1 \leq m \leq M. \quad (67)$$

Since \mathbf{R}_n is positive semidefinite, $\mathbf{u}_m^H \mathbf{R}_n \mathbf{u}_m$ is nonnegative. Therefore, (67) implies $\mathbf{u}_m^H \mathbf{R}_n \mathbf{u}_m = 0$, which is equivalent to $\mathbf{R}_n \mathbf{u}_m = \mathbf{0}$, $r' + 1 \leq m \leq M$, $1 \leq n \leq N_{\text{corr}}$. Now we can verify that only the upper left $r' \times r'$ submatrix of $\mathbf{U}^H \mathbf{R}_n \mathbf{U}$ is nonzero. This completes the proof of Proposition 1.

APPENDIX C PROOF OF THEOREM 2

According to the property of the Kronecker product, for any matrices $\mathbf{A}, \mathbf{B} \in \mathbb{C}^{M \times M}$ and $\mathbf{C}, \mathbf{D} \in \mathbb{C}^{L \times L}$,

$$(\mathbf{A} \otimes \mathbf{C})(\mathbf{B} \otimes \mathbf{D}) = \mathbf{AB} \otimes \mathbf{CD}. \quad (68)$$

Therefore, we can verify that (a) in (34) and (b) in (36) hold. Furthermore, since $\mathbf{U}^H \otimes \mathbf{I}_L \in \mathbb{C}^{LM \times LM}$ is a unitary matrix, i.e., $(\mathbf{U} \otimes \mathbf{I}_L)(\mathbf{U}^H \otimes \mathbf{I}_L) = \mathbf{I}_{LM}$, we have $\log |\boldsymbol{\Sigma}'_a| = \log |\boldsymbol{\Sigma}_a|$ and

$$(\mathbf{y}' - \bar{\mathbf{y}}'_a)^H (\boldsymbol{\Sigma}'_a)^{-1} (\mathbf{y}' - \bar{\mathbf{y}}'_a) = (\mathbf{y} - \bar{\mathbf{y}}_a)^H \boldsymbol{\Sigma}_a^{-1} (\mathbf{y} - \bar{\mathbf{y}}_a). \quad (69)$$

This completes the proof of Theorem 2.

APPENDIX D PROOF OF THEOREM 3

We prove Theorem 3 by contradiction. Suppose there exists a nonzero vector $\mathbf{x} \in \mathcal{N}_I \cap \mathcal{C}$. Hence we have

$$\sum_{n=1}^N x_n (\mathbf{R}_n)_{m,m} \mathbf{s}_n \mathbf{s}_n^H = \mathbf{0}, \quad m = 1, 2, \dots, M. \quad (70)$$

Since in Case II, $g_n = \frac{1}{M} \text{tr}(\mathbf{R}_n)$, we have

$$\sum_{n=1}^N x_n g_n \mathbf{s}_n \mathbf{s}_n^H = \frac{1}{M} \sum_{m=1}^M \sum_{n=1}^N x_n (\mathbf{R}_n)_{m,m} \mathbf{s}_n \mathbf{s}_n^H = \mathbf{0}, \quad (71)$$

which further implies

$$\sum_{n=1}^N x_n g_n \mathbf{I}_M \otimes (\mathbf{s}_n \mathbf{s}_n^H) = \mathbf{I}_M \otimes \left(\sum_{n=1}^N x_n g_n \mathbf{s}_n \mathbf{s}_n^H \right) = \mathbf{0}. \quad (72)$$

Therefore, it is easy to verify nonzero $\mathbf{x} \in \mathcal{N}_{II} \cap \mathcal{C}$, which contradicts the assumption that $\mathcal{N}_{II} \cap \mathcal{C} = \{\mathbf{0}\}$. This completes the proof of Theorem 3.

REFERENCES

- [1] C. Bockelmann, N. Pratas, H. Nikopour, K. Au, T. Svensson, Č. Stefanović, P. Popovski, and A. Dekorsy, "Massive machine-type communications in 5G: Physical and MAC-layer solutions," *IEEE Commun. Mag.*, vol. 54, no. 9, pp. 59–65, Sep. 2016.
- [2] X. Chen, D. W. K. Ng, W. Yu, E. G. Larsson, N. Al-Dhahir, and R. Schober, "Massive access for 5G and beyond," *IEEE J. Sel. Areas Commun.*, vol. 39, no. 3, pp. 615–637, Mar. 2021.

- [3] L. Liu, E. G. Larsson, W. Yu, P. Popovski, Č. Stefanović, and E. de Carvalho, "Sparse signal processing for grant-free massive connectivity: A future paradigm for random access protocols in the internet of things," *IEEE Signal Process. Mag.*, vol. 35, no. 5, pp. 88–99, Sep. 2018.
- [4] Z. Gao, M. Ke, Y. Mei, L. Qiao, S. Chen, D. W. K. Ng, and H. V. Poor, "Compressive-sensing-based grant-free massive access for 6G massive communication," *IEEE Internet Things J.*, vol. 11, no. 5, pp. 7411–7435, Mar. 2024.
- [5] S. Haghghatshoar, P. Jung, and G. Caire, "Improved scaling law for activity detection in massive MIMO systems," in *Proc. IEEE Int. Symp. Inf. Theory (ISIT)*, Vail, CO, USA, Jun. 2018, pp. 381–385.
- [6] A. Fengler, S. Haghghatshoar, P. Jung, and G. Caire, "Non-Bayesian activity detection, large-scale fading coefficient estimation, and unsourced random access with a massive MIMO receiver," *IEEE Trans. Inf. Theory*, vol. 67, no. 5, pp. 2925–2951, May 2021.
- [7] Z. Chen, F. Sahrabi, Y.-F. Liu, and W. Yu, "Phase transition analysis for covariance-based massive random access with massive MIMO," *IEEE Trans. Inf. Theory*, vol. 68, no. 3, pp. 1696–1715, Mar. 2022.
- [8] Z. Wang, Y.-F. Liu, Z. Wang, and W. Yu, "Covariance-based activity detection in cooperative multi-cell massive MIMO: Scaling law and efficient algorithms," *IEEE Trans. Inf. Theory*, Sep. 2024, doi: 10.1109/TIT.2024.3470952.
- [9] Z. Chen, F. Sahrabi, Y.-F. Liu, and W. Yu, "Covariance based joint activity and data detection for massive random access with massive MIMO," in *Proc. IEEE Int. Conf. Commun. (ICC)*, Shanghai, China, May 2019, pp. 1–6.
- [10] Z. Wang, Y.-F. Liu, and L. Liu, "Covariance-based joint device activity and delay detection in asynchronous mMTC," *IEEE Signal Process. Lett.*, vol. 29, pp. 538–542, Jan. 2022.
- [11] Y. Li, Q. Lin, Y.-F. Liu, B. Ai, and Y.-C. Wu, "Asynchronous activity detection for cell-free massive MIMO: From centralized to distributed algorithms," *IEEE Trans. Wireless Commun.*, vol. 22, no. 4, pp. 2477–2492, Apr. 2023.
- [12] Y.-F. Liu, W. Yu, Z. Wang, Z. Chen, and F. Sahrabi, "Grant-free random access via covariance-based approach," in *Next Generation Multiple Access*, Y. Liu, L. Liu, Z. Ding, and X. S. Shen, Eds., Hoboken, NJ, USA: Wiley, 2024.
- [13] Y.-F. Liu, T.-H. Chang, M. Hong, Z. Wu, A. M.-C. So, E. A. Jorswieck, and W. Yu, "A survey of recent advances in optimization methods for wireless communications," *IEEE J. Sel. Areas Commun.*, vol. 42, no. 11, pp. 2992–3031, Nov. 2024.
- [14] Y. Liu, Z. Wang, J. Xu, C. Ouyang, X. Mu, and R. Schober, "Near-field communications: A tutorial review," *IEEE Open J. Commun. Soc.*, vol. 4, pp. 1999–2049, Aug. 2023.
- [15] H. Lu, Y. Zeng, C. You, Y. Han, J. Zhang, Z. Wang, Z. Dong, S. Jin, C.-X. Wang, T. Jiang, X. You, and R. Zhang, "A tutorial on near-field XL-MIMO communications towards 6G," *IEEE Commun. Surveys Tuts.*, Apr. 2024, doi: 10.1109/COMST.2024.3387749.
- [16] Z. Dong and Y. Zeng, "Near-field spatial correlation for extremely large-scale array communications," *IEEE Commun. Lett.*, vol. 26, no. 7, pp. 1534–1538, Jul. 2022.
- [17] Z. Dong, X. Li, and Y. Zeng, "Characterizing and utilizing near-field spatial correlation for XL-MIMO communication," *IEEE Trans. Commun.*, Jun. 2024, doi: 10.1109/TCOMM.2024.3416891.
- [18] Z. Chen, F. Sahrabi, and W. Yu, "Sparse activity detection for massive connectivity," *IEEE Trans. Signal Process.*, vol. 66, no. 7, pp. 1890–1904, Apr. 2018.
- [19] L. Liu and W. Yu, "Massive connectivity with massive MIMO—Part I: Device activity detection and channel estimation," *IEEE Trans. Signal Process.*, vol. 66, no. 11, pp. 2933–2946, Jun. 2018.
- [20] K. Senel and E. G. Larsson, "Grant-free massive MTC-enabled massive MIMO: A compressive sensing approach," *IEEE Trans. Commun.*, vol. 66, no. 12, pp. 6164–6175, Dec. 2018.
- [21] X. Bian, Y. Mao, and J. Zhang, "Joint activity detection, channel estimation, and data decoding for grant-free massive random access," *IEEE Internet Things J.*, vol. 10, no. 16, pp. 14 042–14 057, Aug. 2023.
- [22] W. Zhu, M. Tao, X. Yuan, F. Xu, and Y. Guan, "Cooperative multi-cell massive access with temporally correlated activity," *IEEE Trans. Wireless Commun.*, vol. 23, no. 5, pp. 4347–4363, May 2024.
- [23] T. Li, J. Zhang, Z. Yang, Z. L. Yu, Z. Gu, and Y. Li, "Dynamic user activity and data detection for grant-free NOMA via weighted $\ell_{2,1}$ minimization," *IEEE Trans. Wireless Commun.*, vol. 21, no. 3, pp. 1638–1651, Mar. 2022.
- [24] G. Sun, M. Cao, W. Wang, W. Xu, and C. Studer, "Joint active user detection, channel estimation, and data detection for massive grant-free transmission in cell-free systems," in *IEEE Workshop Signal Process. Adv. Wireless Commun. (SPAWC)*, Shanghai, China, Sep. 2023, pp. 406–410.
- [25] L. Marata, O. L. A. López, A. Hauptmann, H. Djelouat, and H. Alves, "Joint activity detection and channel estimation for clustered massive machine type communications," *IEEE Trans. Wireless Commun.*, vol. 23, no. 6, pp. 5473–5487, Jun. 2024.
- [26] J. Dong, J. Zhang, Y. Shi, and J. H. Wang, "Faster activity and data detection in massive random access: A multiarmed bandit approach," *IEEE Internet Things J.*, vol. 9, no. 15, pp. 13 664–13 678, Aug. 2022.
- [27] M. Zhu, Y. Sun, L. You, Z. Wang, Y.-F. Liu, and S. Cui, "Rethinking grant-free protocol in mMTC," in *IEEE Global Commun. Conf. (GLOBECOM)*, Cape Town, South Africa, Dec. 2024.
- [28] D. P. Wipf and B. D. Rao, "An empirical Bayesian strategy for solving the simultaneous sparse approximation problem," *IEEE Trans. Signal Process.*, vol. 55, no. 7, pp. 3704–3716, Jul. 2007.
- [29] P. Stoica, P. Babu, and J. Li, "SPICE: A sparse covariance-based estimation method for array processing," *IEEE Trans. Signal Process.*, vol. 59, no. 2, pp. 629–638, Feb. 2011.
- [30] Z. Wang, Z. Chen, Y.-F. Liu, F. Sahrabi, and W. Yu, "An efficient active set algorithm for covariance based joint data and activity detection for massive random access with massive MIMO," in *Proc. IEEE Int. Conf. Acoust., Speech, Signal Process. (ICASSP)*, Toronto, ON, Canada, Jun. 2021, pp. 4840–4844.
- [31] H. Djelouat, L. Marata, M. Leinonen, H. Alves, and M. Juntti, "User activity detection and channel estimation of spatially correlated channels via AMP in massive MTC," in *Proc. 55th Asilomar Conf. Signals Syst. Comput.*, Pacific Grove, CA, USA, Oct. 2021, pp. 1200–1204.
- [32] J. Bai and E. G. Larsson, "Activity detection in distributed MIMO: Distributed AMP via likelihood ratio fusion," *IEEE Wireless Commun. Lett.*, vol. 11, no. 10, pp. 2200–2204, Oct. 2022.
- [33] A. Rajoriya and R. Budhiraja, "Joint AMP-SBL algorithms for device activity detection and channel estimation in massive MIMO mMTC systems," *IEEE Trans. Commun.*, vol. 71, no. 4, pp. 2136–2152, Apr. 2023.
- [34] Y. Cheng, L. Liu, and L. Ping, "Orthogonal AMP for massive access in channels with spatial and temporal correlations," *IEEE J. Sel. Areas in Commun.*, vol. 39, no. 3, pp. 726–740, Mar. 2021.
- [35] H. Djelouat, M. Leinonen, L. Ribeiro, and M. Juntti, "Joint user identification and channel estimation via exploiting spatial channel covariance in mMTC," *IEEE Wireless Commun. Lett.*, vol. 10, no. 4, pp. 887–891, Apr. 2021.
- [36] H. Djelouat, M. Leinonen, and M. Juntti, "Spatial correlation aware compressed sensing for user activity detection and channel estimation in massive MTC," *IEEE Trans. Wireless Commun.*, vol. 21, no. 8, pp. 6402–6416, Aug. 2022.
- [37] H. Djelouat, M. J. Sillanpää, M. Leinonen, and M. Juntti, "Hierarchical MTC user activity detection and channel estimation with unknown spatial covariance," *IEEE Trans. Wireless Commun.*, vol. 23, no. 10, pp. 14 620–14 636, Oct. 2024.
- [38] X. Xie, Y. Wu, J. An, D. W. K. Ng, C. Xing, and W. Zhang, "Massive unsourced random access for near-field communications," *IEEE Trans. Commun.*, vol. 72, no. 6, pp. 3256–3272, Jun. 2024.
- [39] J. Ma and L. Ping, "Orthogonal AMP," *IEEE Access*, vol. 5, pp. 2020–2033, Jan. 2017.
- [40] X. Xie, Y. Wu, J. Gao, and W. Zhang, "Massive unsourced random access for massive MIMO correlated channels," in *IEEE Global Commun. Conf. (GLOBECOM)*, Taipei, Taiwan, Dec. 2020, pp. 1–6.
- [41] Q. Lin, Y. Li, Y.-C. Wu, and R. Zhang, "Intelligent reflecting surface aided activity detection for massive access: Performance analysis and learning approach," *IEEE Trans. Wireless Commun.*, Aug. 2024, doi: 10.1109/TWC.2024.3448229.
- [42] J. Bai and E. G. Larsson, "A unified activity detection framework for massive access: Beyond the block-fading paradigm," *arXiv:2410.17113*, 2024.
- [43] W. Liu, Y. Cui, F. Yang, L. Ding, and J. Sun, "MLE-based device activity detection under Rician fading for massive grant-free access with perfect and imperfect synchronization," *IEEE Trans. Wireless Commun.*, vol. 23, no. 8, pp. 8787–8804, Aug. 2024.
- [44] F. Tian, X. Chen, L. Liu, and D. W. K. Ng, "Massive unsourced random access over Rician fading channels: Design, analysis, and optimization," *IEEE Internet Things J.*, vol. 9, no. 18, pp. 17 675–17 688, Sep. 2022.
- [45] J. Gao, Y. Wu, S. Shao, W. Yang, and H. V. Poor, "Energy efficiency of massive random access in MIMO quasi-static Rayleigh fading channels with finite blocklength," *IEEE Trans. Inf. Theory*, vol. 69, no. 3, pp. 1618–1657, Mar. 2023.
- [46] Q. Lin, Y. Li, and Y.-C. Wu, "Sparsity constrained joint activity and data detection for massive access: A difference-of-norms penalty framework,"

- IEEE Trans. Wireless Commun.*, vol. 22, no. 3, pp. 1480–1494, Mar. 2023.
- [47] Z. Chen, F. Sohrabi, and W. Yu, “Sparse activity detection in multi-cell massive MIMO exploiting channel large-scale fading,” *IEEE Trans. Signal Process.*, vol. 69, pp. 3768–3781, Jun. 2021.
- [48] H. Zhang, Q. Lin, Y. Li, L. Cheng, and Y.-C. Wu, “Activity detection for massive connectivity in cell-free networks with unknown large-scale fading, channel statistics, noise variance, and activity probability: A Bayesian approach,” *IEEE Trans. Signal Process.*, vol. 72, pp. 942–957, Feb. 2024.
- [49] Q. Lin, Y. Li, W.-B. Kou, T.-H. Chang, and Y.-C. Wu, “Communication-efficient activity detection for cell-free massive MIMO: An augmented model-driven end-to-end learning framework,” *IEEE Trans. Wireless Commun.*, vol. 23, no. 10, pp. 12 888–12 903, Oct. 2024.
- [50] Y. Li, M. Xia, and Y.-C. Wu, “Activity detection for massive connectivity under frequency offsets via first-order algorithms,” *IEEE Trans. Wireless Commun.*, vol. 18, no. 3, pp. 1988–2002, Mar. 2019.
- [51] Z. Wang, Y.-F. Liu, Z. Wang, L. Liu, H. Pan, and S. Cui, “Device activity detection in mMTC with low-resolution ADCs: A new protocol,” *IEEE Trans. Wireless Commun.*, vol. 23, no. 6, pp. 5847–5862, Jun. 2024.
- [52] W. Jiang, Y. Jia, and Y. Cui, “Statistical device activity detection for OFDM-based massive grant-free access,” *IEEE Trans. Wireless Commun.*, vol. 22, no. 6, pp. 3805–3820, Jun. 2023.
- [53] Y. Li, Z. Chen, Y. Wang, C. Yang, B. Ai, and Y.-C. Wu, “Heterogeneous transformer: A scale adaptable neural network architecture for device activity detection,” *IEEE Trans. Wireless Commun.*, vol. 22, no. 5, pp. 3432–3446, May 2023.
- [54] J. Kang and W. Yu, “Minimum feedback for collision-free scheduling in massive random access,” *IEEE Trans. Inf. Theory*, vol. 67, no. 12, pp. 8094–8108, Dec. 2021.
- [55] J. Kang and W. Yu, “Scheduling versus contention for massive random access in massive MIMO systems,” *IEEE Trans. Commun.*, vol. 70, no. 9, pp. 5811–5824, Sep. 2022.
- [56] J. M. McNamee, *Numerical Methods for Roots of Polynomials-Part I*. Amsterdam: The Netherlands: Elsevier, 2007.
- [57] D. P. Bertsekas, *Nonlinear Programming*, 2nd ed. Belmont, MA, USA: Athena Scientific, 1999.