

# Does This Summary Answer My Question? Modeling Query-Focused Summary Readers with Rational Speech Acts

Cesare Spinoso-Di Piano and Jackie Chi Kit Cheung

Mila – Quebec Artificial Intelligence Institute

McGill University

cesare.spinoso-dipiano@mail.mcgill.ca

## Abstract

Query-focused summarization (QFS) is the task of generating a summary in response to a user-written query. Despite its user-oriented nature, there has been limited work in QFS in explicitly considering a user’s understanding of a generated summary, potentially causing QFS systems to underperform at inference time. In this paper, we adapt the Rational Speech Act (RSA) framework, a model of human communication, to explicitly model a reader’s understanding of a query-focused summary and integrate it within the generation method of existing QFS systems. In particular, we introduce the *answer reconstruction* objective which approximates a reader’s understanding of a summary by their ability to use it to reconstruct the answer to their initial query. Using this objective, we are able to re-rank candidate summaries generated by existing QFS systems and select summaries that better align with their corresponding query and reference summary. More generally, our study suggests that a simple and effective way of improving a language generation system designed for a user-centered task may be to explicitly incorporate its user requirements into the system’s generation procedure.

## 1 Introduction

In automatic summarization, there has been a growing interest in pushing summarization towards more user-centered objectives (Díaz and Gervás, 2007; Lerman et al., 2009; Yan et al., 2011; Bhatnagar et al., 2023). One popular approach has been to provide summarization systems with additional user preferences, such as user queries (Dang, 2005; Daumé and Marcu, 2006; Baumel et al., 2018; Vig et al., 2022). In this redefined query-focused summarization (QFS) setting, a system should provide a concise and factual summary of a source document while additionally providing the necessary information for the user to answer their initial query (or queries). For instance, in Figure 1, a Llama 3

**System prompt:** You are a helpful, respectful and honest assistant specializing in query-focused summarization.

**User prompt:** Provide a summary which both summarizes the document as well as answers the questions. Questions: [QUESTIONS] Document: [DOCUMENT] Summary:

The film "A Wrinkle in Time" is a visually stunning and psychedelic adaptation of Madeleine L'Engle's classic novel, directed by Ava DuVernay. The movie follows the story of Meg, a tween girl who embarks on a journey with her friends and a trio of Mrs. Whatsits to find her missing scientist father. The film is a treat to watch [...]

Figure 1: An example of a *query-focused summary* (truncated) generated by Llama 3 for this [article](#) on the movie “A Wrinkle in Time” from the MultiOpEd dataset. The only question which was asked about this article ([QUESTIONS]) was “Is “A Wrinkle in Time” worth watching?”. The full prompt we give to Llama 3 can be found in Appendix B.

model is tasked with summarizing an article about the movie “A Wrinkle in Time” while answering the question “Is “A Wrinkle in Time” worth watching?”.

Despite the more user-oriented nature of QFS, most QFS systems limit their considerations regarding how their generated summaries may be perceived and used by their readers. In particular, during the generation process, most QFS systems do not *explicitly* consider the extent to which their generated summary will allow the user to actually answer their initial query. Instead, existing QFS systems and their generation procedures consider their users indirectly by, for instance, integrating query-answer relevance scores into their system’s fine-tuning stage (Sotudeh and Goharian, 2023). Meanwhile, work in personalized summarization has already shown that explicitly considering “user characteristics” leads to summaries which better account for user needs (Li et al., 2019).

As a result, in this paper, we seek to provide an explicit model of the reader of a query-focused summary. We hypothesize that this explicit user

consideration will enable existing QFS systems to generate summaries which better align with how they will be read, understood and used. To do so, we take the approach of modeling how the user might understand the generated summary in the context of the posed query. In particular, given a source document and one or more related queries, we consider a good summary to be one that allows the user to provide a high-quality answer to the query without needing to consult the source document. To model this, we introduce the *answer reconstruction* score which is the likelihood of generating the answer to the initial query conditioned on the summary *and not* the source document. This answer reconstruction score is then used at inference time to re-rank a pool of candidate summaries generated by a QFS system.

This model of the reader of the summary is inspired by recent work which has attempted to leverage the Rational Speech Act (RSA) theory (Degen, 2023) to model pragmatic language phenomena such as conversational implicature. In RSA, a speaker attempts to convey a piece of information to a listener by generating an utterance which the speaker believes will be easily and unambiguously understood by the listener. To do so, the speaker, often referred to as the *pragmatic speaker*, will generate an utterance whose intended meaning is likely to be recovered by the listener, often referred to as the *pragmatic listener*. Translating this to the context of QFS and the answer reconstruction objective, a *pragmatic summarizer* will produce a summary which can be directly used by a *pragmatic reader* to answer their initial query.

As a result of our adaptation of the RSA framework, we show that standard decoding methods for generating summaries with QFS systems underperform against generation procedures which explicitly consider the readers of the summaries. More specifically, we test our reader model with an end-to-end fine-tuned summarization model and a prompt-based summarization model and show that we are able to select summaries which better match their corresponding reference summaries in terms of ROUGE and other standard metrics. Beyond QFS, our results suggest that current language generation systems designed to account for user preferences may be missing out on potential performance gains by opting not to explicitly consider users during the text generation stage.

To summarize, in this paper, the research question we answer is: “Does an explicit model of a

reader produce query-focused summaries which better align with their corresponding query and reference summary?”. To this end, we extend existing work in query-focused summarization (QFS) by adapting the Rational Speech Act (RSA) framework to provide an explicit model of the reader of a query-focused summary. In particular, we develop an *answer reconstruction* objective which measures and re-ranks candidate summaries based on their suitability in providing the necessary information to answer the initial query. We show that the additional answer reconstruction step of our generation method leads to selecting candidate summaries which are more appropriate. More generally, our work provides the community interested in building user-centered language generation systems with evidence that explicitly integrating user models into the generation process may lead to systems which better meet user needs.

## 2 Related Work

**Query-focused summarization (QFS)** Some of the first concerted efforts in developing QFS systems date back to Dang (2005, 2006b) where QFS was presented as a shared task. Since then, QFS has received increasing attention due, in part, to it being more user-centered in nature than traditional generic summarization (Kryściński et al., 2019; Vig et al., 2022).

There have been several proposed modeling approaches to QFS, the two most common approaches being a two-step retrieval-abstraction method and an end-to-end method (Vig et al., 2022). In retrieval-abstraction methods such as Egonmwan et al. (2019), the summarization system first uses the provided query to retrieve the most relevant sentences from the document to be summarized and subsequently passes those sentences to an abstractive module tasked with providing a concise and factual overview of those sentences. In end-to-end methods (Baumel et al., 2018; Xie et al., 2020), a summarization system is fine-tuned on source document, question and reference summary triples allowing it to directly generate a summary from a new source document and question pair at inference time. Other notable approaches which do not cleanly fit within these two paradigms include Xu and Lapata (2020b) which leverage generic summaries to improve QFS systems and Xu and Lapata (2021) which develop a latent query model.

In closer connection with our work, there have

been several methods which explicitly consider the answers to queries in their QFS systems. In [Su et al. \(2021\)](#), the authors compute scores for each sentence in a source document based on their relevance to the answer of a query and integrate those scores within the attention computation of a BART-based end-to-end summarization system. In [Xu and Lapata \(2020a\)](#), the authors use several scoring modules to iteratively refine the relevance of source document sentences as answers to the query before passing them to an abstractive summarization module. Another approach by [Zhao et al. \(2023\)](#) has been to integrate the answer produced by a QA system as one of the inputs to an end-to-end summarization system. In contrast, we propose to score candidate summaries based on a modeled reader’s ability to answer the initial question based on the summary alone. Thus, our method may be used with existing QFS systems by generating several candidate summaries and selecting the most appropriate summary at inference time.

**Rational speech act (RSA)** Our model of the readers of a summary is inspired by the RSA framework, which has been used to model several language generation tasks to better reflect human communication ([Grice, 1975](#); [Frank and Goodman, 2012](#); [Goodman and Stuhlmüller, 2013](#); [Bergen et al., 2016](#)). In [Andreas and Klein \(2016\)](#), the authors model the task of informative image captioning by using, for the first time, *neural* pragmatic listeners and speakers. [Fried et al. \(2018\)](#) extend the use of RSA to instruction following and generation. [Shen et al. \(2019\)](#) investigate RSA for generic summarization and language generation from structured meaning representations while [Darrin et al. \(2024\)](#) leverage the RSA framework to develop a multi-document summarization system of scholarly reviews.

We close this section by contrasting our approach with a similar adaption of RSA to summarization. In [Shen et al. \(2019\)](#), the authors introduce the *source reconstruction* objective whereby the goodness of a summary is measured by a reader’s ability to reconstruct the source document given the generated summary. Convenient as it may be, we do not believe source reconstruction to be a realistic model of a summary’s reader. For instance, a summarization system may correctly choose to drop unimportant information from the source text in the summary making it impossible to perfectly reconstruct the source. In contrast, our method’s

answer reconstruction objective is directly defined through a query-focused summary’s intended use case: as a way of informing the user about their posed query.

### 3 Answer Reconstruction: An RSA Model of a QFS Reader

We formalize our explicit model of a query-focused summary reader firstly by discussing the RSA framework in general and subsequently by formally discussing how we adapt it to model a query-focused summary reader through the answer reconstruction objective. The intuition and driving principle behind our proposed method is that user-oriented language generation tasks such as QFS involve user requirements which can naturally be integrated into the generation procedure through the RSA framework. We hypothesize that this explicit consideration of users will favour outputs which better align with their expectations of user-centered language generation systems.

**RSA and human communication** The RSA framework was originally introduced to model human communication and, more specifically, to explicitly account for a listener in the context of modeling pragmatic phenomena like conversational implicature ([Frank and Goodman, 2012](#); [Goodman and Stuhlmüller, 2013](#); [Bergen et al., 2016](#)). In this framework, a pragmatic speaker,  $S_1$ , attempts to convey a message with some meaning,  $m$ , by generating an utterance,  $u$ . To do so, the pragmatic speaker uses a *literal speaker*,  $S_0$ , to first generate candidate utterances  $\mathcal{U}$  where the utterances  $u \in \mathcal{U}$  are generated from a uniform distribution,  $P_{S_0}(U|M = m)$ , over utterances with literal meaning matching  $m$ . The pragmatic speaker then explicitly posits a pragmatic listener,  $L_1$ , to approximate the usefulness of each candidate utterance  $u \in \mathcal{U}$ . In particular,  $S_1$  re-scores each candidate utterance,  $u \in \mathcal{U}$ , by using the probability that  $L_1$  recovers the intended meaning of their message when observing  $u$ ,  $P_{L_1}(M = m|U = u)$ . Finally, the pragmatic speaker combines these two probabilities with a rationality parameter  $\lambda$  to provide a final score for each utterance  $u \in \mathcal{U}$  represented by<sup>1</sup>

$$S_1(u|m; \lambda) = P_{S_0}(u|m)^{1-\lambda} \cdot P_{L_1}(m|u)^\lambda \quad (1)$$

<sup>1</sup>We drop the  $P_{S_1}$  notation for the pragmatic speaker as, except for  $\lambda = 0, 1$ , this product does not necessarily induce a valid probability distribution.

**RSA and QFS** To adapt the RSA model to QFS, we provide new definitions for the speakers,  $S_0, S_1$ , and listener,  $L_1$ , which we refer to as summarizers,  $S_0, S_1$ , and reader,  $R_1$ , respectively. In addition, we base the intended meaning of a query-focused summary on its suitability in providing enough information for  $R_1$  to correctly answer their initial query.

In our adapted RSA framework, we define the literal summarizer as any QFS system which takes as input some source text  $x$  and query  $q$  and which induces a probability distribution over candidate summaries,  $P_{S_0}(Y|X = x, Q = q)$ <sup>2</sup>. We think of existing QFS systems as literal summarizers since, similar to the original RSA formulation, they do not directly consider the readers of their summaries. In our formulation, given  $x$  and  $q$ ,  $S_1$  leverages  $S_0$  as a way to sample  $n$  candidate summaries:

$$\hat{y}_i \sim P_{S_0}(Y|X = x, Q = q), i = 1 \dots n \quad (2)$$

To implement our definition of the intended meaning of a query-focused summary, we introduce the *answer reconstruction* objective. This objective allows re-scoring a candidate summary  $\hat{y}_i$  based on  $R_1$ 's ability to generate the answer to the original query  $q$  by using  $\hat{y}_i$  instead of  $x$ . To do so, we suppose that  $S_1$  has access to a question-answer (QA) generation system  $F$  which takes as input a document  $d$  and a related question  $q^*$ <sup>3</sup> and provides an answer  $F(D = d, Q^* = q^*) = a$  along with the probability for that answer,  $P_F(A = a|D = d, Q^* = q^*)$ .

Thus, given  $x$  and  $q$ ,  $S_1$  models  $R_1$ 's understanding of  $\hat{y}_i$  by generating an answer  $a = F(x, q)$  and by evaluating the probability of  $R_1$  reconstructing  $a$  via the same QA process. That is,

$$P_{R_1}(A = a|\hat{Y} = \hat{y}_i, Q = q) := P_F(A = a|D = \hat{y}_i, Q^* = q) \quad (3)$$

Finally, a rationality parameter  $\lambda \in [0, 1]$  is used by  $S_1$  to regulate the importance assigned to  $R_1$ 's answer reconstruction ability in selecting the final summary. That is,  $S_1$ 's final score of a candidate summary  $\hat{y}_i$  for a source text  $x$  with query  $q$  and corresponding answer  $a = F(x, q)$  will be:

$$S_1(\hat{y}_i|x, q; \lambda) = P_{S_0}(\hat{y}_i|x, q)^{1-\lambda} \cdot P_{R_1}(a|\hat{y}_i, q)^\lambda, \quad (4)$$

<sup>2</sup>We leave the consideration of multiple source documents as well as multiple user queries to future work.

<sup>3</sup>We use  $d$  and  $q^*$  in our QA notation to disambiguate with our QFS notation for the source text  $x$  and its query  $q$ .

where we notice that when  $\lambda = 1$  a summary's score is entirely determined by  $R_1$ 's ability to answer  $q$  while when  $\lambda = 0$  the summary's score is the one provided by the original QFS system. Thus, we hypothesize that an explicit consideration of  $R_1$ , i.e.  $\lambda > 0$ , rather than an implicit consideration, i.e.  $\lambda = 0$ , may lead to the selection of candidate summaries which better match their reference summaries.

## 4 Experiments

### 4.1 Datasets

We describe the datasets that we use to run our experiments on our QFS setting. Notably, we do not use the DUC datasets (Dang, 2006a) since we limit our focus to single-document and single-query-focused summarization. We provide summary statistics for each dataset in Table 1.

**MultiOpEd** The MultiOpEd dataset (Liu et al., 2021) is a collection of news editorials containing opinion articles and summaries for each article which also provide the answer to a specific question.

**QMSum** The QMSum dataset (Zhong et al., 2021) is a query-focused meeting summarization dataset where the source texts are excerpts from different meeting transcripts. Each excerpt has an associated question and reference summary summarizing the excerpt while providing an answer to the question.

**SQuALITY** The SQuALITY dataset (Wang et al., 2022) is a collection of short stories with multiple queries and corresponding query-focused summaries.

Dataset Name	Test Size	Average length		
		Source	Question	Reference Summary
MultiOpEd	531	925	7	102
QMSum	1365	893	13	63
SQuALITY	252	4986	9	228

Table 1: Summary statistics for each of the datasets. Test size refers to the number of unique source-question pairs in the test set of each dataset and the average length refers to the average space-separated string lengths of different dataset fields.

## 4.2 Answer-Reconstruction-Based QFS Pipeline

To test our answer-reconstruction-based model of a QFS reader, we implement a pragmatic summarizer, Answer-Rec, which leverages a literal summarizer to generate candidate summaries and a QA system to re-rank them based on their suitability as answers to the initial query. In particular, for each dataset and source document-question pair, we leverage a literal summarizer to generate a set of 10 candidate summaries. In parallel, we leverage an existing QA generation system to generate answers for each source document and question pair. We then combine the likelihood scores produced by the literal summarizer,  $P_{S_0}$ , and the answer reconstruction score,  $P_{R_1}$ , as defined in Equation 3 to re-rank the set of candidate summaries. As a result, the summary selected by our pragmatic summarizer is:

$$\arg \max_{i=1\dots 10} \underbrace{P_{S_0}(\hat{y}_i|x, q)^{1-\lambda} \cdot P_{R_1}(a|\hat{y}_i, q)^\lambda}_{S_1(\hat{y}_i|x, q; \lambda)} \quad (5)$$

We use multiple values of  $\lambda$  which we further detail in Appendix A.

We provide additional details related to our summarization and QA systems in the next subsections. All the model checkpoints we use for our summarization and QA systems are taken from HuggingFace<sup>4</sup> and all fine-tuning is done through PyTorch Lightning.<sup>5</sup> We run fine-tuning and inference on a variable number of NVIDIA Quadro RTX 8000 48GB GPUs based on the GPU memory requirements of the corresponding model architecture and setting.<sup>6</sup>

### 4.2.1 Literal Summarizers

We use BART and Llama 3 as the literal summarizers for all of our datasets. We experiment with several standard decoding methods including standard sampling, top-k sampling (Fan et al., 2018) and nucleus sampling (Holtzman et al., 2019). Since summary selection is only meaningful when selecting from a *diverse* pool of candidate summaries, we follow decisions by Holtzman et al. (2019) and Aralickatte et al. (2021) to generate diverse summaries by setting  $k = 640$  in top-k sampling and  $p = 0.95$  in nucleus sampling. Further decoding hyperparameters are discussed in Appendix A. In addition,

<sup>4</sup><https://huggingface.co/>

<sup>5</sup><https://www.pytorchlightning.ai>

<sup>6</sup>Code can be found here: <https://github.com/cesare-spinoso/RSASumm-CustomNLP4U>.

we use the conditional likelihood as computed by each model to implement  $P_{S_0}$ .

**BART** BART (Lewis et al., 2019) is an encoder-decoder Transformer model trained with a denoising objective function and is commonly used for language generation tasks including QFS (Su et al., 2021; Vig et al., 2022). We use the facebook/bart-large-cnn checkpoint of BART which is fine-tuned on the CNN/Daily Mail summarization dataset and further fine-tune it on the training/validation split of each of our tested datasets. We follow existing QFS conventions (Vig et al., 2022) and concatenate the user query and the source text with the model’s delimiter token. We truncate the input from the right so that it fits within BART’s 1024 maximum input token limit. Additional hyperparameter configurations are discussed in Appendix A.

**Llama 3** Llama 3 is a LLM developed by Meta (Dubey et al., 2024). We use the meta-llama/Meta-Llama-3-8B-Instruct checkpoint which is the 8 billion parameter version fine-tuned with both instruction tuning and reinforcement learning from human feedback (RLHF). This class of models has been shown to be competitive on summarization benchmarks (Yang et al., 2023; Zhang et al., 2024). We use 8-bit quantization for inference and truncate the source document from the right so that it fits within Llama 3’s context window of 4096 tokens. The prompt we use for summary generation can be found in Appendix B.

### 4.2.2 Question-Answer Generation

Given the reported versatility of Llama 3 (Dubey et al., 2024), we rely on the same checkpoint as the literal summarizer to implement the QA system  $F$  and its probability distribution  $P_F$ . To generate an answer to a question  $q$  about a source document  $x$ ,  $a = F(q, x)$ , we prompt Llama 3 with a QA prompt (Appendix B) and use beam search decoding with a beam size of 5. The pragmatic reader’s answer reconstruction score for a candidate summary  $\hat{y}$  is thus the probability of Llama 3 generating  $a$  given the same prompt, but with  $x$  replaced with  $\hat{y}$ .

We provide examples of generated answers for each dataset in Table 2.

Dataset Name	Question	Generated Answer
MultiOpEd	Is "A Wrinkle in Time" worth watching?	Yes, "A Wrinkle in Time" is worth watching.
QMSum	What did PhD F think about computational resources?	PhD F thought that soon, when they get all the new machines up, they will have lots more compute to use.
SQuALITY	Who is murra foray and how is she significant to the story?	Murra Foray is the First Counselor of the Travelers Aid Bureau.

Table 2: Examples of questions and answers, as generated by Llama 3, for each dataset we use.

### 4.3 Evaluation

To measure summarization quality, we evaluate our query-focused summarization pipeline using ROUGE-1, ROUGE-2, ROUGE-L (Lin, 2004), METEOR (Banerjee and Lavie, 2005), and BERTScore (Zhang et al., 2019) scores between the summary selected by the pragmatic summarizer and the reference summary. In the case that several reference summaries have been written for the same source text-question pair, we take the maximum metric scores across the generated-reference summary pairs.

In addition, to measure text quality, we leverage the learnt reference-free SEAHORSE metrics developed by Clark et al. (2023). These metrics are trained on source text, summary and human judgment triples and include 6 evaluation categories, 4 of which measure text quality. **Comprehensible** measures summary fluency. **Repetition** checks for lack of repetition in a summary. **Grammar** measures summary grammaticality. **Conciseness** measures summary succinctness.

### 4.4 Alternative Pragmatic Summarizers

We implement alternative ways for  $S_1$  to select the final summary as a way of comparing the effectiveness of our answer reconstruction model of a QFS reader.

**Oracle** For each pool of 10 candidate summaries, the Oracle pragmatic summarizer selects the summary which maximizes the metric being used to evaluate the system.

**Random** The Random pragmatic summarizer randomly selects one of the 10 candidate summaries as the final summary.

**Source reconstruction** The source reconstruction pragmatic summarizer, Source-Rec, as proposed by Shen et al. (2019) uses an alternative

reader model which scores a candidate summary  $\hat{y}$  based on the conditional likelihood of reconstructing the source document  $x$ . We use Llama 3 and a source reconstruction prompt (Appendix B) and denote this likelihood as  $P_{R_1}(x|\hat{y})$  where we thus have that

$$S_1(\hat{y}|x, q; \lambda) = P_{S_0}(\hat{y}|x, q)^{1-\lambda} \cdot P_{R_1}(x|\hat{y})^\lambda \quad (6)$$

**Answer-source reconstruction** We believe that the answer and source reconstruction objective may be somewhat complementary in modeling the QFS reader. To verify this hypothesis, we also experiment with an answer-source reconstruction, Ans-Src-Rec, which introduces an additional interpolating parameter  $\alpha \in [0, 1]$  for the answer reconstruction likelihood,  $P_{R_1}(a|\hat{y}, q)$ , and the source reconstruction likelihood,  $P_{R_1}(x|\hat{y})$ . Thus, we have that

$$S_1(\hat{y}_i|x, q; \lambda, \alpha) = P_{S_0}(\hat{y}_i|x, q)^{1-\lambda} \cdot (P_{R_1}(a|q, \hat{y}_i)^{1-\alpha} \cdot P_{R_1}(x|\hat{y}_i)^\alpha)^\lambda \quad (7)$$

## 5 Results

### 5.1 Summary Quality

We present the ROUGE, METEOR and BERTScore results of the various pragmatic summarizers. In particular, we present the performance of pragmatic summarizers which select summaries solely based on the literal summarizer’s likelihood scores (Literal-Summ-Only) or the pragmatic reader’s reconstruction score (Answer-Rec-Only and Source-Rec). We also provide the performance of the optimal pragmatic summarizers (Answer-Rec\*, Source-Rec\* and Ans-Src-Rec\*) by selecting optimal values of  $\lambda$  and  $\alpha$ . We show the performance of pragmatic summarizers on the MultiOpEd dataset in Table 3. The summaries generated by  $S_0$  in this table were produced using nucleus sampling with  $p = 0.95$  and a temperature of 1.2. Results for our other tested datasets and decoding techniques can be found in Appendix C.1.1.

Across all datasets, models and decoding techniques, we observe that reader-unaware pragmatic summarizers which only leverage the scores of literal summarizers consistently underperform against reader-aware pragmatic summarizers. This finding is more clearly illustrated through Table 4 which aggregates the MultiOpEd results from Table 9 and Appendix C.1.1 by counting, for each

	BART					Llama 3				
	R-1	R-2	R-L	METEOR	BERTScore	R-1	R-2	R-L	METEOR	BERTScore
Random	0.3378	0.0689	0.1777	0.2547	0.1904	0.3120	0.0683	0.1674	0.2751	0.1734
Literal-Summ-Only	0.3396	<b>0.0712</b>	<b>0.1810</b>	0.2464	<b>0.2040</b>	0.2915	0.0666	0.1583	0.2823	0.1558
Answer-Rec-Only	0.3382	0.0683	0.1769	0.2544	0.1825	0.3092	0.0683	0.1659	0.2746	0.1678
Source-Rec-Only	0.3347	0.0670	0.1745	0.2536	0.1795	0.3087	0.0688	0.1658	0.2752	0.1718
Answer-Rec*	<b>0.3400</b>	0.0709	0.1793	<b>0.2622</b>	0.1962	0.3316	0.0708	<b>0.1771</b>	0.2801	0.1975
Source-Rec*	0.3396	0.0711	0.1810	0.2539	0.2038	0.3118	0.0693	0.1674	<b>0.2826</b>	0.1793
Ans-Src-Rec*	0.3386	0.0705	0.1799	0.2616	0.2022	<b>0.3320</b>	<b>0.0710</b>	0.1771	0.2823	<b>0.1978</b>
Oracle	0.3913	0.1030	0.2117	0.3079	0.2496	0.3568	0.0953	0.1966	0.3150	0.2285

Table 3: Performance of the different pragmatic summarizers on the MultiOpEd dataset measured using the ROUGE, METEOR, and, BERTScore metrics. The summaries generated by the literal summarizer used nucleus sampling ( $p = 0.95$ , temperature of 1.2).

	R-1	R-2	R-L	METEOR	BERTScore
Random	0	1	0	0	0
Literal-Summ-Only	2	2	4	0	2
Answer-Rec-Only	0	0	0	0	0
Source-Rec-Only	0	0	0	0	0
Answer-Rec*	2	1	2	5	2
Source-Rec*	2	3	1	3	3
Ans-Src-Rec*	4	3	3	2	3

Table 4: Number of times each pragmatic summarizer achieves the highest ROUGE, METEOR, and BERTScore scores on the MultiOpEd dataset. We aggregate counts across all combinations of models (Llama 3 and BART) and decoding types (Standard, nucleus, and top-k sampling).

model and decoding technique, the number of times each pragmatic summarizer variant achieves the highest metric score. Similar tables for QMSum and SQuALITY are shown in Appendix C.1.2.

To better understand these results, we present the performance changes of the different variants of pragmatic summarizers relative to Random on the MultiOpEd dataset in Table 5. More detailed tables for all the datasets can be found in Appendix C.1.3. We observe that, in the majority of cases, using a pragmatic summarizer which scores summaries solely based on the answer objective (i.e., Answer-Rec-Only) leads to worse than random performance. This is unsurprising given that we expect query-focused reference summaries to contain information beyond the answer to the initial query. Surprisingly, however, we also observe worse-than-random performance in reader-unaware summarizers (i.e., Literal-Summ-Only). This finding suggests that the likelihood scores of QFS summaries do not faithfully reflect the goodness of their generated summaries.

Moreover, we observe that using a rationality

	BART			Llama 3		
	R-1	METEOR	BERTScore	R-1	METEOR	BERTScore
Literal-Summ-Only	+0.20	<u>-0.69</u>	+1.66	<u>-1.14</u>	+0.93	<u>-1.88</u>
Answer-Rec-Only	-0.29	-0.54	-0.85	-0.25	<u>-0.09</u>	-1.16
Source-Rec-Only	<u>-0.31</u>	-0.44	<u>-1.02</u>	-0.44	+0.03	-0.46
Answer-Rec*	-0.08	<b>+0.06</b>	+0.66	+1.02	+0.55	<b>+2.31</b>
Source-Rec*	<b>+0.21</b>	-0.39	<b>+1.70</b>	-0.26	<b>+0.94</b>	+0.37
Ans-Src-Rec*	+0.17	+0.01	+1.54	<b>+1.04</b>	+0.92	+2.30

Table 5: Relative change in ROUGE-1, METEOR, and BERTScore scores between the pragmatic summarizers and Random on the MultiOpEd dataset. Relative changes are aggregated across all decoding methods. A value of  $+x$  ( $-x$ ) indicates that the average metric score achieved is  $x\%$  higher (lower) than the one achieved by Random. The lowest relative change is underlined, and the highest is **bolded**.

parameter which optimally interpolates between  $S_0$  and  $R_1$  consistently leads to performance improvements as compared to the literal summarizer. In particular, when optimizing for  $\lambda$  and  $\alpha$ , Ans-Src-Rec\* achieves the highest metric scores across all datasets, literal summarizers, and decoding techniques in 39% of cases, Answer-Rec\* in 26% of cases and Source-Rec in 21% of cases. In addition, these three pragmatic summarizers surpass random selection in 87%, 80%, and 60% of cases, respectively. In contrast, the reader-unaware pragmatic summarizer outperforms random selection in only 40% of cases.

Overall, these results suggest that an explicit model of query-focused summary readers benefits the QFS generation process, but that the extent of these benefits heavily relies upon how the reader is modeled. We see that the answer reconstruction objective, which reflects the downstream use of query-focused summaries, is a more beneficial reader model than the generic source reconstruction objective. Moreover, we find that these reconstruction objectives are somewhat complementary and

that combining them may lead to the best results. This might be because the answer reconstruction objective favours summaries which explicitly address the initially posed query, while the source reconstruction objective prevents the selection from degenerating to a simple QA-like response.

## 5.2 Text Quality

We evaluate the text quality of selected summaries using the SEAHORSE metrics. In particular, we are interested in measuring the tradeoff between summarization quality and text quality which has been reported in other work which has applied RSA to text generation (Andreas and Klein, 2016; Darrin et al., 2024). We show this tradeoff by plotting the different values of the summarization and text quality metrics across values of  $\lambda$  for both Answer-Rec and Source-Rec in Figure 2. Additional tables and plots can be found in Appendix C.2.

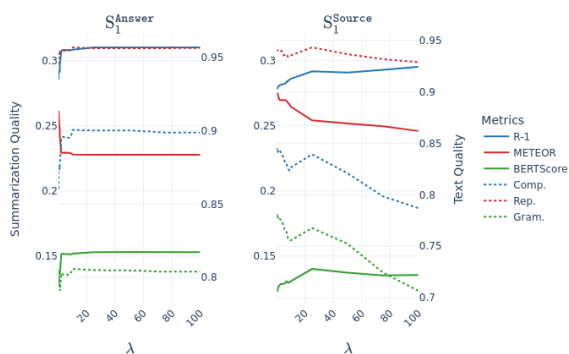


Figure 2: Tradeoff between summarization quality and text quality as controlled by  $\lambda$  for the MultiOpEd dataset using Llama 3 with standard sampling (temperature of 2). Solid lines represent summarization quality metrics (ROUGE-1, METEOR, and BERTScore), while dashed lines represent text quality metrics (Comprehensible, Repetition, and Grammar). Note that the left and right y-axes have different scales for summarization quality and text quality, respectively.

Interestingly, while there is a drop in text quality as  $\lambda$  is increased for Source-Rec, this drop does not occur for Answer-Rec even when studying the literal summarizers which use the highest sampling temperature. Intuitively, this may be because summaries which optimize for source reconstruction will cover more information which naturally increases the complexity of sentences and, thus, the likelihood for them to contain grammatical errors. On the other hand, the more to-the-point nature of the answer reconstruction objective may favour more concise summaries.

## 6 Conclusion

In conclusion, we have argued that explicitly modeling readers of query-focused summaries can produce summaries which better align with user requirements. Specifically, we demonstrated that modeling QFS readers using the RSA framework with a task-specific answer reconstruction objective leads to summaries which align more closely with reference summaries compared to those selected with either a generic source reconstruction objective or the likelihood scores of existing QFS systems. In addition, we have shown that existing reader-unaware QFS systems may not be fully realizing their potential to generate summaries which best reflect their users’ needs. Augmenting their generation procedure with a hybrid answer-source reconstruction objective as a model of the reader may be a way to close this gap in performance. Beyond QFS, our findings suggest that existing language generation systems could better serve their users by explicitly considering them during the language generation process rather than implicitly through the patterns learnt during the finetuning stage.

## Limitations

In this work, we aimed to showcase the benefit of modeling query-focused summary readers by augmenting existing QFS systems with a reader-aware generation process. Due to resource constraints, we only considered two end-to-end QFS systems, BART and Llama 3, and no two-step retrieval-abstraction QFS systems. We leave the exploration of other existing QFS systems as future work. Moreover, we note that noise is inevitably introduced by using a QA generation system rather than gold answers in our reader model. However, we believe that this is a reasonable limitation given that it is unrealistic to assume access to gold answers at inference time.

In addition, though they are commonly used throughout the summarization and language generation community, we acknowledge that our evaluation methods suffer from well-documented validity issues. For instance, the goodness of a generated summary and its suitability for a reader may not correlate with word overlap metrics (ROUGE, METEOR) between reference and generated summaries. In addition, the SEAHORSE learnt metrics we use are working in an out-of-distribution manner since they were originally designed for multi-



faceted summaries. We plan on addressing these concerns in future work by running an extensive human evaluation study on QFS systems. This study will allow us to compute metrics such as the correlation between the ranks of generated summaries according to our different pragmatic summarizers and the one proposed by humans.

## Ethical Considerations

Our method does not address the inherent risks of deploying QFS systems in real-world scenarios, such as in informing users on sensitive matters or in high-stakes decision-making situations. Moreover, we acknowledge the risk posed by abstractive generation systems which are known to be prone to hallucinations. In general, we think of QFS systems as tools to help users quickly iterate over large collections of documents, with safeguards in place to allow users to verify their factuality such as attribution methods.

## References

- Jacob Andreas and Dan Klein. 2016. [Reasoning about Pragmatics with Neural Listeners and Speakers](#). In *Proceedings of the 2016 Conference on Empirical Methods in Natural Language Processing*, pages 1173–1182, Austin, Texas. Association for Computational Linguistics.
- Rahul Aralikatte, Shashi Narayan, Joshua Maynez, Sascha Rothe, and Ryan T. McDonald. 2021. [Focus attention: Promoting faithfulness and diversity in summarization](#). *ArXiv*, abs/2105.11921.
- Satanjeev Banerjee and Alon Lavie. 2005. [METEOR: An automatic metric for MT evaluation with improved correlation with human judgments](#). In *Proceedings of the ACL Workshop on Intrinsic and Extrinsic Evaluation Measures for Machine Translation and/or Summarization*, pages 65–72, Ann Arbor, Michigan. Association for Computational Linguistics.
- Tal Baumel, Matan Eyal, and Michael Elhadad. 2018. [Query focused abstractive summarization: Incorporating query relevance, multi-document coverage, and summary length constraints into seq2seq models](#). *ArXiv*, abs/1801.07704.
- Leon Bergen, R. Levy, and Noah D. Goodman. 2016. [Pragmatic reasoning through semantic inference](#). *Semantics and Pragmatics*, 9.
- Vasudha Bhatnagar, Alka Khurana, and Vikas Kumar. 2023. [I want this, not that: Personalized summarization of scientific scholarly texts](#). *ArXiv*, abs/2306.09604.
- Elizabeth Clark, Shruti Rijhwani, Sebastian Gehrmann, Joshua Maynez, Roei Aharoni, Vitaly Nikolaev, Thibault Sellam, Aditya Siddhant, Dipanjan Das, and Ankur P. Parikh. 2023. [Seahorse: A multilingual, multifaceted dataset for summarization evaluation](#).
- Hoa Trang Dang. 2005. [Overview of duc 2005](#).
- Hoa Trang Dang. 2006a. [DUC 2005: evaluation of question-focused summarization systems](#). In *Proceedings of the Workshop on Task-Focused Summarization and Question Answering - SumQA '06*, page 48, Sydney, Australia. Association for Computational Linguistics.
- Hoa Trang Dang. 2006b. [Overview of duc 2006](#).
- Maxime Darrin, Ines Arous, Pablo Piantanida, and Jackie Cheung. 2024. [GLIMPSE: Pragmatically informative multi-document summarization for scholarly reviews](#). In *Proceedings of the 62nd Annual Meeting of the Association for Computational Linguistics (Volume 1: Long Papers)*, pages 12737–12752, Bangkok, Thailand. Association for Computational Linguistics.
- Hal Daumé and Daniel Marcu. 2006. [Bayesian query-focused summarization](#). *Proceedings of the 21st International Conference on Computational Linguistics and the 44th annual meeting of the ACL - ACL '06*, pages 305–312. Conference Name: the 21st International Conference Place: Sydney, Australia Publisher: Association for Computational Linguistics.
- Judith Degen. 2023. [The Rational Speech Act Framework](#). *Annual Review of Linguistics*, 9(1):519–540. [\\_eprint: https://doi.org/10.1146/annurev-linguistics-031220-010811](#).
- Alberto Díaz and Pablo Gervás. 2007. [User-model based personalized summarization](#). *Inf. Process. Manag.*, 43:1715–1734.
- Abhimanyu Dubey, Abhinav Jauhri, Abhinav Pandey, Abhishek Kadian, Ahmad Al-Dahle, Aiesha Letman, Akhil Mathur, Alan Schelten, Amy Yang, Angela Fan, Anirudh Goyal, Anthony Hartshorn, Aobo Yang, Archi Mitra, Archie Sravankumar, Artem Korenev, Arthur Hinsvark, Arun Rao, Aston Zhang, Aurelien Rodriguez, Austen Gregerson, Ava Spataru, Baptiste Roziere, Bethany Biron, Binh Tang, Bobbie Chern, Charlotte Caucheteux, Chaya Nayak, Chloe Bi, Chris Marra, Chris McConnell, Christian Keller, Christophe Touret, Chunyang Wu, Corinne Wong, Cristian Canton Ferrer, Cyrus Nikolaidis, Damien Alonsius, Daniel Song, Danielle Pintz, Danny Livshits, David Esiobu, Dhruv Choudhary, Dhruv Mahajan, Diego Garcia-Olano, Diego Perino, Dieuwke Hupkes, Egor Lakomkin, Ehab A. AlBadawy, Elina Lobanova, Emily Dinan, Eric Michael Smith, Filip Radenovic, Frank Zhang, Gabriel Synnaeve, Gabrielle Lee, Georgia Lewis Anderson, Graeme Nail, Gregoire Mialon, Guan Pang, Guillem Cucurell, Hailey Nguyen, Hannah Korevaar, Hu Xu, Hugo Touvron, Iliyan Zarov, Imanol Arrieta Ibarra, Isabel Kloumann, Ishan

Misra, Ivan Evtimov, Jade Copet, Jaewon Lee, Jan Geffert, Jana Vranes, Jason Park, Jay Mahadeokar, Jeet Shah, Jelmer van der Linde, Jennifer Billock, Jenny Hong, Jenya Lee, Jeremy Fu, Jianfeng Chi, Jianyu Huang, Jiawen Liu, Jie Wang, Jiecao Yu, Joanna Bitton, Joe Spisak, Jongsoo Park, Joseph Rocca, Joshua Johnstun, Joshua Saxe, Junteng Jia, Kalyan Vasuden Alwala, Kartikeya Upasani, Kate Plawiak, Ke Li, Kenneth Heafield, Kevin Stone, Khalid El-Arini, Krithika Iyer, Kshitiz Malik, Kuenley Chiu, Kunal Bhalla, Lauren Rantala-Yearly, Laurens van der Maaten, Lawrence Chen, Liang Tan, Liz Jenkins, Louis Martin, Lovish Madaan, Lubo Malo, Lukas Blecher, Lukas Landzaat, Luke de Oliveira, Madeline Muzzi, Mahesh Pasupuleti, Mannat Singh, Manohar Paluri, Marcin Kardas, Mathew Oldham, Mathieu Rita, Maya Pavlova, Melanie Kambadur, Mike Lewis, Min Si, Mitesh Kumar Singh, Mona Hassan, Naman Goyal, Narjes Torabi, Nikolay Bashlykov, Nikolay Bogoychev, Niladri Chatterji, Olivier Duchenne, Onur cCelebi, Patrick Alrassy, Pengchuan Zhang, Pengwei Li, Petar Vasic, Peter Weng, Prajjwal Bhargava, Pratik Dubal, Praveen Krishnan, Punit Singh Koura, Puxin Xu, Qing He, Qingxiao Dong, Ragavan Srinivasan, Raj Ganapathy, Ramon Calderer, Ricardo Silveira Cabral, Robert Stojnic, Roberta Raileanu, Rohit Girdhar, Rohit Patel, Romain Sauvestre, Ronnie Polidoro, Roshan Sumbaly, Ross Taylor, Ruan Silva, Rui Hou, Rui Wang, Saghar Hosseini, Sahana Chennabasappa, Sanjay Singh, Sean Bell, Seohyun Sonia Kim, Sergey Edunov, Shaoliang Nie, Sharan Narang, Sharath Rapparth, Sheng Shen, Shengye Wan, Shruti Bhosale, Shun Zhang, Simon Vandenhende, Soumya Batra, Spencer Whitman, Sten Sootla, Stephane Collot, Suchin Gururangan, Sydney Borodinsky, Tamar Herman, Tara Fowler, Tarek Sheasha, Thomas Georgiou, Thomas Scialom, Tobias Speckbacher, Todor Mihaylov, Tong Xiao, Ujjwal Karn, Vedanuj Goswami, Vibhor Gupta, Vignesh Ramanathan, Viktor Kerkez, Vincent Gougeon, Virginie Do, Vish Vogeti, Vladan Petrovic, Weiwei Chu, Wenhan Xiong, Wenyin Fu, Whitney Meers, Xavier Martinet, Xiaodong Wang, Xiaoqing Ellen Tan, Xinfeng Xie, Xuchao Jia, Xuewei Wang, Yaelle Goldschlag, Yashesh Gaur, Yasmine Babaei, Yi Wen, Yiwen Song, Yuchen Zhang, Yue Li, Yuning Mao, Zacharie Delpierre Coudert, Zheng Yan, Zhengxing Chen, Zoe Papakipos, Aaditya Singh, Aaron Grattafiori, Abha Jain, Adam Kelsey, Adam Shajnfeld, Adithya Gangidi, Adolfo Victoria, Ahuva Goldstand, Ajay Menon, Ajay Sharma, Alex Boesenberg, Alex Vaughan, Alexei Baevski, Allie Feinstein, Amanda Kallet, Amit Sangani, Anam Yunus, Andrei Lupu, Andres Alvarado, Andrew Caples, Andrew Gu, Andrew Ho, Andrew Poulton, Andrew Ryan, Ankit Ramchandani, Annie Franco, Aparajita Saraf, Arkabandhu Chowdhury, Ashley Gabriel, Ashwin Bharambe, Assaf Eisenman, Azadeh Yazdan, Beau James, Ben Maurer, Benjamin Leonhardi, Bernie Huang, Beth Loyd, Beto De Paola, Bhargavi Paranjape, Bing Liu, Bo Wu, Boyu Ni, Braden Hancock, Bram Wasti, Brandon Spence, Brani Stojkovic, Brian Gamido, Britt Montalvo, Carl Parker, Carly Burton, Catalina Mejia, Changhan Wang,

Changkyu Kim, Chao Zhou, Chester Hu, Ching-Hsiang Chu, Chris Cai, Chris Tindal, Christoph Feichtenhofer, Damon Civin, Dana Beaty, Daniel Kreymer, Daniel Li, Danny Wyatt, David Adkins, David Xu, Davide Testuggine, Delia David, Devi Parikh, Diana Liskovich, Didem Foss, DingKang Wang, Duc Le, Dustin Holland, Edward Dowling, Eissa Jamil, Elaine Montgomery, Eleonora Presani, Emily Hahn, Emily Wood, Erik Brinkman, Esteban Arcaute, Evan Dunbar, Evan Smothers, Fei Sun, Felix Kreuk, Feng Tian, Firat Ozgenel, Francesco Caggioni, Francisco Guzm'an, Frank Kanayet, Frank Seide, Gabriela Medina Florez, Gabriella Schwarz, Gada Badeer, Georgia Swee, Gil Halpern, Govind Thattai, Grant Herman, Grigory Sizov, Guangyi Zhang, Guna Lakshminarayanan, Hamid Shojanazeri, Han Zou, Hannah Wang, Han Zha, Haroun Habeeb, Harrison Rudolph, Helen Suk, Henry Aspegren, Hunter Goldman, Igor Molybog, Igor Tufanov, Irina-Elena Veliche, Itai Gat, Jake Weissman, James Geboski, James Kohli, Japhet Asher, Jean-Baptiste Gaya, Jeff Marcus, Jeff Tang, Jennifer Chan, Jenny Zhen, Jeremy Reizenstein, Jeremy Teboul, Jessica Zhong, Jian Jin, Jingyi Yang, Joe Cummings, Jon Carvill, Jon Shepard, Jonathan McPhie, Jonathan Torres, Josh Ginsburg, Junjie Wang, Kai Wu, U KamHou, Karan Saxena, Karthik Prasad, Kartikay Khandelwal, Katayoun Zand, Kathy Matosich, Kaushik Veeraraghavan, Kelly Michelena, Keqian Li, Kun Huang, Kunal Chawla, Kushal Lakhota, Kyle Huang, Lailin Chen, Lakshya Garg, A Lavender, Leandro Silva, Lee Bell, Lei Zhang, Liangpeng Guo, Licheng Yu, Liron Moshkovich, Luca Wehrstedt, Madian Khabsa, Manav Avalani, Manish Bhatt, Maria Tsimpoukelli, Martynas Mankus, Matan Hasson, Matthew Lennie, Matthias Reso, Maxim Groshev, Maxim Naumov, Maya Lathi, Meghan Keneally, Michael L. Seltzer, Michal Valko, Michelle Restrepo, Mihir Patel, Mik Vyatskov, Mikayel Samvelyan, Mike Clark, Mike Macey, Mike Wang, Miquel Jubert Hermoso, Mo Metanat, Mohammad Rastegari, Munish Bansal, Nandhini Santhanam, Natascha Parks, Natasha White, Navyata Bawa, Nayan Singh, Nick Egebo, Nicolas Usumier, Nikolay Pavlovich Laptev, Ning Dong, Ning Zhang, Norman Cheng, Oleg Chernoguz, Olivia Hart, Omkar Salpekar, Ozlem Kalinli, Parkin Kent, Parth Parekh, Paul Saab, Pavan Balaji, Pedro Rittner, Philip Bontrager, Pierre Roux, Piotr Dollar, Polina Zvyagina, Prashant Ratanchandani, Pritish Yuvraj, Qian Liang, Rachad Alao, Rachel Rodriguez, Rafi Ayub, Raghotham Murthy, Raghu Nayani, Rahul Mitra, Raymond Li, Rebekkah Hogan, Robin Battey, Rocky Wang, Rohan Maheswari, Russ Howes, Ruty Rinott, Sai Jayesh Bondu, Samyak Datta, Sara Chugh, Sara Hunt, Sargun Dhillon, Sasha Sidorov, Satadru Pan, Saurabh Verma, Seiji Yamamoto, Sharadh Ramaswamy, Shaun Lindsay, Sheng Feng, Shenghao Lin, Shengxin Cindy Zha, Shiva Shankar, Shuqiang Zhang, Sinong Wang, Sneha Agarwal, Soji Sajuyigbe, Soumith Chintala, Stephanie Max, Stephen Chen, Steve Kehoe, Steve Satterfield, Sudarshan Govindaprasad, Sumit Gupta, Sungmin Cho, Sunny Virk, Suraj Subramanian, Sy Choudhury, Sydney Goldman, Tal Remez, Tamar

- Glaser, Tamara Best, Thilo Kohler, Thomas Robinson, Tianhe Li, Tianjun Zhang, Tim Matthews, Timothy Chou, Tzook Shaked, Varun Vontimitta, Victoria Ajayi, Victoria Montanez, Vijai Mohan, Vinay Satish Kumar, Vishal Mangla, Vlad Ionescu, Vlad Poenaru, Vlad Tiberiu Mihailescu, Vladimir Ivanov, Wei Li, Wenchen Wang, Wenwen Jiang, Wes Bouaziz, Will Constable, Xiaocheng Tang, Xiaofang Wang, Xiaojian Wu, Xiaolan Wang, Xide Xia, Xilun Wu, Xinbo Gao, Yanjun Chen, Ye Hu, Ye Jia, Ye Qi, Yenda Li, Yilin Zhang, Ying Zhang, Yossi Adi, Youngjin Nam, Yu Wang, Yuchen Hao, Yundi Qian, Yuze He, Zach Rait, Zachary DeVito, Zef Rosnbrick, Zhaoduo Wen, Zhenyu Yang, and Zhiwei Zhao. 2024. [The llama 3 herd of models](#).
- Elozino Egonmwan, Vittorio Castelli, and Md Arifat Sultan. 2019. [Cross-task knowledge transfer for query-based text summarization](#). In *Conference on Empirical Methods in Natural Language Processing*.
- Angela Fan, Mike Lewis, and Yann Dauphin. 2018. [Hierarchical neural story generation](#). In *Annual Meeting of the Association for Computational Linguistics*.
- Michael C. Frank and Noah D. Goodman. 2012. [Predicting pragmatic reasoning in language games](#). *Science*, 336:998 – 998.
- Daniel Fried, Jacob Andreas, and Dan Klein. 2018. [Unified Pragmatic Models for Generating and Following Instructions](#). In *Proceedings of the 2018 Conference of the North American Chapter of the Association for Computational Linguistics: Human Language Technologies, Volume 1 (Long Papers)*, pages 1951–1963, New Orleans, Louisiana. Association for Computational Linguistics.
- Noah D Goodman and Andreas Stuhlmüller. 2013. Knowledge and implicature: Modeling language understanding as social cognition. *Topics in cognitive science*, 5(1):173–184.
- HP Grice. 1975. Logic and conversation. *Syntax and Semantics*, 3:43–58.
- Ari Holtzman, Jan Buys, Li Du, Maxwell Forbes, and Yejin Choi. 2019. [The curious case of neural text degeneration](#). *ArXiv*, abs/1904.09751.
- Wojciech Kryściński, Nitish Shirish Keskar, Bryan McCann, Caiming Xiong, and Richard Socher. 2019. Neural text summarization: A critical evaluation. *arXiv preprint arXiv:1908.08960*.
- Kevin Lerman, Sasha Blair-Goldensohn, and Ryan T. McDonald. 2009. [Sentiment summarization: Evaluating and learning user preferences](#). In *Conference of the European Chapter of the Association for Computational Linguistics*.
- Mike Lewis, Yinhan Liu, Naman Goyal, Marjan Ghazvininejad, Abdelrahman Mohamed, Omer Levy, Veselin Stoyanov, and Luke Zettlemoyer. 2019. [BART: denoising sequence-to-sequence pre-training for natural language generation, translation, and comprehension](#). *CoRR*, abs/1910.13461.
- Junjie Li, Haoran Li, and Chengqing Zong. 2019. [Towards personalized review summarization via user-aware sequence network](#). In *AAAI Conference on Artificial Intelligence*.
- Chin-Yew Lin. 2004. [ROUGE: A package for automatic evaluation of summaries](#). In *Text Summarization Branches Out*, pages 74–81, Barcelona, Spain. Association for Computational Linguistics.
- Siyi Liu, Sihao Chen, Xander Uyttendaele, and Dan Roth. 2021. [MultiOpEd: A corpus of multi-perspective news editorials](#). In *Proceedings of the 2021 Conference of the North American Chapter of the Association for Computational Linguistics: Human Language Technologies*, pages 4345–4361, Online. Association for Computational Linguistics.
- Sheng Shen, Daniel Fried, Jacob Andreas, and Dan Klein. 2019. [Pragmatically informative text generation](#). In *Proceedings of the 2019 Conference of the North American Chapter of the Association for Computational Linguistics: Human Language Technologies, Volume 1 (Long and Short Papers)*, pages 4060–4067, Minneapolis, Minnesota. Association for Computational Linguistics.
- Sajad Sotudeh and Nazli Goharian. 2023. [Qontsum: On contrasting salient content for query-focused summarization](#). *ArXiv*, abs/2307.07586.
- Dan Su, Tiezheng Yu, and Pascale Fung. 2021. [Improve query focused abstractive summarization by incorporating answer relevance](#). In *Findings*.
- Jesse Vig, Alexander Fabbri, Wojciech Kryscinski, Chien-Sheng Wu, and Wenhao Liu. 2022. [Exploring Neural Models for Query-Focused Summarization](#). *Findings of the Association for Computational Linguistics: NAACL 2022*, pages 1455–1468. Conference Name: Findings of the Association for Computational Linguistics: NAACL 2022 Place: Seattle, United States Publisher: Association for Computational Linguistics.
- Alex Wang, Richard Yuanzhe Pang, Angelica Chen, Jason Phang, and Samuel R. Bowman. 2022. [Squality: Building a long-document summarization dataset the hard way](#). In *Conference on Empirical Methods in Natural Language Processing*.
- Yujia Xie, Tianyi Zhou, Yi Mao, and Weizhu Chen. 2020. [Conditional self-attention for query-based summarization](#). *ArXiv*, abs/2002.07338.
- Yumo Xu and Mirella Lapata. 2020a. [Coarse-to-fine query focused multi-document summarization](#). In *Conference on Empirical Methods in Natural Language Processing*.
- Yumo Xu and Mirella Lapata. 2020b. [Generating query focused summaries from query-free resources](#). In *Annual Meeting of the Association for Computational Linguistics*.
- Yumo Xu and Mirella Lapata. 2021. [Text summarization with latent queries](#). *ArXiv*, abs/2106.00104.

- Rui Yan, Jian-Yun Nie, and Xiaoming Li. 2011. [Summarize what you are interested in: An optimization framework for interactive personalized summarization](#). In *Conference on Empirical Methods in Natural Language Processing*.
- Xianjun Yang, Yan Li, Xinlu Zhang, Haifeng Chen, and Wei Cheng. 2023. [Exploring the Limits of ChatGPT for Query or Aspect-based Text Summarization](#). Publisher: arXiv Version Number: 1.
- Tianyi Zhang, Varsha Kishore, Felix Wu, Kilian Q. Weinberger, and Yoav Artzi. 2019. [Bertscore: Evaluating text generation with BERT](#). *CoRR*, abs/1904.09675.
- Tianyi Zhang, Faisal Ladhak, Esin Durmus, Percy Liang, Kathleen McKeown, and Tatsunori B. Hashimoto. 2024. [Benchmarking Large Language Models for News Summarization](#). *Transactions of the Association for Computational Linguistics*, 12:39–57.
- Yilun Zhao, Zhenting Qi, Linyong Nan, Boyu Mi, Yixin Liu, Weijin Zou, Simeng Han, Ruizhe Chen, Xiangru Tang, Yumo Xu, Dragomir R. Radev, and Arman Cohan. 2023. [Qtsumm: Query-focused summarization over tabular data](#). In *Conference on Empirical Methods in Natural Language Processing*.
- Ming Zhong, Da Yin, Tao Yu, Ahmad Zaidi, Mutethia Mutuma, Rahul Jha, Ahmed Hassan Awadallah, Asli Celikyilmaz, Yang Liu, Xipeng Qiu, and Dragomir R. Radev. 2021. [Qmsum: A new benchmark for query-based multi-domain meeting summarization](#). *CoRR*, abs/2104.05938.

## A Inference and Fine-Tuning Hyperparameters

### A.1 Decoding Hyperparameters

The literal summarizers that generated the summaries which were then rescored using the answer and source reconstruction objected used the following decoding techniques:

- Standard sampling (Temperature of 2)
- Nucleus sampling ( $p = 0.95$ , Temperature of 1.0)
- Nucleus sampling ( $p = 0.95$ , Temperature of 1.2)
- Nucleus sampling ( $p = 0.95$ , Temperature of 1.5)
- Nucleus sampling ( $p = 0.95$ , Temperature of 1.0)

### A.2 Fine-Tuning Hyperparameters

We fine-tuned BART three times on each of the train-validation splits of the MultiOpEd, QMSum, and SQuALITY datasets. The model was optimized using Adam with a weight decay of 0.1 and a linear scheduler with a warmup proportion of 10% of the total training time. We used a base batch size of 16 and performed a grid search over the learning rate, testing both  $3 \times 10^{-4}$  and  $3 \times 10^{-5}$ , as well as the number of gradient accumulation steps, and thus the effective batch size, experimenting with values of 1, 2, and 4. Each model was trained for 50 epochs with early stopping set to 30 epochs.

### A.3 Rationality Parameters

The values of the rationality parameters  $\lambda$  and  $\alpha$  for Answer-Rec, Source-Rec, Ans-Src-Rec are computed *dynamically* based on the order of magnitude of the likelihood scores. This is necessary because, for example, the negative log-likelihood score produced by the literal summarizer may be 40 while the one produced by the QA system might be 2500. As a result, the value of  $\lambda$  is computed as

$$\lambda = c \times \lambda'$$

where  $c$  is a scaling constant computed as

$$c = 10^{-\frac{\text{max-order}}{\text{min-order}}}$$

where max-order is the order of the larger interpolated value (e.g.,  $2500 = 2.5 \times 10^3 \implies$

max-order = 3) and min-order is the order of the smaller interpolated value (e.g.,  $40 = 4 \times 10^1 \implies$  min-order = 1). The range of values for  $\lambda'$  include

$$\Lambda' := \{0.1, 0.2, \dots, 0.9, 1.0, 2.0, \dots, 9.0, 10.0, 25.0, 50.0, 75.0, 100.0\}$$

## B LLM Prompts

In this section, we provide the prompts used for summary generation, question-answer generation as well as answer and source reconstruction objective prompts.

The prompt for summary generation was

**System message:** You are a helpful, respectful and honest assistant specializing in query-focused summarization.

**User message:** Read the following document and related questions. Provide a summary which both summarizes the document as well as answers the questions. That is, the summary should summarize the main points of the document while providing answers to the given questions. Do not generate anything else other than the summary. Questions: q Document: s Summary:

The prompt for question-answer generation was

**System message:** You are a helpful, respectful and honest assistant specializing in question answering.

**User message:** Read the following document and then answer the question about it. Your answer should be clear, concise and accurate. Do not provide anything else other than the answer to the question. Document: d Question: q Answer:

This prompt was also used to measure the answer reconstruction scores by replacing with a generated summary and computing the likelihood of the corresponding answer.

The source reconstruction prompt was

**System message:** You are a helpful, respectful and honest assistant specializing in the reconstruction of source documents given their summary.

**User message:** Read the following summary and then regenerate the source document that it was about. Your regeneration should be as close to the original source document as possible. Do not provide anything else other than the reconstructed source document. Summary: s Source:

## C Additional Results

### C.1 Summarization Quality

#### C.1.1 Comparison of Alternative Pragmatic Summarizers with Summarization Metrics

	BART					Llama 3				
	R-1	R-2	R-L	METEOR	BERTScore	R-1	R-2	R-L	METEOR	BERTScore
Random	0.2963	0.0491	0.1545	0.2194	0.1365	0.2982	<b>0.0571</b>	0.1549	0.2624	0.1336
Literal-Summ-Only	<b>0.3005</b>	0.0534	<b>0.1603</b>	0.2140	0.1563	0.2786	0.0567	0.1468	0.2749	0.1236
Answer-Rec-Only	0.2848	0.0447	0.1481	0.2110	0.1147	0.2888	0.0538	0.1511	0.2549	0.1201
Source-Rec-Only	0.2803	0.0434	0.1464	0.2116	0.1020	0.2878	0.0530	0.1489	0.2608	0.1230
Answer-Rec*	0.2962	0.0509	0.1562	<b>0.2239</b>	0.1427	0.3101	0.0562	0.1609	0.2616	0.1530
Source-Rec*	0.3002	<b>0.0535</b>	0.1602	0.2138	<b>0.1563</b>	0.2953	0.0569	0.1530	<b>0.2749</b>	0.1400
Ans-Rec-Rec*	0.2979	0.0525	0.1595	0.2235	0.1541	<b>0.3105</b>	0.0567	<b>0.1612</b>	0.2729	<b>0.1532</b>
Oracle	0.3532	0.0812	0.1895	0.2732	0.2046	0.3441	0.0838	0.1837	0.3056	0.1972

Table 6: Performance of the different pragmatic summarizers on the MultiOpEd dataset measured using the ROUGE, METEOR, and, BERTScore metrics. The summaries generated by the literal summarizer used standard sampling (temperature of 2).

	BART					Llama 3				
	R-1	R-2	R-L	METEOR	BERTScore	R-1	R-2	R-L	METEOR	BERTScore
Random	0.3435	0.0720	0.1798	0.2635	0.1994	0.3115	0.0687	0.1684	0.2734	0.1725
Literal-Summ-Only	0.3440	<b>0.0742</b>	<b>0.1848</b>	0.2519	0.2091	0.2913	0.0676	0.1610	0.2818	0.1496
Answer-Rec-Only	0.3383	0.0674	0.1778	0.2574	0.1887	0.3081	0.0688	0.1678	0.2738	0.1652
Source-Rec-Only	0.3376	0.0702	0.1781	0.2581	0.1881	0.3092	0.0700	0.1688	0.2756	0.1698
Answer-Rec*	0.3429	0.0724	0.1834	<b>0.2639</b>	0.2046	0.3314	0.0713	<b>0.1791</b>	0.2799	0.1993
Source-Rec*	<b>0.3442</b>	0.0741	0.1848	0.2565	<b>0.2092</b>	0.3119	0.0696	0.1698	0.2819	0.1741
Ans-Src-Rec*	0.3429	0.0728	0.1837	0.2624	0.2073	<b>0.3317</b>	<b>0.0717</b>	0.1791	<b>0.2821</b>	<b>0.1998</b>
Oracle	0.3934	0.1052	0.2135	0.3093	0.2556	0.3538	0.0945	0.1966	0.3128	0.2274

Table 7: Performance of the different pragmatic summarizers on the MultiOpEd dataset measured using the ROUGE, METEOR, and, BERTScore metrics. The summaries generated by the literal summarizer used nucleus sampling ( $p = 0.95$ , temperature of 1.0).

	BART					Llama 3				
	R-1	R-2	R-L	METEOR	BERTScore	R-1	R-2	R-L	METEOR	BERTScore
Random	0.3385	0.0674	0.1762	0.2579	0.1943	0.3126	0.0707	0.1701	0.2741	0.1730
Literal-Summ-Only	<b>0.3431</b>	0.0707	<b>0.1812</b>	0.2489	<b>0.2035</b>	0.2922	0.0670	0.1609	0.2817	0.1520
Answer-Rec-Only	0.3354	0.0669	0.1755	0.2536	0.1801	0.3087	0.0704	0.1688	0.2734	0.1657
Source-Rec-Only	0.3334	0.0660	0.1746	0.2513	0.1771	0.3099	0.0705	0.1695	0.2756	0.1725
Answer-Rec*	0.3425	0.0707	0.1799	<b>0.2603</b>	0.1985	<b>0.3307</b>	0.0715	0.1791	0.2787	<b>0.1981</b>
Source-Rec*	0.3430	<b>0.0707</b>	0.1811	0.2526	0.2027	0.3127	0.0708	0.1702	0.2819	0.1785
Ans-Src-Rec*	0.3418	0.0707	0.1804	0.2595	0.2018	0.3306	<b>0.0715</b>	<b>0.1791</b>	<b>0.2819</b>	0.1981
Oracle	0.3922	0.1043	0.2122	0.3083	0.2495	0.3552	0.0949	0.1975	0.3124	0.2274

Table 8: Performance of the different pragmatic summarizers on the MultiOpEd dataset measured using the ROUGE, METEOR, and, BERTScore metrics. The summaries generated by the literal summarizer used top-k sampling ( $k = 640$ , temperature of 1.0).

	BART					Llama 3				
	R-1	R-2	R-L	METEOR	BERTScore	R-1	R-2	R-L	METEOR	BERTScore
Random	0.3307	0.0638	0.1732	0.2498	0.1789	0.3097	0.0664	0.1640	0.2714	0.1712
Literal-Summ-Only	0.3340	0.0682	0.1767	0.2413	0.1938	0.2921	0.0655	0.1554	0.2840	0.1551
Answer-Rec-Only	0.3259	0.0622	0.1708	0.2430	0.1713	0.3058	0.0654	0.1617	0.2702	0.1613
Source-Rec-Only	0.3256	0.0607	0.1700	0.2443	0.1698	0.3028	0.0660	0.1607	0.2718	0.1673
Answer-Rec*	0.3294	0.0655	0.1746	<b>0.2506</b>	0.1848	0.3255	<b>0.0682</b>	0.1716	0.2790	<b>0.1910</b>
Source-Rec*	<b>0.3342</b>	<b>0.0689</b>	<b>0.1772</b>	0.2450	<b>0.1941</b>	0.3057	0.0661	0.1628	<b>0.2842</b>	0.1744
Ans-Src-Rec*	0.3335	0.0687	0.1769	0.2500	0.1927	<b>0.3258</b>	0.0679	<b>0.1718</b>	0.2839	0.1910
Oracle	0.3835	0.0978	0.2072	0.2989	0.2421	0.3560	0.0938	0.1937	0.3145	0.2274

Table 9: Performance of the different pragmatic summarizers on the MultiOpEd dataset measured using the ROUGE, METEOR, and BERTScore metrics. The summaries generated by the literal summarizer used nucleus sampling ( $p = 0.95$ , temperature of 1.5).

	BART					Llama 3				
	R-1	R-2	R-L	METEOR	BERTScore	R-1	R-2	R-L	METEOR	BERTScore
Random	<b>0.2499</b>	0.0345	0.1392	0.2198	0.1023	0.2754	0.0720	0.1673	0.3067	0.1286
Literal-Summ-Only	0.2224	0.0349	0.1396	0.1580	0.1208	0.2421	0.0678	0.1480	0.3069	0.0806
Answer-Rec-Only	0.2244	0.0286	0.1305	0.1896	0.0930	0.2719	0.0685	0.1636	0.2998	0.1231
Source-Rec-Only	0.2432	0.0329	0.1338	0.2304	0.0896	0.2675	0.0697	0.1618	0.3041	0.1179
Answer-Rec*	0.2433	0.0349	0.1393	<b>0.2622</b>	0.1199	0.3040	0.0749	0.1841	0.3055	0.1795
Source-Rec*	0.2433	0.0349	0.1396	0.2497	0.1208	0.2984	0.0751	0.1809	0.3082	0.1708
Ans-Src-Rec*	0.2487	<b>0.0355</b>	<b>0.1414</b>	0.2609	<b>0.1209</b>	<b>0.3040</b>	<b>0.0755</b>	<b>0.1843</b>	<b>0.3086</b>	<b>0.1796</b>
Oracle	0.3299	0.0822	0.1946	0.3131	0.1886	0.3388	0.1127	0.2134	0.3721	0.2221

Table 10: Performance of the different pragmatic summarizers on the QSum dataset measured using the ROUGE, METEOR, and, BERTScore metrics. The summaries generated by the literal summarizer used standard sampling (temperature of 2).

	BART					Llama 3				
	R-1	R-2	R-L	METEOR	BERTScore	R-1	R-2	R-L	METEOR	BERTScore
Random	0.3846	0.1412	0.2507	<b>0.3228</b>	0.2413	0.3023	0.0984	0.1954	0.3363	0.1772
Literal-Summ-Only	0.3815	0.1558	0.2690	0.2899	0.2702	0.2710	0.0916	0.1788	0.3339	0.1233
Answer-Rec-Only	0.3627	0.1217	0.2326	0.2856	0.2213	0.2973	0.0936	0.1925	0.3291	0.1613
Source-Rec-Only	0.3731	0.1295	0.2384	0.3121	0.2246	0.2952	0.0967	0.1911	0.3339	0.1577
Answer-Rec*	0.3812	0.1557	0.2686	0.3141	0.2697	0.3253	0.1002	0.2095	0.3344	<b>0.2111</b>
Source-Rec*	0.3828	0.1566	0.2696	0.3125	0.2711	0.3130	0.0988	0.2016	0.3343	0.1902
Ans-Src-Rec*	<b>0.3860</b>	<b>0.1574</b>	<b>0.2704</b>	0.3203	<b>0.2722</b>	<b>0.3255</b>	<b>0.1004</b>	<b>0.2097</b>	<b>0.3366</b>	0.2109
Oracle	0.4836	0.2346	0.3442	0.4320	0.3490	0.3545	0.1372	0.2384	0.3979	0.2502

Table 11: Performance of the different pragmatic summarizers on the QSum dataset measured using the ROUGE, METEOR, and, BERTScore metrics. The summaries generated by the literal summarizer used nucleus sampling ( $p = 0.95$ , temperature of 1.0).

	BART					Llama 3				
	R-1	R-2	R-L	METEOR	BERTScore	R-1	R-2	R-L	METEOR	BERTScore
Random	0.3658	0.1254	0.2352	0.3051	0.2245	0.3013	0.0986	0.1952	0.3352	0.1766
Literal-Summ-Only	0.3669	0.1424	0.2547	0.2753	0.2518	0.2727	0.0930	0.1798	0.3343	0.1244
Answer-Rec-Only	0.3372	0.1046	0.2181	0.2656	0.1964	0.2979	0.0955	0.1931	0.3307	0.1620
Source-Rec-Only	0.3558	0.1147	0.2251	0.2977	0.2074	0.2964	0.0964	0.1924	0.3337	0.1610
Answer-Rec*	0.3644	0.1405	0.2531	0.2985	0.2484	0.3279	<b>0.1030</b>	<b>0.2107</b>	0.3344	0.2130
Source-Rec*	0.3670	0.1430	0.2555	0.3040	0.2519	0.3161	0.1015	0.2043	0.3344	0.1957
Ans-Src-Rec*	<b>0.3707</b>	<b>0.1434</b>	<b>0.2560</b>	<b>0.3094</b>	<b>0.2523</b>	<b>0.3282</b>	0.1030	0.2106	<b>0.3355</b>	<b>0.2133</b>
Oracle	0.4673	0.2183	0.3281	0.4150	0.3305	0.3547	0.1367	0.2380	0.3954	0.2494

Table 12: Performance of the different pragmatic summarizers on the QSum dataset measured using the ROUGE, METEOR, and, BERTScore metrics. The summaries generated by the literal summarizer used top-k sampling ( $k = 640$ , temperature of 1.0).



	BART					Llama 3				
	R-1	R-2	R-L	METEOR	BERTScore	R-1	R-2	R-L	METEOR	BERTScore
Random	0.3652	0.1221	0.2308	0.3060	0.2227	0.2928	0.0918	0.1874	<b>0.3307</b>	0.1622
Literal-Summ-Only	0.3585	0.1334	0.2456	0.2677	0.2477	0.2620	0.0864	0.1707	0.3284	0.1069
Answer-Rec-Only	0.3380	0.1019	0.2120	0.2684	0.1984	0.2890	0.0873	0.1838	0.3217	0.1462
Source-Rec-Only	0.3524	0.1078	0.2187	0.2962	0.2032	0.2891	0.0914	0.1853	0.3281	0.1475
Answer-Rec*	0.3571	0.1314	0.2445	0.3063	0.2456	0.3240	0.0963	0.2045	0.3280	0.2063
Source-Rec*	0.3599	0.1332	0.2455	0.3015	0.2474	0.3116	0.0956	0.1982	0.3284	0.1866
Ans-Src-Rec*	<b>0.3674</b>	<b>0.1346</b>	<b>0.2473</b>	<b>0.3083</b>	<b>0.2498</b>	<b>0.3242</b>	<b>0.0963</b>	<b>0.2046</b>	0.3298	<b>0.2065</b>
Oracle	0.4594	0.2072	0.3183	0.4134	0.3249	0.3546	0.1329	0.2345	0.3947	0.2459

Table 13: Performance of the different pragmatic summarizers on the QSum dataset measured using the ROUGE, METEOR, and, BERTScore metrics. The summaries generated by the literal summarizer used nucleus sampling ( $p = 0.95$ , temperature of 1.2).

	BART					Llama 3				
	R-1	R-2	R-L	METEOR	BERTScore	R-1	R-2	R-L	METEOR	BERTScore
Random	<b>0.3225</b>	0.0837	0.1939	0.2690	0.1842	0.2900	0.0859	0.1815	0.3224	0.1577
Literal-Summ-Only	0.3116	<b>0.0962</b>	0.2071	0.2295	0.2076	0.2559	0.0806	0.1631	0.3207	0.0982
Answer-Rec-Only	0.2955	0.0672	0.1783	0.2367	0.1598	0.2832	0.0805	0.1773	0.3156	0.1362
Source-Rec-Only	0.3119	0.0740	0.1820	0.2693	0.1690	0.2840	0.0837	0.1778	0.3204	0.1412
Answer-Rec*	0.3098	0.0943	0.2053	0.2890	0.2048	<b>0.3192</b>	<b>0.0895</b>	0.1991	0.3203	<b>0.2011</b>
Source-Rec*	0.3116	0.0960	0.2069	0.2815	0.2071	0.3077	0.0883	0.1933	0.3221	0.1843
Ans-Src-Rec*	0.3194	0.0960	<b>0.2081</b>	<b>0.2892</b>	<b>0.2082</b>	0.3189	0.0893	<b>0.1992</b>	<b>0.3234</b>	0.2010
Oracle	0.4173	0.1593	0.2719	0.3783	0.2802	0.3493	0.1270	0.2276	0.3893	0.2390

Table 14: Performance of the different pragmatic summarizers on the QSum dataset measured using the ROUGE, METEOR, and, BERTScore metrics. The summaries generated by the literal summarizer used nucleus sampling ( $p = 0.95$ , temperature of 1.5).

	BART					Llama 3				
	R-1	R-2	R-L	METEOR	BERTScore	R-1	R-2	R-L	METEOR	BERTScore
Random	0.2915	0.0310	0.1329	0.2153	-0.0056	0.3541	0.0705	0.1730	0.2554	0.0951
Literal-Summ-Only	0.2327	0.0245	0.1225	0.1426	-0.0108	0.3753	<b>0.0798</b>	0.1796	0.2718	0.0975
Answer-Rec-Only	0.2681	0.0279	0.1275	0.1895	-0.0154	0.3468	0.0679	0.1738	0.2393	0.0865
Source-Rec-Only	0.3018	<b>0.0319</b>	<b>0.1342</b>	0.2267	-0.0055	0.3569	0.0643	0.1685	0.2567	0.0731
Answer-Rec*	<b>0.3039</b>	0.0294	0.1316	<b>0.2318</b>	<b>0.0000</b>	0.3694	0.0794	<b>0.1800</b>	0.2631	<b>0.0989</b>
Source-Rec*	0.2863	0.0305	0.1305	0.2094	<b>0.0000</b>	<b>0.3756</b>	<b>0.0798</b>	0.1796	<b>0.2719</b>	0.0975
Ans-Src-Rec*	0.3028	0.0306	0.1323	0.2305	<b>0.0000</b>	0.3748	0.0793	0.1792	0.2716	0.0974
Oracle	0.3442	0.0480	0.1530	0.2594	0.0377	0.4082	0.1022	0.2039	0.2937	0.1570

Table 15: Performance of the different pragmatic summarizers on the SQuALITY dataset measured using the ROUGE, METEOR, and, BERTScore metrics. The summaries generated by the literal summarizer used standard sampling (temperature of 2).

	BART					Llama 3				
	R-1	R-2	R-L	METEOR	BERTScore	R-1	R-2	R-L	METEOR	BERTScore
Random	0.3763	<b>0.0780</b>	<b>0.1837</b>	0.2466	0.0713	0.3944	0.1000	0.2018	0.2800	0.1257
Literal-Summ-Only	0.3307	0.0696	0.1774	0.1955	0.0717	0.3982	0.1013	0.2005	0.2859	0.1117
Answer-Rec-Only	0.3539	0.0693	0.1789	0.2294	0.0622	0.3923	0.0984	0.2016	0.2746	0.1135
Source-Rec-Only	0.3749	0.0744	0.1816	0.2576	0.0647	<b>0.4014</b>	0.1022	0.2023	0.2859	0.1227
Answer-Rec*	<b>0.3778</b>	0.0739	0.1798	<b>0.2651</b>	0.0719	0.3985	0.1032	<b>0.2066</b>	0.2861	<b>0.1423</b>
Source-Rec*	0.3551	0.0718	0.1799	0.2309	<b>0.0724</b>	0.4011	0.1021	0.2015	<b>0.2886</b>	0.1209
Ans-Src-Rec*	0.3768	0.0750	0.1818	0.2626	0.0720	0.3999	<b>0.1041</b>	0.2058	0.2875	0.1329
Oracle	0.4212	0.1031	0.2076	0.2909	0.1183	0.4381	0.1297	0.2285	0.3145	0.1777

Table 16: Performance of the different pragmatic summarizers on the SQuALITY dataset measured using the ROUGE, METEOR, and, BERTScore metrics. The summaries generated by the literal summarizer used nucleus sampling ( $p = 0.95$ , temperature of 1.0).

	BART					Llama 3				
	R-1	R-2	R-L	METEOR	BERTScore	R-1	R-2	R-L	METEOR	BERTScore
Random	0.3452	0.0626	0.1702	0.2317	<b>0.0547</b>	0.3951	0.1012	0.2016	0.2807	0.1246
Literal-Summ-Only	0.2979	0.0548	0.1628	0.1774	0.0517	0.3997	0.1009	0.1990	0.2880	0.1124
Answer-Rec-Only	0.3254	0.0561	0.1649	0.2123	0.0448	0.3928	0.0964	0.2001	0.2736	0.1104
Source-Rec-Only	0.3557	<b>0.0635</b>	<b>0.1717</b>	0.2496	0.0536	<b>0.4012</b>	0.1022	0.2018	0.2838	0.1223
Answer-Rec*	<b>0.3558</b>	0.0621	0.1688	<b>0.2550</b>	0.0515	0.3989	0.1011	0.2052	0.2873	<b>0.1403</b>
Source-Rec*	0.3296	0.0589	0.1678	0.2199	0.0536	0.4012	<b>0.1029</b>	0.2013	<b>0.2901</b>	0.1211
Ans-Src-Rec*	0.3552	0.0626	0.1703	0.2530	0.0522	0.4011	0.1027	<b>0.2053</b>	0.2884	0.1330
Oracle	0.3984	0.0889	0.1961	0.2804	0.1032	0.4392	0.1294	0.2264	0.3142	0.1778

Table 17: Performance of the different pragmatic summarizers on the SQuALITY dataset measured using the ROUGE, METEOR, and, BERTScore metrics. The summaries generated by the literal summarizer used top-k sampling ( $k = 640$ , temperature of 1.0).

	BART					Llama 3				
	R-1	R-2	R-L	METEOR	BERTScore	R-1	R-2	R-L	METEOR	BERTScore
Random	0.3543	0.0633	<b>0.1723</b>	0.2408	<b>0.0600</b>	0.3907	0.0943	0.1959	0.2731	0.1231
Literal-Summ-Only	0.3029	0.0543	0.1623	0.1796	0.0553	0.3980	0.0975	0.1977	0.2863	0.1097
Answer-Rec-Only	0.3374	0.0588	0.1678	0.2182	0.0501	0.3830	0.0903	0.1943	0.2625	0.1073
Source-Rec-Only	0.3650	<b>0.0651</b>	0.1712	0.2558	0.0558	0.3971	0.0988	0.1976	0.2800	0.1230
Answer-Rec*	<b>0.3670</b>	0.0631	0.1692	<b>0.2614</b>	0.0556	0.3975	0.0986	<b>0.2000</b>	0.2858	<b>0.1333</b>
Source-Rec*	0.3378	0.0603	0.1668	0.2238	0.0565	<b>0.3991</b>	0.1002	0.1980	0.2876	0.1225
Ans-Src-Rec*	0.3660	0.0643	0.1709	0.2592	0.0559	0.3987	<b>0.1008</b>	0.1993	<b>0.2878</b>	0.1302
Oracle	0.4069	0.0895	0.1962	0.2863	0.1043	0.4372	0.1252	0.2240	0.3118	0.1788

Table 18: Performance of the different pragmatic summarizers on the SQuALITY dataset measured using the ROUGE, METEOR, and, BERTScore metrics. The summaries generated by the literal summarizer used nucleus sampling ( $p = 0.95$ , temperature of 1.2).

	BART					Llama 3				
	R-1	R-2	R-L	METEOR	BERTScore	R-1	R-2	R-L	METEOR	BERTScore
Random	0.3337	0.0489	0.1561	0.2277	0.0358	0.3808	0.0882	0.1913	0.2679	0.1198
Literal-Summ-Only	0.2701	0.0412	0.1449	0.1588	0.0309	0.3948	0.0942	0.1936	0.2840	0.1100
Answer-Rec-Only	0.3109	0.0451	0.1507	0.2107	0.0308	0.3793	0.0873	0.1919	0.2606	0.1040
Source-Rec-Only	0.3394	<b>0.0491</b>	<b>0.1561</b>	0.2456	<b>0.0367</b>	0.3882	0.0893	0.1911	0.2710	0.1168
Answer-Rec*	<b>0.3433</b>	0.0483	0.1540	<b>0.2526</b>	0.0312	0.3948	0.0942	<b>0.1951</b>	0.2836	<b>0.1279</b>
Source-Rec*	0.3114	0.0459	0.1507	0.2126	0.0325	0.3956	<b>0.0944</b>	0.1936	<b>0.2844</b>	0.1176
Ans-Src-Rec*	0.3400	0.0488	0.1544	0.2482	0.0345	<b>0.3959</b>	0.0943	0.1946	0.2844	0.1256
Oracle	0.3850	0.0713	0.1800	0.2769	0.0816	0.4305	0.1210	0.2190	0.3083	0.1741

Table 19: Performance of the different pragmatic summarizers on the SQuALITY dataset measured using the ROUGE, METEOR, and, BERTScore metrics. The summaries generated by the literal summarizer used nucleus sampling ( $p = 0.95$ , temperature of 1.5).

### C.1.2 Pragmatic Summarizer Top Score Frequencies

	R-1	R-2	R-L	METEOR	BERTScore
Random	2	0	0	2	0
Literal-Summ-Only	0	1	0	0	0
Answer-Rec-Only	0	0	0	0	0
Source-Rec-Only	0	0	0	0	0
Answer-Rec*	1	2	1	1	2
Source-Rec*	0	0	0	0	0
Ans-Src-Rec*	7	7	9	7	8

Table 20: Number of times each pragmatic summarizer achieves the highest ROUGE, METEOR, and BERTScore scores on the QMSum dataset. We aggregate counts across all combinations of models (Llama 3 and BART) and decoding types (Standard, nucleus, and top-k sampling).

	R-1	R-2	R-L	METEOR	BERTScore
Random	0	1	2	0	2
Literal-Summ-Only	0	1	0	0	0
Answer-Rec-Only	0	0	0	0	0
Source-Rec-Only	2	4	3	0	1
Answer-Rec*	5	0	4	5	6
Source-Rec*	2	2	0	4	1
Ans-Src-Rec*	1	2	1	1	0

Table 21: Number of times each pragmatic summarizer achieves the highest ROUGE, METEOR, and BERTScore scores on the SQuALITY dataset. We aggregate counts across all combinations of models (Llama 3 and BART) and decoding types (Standard, nucleus, and top-k sampling).

### C.1.3 Summarization Metric Score Changes Relative to Random

	BART					Llama 3				
	R-1	R-2	R-L	METEOR	BERTScore	R-1	R-2	R-L	METEOR	BERTScore
Literal-Summ-Only	+0.20	+1.38	+0.41	<u>-0.69</u>	+1.66	<u>-1.14</u>	-0.29	<u>-1.04</u>	+0.93	<u>-1.88</u>
Answer-Rec-Only	-0.29	-0.51	-0.27	-0.54	-0.85	-0.25	<u>-0.31</u>	-0.27	<u>-0.09</u>	-1.16
Source-Rec-Only	<u>-0.31</u>	<u>-0.97</u>	<u>-0.37</u>	-0.44	<u>-1.02</u>	-0.44	-0.13	-0.39	+0.03	-0.46
Answer-Rec*	-0.08	+0.53	+0.16	<b>+0.06</b>	+0.66	+1.02	<b>+0.52</b>	+0.93	+0.55	<b>+2.31</b>
Source-Rec*	<b>+0.21</b>	<b>+1.58</b>	<b>+0.47</b>	-0.39	<b>+1.70</b>	-0.26	-0.09	-0.15	<b>+0.94</b>	+0.37
Ans-Src-Rec*	+0.17	+1.53	+0.43	+0.01	+1.54	<b>+1.04</b>	+0.43	<b>+0.95</b>	+0.92	+2.30

Table 22: Relative change in ROUGE, METEOR, and BERTScore scores between the pragmatic summarizers and Random on the MultiOpEd dataset. Relative changes are aggregated across all decoding methods. A value of  $+x$  ( $-x$ ) indicates that the average metric score achieved is  $x\%$  higher (lower) than the one achieved by Random. The lowest relative change is underlined, and the highest is **bolded**.

	BART					Llama 3				
	R-1	R-2	R-L	METEOR	BERTScore	R-1	R-2	R-L	METEOR	BERTScore
Literal-Summ-Only	-0.67	<b>+2.98</b>	+1.36	<u>-2.93</u>	+2.53	<u>-2.35</u>	-1.23	<u>-2.03</u>	-0.11	<u>-7.55</u>
Answer-Rec-Only	<u>-1.67</u>	<u>-3.94</u>	<u>-1.61</u>	-2.40	<u>-2.65</u>	-0.46	<u>-1.25</u>	-0.46	<u>-0.42</u>	-2.73
Source-Rec-Only	-0.66	-2.30	-1.23	+0.03	-1.65	-0.41	-0.50	-0.41	-0.12	-2.10
Answer-Rec*	-0.79	+2.54	+1.18	+1.49	+2.23	<b>+2.02</b>	<b>+0.86</b>	+1.94	-0.13	<b>+5.50</b>
Source-Rec*	-0.68	+2.94	+1.34	+0.94	+2.48	+1.23	+0.57	+1.30	-0.02	+3.37
Ans-Src-Rec*	<b>-0.19</b>	+2.94	<b>+1.47</b>	<b>+1.50</b>	<b>+2.60</b>	+2.00	+0.80	<b>+1.95</b>	<b>+0.07</b>	+5.49

Table 23: Relative change in ROUGE, METEOR, and BERTScore scores between the pragmatic summarizers and Random on the QMSum dataset. Relative changes are aggregated across all decoding methods. A value of  $+x$  ( $-x$ ) indicates that the average metric score achieved is  $x\%$  higher (lower) than the one achieved by Random. The lowest relative change is underlined, and the highest is **bolded**.

	BART					Llama 3				
	R-1	R-2	R-L	METEOR	BERTScore	R-1	R-2	R-L	METEOR	BERTScore
Literal-Summ-Only	<u>-3.82</u>	<u>-3.14</u>	<u>-1.44</u>	<u>-6.06</u>	-2.73	+0.74	+1.37	+0.24	+1.20	-1.65
Answer-Rec-Only	-1.37	-1.57	-0.70	-1.49	<u>-2.80</u>	<u>-0.08</u>	<u>-0.20</u>	+0.06	<u>-0.55</u>	<u>-2.64</u>
Source-Rec-Only	+0.34	<b>+0.09</b>	<b>+0.00</b>	+1.57	<b>+0.48</b>	+0.39	+0.25	<u>-0.02</u>	+0.23	-0.51
Answer-Rec*	<b>+0.57</b>	-0.25	-0.27	<b>+2.18</b>	-2.59	+0.74	+1.37	<b>+0.40</b>	+1.17	<b>+1.35</b>
Source-Rec*	-1.34	-1.22	-0.70	-1.33	-1.86	+0.78	<b>+1.41</b>	+0.24	<b>+1.23</b>	-0.38
Ans-Src-Rec*	+0.38	-0.02	-0.22	+1.80	-0.74	<b>+0.80</b>	+1.39	+0.35	+1.23	+0.96

Table 24: Relative change in ROUGE, METEOR, and BERTScore scores between the pragmatic summarizers and Random on the SQUALITY dataset. Relative changes are aggregated across all decoding methods. A value of  $+x$  ( $-x$ ) indicates that the average metric score achieved is  $x\%$  higher (lower) than the one achieved by Random. The lowest relative change is underlined, and the highest is **bolded**.

## C.2 Text Quality

### C.2.1 Comparison of Alternative Pragmatic Summarizers with SEAHORSE Metrics

	BART				Llama 3			
	Comp.	Rep.	Gram.	Conc.	Comp.	Rep.	Gram.	Conc.
Random	0.8311	0.9505	0.6469	0.2180	0.8889	0.9454	<b>0.8171</b>	0.3664
Literal-Summ-Only	<b>0.8931</b>	<b>0.9680</b>	<b>0.7620</b>	<b>0.2497</b>	0.8448	0.9406	0.7802	<b>0.3872</b>
Answer-Rec-Only	0.7977	0.9453	0.6265	0.1937	0.8635	0.9484	0.7898	0.3535
Source-Rec-Only	0.7368	0.9176	0.5616	0.1828	0.7552	0.9188	0.6777	0.2975
Answer-Rec*	0.8608	0.9585	0.7215	0.2344	<b>0.9005</b>	<b>0.9567</b>	0.8058	0.3721
Source-Rec*	0.8928	0.9679	0.7609	0.2497	0.8451	0.9431	0.7809	0.3866
Ans-Src-Rec*	0.8891	0.9659	0.7571	0.2470	0.8974	0.9564	0.8024	0.3759
Oracle	0.9613	0.9865	0.9040	0.3715	0.9738	0.9841	0.9315	0.5405

Table 25: Text quality of the summaries select by different pragmatic summarizers on the MultiOpEd dataset. The summaries generated by the literal summarizer used standard sampling (temperature of 2). Text quality is measure via the SEAHORSE metrics Comprehensible (Comp.), Repetition (Rep.), Grammar (Gram.), and Conciseness (Conc.).

	BART				Llama 3			
	Comp.	Rep.	Gram.	Conc.	Comp.	Rep.	Gram.	Conc.
Random	0.4911	0.7299	<b>0.4266</b>	0.0969	0.6843	0.8228	0.6795	0.2853
Literal-Summ-Only	0.4901	0.7305	0.4162	0.1024	0.6496	0.7839	0.6439	0.3045
Answer-Rec-Only	<b>0.4964</b>	0.7228	0.4217	0.0911	0.6794	0.8158	0.6769	0.2931
Source-Rec-Only	0.4809	0.6943	0.3996	0.0915	0.6360	0.7869	0.6320	0.2769
Answer-Rec*	0.4961	<b>0.7343</b>	0.4234	<b>0.1026</b>	<b>0.6867</b>	<b>0.8292</b>	<b>0.6907</b>	0.3015
Source-Rec*	0.4906	0.7304	0.4165	0.1024	0.6657	0.8163	0.6706	<b>0.3059</b>
Ans-Src-Rec*	0.4923	0.7297	0.4174	0.1022	0.6856	0.8279	0.6896	0.3047
Oracle	0.6897	0.8650	0.6654	0.1760	0.7669	0.9131	0.7853	0.4424

Table 26: Text quality of the summaries select by different pragmatic summarizers on the QMSum dataset. The summaries generated by the literal summarizer used standard sampling (temperature of 2). Text quality is measure via the SEAHORSE metrics Comprehensible (Comp.), Repetition (Rep.), Grammar (Gram.), and Conciseness (Conc.).

	BART				Llama 3			
	Comp.	Rep.	Gram.	Conc.	Comp.	Rep.	Gram.	Conc.
Random	0.3389	0.8354	0.3269	<b>0.0842</b>	0.7488	0.8673	0.6991	0.2354
Literal-Summ-Only	0.4510	0.8711	0.3740	0.0668	0.7701	0.8942	0.7475	<b>0.2968</b>
Answer-Rec-Only	0.3943	0.8327	0.3686	0.0798	0.7423	0.9028	0.6998	0.2414
Source-Rec-Only	0.2733	0.8020	0.2968	0.0821	0.4316	0.7814	0.4241	0.1389
Answer-Rec*	0.4464	0.8620	<b>0.3835</b>	0.0830	<b>0.7953</b>	<b>0.9100</b>	<b>0.7516</b>	0.2941
Source-Rec*	<b>0.4530</b>	<b>0.8748</b>	0.3751	0.0793	0.7701	0.8949	0.7475	<b>0.2968</b>
Ans-Src-Rec*	0.4517	0.8748	0.3735	0.0808	0.7781	0.9018	0.7461	0.2917
Oracle	0.6832	0.9674	0.6558	0.1610	0.9583	0.9831	0.9244	0.4335

Table 27: Text quality of the summaries select by different pragmatic summarizers on the SQuALITY dataset. The summaries generated by the literal summarizer used standard sampling (temperature of 2). Text quality is measure via the SEAHORSE metrics Comprehensible (Comp.), Repetition (Rep.), Grammar (Gram.), and Conciseness (Conc.).

### C.2.2 Plots of Summarization Quality and Text Quality

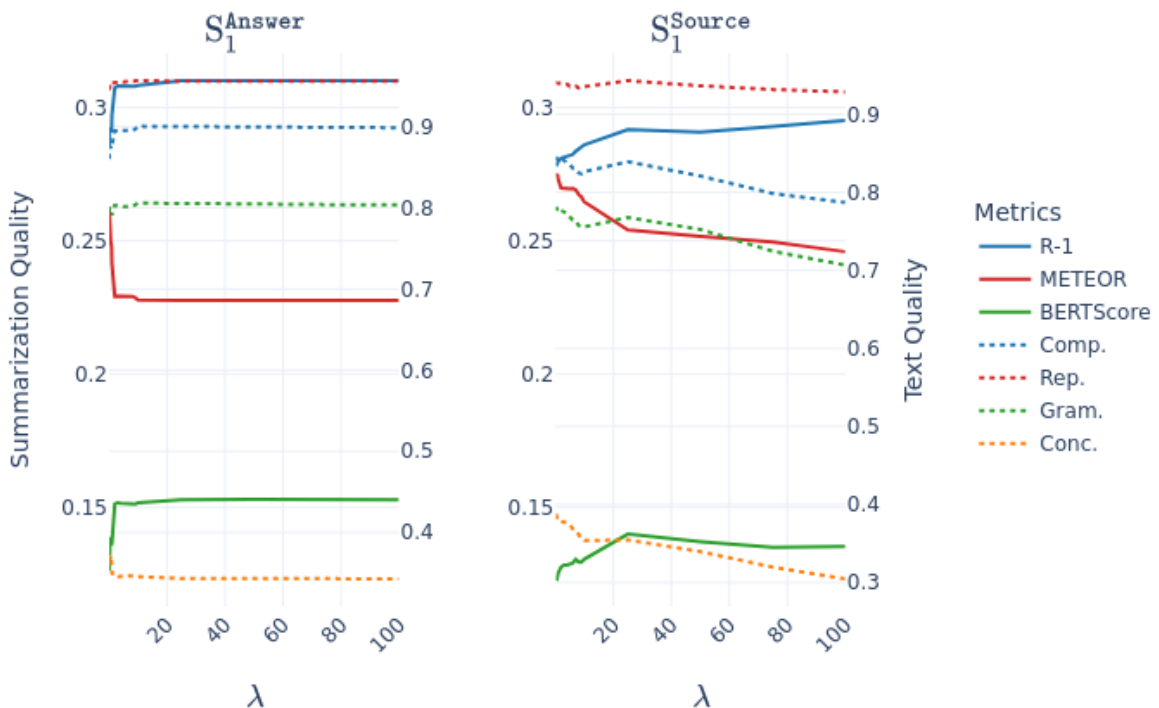


Figure 3: Tradeoff between summarization quality and text quality as controlled by  $\lambda$  for the MultiOpEd dataset using Llama 3 with standard sampling (temperature of 2). Solid lines represent summarization quality metrics (ROUGE-1, METEOR, and BERTScore), while dashed lines represent text quality metrics (Comprehensibility, Repetition, Grammar and Conciseness). Note that the left and right y-axes have different scales for summarization quality and text quality, respectively.

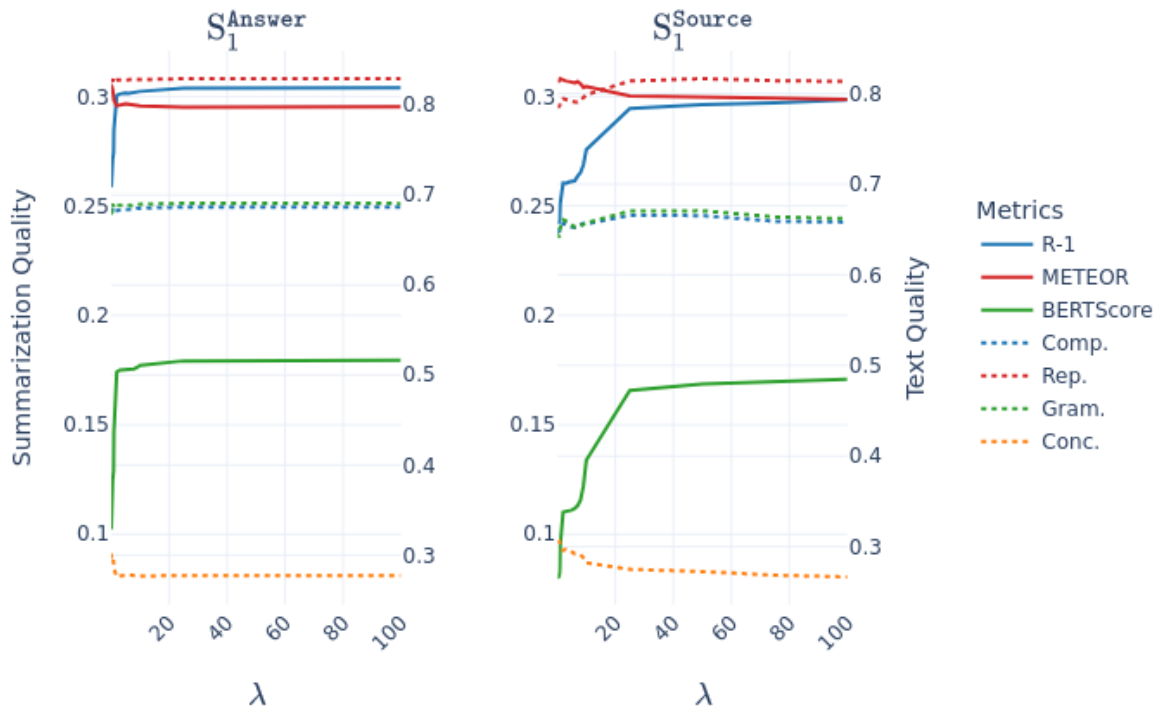


Figure 4: Tradeoff between summarization quality and text quality as controlled by  $\lambda$  for the QMSum dataset using Llama 3 with standard sampling (temperature of 2). Solid lines represent summarization quality metrics (ROUGE-1, METEOR, and BERTScore), while dashed lines represent text quality metrics (Comprehensibility, Repetition, Grammar and Conciseness). Note that the left and right y-axes have different scales for summarization quality and text quality, respectively.

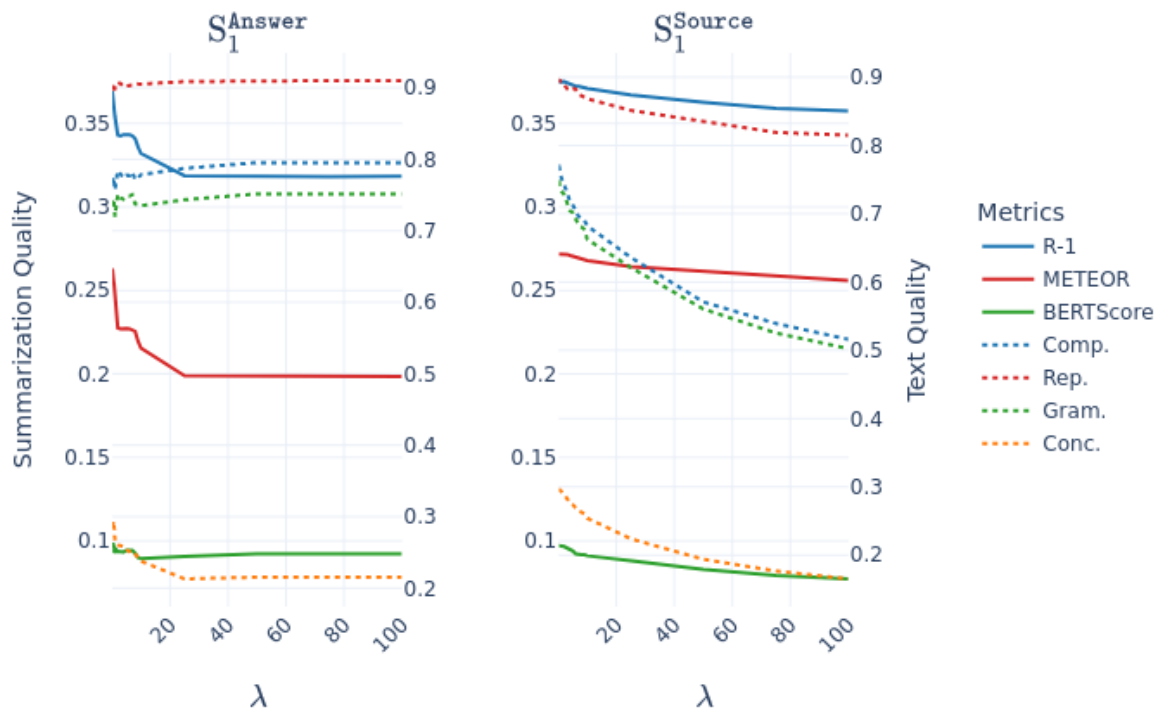


Figure 5: Tradeoff between summarization quality and text quality as controlled by  $\lambda$  for the SQuALITY dataset using Llama 3 with standard sampling (temperature of 2). Solid lines represent summarization quality metrics (ROUGE-1, METEOR, and BERTScore), while dashed lines represent text quality metrics (Comprehensibility, Repetition, Grammar and Conciseness). Note that the left and right y-axes have different scales for summarization quality and text quality, respectively.



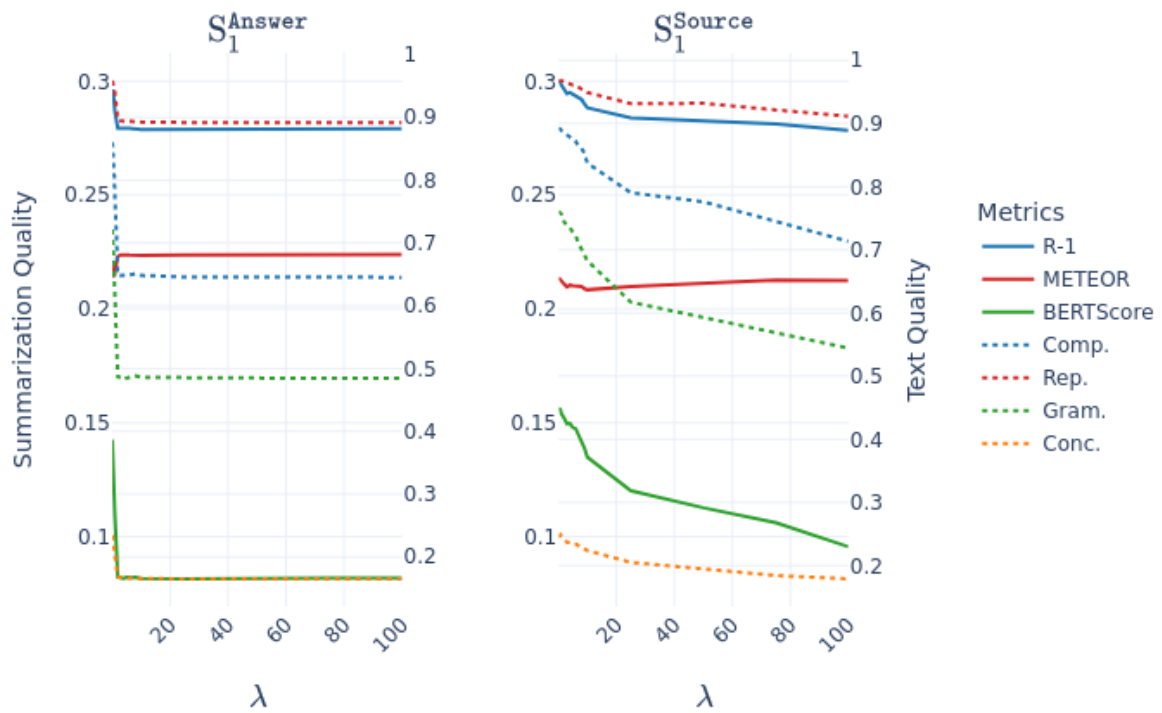


Figure 6: Tradeoff between summarization quality and text quality as controlled by  $\lambda$  for the MultiOpEd dataset using BART with standard sampling (temperature of 2). Solid lines represent summarization quality metrics (ROUGE-1, METEOR, and BERTScore), while dashed lines represent text quality metrics (Comprehensibility, Repetition, Grammar and Conciseness). Note that the left and right y-axes have different scales for summarization quality and text quality, respectively.

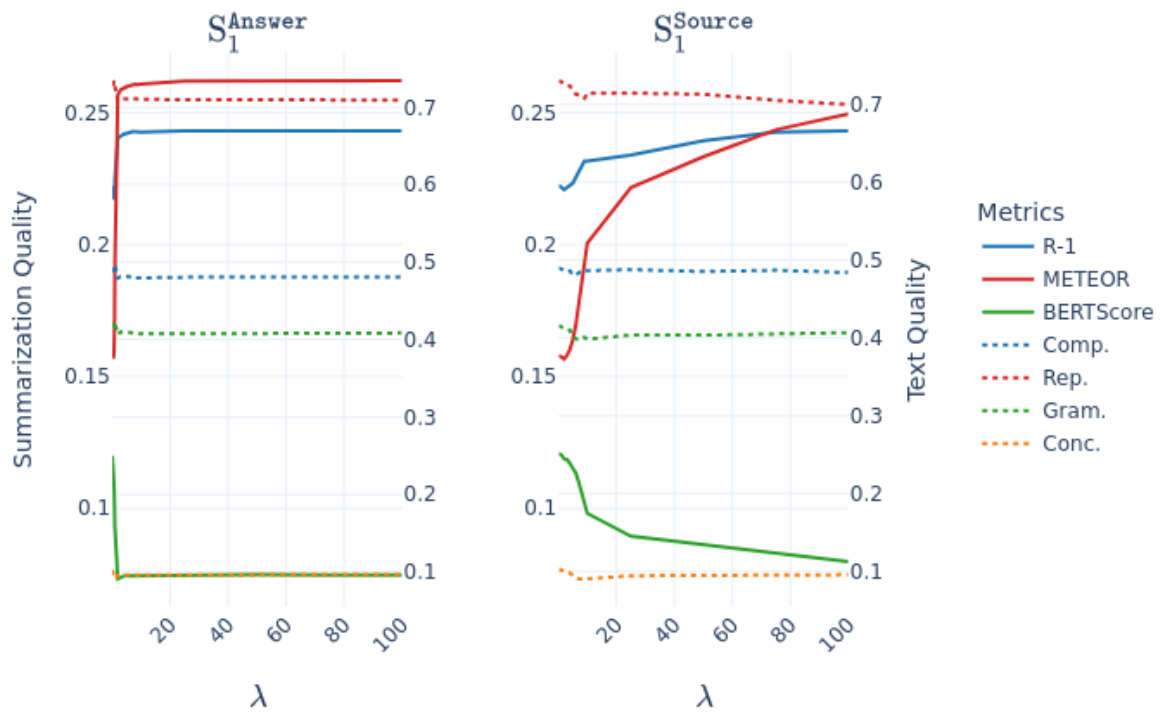


Figure 7: Tradeoff between summarization quality and text quality as controlled by  $\lambda$  for the QMSum dataset using BART with standard sampling (temperature of 2). Solid lines represent summarization quality metrics (ROUGE-1, METEOR, and BERTScore), while dashed lines represent text quality metrics (Comprehensibility, Repetition, Grammar and Conciseness). Note that the left and right y-axes have different scales for summarization quality and text quality, respectively.

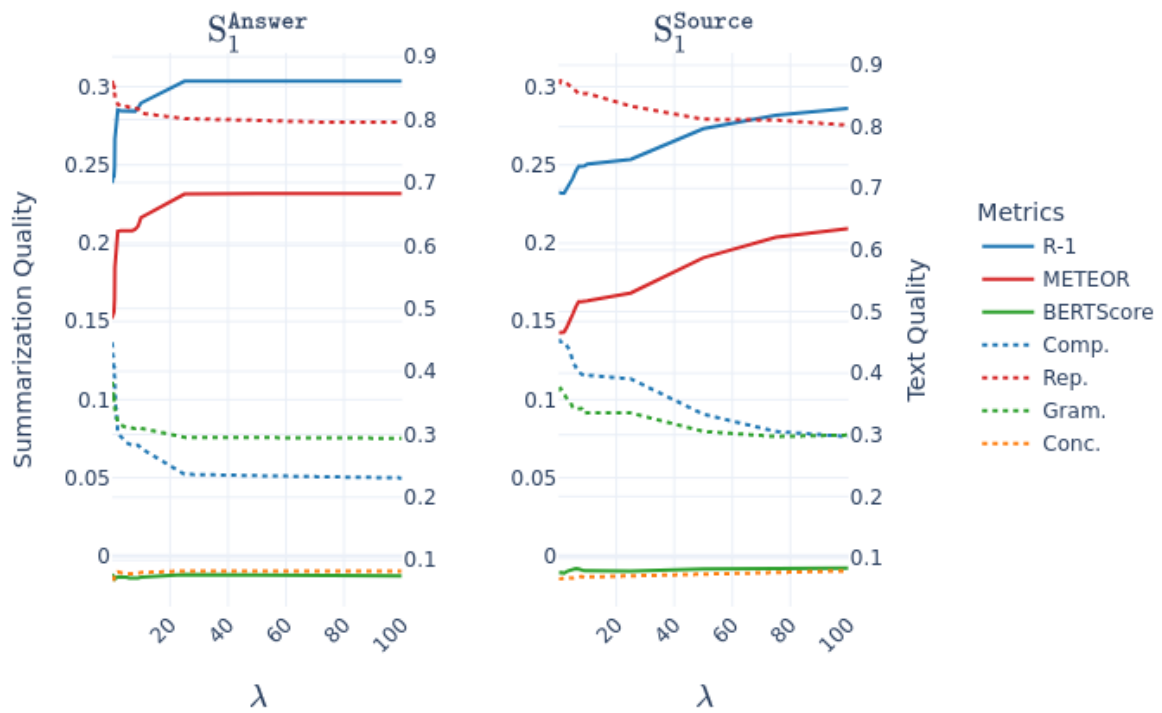


Figure 8: Tradeoff between summarization quality and text quality as controlled by  $\lambda$  for the SQuALITY dataset using BART with standard sampling (temperature of 2). Solid lines represent summarization quality metrics (ROUGE-1, METEOR, and BERTScore), while dashed lines represent text quality metrics (Comprehensibility, Repetition, Grammar and Conciseness). Note that the left and right y-axes have different scales for summarization quality and text quality, respectively.