

Machine Learning-based Denoising of Surface Solar Irradiance simulated with Monte Carlo Ray Tracing

M. Reeze¹, M. A. Veerman¹, C. C. van Heerwaarden¹

¹Meteorology and Air Quality Group, Wageningen University & Research, Wageningen, The Netherlands

Key Points:

- We train a denoising autoencoder for Monte Carlo ray tracing estimates of surface solar irradiance fields below cumulus clouds
- Denoising diffuse irradiance exceeds accuracy of higher sampling budgets that require over tenfold the computational cost
- Denoising direct irradiance is effective in sunlit areas but significant noise remains near cloud shadow edges

arXiv:2411.06574v1 [physics.ao-ph] 10 Nov 2024

Corresponding author: M. A. Veerman, menno.veerman@wur.nl

Abstract

Simulating radiative transfer in the atmosphere with Monte Carlo ray tracing provides realistic surface irradiance in cloud-resolving models. However, Monte Carlo methods are computationally expensive because large sampling budgets are required to obtain sufficient convergence. Here, we explore the use of machine learning for denoising direct and diffuse surface solar irradiance fields. We use Monte Carlo ray tracing to compute pairs of noisy and well-converged surface irradiance fields for an ensemble of cumulus cloud fields and solar angles, and train a denoising autoencoder to predict the well-converged irradiance fields from the noisy input. We demonstrate that denoising diffuse irradiance from 1 sample per pixel (per spectral quadrature point) is an order of magnitude faster and twice as accurate as ray tracing with 128 samples per pixel, illustrating the advantage of denoising over larger sampling budgets. Denoising of direct irradiance is effective in sunlit areas, while errors persist on the edges of cloud shadows. For diffuse irradiance, providing additional atmospheric information such as liquid water paths and solar angles to train the denoising algorithm reduces errors by approximately a factor of two. Our results open up possibilities for coupled Monte Carlo ray tracing with computational costs approaching those of two-stream-based radiative transfer solvers, although future work is needed to improve generalization across resolutions and cloud types.

Plain Language Summary

As atmospheric models move towards higher resolutions and the demand for solar energy forecasts increases, there is an urgent need for accurate modeling of solar radiation. One of the most accurate techniques to simulate the transfer of radiation through the atmosphere is Monte Carlo ray tracing. However, this technique requires many computational resources, limiting its application in operational contexts. This problem has been extensively researched in the movie and gaming industry, where state-of-the-art solutions use machine learning algorithms to approximate illumination in artificial scenes. Here, we explore the use of these algorithms in the context of atmospheric modeling, with a focus on incoming solar radiation under broken clouds. Using this approach, we are able to deliver close approximations of realistic surface irradiance at a fraction of the original computational cost.

1 Introduction

Monte Carlo ray tracing is one of the the most accurate techniques for simulating atmospheric radiative transfer (Cahalan et al., 2005). Monte Carlo ray tracing can deliver surface irradiance patterns closely resembling observations, capturing the characteristic bimodal distribution under cumulus clouds and associated areas with cloud enhancements (Gristey et al., 2020b; Z. He et al., 2024). Recently, Veerman et al. (2022) and Tjihuis et al. (2024) coupled a Monte Carlo ray tracer to a Large-Eddy Simulation (LES), showing that these irradiance patterns can have strong consequences for cloud evolution, with locally enhanced surface heat fluxes resulting in thicker and wider clouds.

Monte Carlo ray tracing requires large sampling budgets to obtain sufficiently converged irradiance fields, which is computationally expensive and limits its application in operational contexts (Z. He et al., 2024; Gristey et al., 2020a; Villefranque et al., 2023). While performance can be improved by constructing acceleration grids (Villefranque et al., 2019), or by utilizing the computing capabilities of modern graphics processing units (GPUs) (Veerman et al., 2022), Monte Carlo-based radiative transfer methods remain costly. The search for computationally efficient Monte Carlo ray tracing has been more extensive in the movie and video game industry (e.g., Chaitanya et al., 2017; Dahlberg et al., 2019; Huo & Yoon, 2021; Işık et al., 2021). There, solutions to reduce computational costs of Monte Carlo ray tracing are divided into two main categories: advanced sampling strategies and post-processing

reconstruction schemes (Huo & Yoon, 2021). The focus of our study will be on the latter, also known as denoising.

Classical denoising methods comprise various filtering techniques (Fan et al., 2019). Examples include Gaussian, bilateral (Tomasi & Manduchi, 1998), non-local means (Buades et al., 2005), total variation (Rudin et al., 1992), and wavelet (Chang et al., 2000) filters. Although such classical denoising methods perform reasonably well and are relatively simple to implement, they come with drawbacks such as edge blurring and loss of high frequency information (Fan et al., 2019; Tian et al., 2020). In recent years, the application of machine learning (ML) algorithms for removing Monte Carlo noise has led to notable advancements (Huo & Yoon, 2021; Tian et al., 2020). The principle of ML-based denoising is to use a noisy image and a set of auxiliary variables as inputs for an algorithm which learns to produce an approximation of the converged image. State-of-the-art ML-based denoising methods are typically based on Convolutional Neural Networks (CNNs) (Bako et al., 2017; Fan et al., 2019; Huo & Yoon, 2021; Tian et al., 2020; Zhang et al., 2017). In particular denoising autoencoders, advanced variants of CNNs, have proven effective in denoising of Monte Carlo scenes with low sampling budgets and high corresponding noise levels (Chaitanya et al., 2017; Kuznetsov et al., 2018; Mao et al., 2016).

In this study, we explore the potential of denoising autoencoders for speeding-up surface irradiance computations based on Monte Carlo ray tracing. We investigate the optimal sampling budget of the initial Monte Carlo estimate, which is a trade-off between speed and accuracy. A larger sampling budget provides more information to the denoising algorithm, but increases computational cost. Furthermore, we investigate the added value of providing auxiliary input variables to the autoencoder, such as liquid water paths and solar angles. Consequently, the main question of this paper is:

How well can an autoencoder denoise ray-traced surface irradiance?

We define the following subquestions to provide a quantitative answer to the main question:

- How does the sampling budget affect the trade-off between speed and accuracy?
- How do auxiliary inputs contribute to prediction accuracy?

Surface solar irradiance is generally considered as the sum of a direct and diffuse component, where the diffuse component is all radiation scattered at least once within the atmosphere. In this study, we choose to denoise direct and diffuse irradiance independently, since these components present distinct noise patterns. Additionally, we focus on the irradiance beneath shallow cumulus clouds, which are common over large parts of the world (Berg et al., 2011), are strongly coupled to the earth’s surface and produce complex spatial irradiance patterns (Burleyson et al., 2015; Gristey et al., 2020b; Z. He et al., 2024).

In section 2, we introduce the methodology regarding generation of training data, network architecture and model training. Section 3 presents the results, discussing the sampling budget trade-off and impact of auxiliary variables. In section 4, we summarize the main conclusions and discuss their implications.

2 Methods

2.1 Generation of Training Data

We generated a dataset using 22 shallow cumulus cloud fields, 10 from the simulations of Veerman et al. (2022, 5 each from their `rt` and `2s` experiments) and 12 from additional simulations based on a subset of the cumulus days selected by Tjihuis et al. (2024, 4 each from 25 Mar 2014, 31 Jul 2015, 03 May 2016, 04 May 2016). These days were selected such that they span a wide range of cloud covers and cloud base heights. All simulations are performed with the MicroHH large-eddy simulation code (Van Heerwaarden et al., 2017),

with a horizontally periodic domain of $38.4 \times 38.4 \text{ km}^2$ and a horizontal grid spacing of 50 m, although the cloud fields are subsequently coarsened to 100 m resolution by averaging adjacent grid cells, which reduces the computational costs of the ray tracing computations. The vertical extent of the domain is 4 km with a grid spacing of 20 m in the simulations from Veerman et al. (2022) and 6.4 km with a grid spacing of 25 m in the simulations based on Tjihuis et al. (2024). For each cloud field, we sampled 10 combinations of solar zenith and azimuth angles. We used a maximum zenith angle of 80° : ray tracing costs increase drastically for larger zenith angles and shallow cumulus rarely co-occur with larger zenith angles (e.g., Gristey et al., 2020b). Broadband solar radiative fluxes are computed with the Monte Carlo ray tracer presented in Veerman et al. (2022), using the set of 112 short-wave quadrature points of RTE+RRTMGP (Radiative Transfer for Energetics + RRTM for General circulation models–Parallel; Pincus et al., 2019) for spectral integration.

The cloud fields, irradiance fields and azimuth angle in the dataset are subsequently rotated 90° , 180° and 270° . This form of data augmentation increases diversity of the dataset, helping to prevent overfitting. The sampling of angles and the rotation results in a final dataset consisting of 880 distinct direct and diffuse irradiance fields, which we found to be sufficiently large for the aim of this study.

We used irradiance fields with 4096 samples per pixel per spectral quadrature point (hereafter referred to as spp) as targets for training our model. Considering that the root mean squared error (RMSE) decreases approximately proportional to $\frac{1}{\sqrt{n}}$, where n is the number of samples per pixel, the RMSE of simulations using 4096 spp is only $\approx 1 \text{ W m}^{-2}$ larger compared to simulations using 16,384 spp, while requiring 4 times less computational resources. The order of magnitude of this error is smaller than the error of solar irradiance measurement devices (e.g., Lindsay et al., 2020; Mol et al., 2024). Additionally, Veerman et al. (2022) showed that beyond 32 spp, convergence of the ray tracer hardly affects the simulated behavior of the atmosphere. For these reasons, we argue that using 4096 spp for target irradiance suffices for the aim of this study.

The dataset is split up into a training (70%), validation (15%) and testing (15%) dataset. The training dataset is used to train the models, the validation dataset is used to tune hyperparameters and analyze overfitting, and the testing dataset is used to evaluate performance of the final models.

2.2 Network Architecture

We use an autoencoder architecture similar to the one presented by Chaitanya et al. (2017). The network encodes noisy input data into a compressed representation, which is consequently decoded to reconstruct a clean output (Figure 1). Information is passed between the encoder and decoder through skip connections (Figure 1), allowing for deeper learning while preventing a loss in detail (K. He et al., 2016; Mao et al., 2016). Since we do not denoise in a temporal context, we omit the recurrent connections of the network of Chaitanya et al. (2017).

Our denoising autoencoder uses 5 input fields to predict 1 output field (Figure 1). The input fields include the noisy direct and diffuse irradiance with a low sampling budget (1 - 32 spp). The noisy direct irradiance can be viewed as an auxiliary variable for the model with converged diffuse irradiance as target and vice versa. Both the input and target direct and diffuse irradiance are normalized with the cosine of the solar zenith angle, which slightly improves accuracy ($\approx 1 \text{ W m}^{-2}$ lower RMSE). The other auxiliary variables consist of the solar zenith angle, solar azimuth angle, and the natural logarithm of the vertically summed liquid water path (LWP). To avoid the undefined logarithm of zero, we add a constant ($\epsilon = 1$) to the LWP before computing the logarithm. The inputs and targets are subsequently normalized with their mean and standard deviation.

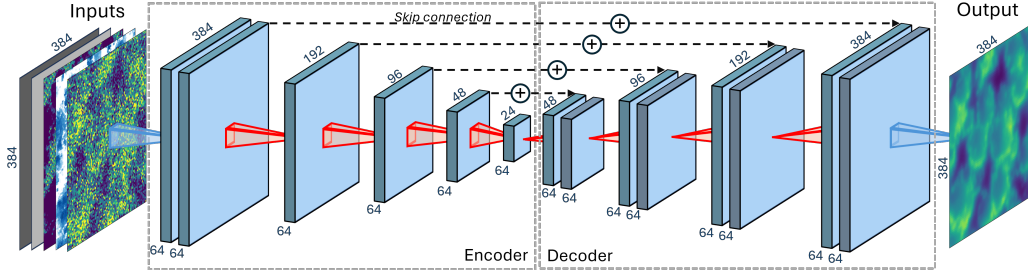


Figure 1. Schematic overview of our autoencoder architecture. The input consists of the solar zenith and azimuth angle (both uniform), noisy direct and diffuse irradiance, and the liquid water path. The output in this example is an approximation of the converged diffuse irradiance field. The red filters visualize pooling in the encoder and upsampling in the decoder, both using a filter size of 2×2 . The blue filters visualize convolutions in the outer layers. The hidden layers also perform convolutions, for which dimensions of resulting feature maps are shown. Note that the shown filters are not to scale, and example input and output fields are zoomed-in. Spatial dimensions of the input, output and hidden layers during training are shown, while the trained model can be applied to domains with different dimensions. Design is based on Chaitanya et al. (2017).

In the encoder, we use max pooling with a stride and kernel size of 2. The first encoder stage uses two convolutional layers, while the other encoder stages only apply one convolution (Figure 1). In the decoder, we use upsampling layers with 2×2 nearest neighbor filtering. The skip connections add the feature maps of the encoder element-wise to the upsampled feature maps of the decoder, using leaky rectified linear unit (Leaky ReLU) activation (Maas et al., 2013) with $\alpha = 0.05$. After adding the skip connections, each decoder stage applies two sets of convolution. The last decoder stage uses an extra convolutional layer to obtain the final output.

The convolutional layers use a kernel size of 3 and leaky ReLU activation ($\alpha = 0.05$). To preserve spatial dimensions in the convolutional layers we use circular padding, which is consistent with our periodic cloud and irradiance fields. Each hidden convolutional layer generates the same number of feature maps (Figure 1). While Chaitanya et al. (2017) increase the number of channels for layers with smaller spatial dimensions, we found that this did not significantly improve accuracy for our denoising problem.

Our autoencoder uses residual learning, which means that the network is trained to predict the noise of the original input (e.g., Zhang et al., 2017; Mao et al., 2016). This noise is consequently subtracted from the original input to obtain a clean output. To avoid the model predicting negative irradiance values, we add a manual activation function before the final output layer. This function disallows values below the normalized target value for zero irradiance: $\max(-\frac{\bar{y}}{\sigma_y}, x)$, where \bar{y} and σ_y are the mean and standard deviation of the target irradiance and x is the model prediction of the last convolutional layer.

For an optimum balance between accuracy and training feasibility, we use 4 pooling layers and 64 channels in the hidden layers (Figure 1). Further increasing the number of pooling layers or channels improves performance only marginally, at the expense of increasing training costs. This autoencoder architecture has a receptive field of 128×128 pixels, meaning that each output pixel processes and responds to this specific region of the input. The architecture results in 483,585 trainable parameters with a total size of 1.9 MB. The autoencoder allocates 290 MB peak memory to denoise a field with 384×384 pixels.

2.3 Network Training

Our networks are trained for 250 epochs, using the Adam optimizer (Kingma & Ba, 2017) and an initial learning rate of $7 \cdot 10^{-4}$, multiplied with a factor of 0.7 after each 25th epoch. We train the models using the entire domains of 384×384 pixels in the training dataset. The fully convolutional nature of the network allows the trained network to be applied to inputs with different dimensions, although the way we set up the skip connections restricts the input spatial dimensions to multiples of 16 (i.e. $4 \times$ number of pooling layers). The order of the training data is randomized each epoch and processed in batches of 8.

As loss function, we used the Mean Squared Error (MSE) plus a bias term to improve energy conservation:

$$Loss = MSE + \alpha \cdot SME. \quad (1)$$

Here, SME is the Squared Mean Error and α is a parameter that determines the importance of this term relative to the MSE. This approach is based on Beucler et al. (2019), who showed the effectiveness of penalizing a neural network for violating physical constraints with the loss function. We use $\alpha = 5$ to train our networks, which we found to improve mean irradiance conservation without compensating in RMSE. Separate networks have to be trained for each sampling budget, because noise levels are different. For example, applying the autoencoder trained on 4 spp to noise of 1 or 16 spp leads to more than a doubling of the RMSE compared to autoencoders trained specifically on 1 or 16 spp.

2.4 Evaluation Methods

In addition to the Root Mean Squared Error (RMSE) and Mean Absolute Error (MAE), we use the Structural Similarity Index Measure (SSIM) to evaluate the accuracy of our algorithms. The SSIM is calculated based on local averages, local standard deviations and local covariance between predictions and targets (Wang et al., 2004). To assess bias, we use the Mean Error (ME). We evaluate the runtimes of the autoencoder and ray tracer using a NVIDIA H100 Graphical Processing Unit (GPU). In this study, we focus on the runtime of the radiative transfer scheme only, without considering calculations of optical properties.

Besides comparing the denoised predictions to the target of 4096 spp, we also compare the predictions to a reference of 128 spp. Albeit being hardly noise free, the level of convergence reached with 128 spp is currently deemed appropriate, in terms of accuracy and computational costs, for large-eddy simulations with coupled ray tracing (e.g., Veerman et al., 2022; Tijhuis et al., 2024). We compute the performance metrics of both the denoising approach and the 128 spp reference with respect to the 4096 spp target.

3 Results

3.1 Visualizing Denoising Performance

Figure 2 illustrates the performance of the denoising algorithms for an example shallow cumulus cloud field. When ray tracing with only 1 spp, large-scale patterns in the global horizontal irradiance (GHI), such as cloud shadows and regions with strong cloud enhancements, are already quite well resolved. However, the GHI field still shows severe noise on smaller scales, with local errors of $O(100)$ W m^{-2} . To the eye, the denoised and target irradiance are nearly indistinguishable. The GHI is obtained by denoising direct and diffuse irradiance separately, which is more extensively discussed below.

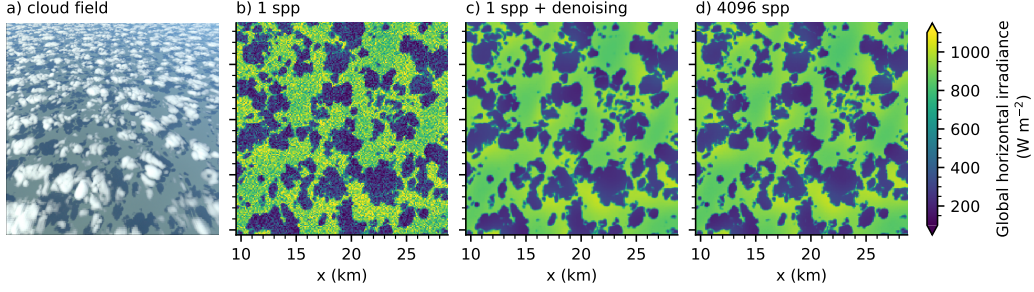


Figure 2. (a) Visualization of a shallow cumulus cloud field (rendered with the backward ray tracer described by Veerman (2023, Chapter 3)) and corresponding global horizontal irradiance (GHI): (b) input with 1 sample per pixel (spp); (c) denoised input using the autoencoder; (d) target with 4096 spp. GHI figures are zoomed-in on the middle quarter of the domain ($x = 9.6 - 28.8$ km, $y = 9.6 - 28.8$ km). Solar zenith angle = 45° , solar azimuth angle = 210° .

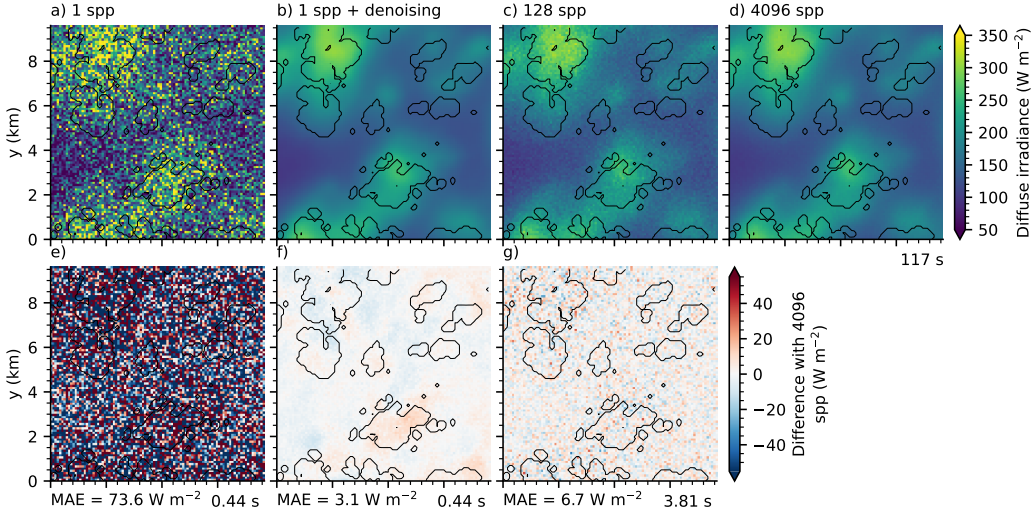


Figure 3. Diffuse irradiance field (top row) and differences compared to target (bottom row): (a,e) input with 1 sample per pixel (spp); (b,f) 1 spp input denoised with the autoencoder; (c,g) reference with 128 spp; (d) target with 4096 spp. Figure is zoomed in on a 16^{th} of the domain ($x = 0 - 9.6$ km, $y = 0 - 9.6$ km) to highlight differences. Mean Absolute Error (MAE) and runtimes (bottom right) represent the entire domain. Contours represent cloud outlines, where liquid water path (LWP) > 0 kg m^{-2} . Solar zenith angle = 36° , solar azimuth angle = 209° .

The denoising method outperforms the 128 spp reference method for diffuse radiation (Figure 3). The diffuse irradiance with 128 spp has more noise than the denoised field and double the MAE. The noise in input (1 spp) and reference (128 spp) irradiance is larger in cloud shadows than in sunlit areas (Figure 3e,g), while the remaining errors in denoised diffuse irradiance do not seem to correlate with the larger irradiance patterns (Figure 3f). Although the remaining errors are small, a possible downside of the denoising approach is the larger spatial scale of the error patterns (Figure 3f). The 1 spp + denoising method is an order of magnitude faster than the 128 spp reference, and two orders of magnitude faster

than the 4096 spp target (Figure 3, Table 1). The runtime of the denoising autoencoder (≈ 2 ms) is negligible compared to the runtime of the radiative transfer scheme.

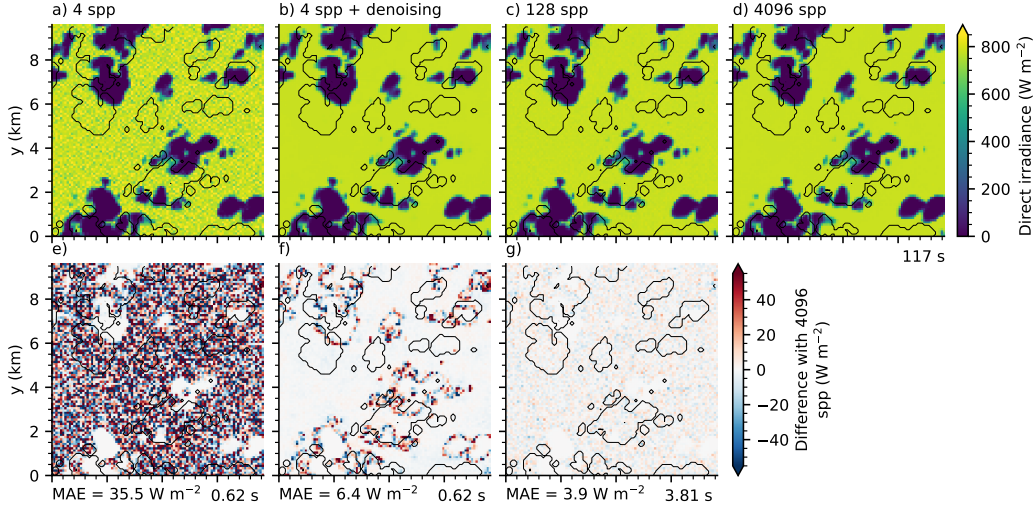


Figure 4. As Figure 3, but for direct irradiance and 4 samples per pixel.

Noise in direct irradiance is predominantly present in sunlit areas, while cloud shadows are mostly free of noise (Figure 4e,g). The denoising approach results in less noise in the sunlit areas compared to the 128 spp reference, but larger errors remain on the edges of cloud shadows (Figure 4f,g). Presumably, the denoiser is unable to project the vertically integrated liquid water path to exactly the right pixels on the surface to infer attenuated irradiance. Nevertheless, errors at the shadow edges are relatively small (≈ 0 -5%) compared to the order of magnitude of direct irradiance.

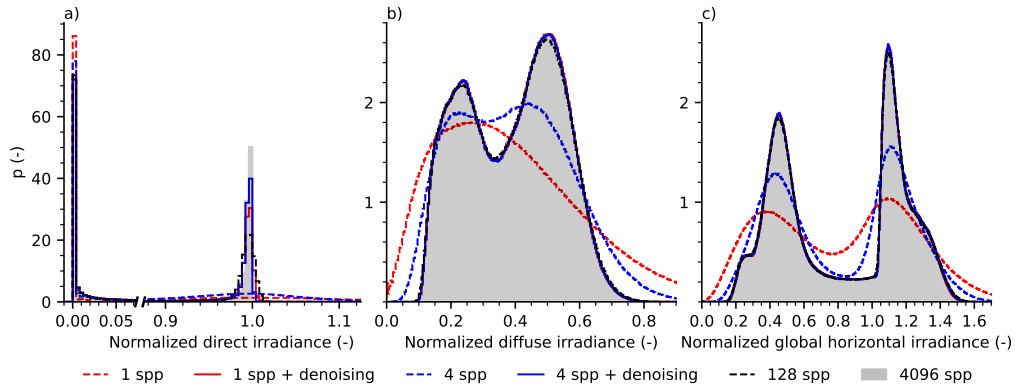


Figure 5. Probability density functions of (a) direct, (b) diffuse and (c) global horizontal irradiance for the test dataset. Direct and diffuse irradiance are normalized by clear-sky direct irradiance, global horizontal irradiance is normalized by clear-sky irradiance. spp = samples per pixel.

To quantitatively compare spatial irradiance distributions across all fields of the test dataset, we compare probability density functions (PDFs) of normalized direct, diffuse and global

horizontal irradiance for the entire test dataset (Figure 5). The PDF of direct irradiance has two distinct modes, the left peak corresponding to cloud shadows and the right peak corresponding to sunlit areas (Figure 5a). With the denoising approach, the target cloud-shadow peak is approached near exactly for both 1 and 4 spp. The target peak of the sunlit mode is more closely matched by the denoising approach than the 128 spp reference (Figure 5a). The peak is still slightly over-smoothed, caused mostly by the errors on shadow edges (Figure 4f), but much more accurate than the noisy input.

The PDF of diffuse irradiance also has two peaks (Figure 5b), where the left peak corresponds to low cloud cover and the right peak to high cloud cover. The target diffuse PDF is reproduced almost exactly by the denoising approach (Figure 5b), while the 128 spp reference underestimates both peaks slightly. The global horizontal irradiance and its corresponding PDF (Figure 5c) is obtained by adding up separately denoised direct and diffuse irradiance fields. The target GHI distribution is also approximated very closely by the denoising approach, for both 1 and 4 spp.

3.2 Denoising Efficiency Across Sampling Budgets

For diffuse irradiance, the gain in accuracy due to denoising is largest with 1 sample per pixel (Figure 6b, Table 1). The RMSE and MAE of the input decrease with 95%, while the mean bias and standard deviation of the mean error remain relatively small (Figure 6e). The RMSE of the noisy diffuse input decreases from 119 to 21 W m^{-2} when increasing the sampling budget of the ray tracer from 1 to 32 spp (following $\text{RMSE} \propto \frac{1}{\sqrt{n}}$, while the RMSE after denoising decreases only from 5.8 to 2.9 W m^{-2} . Since the errors are already relatively low, increasing the sampling budget for diffuse irradiance may not be worth the additional computational costs. Denoising diffuse irradiance from 1 spp outperforms the 128 spp reference regarding RMSE, MAE and SSIM (Figure 6e and Table 1).

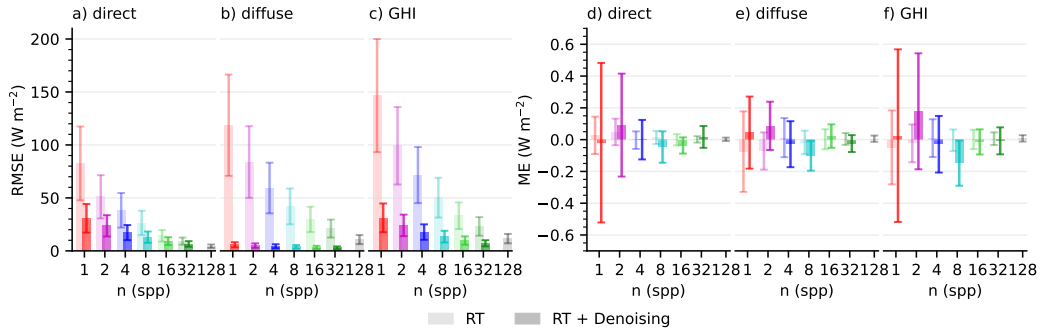


Figure 6. (a,b,c) Root Mean Squared Error (RMSE) and (d,e,f) Mean Error (ME) for direct, diffuse and global horizontal irradiance (GHI), comparing ray tracer input (RT) for different sampling budgets (n) with corresponding denoising performance (RT + Denoising). Error bars display standard deviations of the error metrics across the test dataset. spp = samples per pixel.

Also for direct irradiance, the relative benefit of the denoising approach is largest at 1 spp, decreasing the RMSE of the input with 63%. However, the absolute magnitude of the RMSE and MAE are still considerably high (Figure 6a and Table 1). Using a larger sampling budget to denoise direct irradiance decreases absolute errors, but reduces the benefits of the denoiser (Figure 6a). The RMSE and MAE of the 128 spp reference are lower than the errors of the denoising approach for all sampling budgets: in terms of accuracy, a larger sampling budget outperforms denoising for direct irradiance. Still, the high SSIM scores

for the denoising approach (Table 1) indicate that the autoencoder is able to reproduce the most relevant structural information in the direct irradiance fields.

Summing the separately denoised direct and diffuse irradiance to GHI shows that denoising from 8 samples per pixel results in similar performance compared to the 128 spp reference. Although the average RMSE of the denoising approach is 1.9 W m^{-2} higher (Figure 6c), the MAE is 1.5 W m^{-2} lower and the structural similarity is larger (Table 1).

Denoising increases the standard deviation of the mean errors for direct irradiance compared to the ray tracer input (Figure 6d), although the errors remain relatively small compared to the mean radiative fluxes. The mean errors of direct and diffuse do not necessarily cancel each other out, resulting in a somewhat larger bias in GHI (Figure 6f).

Table 1. Mean Absolute Error (MAE) and Structural Similarity Index Measure (SSIM) for direct (dir), diffuse (dif) and global horizontal irradiance (GHI) and runtime of the radiative transfer scheme, averaged over the test dataset.

	MAE (W m^{-2})			SSIM (-)			Runtime (s)
	dir	dif	GHI	dir	dif	GHI	
1 spp	54.6	93.3	115.5	0.746	0.133	0.480	0.43
1 spp + denoising	14.5	4.5	16.5	0.975	0.991	0.976	0.43
4 spp	25.8	47.0	56.7	0.858	0.329	0.678	0.65
4 spp + denoising	8.3	3.4	9.9	0.992	0.994	0.991	0.65
8 spp	17.9	33.3	39.9	0.901	0.467	0.763	0.79
8 spp + denoising	6.3	3.0	7.7	0.995	0.994	0.995	0.79
128 spp	3.0	8.4	9.2	0.996	0.911	0.971	5.02
4096 spp							160.12

The spread in RMSE is primarily explained by differences in zenith angle and cloud field characteristics. In general, the RMSE decreases with increasing zenith angle because total irradiance and hence absolute errors decrease. Lower cloud cover results in a smaller diffuse fraction, decreasing the absolute errors of diffuse irradiance. Additionally, cloud fields with larger cloud structures have a smaller fraction of pixels on the edges of cloud shadows, resulting in lower field-averaged errors for direct irradiance.

Power spectra of the solar irradiance fields further illustrate the performance of the denoiser (Figure 7a-c). Most of the energy is contained at large spatial scales ($L \geq O(1 \text{ km})$), irrespective of the sampling budget, but lowering the sampling budget increases the energy at the smallest scales. The denoising algorithm preserves the energy at large scales, while removing the energy from the smaller scales. The denoised irradiance fields even contain less energy at the smallest scales than the 4096 spp target, indicating that the denoiser does not overfit to remaining noise patterns in the target. However, there is also a risk of smoothing out small-scale irradiance fluctuations that are caused by small-scale atmospheric inhomogeneities.

The power spectra of the irradiance errors with respect to the 4096 spp target (as in Figure 3f and 4f) increase approximately uniformly over all wave numbers when the sampling budget decreases (as in Figure 7d-f). Denoising reduces the error at small spatial scales, while the error at larger scales mostly remains. The contribution of these errors at larger scales ($L \geq O(1 \text{ km})$) to the total variance is negligible, however. At small scales ($L \leq O(1 \text{ km})$), the spectral energy is reduced below the 128 spp reference for diffuse irradiance (Figure 7e), but not for direct irradiance (Figure 7d). This corroborates our earlier results, showing that denoising is more efficient for diffuse than for direct irradiance.

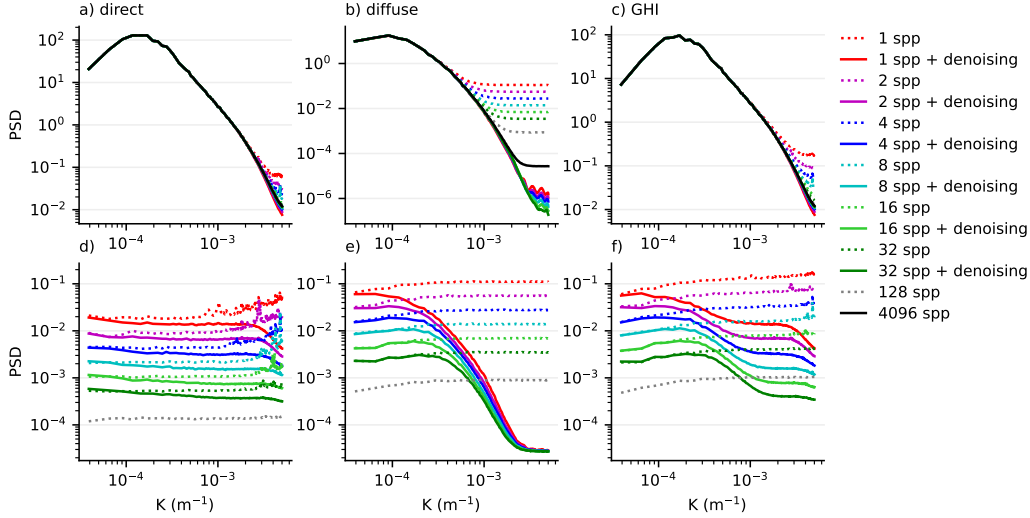


Figure 7. Radially-averaged power spectral density (PSD) of the surface irradiance fields (top row) and errors with respect to the 4096 spp target (bottom row) for (a,d) direct, (b,e) diffuse and (c,f) global horizontal irradiance (GHI). Spectra are averaged over all irradiance fields in the test data.

In theory, the runtime increases linearly with the number of samples. However, in our simulations, 128 and 4 spp are on average only 11 and 1.5 times slower than 1 spp (Table 1), because the GPU is not used optimally for low sampling budgets. For higher resolutions, larger domains, or lower-performance GPUs, the GPU will be more fully utilized for low sampling budgets, enlarging the differences in runtimes and increasing the computational benefits of the denoising approach. If the GPU is used to its full extent, the runtime does indeed increase linearly (compare 4096 to 128 spp in Table 1).

3.3 Importance of auxiliary variables

To understand the contribution of the auxiliary variables, we retrained various models with only a selection of the input features (Figure 8). Interestingly, the algorithms denoising direct irradiance do not improve when including auxiliary variables alongside the noisy direct irradiance (Figure 8a). Apparently, the noisy direct irradiance field contains sufficient information regarding locations of cloud shadows and magnitude of direct incoming radiation in sunlit areas, making additional information on cloud locations and solar angles redundant.

When using only the liquid water path (LWP) and solar angles as input and excluding noisy irradiance (hence 0 spp), the algorithm does not perform well for direct irradiance. On the other hand, predicting diffuse irradiance with only the LWP and solar angles is remarkably accurate (Figure 8b). Using this approach, there would be no need to generate noisy irradiance fields, which would greatly reduce computational costs. However, the bias of this algorithm is larger ($\overline{\text{ME}} = 0.36$, $\sigma_{\text{ME}} = 2.99 \text{ W m}^{-2}$) than for algorithms including noisy irradiance (e.g. using only 1 spp diffuse irradiance as input: $\overline{\text{ME}} = -0.09$, $\sigma_{\text{ME}} = 0.32 \text{ W m}^{-2}$). Also, the algorithm using only LWP and solar angles as input is likely highly overfitted to irradiance patterns associated with shallow cumulus clouds.

The accuracy of diffuse irradiance significantly improves when auxiliary variables are included in the input along with the noisy diffuse irradiance. For 1 and 4 spp, the RMSE more than halves when including all additional variables (Figure 8b). The contribution of auxiliary variables decreases with the sampling budget, because the initial irradiance fields

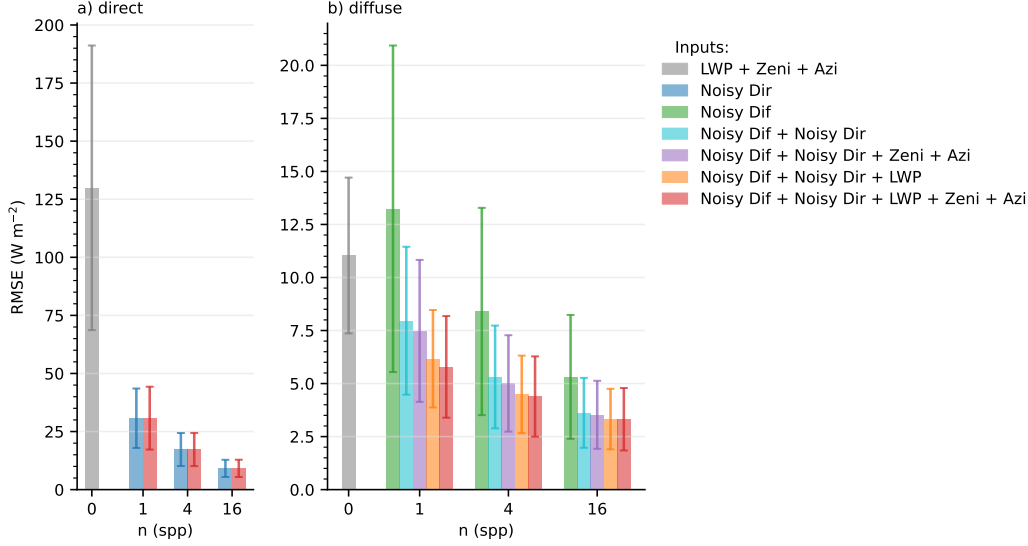


Figure 8. Root Mean Squared Error (RMSE) for (a) direct and (b) diffuse irradiance for algorithms trained on a selection of the input features. Error bars display standard deviations of the RMSE across the test dataset. Noisy Dir/Dif = direct/diffuse irradiance with low sampling budgets (see x-axis); Zeni = solar zenith angle; Azi = solar azimuth angle; LWP = Liquid Water Path; spp = samples per pixel.

hold more information. The most important auxiliary variable for the diffuse models is the noisy direct irradiance, providing information on the location of cloud shadows on the surface. The liquid water path (LWP) decreases the RMSE with an additional 2 W m^{-2} for a sampling budget of 1 spp, while the solar angles contribute only marginally to an improvement in performance, most likely because this information is already implicitly contained in the noisy direct radiation input.

4 Conclusions and Discussion

Monte Carlo ray tracing is an accurate method to compute radiative transfer, but computationally expensive because large sampling budgets are required for sufficient convergence. Here, we use a denoising autoencoder to efficiently infer well-converged surface solar irradiance fields, allowing to avoid having to run the ray tracer with large sampling budgets. We demonstrate that the denoising approach is effective limiting diffuse irradiance sampling to 1 sample per pixel (spp), which is approximately twice as accurate and an order of magnitude faster than a reference using 128 spp. Denoising of direct irradiance yields good performance in sunlit and shaded areas, while persisting errors on the edges of cloud shadows cause larger field-averaged errors compared to the 128 spp reference. Furthermore, we show that auxiliary inputs halve errors for diffuse irradiance for a sampling budget of 4 spp or less, but do not improve prediction accuracy for direct irradiance.

The remaining noise on cloud shadow edges and inability to use information from additional variables may argue for another approach regarding computation of direct irradiance. Three-dimensional effects on direct irradiance can be taken into account efficiently by using the transmission of the atmosphere along the solar path (e.g., Gabriel & Evans, 1996; Várnai & Davies, 1999; Wissmeier et al., 2013). Ray tracing would then only be required for diffuse irradiances. Further investigation is required to find out how other approaches compare to

the ray tracing + denoising approach to provide a clear path forward in computationally efficient calculation of direct irradiance.

While we find a small mean bias in the noisy irradiance fields of the test data, this bias converges to zero when averaging over more fields since Monte Carlo methods are by definition unbiased. This property should ideally be preserved after denoising, yet we find that denoising causes mean errors to drift farther from zero. Although remaining biases after denoising are still relatively small ($< 0.2 \text{ W m}^{-2}$), their implications need further attention. Possibly, the bias of the denoiser can be reduced by increasing the number of training samples or by enforcing energy conservation of irradiance more locally. Future work should test on which temporal and spatial scales biases remains, and if this remaining biases are significant enough to impose energy conservation of irradiance more strictly in future denoising algorithms.

To enable wide-scale implementation of the denoiser, its applicability should be improved by training with a wider range of horizontal resolutions and a greater diversity of cloud types. Furthermore, additional features in the input may improve denoising accuracy. For instance, the layer depth and base height of clouds can vary for an equal liquid water path, with significant impact on the spatial distribution of irradiance (Z. He et al., 2024). Other potentially relevant features that are linked to surface irradiance include the surface albedo (Villefranque et al., 2023), aerosol optical depth (Gristey et al., 2022), cloud dispersion (Gristey et al., 2020a), ice water path, and total column water vapor.

Efficient implementation of denoising techniques opens up possibilities for realistic irradiance estimates with computational costs approaching those of two-stream-based radiative transfer solvers, making online simulations with coupled ray tracing much more feasible. Online coupling would introduce a temporal dimension, from which the denoising algorithm could benefit through the use of recurrent connections (Chaitanya et al., 2017) that link hidden layers from the previous time step to hidden layers of the current time step. Additionally, applying the denoiser in a coupled context would require careful consideration of three-dimensional noise in radiative heating rates.

Open Research Section

All data and scripts, as well as the version of the radiative transfer code used for this paper, are available on Zenodo (Reeze et al., 2024)

Acknowledgments

We acknowledge funding by the Nederlandse Organisatie voor Wetenschappelijk Onderzoek (grant nos. VI.Vidi.192.068, NWO-2023.003) Simulations were carried out on the Snellius Dutch national supercomputer of SURF.

References

- Bako, S., Vogels, T., McWilliams, B., Meyer, M., Novák, J., Harvill, A., ... Rousselle, F. (2017). Kernel-predicting convolutional networks for denoising monte carlo renderings. In (Vol. 36). Association for Computing Machinery. doi: <https://doi.org/10.1145/3072959.3073708>
- Berg, L. K., Kassianov, E. I., Long, C. N., & Mills, D. L. (2011). Surface summer-time radiative forcing by shallow cumuli at the Atmospheric Radiation Measurement Southern Great Plains site. *Journal of Geophysical Research Atmospheres*, 116. doi: <https://doi.org/10.1029/2010JD014593>
- Beucler, T., Rasp, S., Pritchard, M., & Gentine, P. (2019). *Achieving conservation of energy in neural network emulators for climate modeling*. Retrieved from <https://arxiv.org/abs/1906.06622> doi: <https://doi.org/10.48550/arXiv.1906.06622>

- Buades, A., Coll, B., & Morel, J.-M. (2005). A non-local algorithm for image denoising. In *2005 IEEE computer society conference on computer vision and pattern recognition (CVPR'05)* (Vol. 2, pp. 60–65). doi: <https://doi.org/10.1109/CVPR.2005.38>
- Burleyson, C. D., Long, C. N., & Comstock, J. M. (2015). Quantifying diurnal cloud radiative effects by cloud type in the tropical western Pacific. *Journal of Applied Meteorology and Climatology*, *54*, 1297 - 1312. doi: <https://doi.org/10.1175/JAMC-D-14-0288.1>
- Cahalan, R. F., Oreopoulos, L., Marshak, A., Evans, K. F., Davis, A. B., Pincus, R., ... others (2005). The I3RC: Bringing together the most advanced radiative transfer tools for cloudy atmospheres. *Bull. Amer. Meteor. Soc.*, *86*(9), 1275–1293. doi: <https://doi.org/10.1175/BAMS-86-9-1275>
- Chaitanya, C. R. A., Kaplanyan, A. S., Schied, C., Salvi, M., Lefohn, A., Nowrouzezahrai, D., & Aila, T. (2017). Interactive reconstruction of monte carlo image sequences using a recurrent denoising autoencoder. *ACM Transactions on Graphics*, *36*. doi: <https://doi.org/10.1145/3072959.3073601>
- Chang, S. G., Yu, B., & Vetterli, M. (2000). Adaptive wavelet thresholding for image denoising and compression. *IEEE Transactions on Image Processing*, *9*, 1532-1546. doi: <https://doi.org/10.1109/83.862633>
- Dahlberg, H., Adler, D., & Newlin, J. (2019). Machine-learning denoising in feature film production. Association for Computing Machinery. doi: <https://doi.org/10.1145/3306307.3328150>
- Fan, L., Zhang, F., Fan, H., & Zhang, C. (2019). Brief review of image denoising techniques. *Visual Computing for Industry, Biomedicine, and Art*, *2*, 7. doi: <https://doi.org/10.1186/s42492-019-0016-7>
- Gabriel, P., & Evans, K. (1996). Simple radiative transfer methods for calculating domain-averaged solar fluxes in inhomogeneous clouds. *Journal of Atmospheric Sciences*, *53*(6), 858–877. doi: [https://doi.org/10.1175/1520-0469\(1996\)053%3C0858:SRTMFC%3E2.0.CO;2](https://doi.org/10.1175/1520-0469(1996)053%3C0858:SRTMFC%3E2.0.CO;2)
- Gristey, J. J., Feingold, G., Glenn, I. B., Schmidt, K. S., & Chen, H. (2020a). On the relationship between shallow cumulus cloud field properties and surface solar irradiance. *Geophysical Research Letters*, *47*, e2020GL090152. doi: <https://doi.org/10.1029/2020GL090152>
- Gristey, J. J., Feingold, G., Glenn, I. B., Schmidt, K. S., & Chen, H. (2020b). Surface solar irradiance in continental shallow cumulus fields: Observations and large-eddy simulation. *Journal of the Atmospheric Sciences*, *77*, 1065 - 1080. doi: <https://doi.org/10.1175/JAS-D-19-0261.1>
- Gristey, J. J., Feingold, G., Schmidt, K. S., & Chen, H. (2022). Influence of aerosol embedded in shallow cumulus cloud fields on the surface solar irradiance. *Journal of Geophysical Research: Atmospheres*, *127*(11), e2022JD036822. doi: <https://doi.org/10.1029/2022JD036822>
- He, K., Zhang, X., Ren, S., & Sun, J. (2016). Deep residual learning for image recognition. In *2016 IEEE conference on computer vision and pattern recognition (CVPR)* (p. 770-778). doi: <https://doi.org/10.1109/CVPR.2016.90>
- He, Z., Libois, Q., Villefranque, N., Deneke, H., Witthuhn, J., & Couvreux, F. (2024). Combining observations and simulations to investigate the small-scale variability of surface solar irradiance under continental cumulus clouds. *Atmospheric Chemistry and Physics*, *24*(19), 11391–11408. doi: <https://doi.org/10.5194/acp-24-11391-2024>
- Huo, Y., & Yoon, S. (2021). A survey on deep learning-based monte carlo denoising. *Computational Visual Media*, *7*, 169-185. doi: <https://doi.org/10.1007/s41095-021-0209-9>
- İşık, M., Mullia, K., Fisher, M., Eisenmann, J., & Gharbi, M. (2021). Interactive monte carlo denoising using affinity of neural features. *ACM Transactions on Graphics*, *40*. doi: <https://doi.org/10.1145/3450626.3459793>
- Kingma, D. P., & Ba, J. (2017). *Adam: A method for stochastic optimization*. Retrieved from <https://arxiv.org/abs/1412.6980> doi: <https://doi.org/10.48550/arXiv.1412>

.6980

- Kuznetsov, A., Kalantari, N. K., & Ramamoorthi, R. (2018). Deep adaptive sampling for low sample count rendering. *Computer Graphics Forum*, *37*, 35-44. doi: <https://doi.org/10.1111/cgf.13473>
- Lindsay, N., Libois, Q., Badosa, J., Migan-Dubois, A., & Bourdin, V. (2020). Errors in PV power modelling due to the lack of spectral and angular details of solar irradiance inputs. *Solar Energy*, *197*, 266-278. doi: <https://doi.org/10.1016/j.solener.2019.12.042>
- Maas, A. L., Hannun, A. Y., & Ng, A. Y. (2013). Rectifier nonlinearities improve neural network acoustic models. In (p. 3). Retrieved from <https://api.semanticscholar.org/CorpusID:16489696>
- Mao, X.-J., Shen, C., & Yang, Y.-B. (2016). *Image restoration using convolutional auto-encoders with symmetric skip connections*. Retrieved from <https://arxiv.org/abs/1606.08921> doi: <http://dx.doi.org/10.48550/arXiv.1606.08921>
- Mol, W., Heusinkveld, B., Mangan, M. R., Hartogensis, O., Veerman, M., & van Heerwaarden, C. (2024). Observed patterns of surface solar irradiance under cloudy and clear-sky conditions. *Quarterly Journal of the Royal Meteorological Society*, *150*, 2338-2363. doi: <https://doi.org/10.1002/qj.4712>
- Pincus, R., Mlawer, E. J., & Delamere, J. S. (2019). Balancing accuracy, efficiency, and flexibility in radiation calculations for dynamical models. *Journal of Advances in Modeling Earth Systems*, *11*(10), 3074-3089. doi: <https://doi.org/10.1029/2019MS001621>
- Reeze, M., Veerman, M. A., & van Heerwaarden, C. C. (2024). *data and code for Machine Learning-based Denoising of Surface Solar Irradiance simulated with Monte Carlo Ray Tracing [Data set]*. zenodo. doi: <https://doi.org/10.5281/zenodo.14060843>
- Rudin, L. I., Osher, S., & Fatemi, E. (1992). Nonlinear total variation based noise removal algorithms. *Physica D: Nonlinear Phenomena*, *60*, 259-268. doi: [https://doi.org/10.1016/0167-2789\(92\)90242-F](https://doi.org/10.1016/0167-2789(92)90242-F)
- Tian, C., Fei, L., Zheng, W., Xu, Y., Zuo, W., & Lin, C.-W. (2020). Deep learning on image denoising: An overview. *Neural Networks*, *131*, 251-275. doi: <https://doi.org/10.1016/j.neunet.2020.07.025>
- Tijhuis, M., van Stratum, B. J. H., & van Heerwaarden, C. C. (2024). The impact of coupled 3d shortwave radiative transfer on surface radiation and cumulus clouds over land. *Atmospheric Chemistry and Physics*, *24*(18), 10567-10582. doi: <https://doi.org/10.5194/acp-24-10567-2024>
- Tomasi, C., & Manduchi, R. (1998). Bilateral filtering for gray and color images. In (p. 839-846). doi: <https://doi.org/10.1109/ICCV.1998.710815>
- Van Heerwaarden, C. C., Van Stratum, B. J., Heus, T., Gibbs, J. A., Fedorovich, E., & Mellado, J. P. (2017). Microhh 1.0: A computational fluid dynamics code for direct numerical simulation and large-eddy simulation of atmospheric boundary layer flows. *Geoscientific Model Development*, *10*(8), 3145-3165. doi: <https://doi.org/10.5194/gmd-10-3145-2017,2017>
- Várnai, T., & Davies, R. (1999). Effects of cloud heterogeneities on shortwave radiation: Comparison of cloud-top variability and internal heterogeneity. *Journal of the atmospheric sciences*, *56*(24), 4206-4224. doi: [https://doi.org/10.1175/1520-0469\(1999\)056%3C4206:EOCHOS%3E2.0.CO;2](https://doi.org/10.1175/1520-0469(1999)056%3C4206:EOCHOS%3E2.0.CO;2)
- Veerman, M. A. (2023). *Simulating sunshine on cloudy days* (Unpublished doctoral dissertation). Wageningen University and Research.
- Veerman, M. A., van Stratum, B. J. H., & van Heerwaarden, C. C. (2022). A case study of cumulus convection over land in cloud-resolving simulations with a coupled ray tracer. *Geophysical Research Letters*, *49*, e2022GL100808. doi: <https://doi.org/10.1029/2022GL100808>
- Villefranque, N., Barker, H. W., Cole, J. N. S., & Qu, Z. (2023). A functionalized monte carlo 3D radiative transfer model: Radiative effects of clouds over reflecting surfaces. *Journal of Advances in Modeling Earth Systems*, *15*, e2023MS003674. doi: <https://doi.org/10.1029/2023MS003674>

- Villefranque, N., Fournier, R., Couvreur, F., Blanco, S., Cornet, C., Eymet, V., . . . Tregan, J.-M. (2019). A path-tracing monte carlo library for 3-D radiative transfer in highly resolved cloudy atmospheres. *Journal of Advances in Modeling Earth Systems*, *11*, 2449–2473. doi: <https://doi.org/10.1029/2018MS001602>
- Wang, Z., Bovik, A. C., Sheikh, H. R., & Simoncelli, E. P. (2004). Image quality assessment: from error visibility to structural similarity. *IEEE transactions on image processing*, *13*(4), 600–612. doi: <https://doi.org/10.1109/TIP.2003.819861>
- Wissmeier, U., Buras, R., & Mayer, B. (2013). paNTICA: A fast 3D radiative transfer scheme to calculate surface solar irradiance for NWP and LES models. *Journal of Applied Meteorology and Climatology*, *52*, 1698 - 1715. doi: <https://doi.org/10.1175/JAMC-D-12-0227.1>
- Zhang, K., Zuo, W., Chen, Y., Meng, D., & Zhang, L. (2017). Beyond a gaussian denoiser: Residual learning of deep CNN for image denoising. *IEEE Transactions on Image Processing*, *26*(7), 3142–3155. doi: <https://doi.org/10.1109/tip.2017.2662206>