

# CARMENES input catalogue of M dwarfs

## VIII. Kinematics in the solar neighbourhood

M. Cortés-Contreras<sup>1,2</sup>, J. A. Caballero<sup>2</sup>, D. Montes<sup>1</sup>, C. Cardona-Guillén<sup>3,4</sup>, V. J. S. Béjar<sup>3,4</sup>, C. Cifuentes<sup>2</sup>, H. M. Tabernero<sup>1,2</sup>, M. R. Zapatero Osorio<sup>2</sup>, P. J. Amado<sup>5</sup>, S. V. Jeffers<sup>6</sup>, M. Lafarga<sup>7,8</sup>, N. Lodieu<sup>3,4</sup>, A. Quirrenbach<sup>9</sup>, A. Reiners<sup>10</sup>, I. Ribas<sup>11,12</sup>, P. Schöfer<sup>5</sup>, A. Schweitzer<sup>13</sup>, and W. Seifert<sup>9</sup>

- <sup>1</sup> Departamento de Física de la Tierra y Astrofísica, Facultad de Ciencias Físicas, e IPARCOS-UCM (Instituto de Física de Partículas y del Cosmos de la UCM), Universidad Complutense de Madrid, 28040 Madrid, Spain, e-mail: mcortescontreras@ucm.es
- <sup>2</sup> Centro de Astrobiología (CSIC-INTA), Camino Bajo del Castillo s/n, 28691 Villanueva de la Cañada, Madrid, Spain
- <sup>3</sup> Instituto de Astrofísica de Canarias, Vía Láctea s/n, 38205 La Laguna, Tenerife, Spain
- <sup>4</sup> Departamento de Astrofísica, Universidad de La Laguna, 38206 La Laguna, Tenerife, Spain
- <sup>5</sup> Instituto de Astrofísica de Andalucía (CSIC), Glorieta de la Astronomía s/n, 18008 Granada, Spain
- <sup>6</sup> Max-Planck Institute for Solar System Research, Justus-von-Liebig-Weg 3, 37077 Göttingen, Germany
- <sup>7</sup> Department of Physics, University of Warwick, Gibbet Hill Road, Coventry CV4 7AL, United Kingdom
- <sup>8</sup> Centre for Exoplanets and Habitability, University of Warwick, Coventry, CV4 7AL, United Kingdom
- <sup>9</sup> Landessternwarte, Zentrum für Astronomie der Universität Heidelberg, Königstuhl 12, 69117 Heidelberg, Germany
- <sup>10</sup> Institut für Astrophysik und Geophysik, Georg-August-Universität Göttingen, Friedrich-Hund-Platz 1, 37077 Göttingen, Germany
- <sup>11</sup> Institut de Ciències de l'Espai (ICE, CSIC), Campus UAB, c/ de Can Magrans s/n, 08193 Cerdanyola del Vallès, Barcelona, Spain
- <sup>12</sup> Institut d'Estudis Espacials de Catalunya (IEEC), c/ Gran Capità 2–4, 08034 Barcelona, Spain
- <sup>13</sup> Hamburger Sternwarte, Gojenbergsweg 112, 21029 Hamburg, Germany

Received 19 July 2024 / Accepted 21 October 2024

### ABSTRACT

**Aims.** Our goals are to characterise the kinematic properties and to identify young and old stars among the M dwarfs of the CARMENES input catalogue.

**Methods.** We compiled the spectral types, proper motions, distances, and radial velocities for 2187 M dwarfs. We used the public code `StParKin` to derive their galactic space velocities and identify members in the different galactic populations. We also identified candidate members in young stellar kinematic groups, with ages ranging from 1 Ma to 800 Ma with `StParKin`, `LACEwing`, and `BANYAN  $\Sigma$` . We removed known close binaries and perform an analysis of kinematic, rotation, and activity indicators (rotational periods and projected velocities,  $H\alpha$ , X-rays, and UV emission) for 1546 M dwarfs. We defined five rotation-activity-colour relations satisfied by young ( $\tau \lesssim 800$  Ma) stars.

**Results.** We identified 191 young M dwarf candidates ( $\sim 12\%$ ), 113 of which are newly recognised in this work. In this young sample, there are 118 very active stars based on  $H\alpha$  emission, fast rotation, and X-ray and UV emission excess. Of them, 27 have also strong magnetic fields, 9 of which are likely younger than 50 Ma. Additionally, there are 87 potentially young stars and 99 stars with a dubious youth classification, which may increase the fraction of young stars to an astounding 24%. Only one star out of the 2187 exhibits kinematics typical of the old Galactic halo.

**Conclusions.** A combined analysis of kinematic and rotation-activity properties provides a robust method for identifying young M dwarfs from archival data. However, more observational efforts are needed to ascertain the true nature of numerous young star candidates in the field and, perhaps more importantly, to precisely quantify their age.

**Key words.** stars: kinematics and dynamics – stars: late-type – stars: low mass – Galaxy: solar neighbourhood – Galaxy: clusters and associations: general

## 1. Introduction

M dwarfs make up over two-thirds of the main sequence population in the solar neighbourhood (Henry et al. 2006; Bochanski et al. 2010; Reylé et al. 2021). Because of their abundance, they are excellent targets for broad studies of the formation and evolution processes of stellar objects at the bottom of the main sequence in the Hertzsprung-Russell diagram (Chabrier 2003, and references therein). In addition, M dwarfs are prime targets for planet surveys. Their low masses and small radii (between  $0.6$  and  $\sim 0.1 M_{\odot}$ , and  $0.6$  and  $\sim 0.1 R_{\odot}$  – Reid et al. 1995a; Schweitzer et al. 2019) represent a huge advantage with respect to solar-like stars for the detection of potentially habitable Earth-

sized planets with the radial-velocity (e.g. Mayor et al. 2009; Bonfils et al. 2013; Wright et al. 2016; Zechmeister et al. 2019; Dreizler et al. 2020; Dreizler et al. 2024) and transit (e.g. Berta-Thompson et al. 2015; Gillon et al. 2016; Dittmann et al. 2017; Luque et al. 2019; Trifonov et al. 2021) methods. The characteristics of the host M dwarfs, in terms of luminosity or flaring activity, and of the planet parameters, such as semi-major axis, bulk density, and tidal locking strongly influence the habitability of the detected planets (Scalo et al. 2007; Tarter et al. 2007). Although M dwarfs have been the subject of numerous publications that determine their astrophysical parameters (from Adams & Joy 1922 and Luyten 1922 to Reiners et al. 2022 and

Table 1: Ages of some representative stellar kinematic groups and associations.

SKG	Age [Ma]	Reference <sup>a</sup>
Taurus-Auriga	1–10	KH95, Luh04
Upper Scorpius	~ 10	PM16
Argus	~ 40	Torr08
IC 2391 Supercluster	~ 50	Barr04
$\alpha$ Persei	~ 90	Sta99
Pleiades	~ 115	Bas96
Local Association	10–300	
TW Hydrae	~ 10	Bell15
$\eta$ Chamaeleontis	10–15	Mam99, Bell15
$\beta$ Pictoris	~ 25	Mess16
Columba	~ 40	Bell15
Carina	~ 40	Bell15
Tucana-Horologium	~ 50	Bell15
AB Doradus	~ 150	Bell15
Hercules-Lyra	200–300	Eis13
Ursa Major	$\geq$ 300	Gia79, SM93
Castor	$\geq$ 300	Barr98
Hyades open cluster	600 – 830	Dou19

**Notes.** <sup>(a)</sup> Barr98: [Barrado y Navascués \(1998\)](#); Barr04: [Barrado y Navascués et al. \(2004\)](#); Bas96: [Basri et al. \(1996\)](#); Bell15: [Bell et al. \(2015\)](#); Dou19: Table 1 in [Douglas et al. \(2019\)](#) Eis13: [Eisenbeiss et al. \(2013\)](#); Gia79: [Giannuzzi \(1979\)](#); KH95: [Kenyon & Hartmann \(1995\)](#); Luh04: [Luhman \(2004\)](#); Mam99: [Mamajek et al. \(1999\)](#); Mess16: [Messina et al. \(2016\)](#); PM16: [Pecaut & Mamajek \(2016\)](#); Perr98: [Perryman et al. \(1998\)](#); SM93: [Soderblom & Mayor \(1993\)](#); Sta99: [Stauffer et al. \(1999\)](#); Torr08: [Torres et al. \(2008\)](#).

[Kirkpatrick et al. 2024](#) to offer a mix of prior and recent examples), their precise ages have not yet been determined ([Uppgren 1978](#); [Fleming et al. 1995](#); [Gizis et al. 2002](#); [Kiraga & Stepien 2007](#); [Kiman et al. 2021](#); [Popinchalk et al. 2021](#); [Engle & Guinan 2023](#)). Early M dwarfs have convective envelopes and radiative cores that become smaller and disappear altogether at spectral types of  $\sim$ M3–4 and later. The generation of magnetic flux arise from dynamo actions, which are different for stars with radiative cores and for fully convective stars (e.g. [Browning 2008](#)). The effect of this magnetic field is observed, for example, through the emission of the H $\alpha$  line at 6562.8 Å originated in the stellar chromosphere ([Hawley et al. 1996](#); [West et al. 2004](#); [Jeffers et al. 2018](#); [Schöfer et al. 2019](#)). The generation of magnetic flux is closely connected to the stellar corona, where the heated plasma is trapped and produces radiation in the X-ray domain ([Güdel 2004](#)). There is also an intimate relation of chromospheric and coronal activity with rotation ([Noyes et al. 1984](#); [Pizzolato et al. 2003](#); [Wright et al. 2011](#)), with rapid rotators showing higher levels of magnetic activity (e.g. [Stelzer et al. 2016](#)). Additionally, there is a direct relation between coronal and chromospheric emission with ultraviolet (UV) emission ([Walkowicz & Hawley 2009](#); [Stelzer et al. 2013](#); [Pineda et al. 2020](#)).

Stellar activity is well-connected with age: while very young stars exhibit strong signatures of activity (e.g. [Joy 1945](#); [Bertout et al. 1988](#); [Preibisch & Feigelson 2005](#)), this activity decays with increasing age (e.g. [Silvestri et al. 2005](#); [Mamajek & Hillenbrand 2008](#); [West et al. 2008](#); [Zhao et al. 2011](#); [Davenport et al. 2019](#)). The tight relation between activity and age provides constraints to searches for young stars (e.g. [Torres et al. 2006](#);

[Rodríguez et al. 2013](#); [Bell et al. 2015](#); [Binks et al. 2015](#)), which are typically found in streams of stars travelling together, with similar galactic spatial velocities ( $UVW$ ) and presumably sharing the same origin (e.g. [Montes et al. 2001](#); [Malo et al. 2013](#)). These streams are stellar kinematic groups (SKGs) and are relatively young (under 1 Ga). In the solar vicinity, there are over a dozen young SKGs with ages ranging from  $\sim$ 10 Ma (such as TW Hydrae) to over  $\sim$ 800 Ma in the case of the Hyades supercluster, which are believed to share age with the open cluster ([Brandt & Huang 2015a](#); see Table 1). However, their ages are not always well constrained and lists of group members are not free of older stellar contaminants ([Tabernero et al. 2012](#); [Mitschang et al. 2013](#)). In particular, the presence of low-mass star members in SKGs provides crucial knowledge on their formation and evolution. These properties, in turn, have an important influence on the evolution of the Galaxy on timescales longer than the current age of the Universe ([Laughlin et al. 1997](#)).

The identification and characterisation of new components of these SKGs are recurrent topics of research, from individual research groups (e.g. [King et al. 2003](#); [Filippazzo et al. 2015](#); [Aller et al. 2016](#)) to large projects such as the Search for Associations containing Young Stars (SACY; e.g. [Torres et al. 2006](#); [Elliott et al. 2016](#)) or the All-sky Co-moving Recovery Of Nearby Young Members (ACRONYM; [Shkolnik et al. 2017](#); [Schneider et al. 2019](#)). In parallel, some groups have focussed on developing algorithms and methodologies for identifying new members, such as [Montes et al. \(2001\)](#), [Zuckerman et al. \(2004\)](#), or [Ammler-von Eiff et al. \(2016\)](#), and for assessing membership, such as the series of papers presenting the Bayesian Analysis for Nearby Young AssociationNs (BANYAN, from [Malo et al. 2013](#) to [Gagné & Faherty 2018](#)) and LocAting Constituent mEmbers In Nearby Groups (LACEwING, [Riedel et al. 2017](#)) codes. There are also some studies devoted to characterising the local galactic structure that result in the identification of new moving groups, such as Melange-3 ([Barber et al. 2022](#)), 32 Ori ([Luhman 2022](#)), and Oceanus ([Gagné et al. 2023](#)), among others (for example, [Oh et al. 2017](#); [Kounkel et al. 2019a](#)).

We note several previous papers that focus on kinematics and youth of low- and very low-mass stars in the following. [Reiners & Basri \(2009\)](#) analysed the Li I 6708 Å line in high-resolution spectra, determined an average kinematic age of a sample of M7–8.5 dwarfs at 3.1 Ga, and also found and dated some young brown dwarfs. [Shkolnik et al. \(2012\)](#) studied a sample of K7–L0 dwarfs younger than 300 Ma and suggested memberships in different stellar kinematic groups for each component. [Shkolnik et al. \(2017\)](#) confirmed K7–M9 members of  $\beta$  Pictoris moving group and photometrically identified new candidate members. In addition, [Schneider et al. \(2019\)](#) confirmed new young K5–M5.5 moving-group members based on kinematics and age diagnostics, such as the H $\alpha$  and Li I equivalent widths, X-ray and UV fluxes, and colour-magnitude diagram positions.

Using their kinematics, stars can also be assigned to the different galactic stellar populations, which are characterised by different scale heights:  $\sim$ 100 pc for the young disc ([Ng et al. 1997](#)),  $\sim$ 200 pc for the thin disc ([Cabrera-Lavers et al. 2007](#)), 800–1050 pc for the thick disc ([Buser et al. 1999](#); [Cabrera-Lavers et al. 2007](#)), and 2.7–3.2 kpc for the halo ([Sandage 1987](#); [Layden 1995](#)). Additionally, [Leggett \(1992\)](#) delimited the region where young stars lie within the thin disc of the Galaxy. In a similar manner, stars belonging to each population can be identified, since their galactocentric velocities show distinguishable velocity dispersions (see [Bensby et al. 2003, 2005](#)). In addition, the metallicity content varies from low heavy element and iron abundances in thick-disc and halo stars to near solar composition

in thin-disc stars (Gilmore & Wyse 1985). This opened the door to chemical tagging (De Silva et al. 2007; Hawkins et al. 2015; Marino et al. 2019). The assignment to a population thus implies a rough age estimation, with thin-disc stars being younger than  $\sim 8$  Ga (Fuhrmann 1998) and halo stars being as old as the age of the Galaxy ( $\sim 13$  Ga; Cayrel et al. 2001).

This is the eighth paper of the series of publications on the CARMENES (Calar Alto high-Resolution search for M dwarfs with Exoearths with Near-infrared and optical Echelle Spectrographs) input catalogue of M dwarfs, aimed at identifying young and old stars in the database based on their activity, rotation, and kinematics, as well as providing a robust observational methodology for carrying out such a task in the M-dwarf regime. The dual-channel CARMENES spectrograph<sup>1</sup>, which started operating in early 2016, is dedicated to the detection and characterisation of Earth-like planets in the habitable zone of low-mass stars in the solar vicinity with precise radial velocities (Quirrenbach et al. 2014, 2020). So far, CARMENES has targeted slightly over 400 of the nearest, brightest, M dwarfs observable from southern Spain and discovered more than 70 exoplanets only as part of the guaranteed time observations (see Ribas et al. 2023).

The paper is structured as follows. In Sect. 2 we present the sample coordinates, distances, proper motions, radial velocities, and activity-related properties (X-rays, UV, and H $\alpha$  emission, and rotational period and velocity). In Sect. 3 we describe the procedure followed for the kinematic analysis and define the activity-spectral type relations. In Sect. 4, we present and discuss the results. In Sect. 5 we provide a summary of the work.

## 2. Data

### 2.1. Sample, spectral types, and coordinates

Our initial sample was “Carmencita” (CARMENES Cool dwarf Information and daTa Archive – Caballero et al. 2013, 2016; Quirrenbach et al. 2015; Alonso-Floriano et al. 2015b), the input catalogue of nearby, bright M dwarfs from which the targets for radial-velocity monitoring by the CARMENES exoplanet survey were selected.

Our initial sample was taken from Carmencita, the input catalogue of nearby, bright M dwarfs from which the targets for radial-velocity monitoring by the CARMENES exoplanet survey were selected (Caballero et al. 2013, 2016; Quirrenbach et al. 2015; Alonso-Floriano et al. 2015b). CARMENES data have also been devoted to the characterisation of M dwarfs through the extensive analyses carried out to study stellar (Schweitzer et al. 2019; Cifuentes et al. 2020; Bello-García et al. 2023) and atmospheric (Passegger et al. 2020; Marfil et al. 2021) parameter determination, abundances (Abia et al. 2020; Shan et al. 2021; Tabernero et al. 2024), rotation (Díez Alonso et al. 2019; Fuhrmeister et al. 2019; Shan et al. 2024), and activity (e.g. Schöfer et al. 2019, 2022; Lafarga et al. 2020; Fuhrmeister et al. 2023). Further investigations on star-planet interaction, occurrence rates of exoplanets around M dwarfs, multiplicity, and magnetic fields (amongst other properties) are also underway.

During the last decade, we have carefully characterised over 2000 M dwarfs in the CARMENES input catalogue with low- and high-resolution spectroscopic (Alonso-Floriano et al. 2015b; Jeffers et al. 2018; Perdelwitz et al. 2021), imaging (Cortés-Contreras et al. 2017), photometric (Díez Alonso et al. 2019; Cifuentes et al. 2020), and astrometric (this work) surveys. Since the CARMENES survey is on-going, Carmencita is in constant

evolution. At the time of starting this study (March 2023), it contained dozens of stellar parameters for 2218 late-type dwarfs; all of them are in the spectral type range from M0 to M9, except for 3 K7 dwarfs and 1 K5 dwarf. Half of these spectral types come from Hawley et al. (1996), followed by the determinations by Lépine et al. (2013) and Alonso-Floriano et al. (2015b) with near one-fifth each; the remaining  $\sim 9\%$  of spectral types were recovered from various sources. The distribution of spectral types, shown in the left panel of Fig. 1, ranges from K5 V to M9.0 V, with a peak at M3.5 V. However, most of the Carmencita stars have spectral types M4.5 V or earlier because CARMENES is capable of measuring precise radial velocities only on targets brighter than  $J = 10.5$  mag.

By construction, all Carmencita stars have an entry in the 2MASS catalogue (Two Micron All Sky Survey, Skrutskie et al. 2006). However, we used right ascension and declination from the third data release (DR3) of *Gaia* (Gaia Collaboration et al. 2016, 2023). Their declinations are above  $-23$  deg (observable from Calar Alto with airmasses lower than 2.0), except for AU Mic and its companion AT Mic AB (Caballero 2009; Cale et al. 2021). The sky distribution of the whole sample is shown in Fig. 2. We present in Table B.1 the 2218 stars of the Carmencita catalogue. In the first seven columns, we provide their CARMENES identifier (“Karmn” – Quirrenbach et al. 2015; Alonso-Floriano et al. 2015b), common or discovery name, *Gaia* DR3 source designation, spectral type with its reference, and equatorial coordinates.

Finally, we emphasise that the criteria for inclusion of a star in Carmencita are just spectral type, *J*-band magnitude, and declination. Besides, the M dwarfs eventually monitored by CARMENES are just the brightest ones for their spectral type with just one additional selection criterion: no companions at  $\rho \lesssim 5$  arcsec (Cortés-Contreras et al. 2017; Reiners et al. 2018). As a result, there is no bias in our sample based on rotational velocity, metallicity, or distance; although there may remain a Malmquist bias towards younger, intrinsically brighter stars.

### 2.2. Distances

Distances for 2189 K and M dwarfs in Carmencita, representing 98.7% of the sample, come from trigonometric parallax determinations, mainly from *Gaia* DR3. If not available in *Gaia* DR3, we took parallaxes from *Gaia* DR2 (Gaia Collaboration et al. 2018) or other sources instead. There are nine close binaries in triple systems for which *Gaia* DR3 does not provide astrometric solutions; we used the solutions from the primary component instead. Another two stars belong to the Taurus-Auriga association, for which we adopted the distance to the dark cloud Lynds 1495 from Galli et al. (2018). The remaining 27 stars (1.3%) have spectrophotometric distances derived as by Cortés-Contreras et al. (2017), eleven of which should be considered as a lower limit due to the presence of a companion at less than 5 arcsec that could contaminate the photometry used for the calculations. Close binaries in Carmencita were either identified by us (Cortés-Contreras et al. 2017; Jeffers et al. 2018; Baroch et al. 2018, 2021) or by other authors (e.g. Janson et al. 2012, 2014; Jódar et al. 2013; Bowler et al. 2015). An extensive analysis of multiplicity in Carmencita will be published in Cifuentes et al. (submitted). The full list of distance references and the corresponding number of stars are listed in the top part of Table A.1.

We provide compiled and estimated distances, with errors and references, for all the 2218 Carmencita stars in columns 11 and 12 of Table B.1. The middle panel in Fig. 1 shows the distribution of distances in the sample. They range from

<sup>1</sup> <http://carmenes.caha.es>



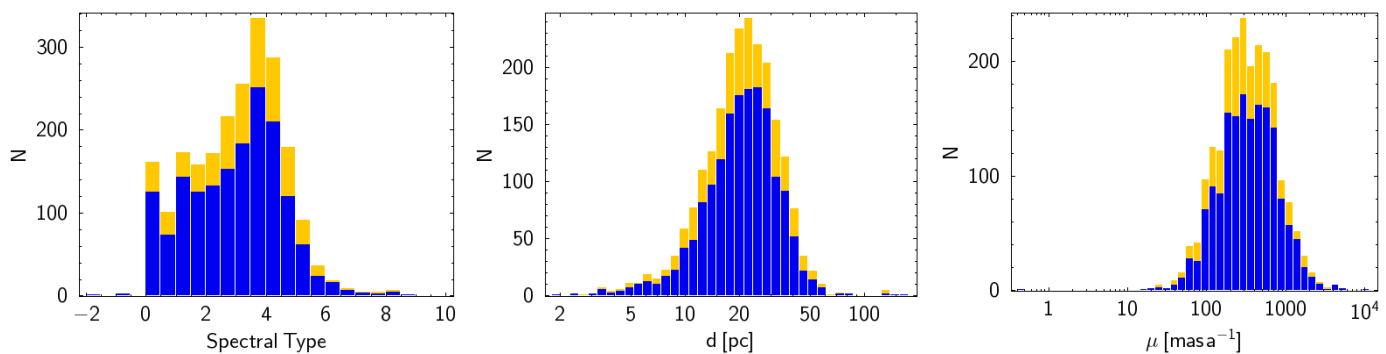


Fig. 1: Spectral type (*left*), distance (*middle*), and total proper motion (*right*) distributions of stars in the Carmencita catalogue. K5 and K7 V stars are represented with  $-2$  and  $-1$ , respectively, and M0.0 to M9.0 V stars with numbers from 0.0 to 9.0. In the three panels, blue bars correspond to the stars with radial velocities for which we perform the kinematic and youth analysis, and yellow bars to the remaining Carmencita stars with known stellar companions at less than 5 arcsec.

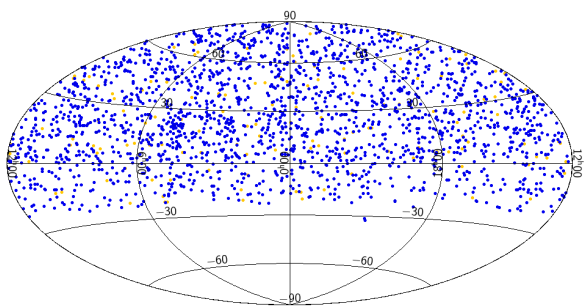


Fig. 2: Sky distribution in Aitoff projection of stars in the Carmencita sample. Same colour legend as in Fig. 1.

1.8 pc (Barnard’s Star / J17578+046) to 166.1 pc (Haro 6–36 / J04433+296). The median distance is 21.3 pc and almost the entire catalogue (99%) lies within 55 pc from the Sun. There are seven M dwarfs farther than 100 pc, all of which are young and overluminous (Cifuentes et al. 2020): five in Taurus-Auriga (XEST 16–045 / J04206+272, FW Tau / J04294+262, V927 Tau / J04313+241, Haro 6–36 / J04433+296, and PM J04393+3331 / J04393+335), one in Upper Scorpius (K2–33 / J16102–193) and the very young star StKM 1–1155 / J14259+142, which was classified as a rejected  $\beta$  Pictoris candidate member by Lee et al. (2024).

### 2.3. Proper motions

*Gaia* DR3 (Gaia Collaboration et al. 2023) – and when data were lacking, then DR2 – supplied 95.5% of the proper motions gathered in Carmencita. For the remaining stars, we compiled proper motions mainly from the PPMXL Catalog (Roesser et al. 2010), the new reduction of *Hipparcos* (van Leeuwen 2007), or our own measurements. In particular, we improved the proper motion determination of 22 stars, some of them with PPMXL uncertainties greater than  $10 \text{ mas a}^{-1}$ , with the methodology of Caballero (2010). We used the Aladin sky atlas (Bonnarel et al. 2000; Boch & Fernique 2014) and the astrophotometric catalogues *Gaia*, US Naval Observatory catalogue USNO-A2.0 (Monet & et al. 1998), Guide Star Catalog GSC2.3 (Morrison et al. 2001), 2MASS, Carlsberg Meridian Catalog CMC14/15 (Evans et al. 2002), Sloan Digital Sky Survey SDSS DR9 (Ahn et al. 2012),

All-sky Wide-field Infrared Survey Explorer ALLWISE catalogue (Cutri et al. 2014), and (when available) Astrographic Catalogue AC2000.0 (Urban et al. 1998). For the 22 stars, the typical time baseline between the first and last epoch was of about 60 a and the resulting proper motion errors we computed never exceeded  $1.1 \text{ mas a}^{-1}$  in each component.

The references for the adopted proper motions in Carmencita and corresponding number of stars are listed in the middle part of Table A.1. The right panel in Fig. 1 shows the total proper motion distribution of the catalogue. The two stars at the edges of the distribution are Barnard’s Star / J17578+046, with a total proper motion of  $10\,400 \text{ mas a}^{-1}$ , and HD 168442 / J18198–019, which is moving towards the Sun with a proper motion of  $0.43 \text{ mas a}^{-1}$  (Bailer-Jones et al. 2018). The median motion of all stars is  $326 \text{ mas a}^{-1}$ . Columns 8–10 in Table B.1 display the proper motions of the Carmencita stars, with errors and references.

### 2.4. Radial velocities

In Carmencita, there are 2187 (98.6%) stars with radial velocities measured in the literature. They were compiled using the CDS X-Match service<sup>2</sup> (Pineau et al. 2011) and the Tool for Operations on Catalogues And Tables (Topcat; Taylor 2005) or that we computed on CARMENES, FEROS (Fiber-fed Extended Range Optical Spectrograph), CAFE (Calar Alto Fiber-fed Echelle spectrograph), or HRS (High Resolution Spectrograph) high resolution spectra (e.g. Jeffers et al. 2018; Lafarga et al. 2020). In this work, we provide a new radial velocity measurement for J19255+096 from CARMENES spectra (Ribas et al. 2023) computed via a cross-correlation function, as done by Lafarga et al. (2020). The references and number of stars of each of them are listed in the bottom part of Table A.1.

For consistency, we took the mean absolute radial velocities from Lafarga et al. (2020), which were not corrected for gravitational redshift or convective blueshift. Reid et al. (1995a) and Gizis et al. (2002) did not provide radial velocity uncertainties in some cases. We assigned them the typical accuracy of their catalogues:  $15 \text{ km s}^{-1}$  and  $1 \text{ km s}^{-1}$ , respectively. For radial velocities of Ding et al. (2022), we included the  $5.0 \text{ km s}^{-1}$  uncertainty of the pipeline as described by Xiang et al. (2015). Errors in the radial velocities of Soubiran et al. (2018) were computed from the quadratic sum of the radial velocity uncertainty and the

<sup>2</sup> <http://cdsxmatch.u-strasbg.fr/>

standard deviation. Adopted radial velocities, together with their references, are shown in columns 2-4 in Table B.2.

Of the 2187 stars with radial velocities, there are 606 with a known close physically related companion at less than 5 arcsec that could compromise their activity, astrometric, and photometric parameters (e.g. X-rays, proper motions, and GALEX and WISE photometry; see more details below), in addition to their kinematics. The identification of these 606 close companions is the result of a detailed analysis of multiplicity in the Carmencita sample described by Cifuentes et al. (submitted). They identified the companions in different manners: (i) a search for common proper motion and parallax pairs in *Gaia* DR3; (ii) a selection of *Gaia* DR3 multiplicity indicators (e.g. RUWE, e\_RV, duplicated\_source, non\_single\_star, phot\_variable\_flag); (iii) a star-by-star analysis of stars in the Washington Double Star catalogue (Mason et al. 2001); and (iv) a complementary literature search for spectroscopic binaries and very close systems not resolved by *Gaia* (but with adaptive optics or speckle imaging).

As for the radial velocities, there are only 17 spectroscopic multiple systems with determinations of the barycentric radial velocity of the system ( $\gamma$ ) by Baroch et al. (2018, 2021). Except for one (LP 427-16 / J09140+196), they all have well determined orbital periods and, thus, their radial-velocity measurements take into account the presence of the close companion. Another 429 close binary stars have radial velocities provided by *Gaia* and Halbwegs et al. (2018) that correspond to the mean values of the set of observations, and their errors correspond to the standard deviations. These radial velocities would equal the systemic velocity only in the case of systems with orbital periods shorter than the *Gaia* DR3 time coverage or with orbital periods that are long enough not to show radial velocity variations during the period of observations. Therefore, we cannot assume that the given radial velocities are in all 429 cases the systemic velocities. The remaining 160 stars with close companions have radial velocities provided by other articles and correspond in most cases to single-epoch values. We calculated galactocentric velocities and their membership in the different galactic populations for the whole sample, but this attribution should be taken with caution in the case of the 606 stars with companions at  $\rho < 5$  arcsec. For the kinematics-activity-rotation analysis, we discarded them and kept the remaining 1581 (2187-606) stars.

## 2.5. Rotation and activity indicators

To account for the rotation and activity level of the 1581 input stars under study, we gathered the following measurements: rotational periods ( $P$ ), projected rotational velocities ( $v \sin i$ ), X-ray emission (quantified by the  $L_X/L_J$  quotient), and near-ultraviolet (NUV) and near-infrared (NIR) colours from Galaxy Evolution Explorer (GALEX, Bianchi et al. 2011) and 2MASS ( $NUV - J$ ), as well as  $H\alpha$  pseudo-equivalent widths (pEW( $H\alpha$ )). In most cases, we compiled these parameters from the literature with the Tool for OPERations on Catalogues And Tables (Topcat; Taylor 2005), the SIMBAD astronomical database (Wenger et al. 2000), and the VizieR catalogue access tool (Ochsenbein et al. 2000). We also included our own measurements obtained from internal data and published in a number of articles (e.g. Alonso-Floriano et al. 2015b; Jeffers et al. 2018; Shan et al. 2024). The adopted values and their references are displayed in Table B.3. In Table 2, we summarise the number of stars among the 1581 for which we compiled kinematics-rotation-activity measurements. To better illustrate these values, we represent in Fig. 3 a grid heat map of the parameter availability per star. We provide more details

Table 2: Number of input stars with available measurements of rotation and activity indicators and no known companions at  $\rho < 5$  arcsec.

Parameter	Units	$N$
$v_r$	km s <sup>-1</sup>	1581
$P$	d	511
$v \sin i$	km s <sup>-1</sup>	626
$\log L_X/L_J$	dex	361
$NUV - J$	mag	566
pEW( $H\alpha$ )	Å	1389

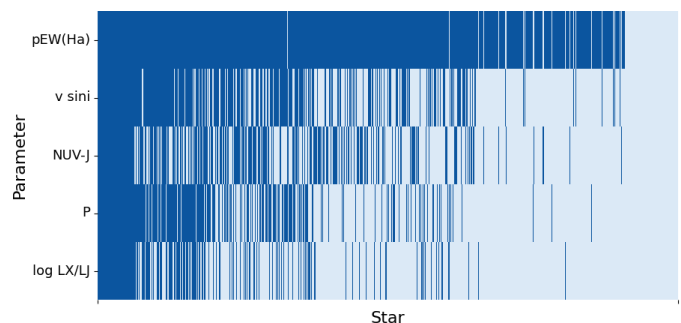


Fig. 3: Grid heat map of stars with (dark blue) or without (light blue) activity indicators in Table 2. They are sorted by the number of compiled parameters per star.

on the compilation or measurement of each parameter below. In Table A.2, we list the references used for the data compilation.

### 2.5.1. Rotational periods

We compiled  $P$  from a number of references in the literature and included also some values measured by the CARMENES Consortium (Díez Alonso et al. 2019; Shan et al. 2024), mostly with small ground telescopes and the Transiting Exoplanet Survey Satellite (TESS; Ricker et al. 2015). Additionally, we used the *Kepler* K2 mission (Howell et al. 2014) and, again, TESS to measure rotational periods and complement the list of those gathered from the literature. We took the photometry collected over TESS cycles 1 and 2, spanning from July 2018 to July 2020, along a total of 26 sectors, extending over  $\sim 27.4$  d each. We studied a total of 316 stars with assigned TESS input catalogue (TIC) identifier and with 2 min-cadence photometry available that corresponded to one or more sectors. As for K2, a total of 28 stars were observed, 25 of them in one single campaign and three in two different ones, each spanning a total of 80 d. Both the TESS 2 min-cadence and K2 light curves were downloaded from the Mikulski Archive for Space Telescopes portal<sup>3</sup>.

For all stars with TESS photometry, we first used the pre-search data conditioning single aperture photometry (PDCSAP) flux time series, which have had their instrumental effects corrected in the single-aperture photometry (SAP)-only light curve. For the stars with light curves in several TESS sectors, we stitched them without any prior normalisation. However, for both TESS and K2 stars, we separated the light curves into chunks; namely, a series of continuous observations with a separation

<sup>3</sup> <https://mast.stsci.edu/portal/Mashup/Clients/Mast/Portal.html>

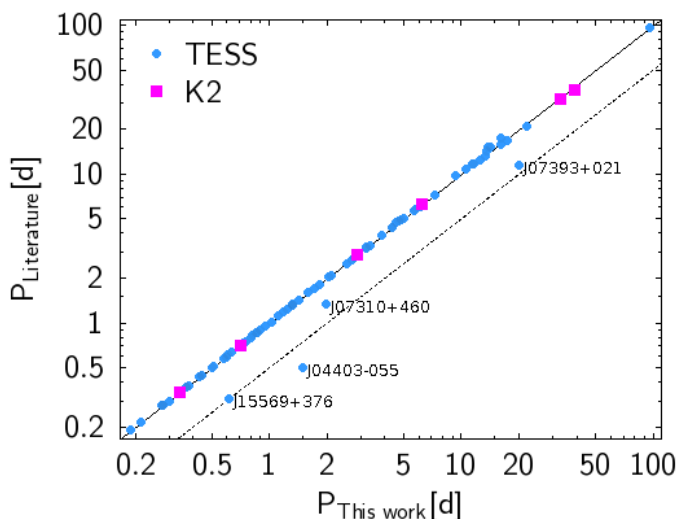


Fig. 4: Comparison of 84 rotational periods from the literature and measured in this work from TESS (blue circles) and K2 (magenta squares) light curves. Solid and dashed black lines mark the 1:1 and 1:2 relations, respectively. Four outliers are labelled.

of less than one day between any two adjacent points as [Shan et al. \(2024\)](#). We then computed the generalised Lomb-Scargle (GLS) periodograms ([Zechmeister & Kürster 2009](#)). Afterwards, we folded the light curves with the periods corresponding to the most significant periodogram peaks and adopted them as the actual rotation periods of the stars if they passed a positive visual inspection. For stars for which we could not identify a significant rotational period using the GLS periodogram alone, we used the SAP flux time series instead. For stars with several chunks, we calculated and corrected the offset between the different chunks, corrected them for each phase, unfolded the light curve, and calculated a new period value from the periodogram. We iterated this process until the value of the period converged. Finally, we got 137 rotational periods from TESS (116) and K2 (21) light curves. We estimated associated errors of 10% of the rotational periods, in line with the associated errors discussed in detail by [Shan et al. \(2024\)](#). For a few stars in only one TESS sector, we were able to determine with a high level of confidence rotational periods as long as 14.7 d, which is about half the time span. For stars in more than one TESS sector, we determined periods of up to 26.8 d and of up to 39.2 d from the K2 data.

Of the 137 stars with period determined by us, 53 are new and 84 had previous measurements in the literature. After an investigation of the separation and magnitude difference in the *G*-band of all *Gaia* DR3 sources within 20 arcsec to our targets, we discarded one of the new periods. Given the large TESS pixel size, the period of 3.15 d initially assigned to BD+45 784 / J03332+462 (M0.0 V) actually corresponds to the K2 V primary star HD 21845, which is located at 9.6 arcsec and is 2.5 mag brighter to our target.

The comparison of previous and measured periods is shown in Fig. 4. There are four stars with periods that significantly differ from the literature value. For 1RXS J073101.9+460030 / J07310+460 and RX J1556.9+3738 / J15569+376, we report periods that are nearly twice those published by [Hartman et al. \(2011\)](#), and nearly three times the one published by [Skrzypinski \(2021\)](#) for LP 655–48 / J04403–055. The fourth period that does not match ours is for BD+02 1729 / J07393+021, which was extensively studied by [Shan et al. \(2024\)](#) with SuperWASP data.

Of the 84 stars with previous measurements in the literature, we kept the values of [Díez Alonso et al. \(2019\)](#) or [Shan et al. \(2024\)](#) in 44 cases, and replaced them by ours in the remaining 40 cases. The resulting 92 (52+40) periods provided by us are marked as ‘this work’ in Table B.3.

### 2.5.2. Projected rotational velocities

We drew the  $v \sin i$  values from the literature and included measurements by the CARMENES Consortium (e.g. [Jeffers et al. 2018](#); [Reiners et al. 2018, 2022](#)). In Table B.3, we indicate whether  $v \sin i$  is an upper limit (defined by the spectral resolution of the spectrograph) or a proper value. Uncertainties are not always available. The 10% of the stars with the largest velocities have  $v \sin i > 20 \text{ km s}^{-1}$ , while more than half are very slow rotators ( $v \sin i \leq 3.0 \text{ km s}^{-1}$ ). We kept published values smaller than instrumental broadening at 1–2  $\text{km s}^{-1}$  ([Houdebine 2010](#); [Reiners et al. 2022](#)); however, in practice, they are simply slow rotators.

### 2.5.3. X-ray emission

Soft X-ray data (0.1–2.0 keV) were taken from the *ROSAT* All-Sky Bright Source Catalogue (1RXS, [Voges et al. 2000](#)). The satellite was launched in June 1990 and was in operation until February 1999. For about two-fifths of the stars with *ROSAT* counterparts in this work, there was no previous association in the SIMBAD database or there was an incorrect association given with an extragalactic background source. It is thus the first time that these stars are linked to a *ROSAT* measurement. We computed the X-ray fluxes from the source count rate and hardness ratios as [Schmitt et al. \(1995\)](#) and, from them and the flux in the 2MASS *J* band, the  $F_X/F_J = L_X/L_J$  ratio. This ratio is related to the standard  $L_X/L_{\text{bol}}$  ratio through:

$$\frac{L_X}{L_{\text{bol}}} = \frac{L_X}{L_J} \cdot \frac{L_J}{L_{\text{bol}}} = \frac{L_X}{L_J} 10^{\frac{BC_J}{2.5}}, \quad (1)$$

where  $BC_J = M_{\text{bol}} - M_J$  is the bolometric correction in the *J* band. In its turn,  $M_{\text{bol}}$  is defined as:

$$M_{\text{bol}} = -2.5 \log \frac{L_{\text{bol}}}{L_0} = -2.5 \log L_{\text{bol}} + 71.197425 \text{ mag}, \quad (2)$$

where the  $L_0$  zero-point value was described by [Mamajek et al. \(2015\)](#). We used  $L_X/L_J$  in our analysis because  $L_J$  can be more easily computed than  $L_{\text{bol}}$  or  $BC_J$ , and is free of systematics ([Cifuentes et al. 2020](#)).

### 2.5.4. *NUV* – *J* colour

We used *NUV* photometry ( $\Delta\lambda = 1771\text{--}2831 \text{ \AA}$ ) from the *GALEX* space mission. Although the International Ultraviolet Explorer ([Boggess et al. 1978](#)) and the *Hubble* Space Telescope with the Cosmic Origins Spectrograph ([Green et al. 2012](#)) operate in the same regime, *GALEX* covers a much larger sky area by far. We took the near-infrared photometry from 2MASS as the photospheric reference. As mentioned before (and discussed extensively by [Cifuentes et al. 2020](#)), all Carmencita stars have a 2MASS *J* magnitude, but not all of them have *GALEX NUV* photometry. As for the *NUV* –  $G_{\text{RP}}$  colour, *NUV* – *J* is also sensitive to both spectral types and especially the UV flux excess, which may be caused by chromospheric activity or interaction

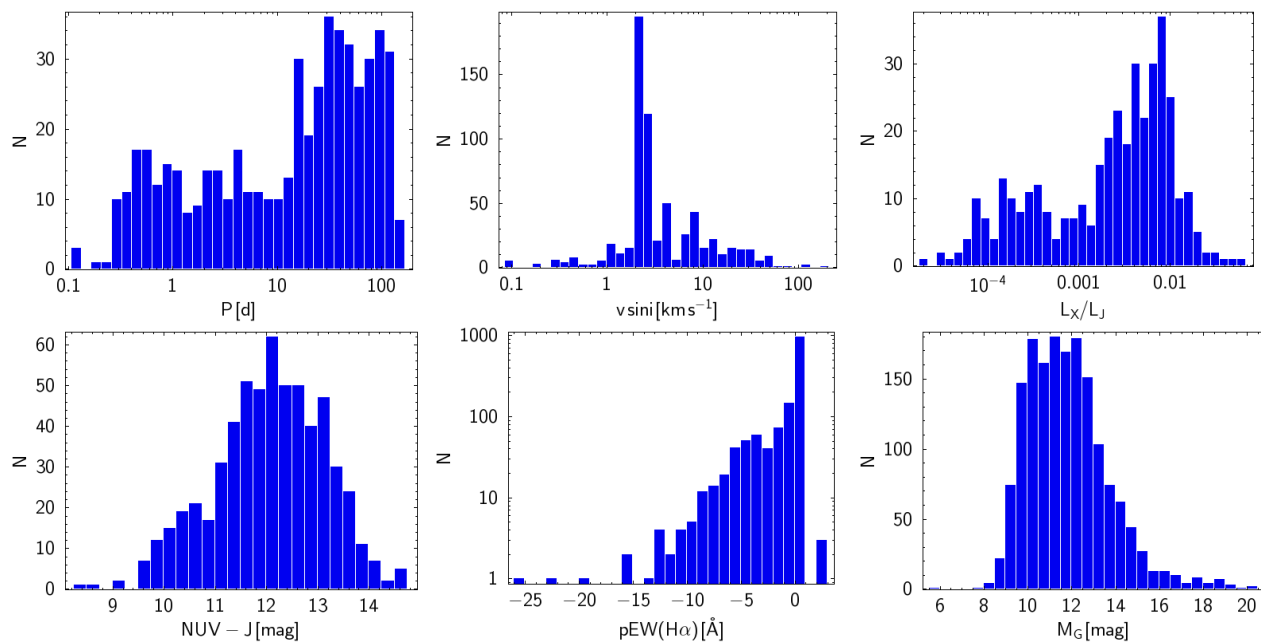


Fig. 5: Distribution of the rotational periods and velocities, X-rays,  $H\alpha$  and UV emission, and absolute  $G$  magnitude gathered for the 1581 investigated stars.

between close binaries (cf. Cifuentes et al. 2020, and references therein).

### 2.5.5. $H\alpha$ pseudo-equivalent widths

The three major contributors to the compilation of  $pEW(H\alpha)$  were Gaidos et al. (2014), Fuhrmeister et al. (2022), and Alonso-Floriano et al. (2015b), which supply 78% of the data. Whenever these authors did not provide  $pEW(H\alpha)$ , we took them from other available references by prioritising the most recent measurement and with the highest spectral resolution (e.g. Schöfer 2015; Newton et al. 2017; Lu et al. 2019; Schöfer et al. 2019). In some cases, the selected  $pEW(H\alpha)$  is an average of a number of measurements over several years (e.g. from CARMENES data – Fuhrmeister et al. 2022). As is customary, a negative value indicates emission and a positive one does absorption. The use of the pseudo-equivalent width ( $pEW$ ) instead of the equivalent width ( $EW$ ) in M dwarfs is due to the difficulty in (or, more accurately, impossibility of) measuring the continuum of the spectra, which leads to the measure of the pseudo-continuum and, hence, the measure of the pseudo-equivalent width. The emission of the  $H\alpha$  line is a measurable feature of stellar magnetic activity in solar-like stars and binaries (e.g. Herbig 1985; Collier Cameron & Robinson 1989; Strassmeier et al. 1990; Montes et al. 1995; Lyra & Porto de Mello 2005; Gomes da Silva et al. 2014), but it is truly in the low-mass regime where it becomes a strong and reliable activity indicator (Giampapa & Liebert 1986; Young et al. 1989; West et al. 2004; Newton et al. 2017; Fuhrmeister et al. 2018; Schöfer et al. 2019; Lafarga et al. 2021).

### 2.5.6. Distributions

Figure 5 shows the distributions of each of the five indicators described above, together with the distribution of the  $G$ -band absolute magnitude,  $M_G$ . The median rotation period is 20.7 d, and the  $v \sin i$  distribution peak observed at 2–3  $\text{km s}^{-1}$  is related to the upper limits of Jeffers et al. (2018) and Reiners et al. (2018). The

$\log L_X/L_J$  ratio distribution shows two peaks near  $-2.2$  and  $-3.6$ . Regarding  $H\alpha$  emission, only between 21 and 25% of the sample have values under  $-0.75 \text{ \AA}$  and  $-0.30 \text{ \AA}$ , respectively, which are thresholds used in the literature for identifying  $H\alpha$  active M dwarfs (West et al. 2015; Schöfer et al. 2019).

## 3. Analysis

### 3.1. Galactocentric space velocities

For the 2187 stars with radial velocities (including the 606 known close binaries), we computed the  $UVW$  galactic space velocities. We used the *Gaia* equatorial coordinates ( $\alpha$ ,  $\delta$ ), distances ( $d$ ), radial velocities ( $\gamma \equiv v_r$ ), and proper motion components ( $\mu_\alpha \cos \delta$ ,  $\mu_\delta$ ) as an input for the SteParKin<sup>4</sup> code, which is an updated version of the Fortran code presented by Montes et al. (2001) adapted to Python3. SteParKin requires J2000 coordinates in the International Celestial Reference System (ICRS) and does not correct for the Sun’s motion. The SteParKin computation of  $UVW$  follows

$$\begin{bmatrix} U \\ V \\ W \end{bmatrix} = \mathcal{B} \cdot \begin{bmatrix} v_r \\ k \cdot d \cdot \mu_\alpha \cos \delta \\ k \cdot d \cdot \mu_\delta \end{bmatrix}, \quad (3)$$

where  $k = 4.74057 \text{ km s}^{-1}$  and  $\mathcal{B}$  is a  $3 \times 3$  matrix that is the result of combining the coordinate matrix of the star given in equatorial coordinates ( $\mathcal{A}$ ) with various rotation matrices that convert the former to the galactic coordinate system that can be described in a single matrix  $\mathcal{T}$  (see Johnson & Soderblom 1987):

$$\mathcal{B} = \mathcal{T} \cdot \mathcal{A}, \quad (4)$$

where  $\mathcal{A}$  and  $\mathcal{T}$  are the following matrices and  $\alpha$  and  $\delta$  are the equatorial coordinates:

<sup>4</sup> <https://github.com/dmontesg/SteParKin>



$$\mathcal{A} = \begin{bmatrix} +\cos\alpha\cos\delta & -\sin\alpha & -\cos\alpha\sin\delta \\ +\sin\alpha\cos\delta & +\cos\alpha & -\sin\alpha\sin\delta \\ +\sin\delta & 0 & +\cos\delta \end{bmatrix} \quad (5)$$

and

$$\mathcal{T} = \begin{bmatrix} -0.06699 & -0.87276 & -0.48354 \\ +0.49273 & -0.45035 & +0.74458 \\ -0.86760 & -0.18837 & +0.46020 \end{bmatrix}. \quad (6)$$

The errors in  $UVW$  were calculated using Eq. 2 of [Johnson & Soderblom \(1987\)](#). In this approach, it is assumed that the errors in kinematic parameters are not correlated. The computed galactic space velocities of our sample and their errors are provided in columns 5-10 in Table B.2.

### 3.2. Membership in stellar populations and SKGs

With the computed galactocentric velocities, SteParKin assigns the stars to the different galactic populations, namely, the thin disc, thick disc, transition between thin and thick discs, and halo following the probabilistic approach described by [Bensby et al. \(2003, 2005\)](#). SteParKin also includes the definition by [Leggett \(1992\)](#), based on the results of [Eggen \(1989\)](#), of the young disc population that lies within the thin disc, which is  $-50 < U < +20$ ,  $-30 < V < 0$ , and  $-25 < W < +10$  in  $\text{km s}^{-1}$ .

The total number of young disc stars inferred from these criteria should be considered as an approximate value. On one hand, some young stars lie slightly outside these boundaries, such as some members of the Ursa Major moving group (e.g. [Montes et al. 2001](#); [Tabernero et al. 2017](#)). On the other hand, there are stellar interlopers of the thick and transition discs that have kinematics of thin and young disc stars ([López-Santiago et al. 2006](#); [Malo et al. 2013](#); [Antoja et al. 2018](#)). The errors in the radial velocities also contribute to the uncertainties in the computed  $UVW$  velocities. In Fig. 6, we represent radial velocity errors,  $eV_r$ , as a function of  $G$ -band magnitude to evaluate their significance in our results. Despite the large spread in the radial velocity errors, the distribution peaks at around  $0.2 \text{ km s}^{-1}$  and introduces an average error of  $1.5 \text{ km s}^{-1}$  in the Carmencita sample (and of  $1.2 \text{ km s}^{-1}$  in the sample of single M dwarfs). Therefore, we assessed the calculated galactocentric velocities used for the kinematic analysis and determined them to be overall certain. We attributed any potential misclassifications in the different age groups to other sources of error, such as the constraints applied in defining the galactic populations or SKGs, inaccuracies in the adopted measurements or the possible presence of undetected binary companions. Misclassifications due to large uncertainties in the radial velocities are considered negligible. For a joint evaluation with these assignments, we computed the tangential velocities  $v_{\text{tan}}[\text{km s}^{-1}] = 4.74 \cdot d[\text{pc}] \cdot \mu[\text{arcsec a}^{-1}]$  of the stars.

We also identified stars as candidate members of different SKGs combining the outputs of three different codes: SteParKin, LACEwING ([Riedel et al. 2017](#)), and BANYAN  $\Sigma$  ([Gagné et al. 2018](#)). SteParKin assesses the membership in 15 young ( $\tau < 1 \text{ Ga}$ ) kinematic moving groups and associations ([Montes et al. 2001](#)). It evaluates the galactocentric velocities lying within the triaxial ellipsoid that represents each group in the  $UVW$  space. LACEwING is a convergence-style algorithm that transforms goodness-of-fit metrics into membership probabilities. This code considers 13 moving groups and 3 open clusters

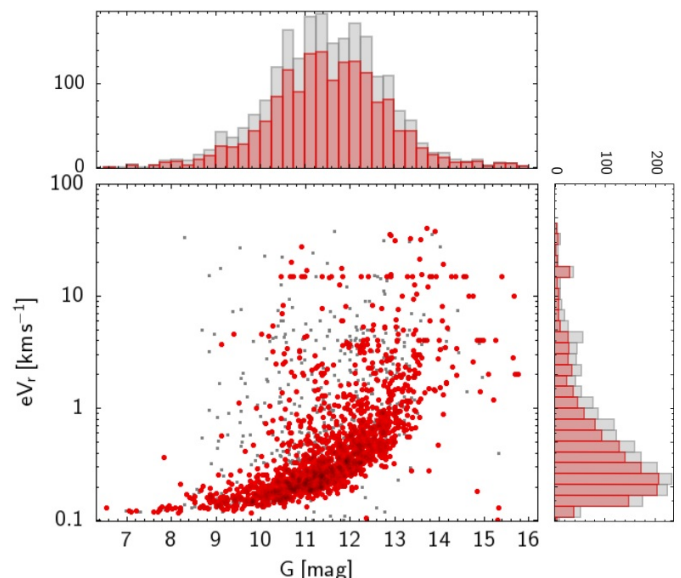


Fig. 6: Radial velocity errors as a function of the  $G$  band magnitude for all the 2187 Carmencita stars (gray) and the 1581 single stars subject of the activity analysis (red).

within 100 pc from the Sun. Finally, BANYAN  $\Sigma$  is a Python3-based Bayesian classification algorithm that is the latest step in the refinement of the BANYAN codes (BANYAN I and II – [Malo et al. 2013](#); [Gagné et al. 2014](#)). It computes the probability of a star belonging to any of the 32 stellar associations considered within 150 pc from the Sun or to the galactic field neighbourhood within 300 pc. Both LACEwING and BANYAN  $\Sigma$  use the galactic position along with the galactocentric velocities of the star ( $XYZUVW$ ) to evaluate the relevant memberships, while SteParKin only uses the kinematic information ( $UVW$ ). Spatial positions not being incorporated in SteParKin has an impact when assessing membership of SKGs that have spread over hundreds of parsecs but are still kinematically coherent, as valid members would not be left out in the case of SKGs with very large interstellar separations ( $s \sim 100 \text{ pc}$ ).

Futhermore, SteParKin provides membership to the Hyades supercluster ([Eggen 1960](#); [de Silva et al. 2011](#); [Tabernero et al. 2012](#)), while LACEwING and BANYAN  $\Sigma$  provide membership to the Hyades cluster ([van Bueren 1952](#); [Hanson 1975](#); [Stern et al. 1995](#); [Perryman et al. 1998](#); [Reino et al. 2018](#)). Since each code has its own definitions of SKGs and associations, we refer to the corresponding references for more details.

The kinematic compatibility with a SKG or association is one condition to claim probable membership, but it must be accompanied by additional photometric and spectroscopic criteria for a solid membership assignment. We include a complementary analysis of stellar rotation and activity signatures to assess the youth of the stars, as explained in the following.

### 3.3. Kinematics and activity

Given that stellar rotation and activity vary with the spectral type and that they decay with age, we would expect to differentiate young sources (as defined below) along the M sequence in the parameter-spectral type diagrams. To take into account the evolution of rotation-activity with age and spectral type within the M-dwarf regime, we defined upper or lower envelopes of our parameters as a function of  $G - J$  colour from a set of nearby com-



parison stars with well determined ages. First, we compiled a comprehensive list of FGKM stars in the roughly coeval Hyades and Praesepe clusters (600–800 Ma – [Hernandez et al. 1998](#); [Perryman et al. 1998](#); [Delorme et al. 2011](#); [Brandt & Huang 2015b](#); [Rebull et al. 2017](#); [Gossage et al. 2018](#)). We collected 941 and 567 stars in the Praesepe and Hyades clusters from [Rebull et al. \(2017\)](#) and [Douglas et al. \(2014\)](#), respectively. For these stars, there are homogeneous pEW( $H\alpha$ ) and rotational period determinations by [Douglas et al. \(2014\)](#) and [Douglas et al. \(2019\)](#). X-ray data for both clusters by [Núñez et al. \(2022\)](#) were used to convert the X-ray count rates and hardness ratios to  $L_X/L_J$ . We computed  $NUV - J$  after cross-matching with 2MASS and GALEX as for our CARMENES M dwarfs. For retrieving the  $v \sin i$  of cluster members, we made use of the Spanish Virtual Observatory (SVO) Discovery Tool<sup>5</sup>, which is a simple user interface that allows for rotational velocities and many other parameters to be drawn from VizieR catalogues, using target names or equatorial coordinates as input. They mainly come from [Abdurro'uf et al. \(2022\)](#) with APOGEE-2 data, but also from other publications such as [Mermilliod et al. \(2009\)](#), [Kovacs \(2018\)](#), and [Luo et al. \(2022\)](#).

To the 1508 FGKM stars in Praesepe and Hyades, we added bona fide young stars in our sample of 1581 stars (Sect. 2.4) based on their kinematics and data from the literature. For that purpose, we selected 51 stars that have the same SKG classification in at least two of the three codes presented above. Of these, we kept 32 stars with unambiguous youth classification from the literature (e.g. [Reid et al. 1995b](#); [Zuckerman & Song 2004](#); [Binks & Jeffries 2014](#)) and 11 with activity and rotation properties consistent with youth. To this group, we then added the known Taurus-Auriga association member XEST 16-045 / J04206+272 ([Scelsi et al. 2007](#)), which resulted in a list of 44 reference young stars, shown in Table 3.

The aims of this analysis were to complement the Praesepe and Hyades stars with younger and cooler M dwarfs, to calibrate the dependencies of rotation and activity levels on age using the data of our CARMENES catalogue. We also aimed to assess whether the measured values strongly depend on age in the regime under  $\sim 300$  Ma. To that end, we separated stars with ages under 50 Ma (i.e. sources belonging to Argus, IC 2391,  $\beta$  Pictoris, Columba, Taurus, and Tucana-Horologium), between 50 Ma and 300 Ma (AB Doradus), and between 300 Ma and 800 Ma (Ursa Major, Hyades). At this stage, we did not differentiate between Hyades cluster and supercluster because of their blurry boundary (e.g. [Meingast & Alves 2019](#); [Röser et al. 2019a](#); [Oh & Evans 2020](#); [Jerabkova et al. 2021](#); [Brandner et al. 2023](#)). Furthermore, eight of the Hyades stars in Table 3 were also tabulated by [Douglas et al. \(2014\)](#).

Figure 7 shows the rotational period, rotational velocity, X-ray emission ( $\log L_X/L_J$ ), UV emission ( $NUV - J$ ), and  $H\alpha$  pseudo-equivalent width of our selected sample of young stars as a function of the  $G - J$  colour, which is a proxy of the spectral type and, therefore, mass. The reason behind using the *Gaia*-2MASS colour is to avoid the impact of inaccurate spectral types in the sample. In Fig. 7, we also display the  $M_G$  absolute magnitude- $G - J$  diagram, although we did not use it for any selection criterion. Stars are represented with different size symbols and colours, which designate ages under 50 Ma, near 150 Ma (AB Doradus age), between 300 and 800 Ma, as well as those of the Praesepe and Hyades stars. As a reference, we display in the background the 1581 stars of this study.

<sup>5</sup> <http://sdc.cab.inta-csic.es/SVODiscoveryTool/jsp/searchform.jsp>

Table 3: Bona fide members of young SKGs.

Karmn <sup>a</sup>	Name	SKG
■ Age < 50 Ma		
J02519+224*	RBS 365	$\beta$ Pic
J03242+237	LP 356-15	IC 2391/Argus
J03275+222*	J0327+2212	$\beta$ Pic
J04206+272*	XEST 16-045	Tau
J04472+206	RX J0447.2+2038	IC 2391/Argus
J04595+017*	V1005 Ori	$\beta$ Pic
J05019+011*	1RXS J050156.7+010845	$\beta$ Pic
J05062+046*	RX J0506.2+0439	$\beta$ Pic
J05339-023*	RX J0534.0-0221	$\beta$ Pic
J06075+472*	LSPM J0607+4712	Columba
J07446+035*	YZ CMi	IC 2391/Argus
J07467+574	G 193-065	Columba
J09449-123*	G 161-071	Argus
J16102-193*	K2-33	USco
J19511+464	G 208-042	IC 2391/Argus
J20435+240*	Wolf 1360	$\beta$ Pic
J20451-313*	AU Mic	$\beta$ Pic
J21100-193*	BPS CS 22898-0065	$\beta$ Pic
J22088+117*	2MASS J22085034+1144131	$\beta$ Pic
J22160+546	G 232-062	IC 2391/Argus
J22509+499	2MASS J22505505+4959132	Columba
▲ Age $\approx$ 150 Ma		
J02088+494*	G 173-039	AB Dor
J02207+029	G 73-45	AB Dor
J03332+462*	BD+45 784	AB Dor
J03473-019*	G 80-021	AB Dor
J04173+088*	LTT 11392	AB Dor
J07163+331	GJ 1096	AB Dor
J10289+008*	BD+01 2447	AB Dor
J14142-153	LTT 5581	AB Dor
J23060+639*	MCC 858	AB Dor
● Age $\approx$ 300–800 Ma		
J00548+275*	G 69-32	Hyades
J01214+243*	Ross 788	Hyades
J02256+375*	G 74-025	Hyades
J03224+271*	LP 355-064	Hyades
J03548+163*	LP 413-108	Hyades
J03565+319*	HAT 214-02089	Hyades
J04148+277*	HG 8-1	Hyades
J04224+036*	RX J0422.4+0337	Hyades
J04227+205*	LP 415-030	Hyades
J04238+149*	IN Tau	Hyades
J04252+080N*	HG 7-207	Hyades
J12156+526	StKM 2-809	Ursa Major
J12417+567*	RX J1241.7+5645	Ursa Major
J12485+495	RX J1248.5+4933	Ursa Major

**Notes.** <sup>(a)</sup> Asterisk (“\*”) stands for confirmed members supported by the literature.

We found that all Praesepe, Hyades, and bona fide young stars consistently overlap in the  $P$ ,  $v \sin i$ , X-ray,  $NUV - J$  and pEW( $H\alpha$ ) diagrams. From their positions in these diagrams, we distinguished two separate slopes that break at  $G - J \sim 3$  mag ( $M3.0-4.0$  V) for  $P$  and  $v \sin i$ , a parabola for  $NUV - J$ , an exponential for pEW( $H\alpha$ ), and a flat line for X rays. In the colour-magnitude diagram, the position of the selected young stars from Table 3 appears over or slightly above the main sequence, in line with the typical location of young stars ([Baraffe et al. 1998](#); [Cifuentes et al. 2020](#); [Binks et al. 2022](#)).

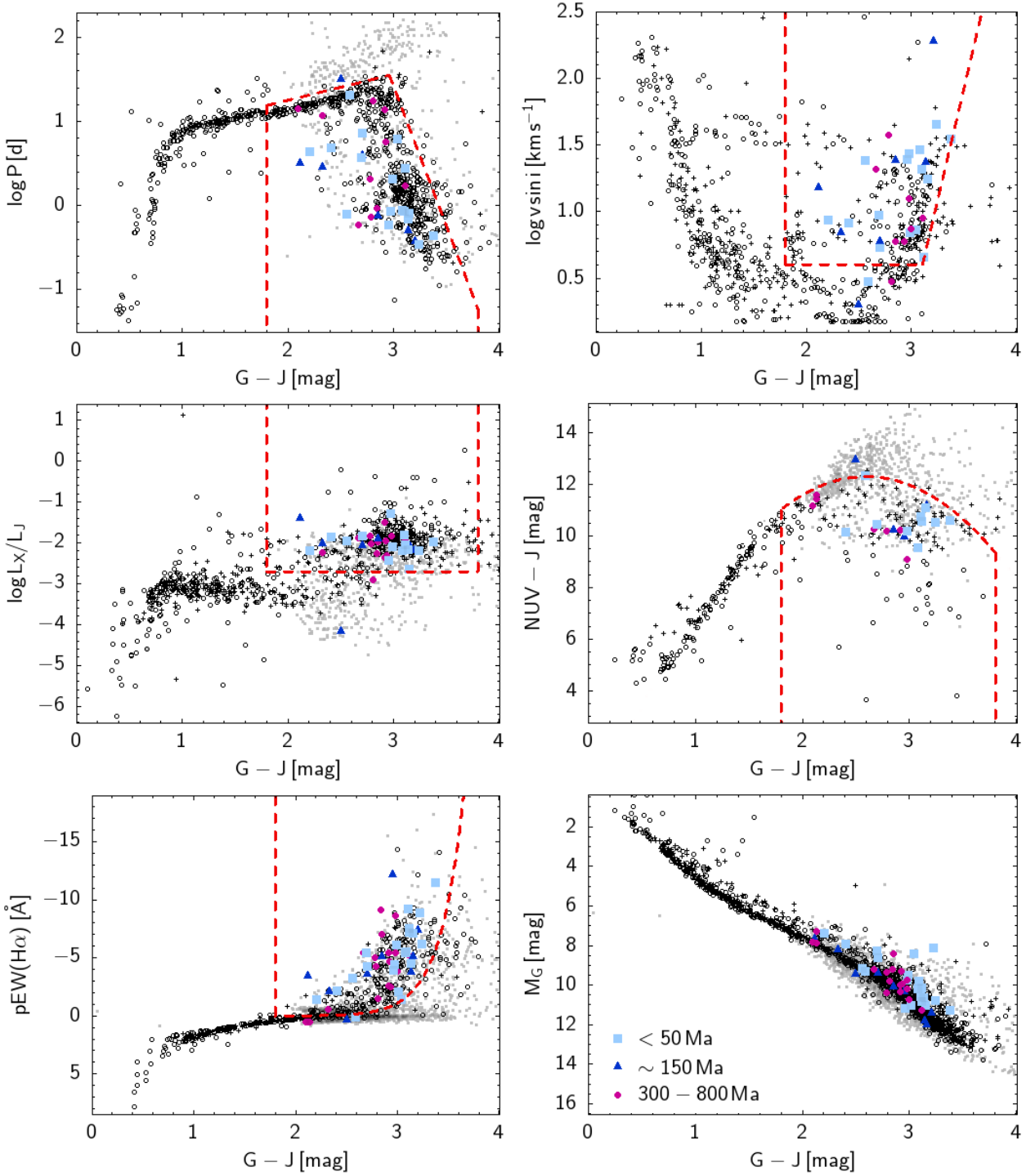


Fig. 7:  $P$ ,  $v \sin i$ ,  $L_X/L_J$ ,  $NUV - J$ ,  $pEW(H\alpha)$ , and  $M_G$  as a function of  $G - J$  colour, shown from left to right and top to bottom. Bona fide sources younger than 50 Ma, of  $\sim 150$  Ma, and between 300 Ma and 800 Ma are represented with light blue solid squares ( $\blacksquare$ ), dark blue solid up triangles ( $\blacktriangle$ ), and purple solid circles ( $\bullet$ ), respectively. Black open circles ( $\circ$ ) and pluses ( $+$ ) stand for Praesepe and Hyades cluster members, respectively, while grey dots ( $\bullet$ ) represent the 1581 Carmencita M dwarfs without known close companions at  $\rho < 5$  arcmin. The red dashed lines indicate the selection criteria from Eqs. 7–11.

In light of these diagrams, we ended by defining five upper or lower limits for young active stars (up to 800 Ma) that encompass over 85% of Praesepe or Hyades stars and at least 90% of the CARMENES bona fide stars in the  $G - J = 1.8$ – $3.8$  mag ( $\sim$  K7–M6) range. These relations are as follows:

$$\begin{aligned} \log P &\leq 0.31(G - J) + 0.63, & 1.8 \leq G - J \leq 3.0, \\ \log P &\leq -3.30(G - J) + 11.30, & 3.0 < G - J \leq 3.8; \end{aligned} \quad (7)$$

$$\begin{aligned} \log v \sin i &> 0.602, & 1.8 \leq G - J \leq 3.1, \\ \log v \sin i &\geq 1.04(G - J) - 2.61, & 3.1 < G - J \leq 3.8; \end{aligned} \quad (8)$$

$$\log L_X/L_J \geq -2.7, \quad 1.8 \leq G - J \leq 3.8; \quad (9)$$

$$NUV - J \leq -1.43 + 10.59(G - J) - 2.04(G - J)^2, \quad (10)$$

$$1.8 \leq G - J \leq 3.8;$$

$$pEW(H\alpha) \leq -0.1 \exp(4.4(G - J) - 10.8), \quad 1.8 \leq G - J \leq 3.8. \quad (11)$$

Here, the units are mag for  $G - J$  and  $NUV - J$ , d for  $P$ ,  $\text{km s}^{-1}$  for  $v \sin i$ ,  $\text{\AA}$  for  $pEW(H\alpha)$ , and  $L_X/L_J$  is dimensionless. The relations are valid between  $G - J = 1.8$  mag and  $G - J = 3.8$  mag. The selection based on  $v \sin i$  may be incomplete since pole-on active stars with small inclination angles can be missed. In column 6 of Table B.4, we provide for each star under analysis in the  $1.8 \text{ mag} < G - J < 3.8$  mag interval, an activity flag for each of the five equations presented here. Then, ‘A’ and ‘N’ describe whether the star satisfies or not its corresponding relation (while no measurement available is represented by ‘.’).

## 4. Results and discussion

### 4.1. Activity-colour relations

Several studies have aimed to describe the behaviour of activity and rotation with the spectral type. Perhaps one of the most precise relation is that of rotation with spectral type observed in the top-left image of Fig. 7, where hundreds of accurate rotational periods of Praesepe and Hyades members depict the rotational slowdown of stars towards later spectral types. This behaviour has been widely studied to determine age-rotation relationships (e.g. Barnes 2010; Brown 2014; Douglas et al. 2019; Rebull et al. 2017; Jeffers et al. 2018; Spada & Lanzafame 2020; Getman et al. 2023).

Coronal emission and rotation are closely connected, with rapid rotators showing large X-rays emission until a saturation level is reached (Wright et al. 2011; Reiners et al. 2014). This relation is also dependent on mass (i.e. on spectral type). In the top panel of Fig. 8, we display the X-ray emission with respect to rotational period. We observe two slopes: one for fast-rotating stars in the X-ray saturated regime and another for slow-rotating stars that exhibit a steep decline in X-ray emission. The transition point occurs near 10 d, consistent with findings from other researchers (Magaudda et al. 2020; Shan et al. 2024). We highlight stars that are fast rotators or have active coronae, according to Eqs. 7 or 9, respectively. Stars defined as fast rotators in this work have periods shorter than 34 d (under 18 d for 90% of them). This second period decreases to 8 d when considering stars that satisfy both relations simultaneously. Stars with periods under  $\sim 10$  d exhibit a median X-ray emission saturation limit of  $\log L_X/L_J = -2.2 \pm 0.2$ . To compare it with published values, we used of Eqs. 1 and 2 together with bolometric luminosities from Cifuentes et al. (2020), and translated it into  $L_X/L_{\text{bol}} \sim -3.14$ . This value is in agreement with other works (e.g. Wright et al. 2011; Reiners et al. 2014). For comparing the turn-off point and slope of non-saturated stars, we computed the Rossby number that relates the stellar rotation period with convective flows:

$$Ro = \frac{P}{\tau}, \quad (12)$$

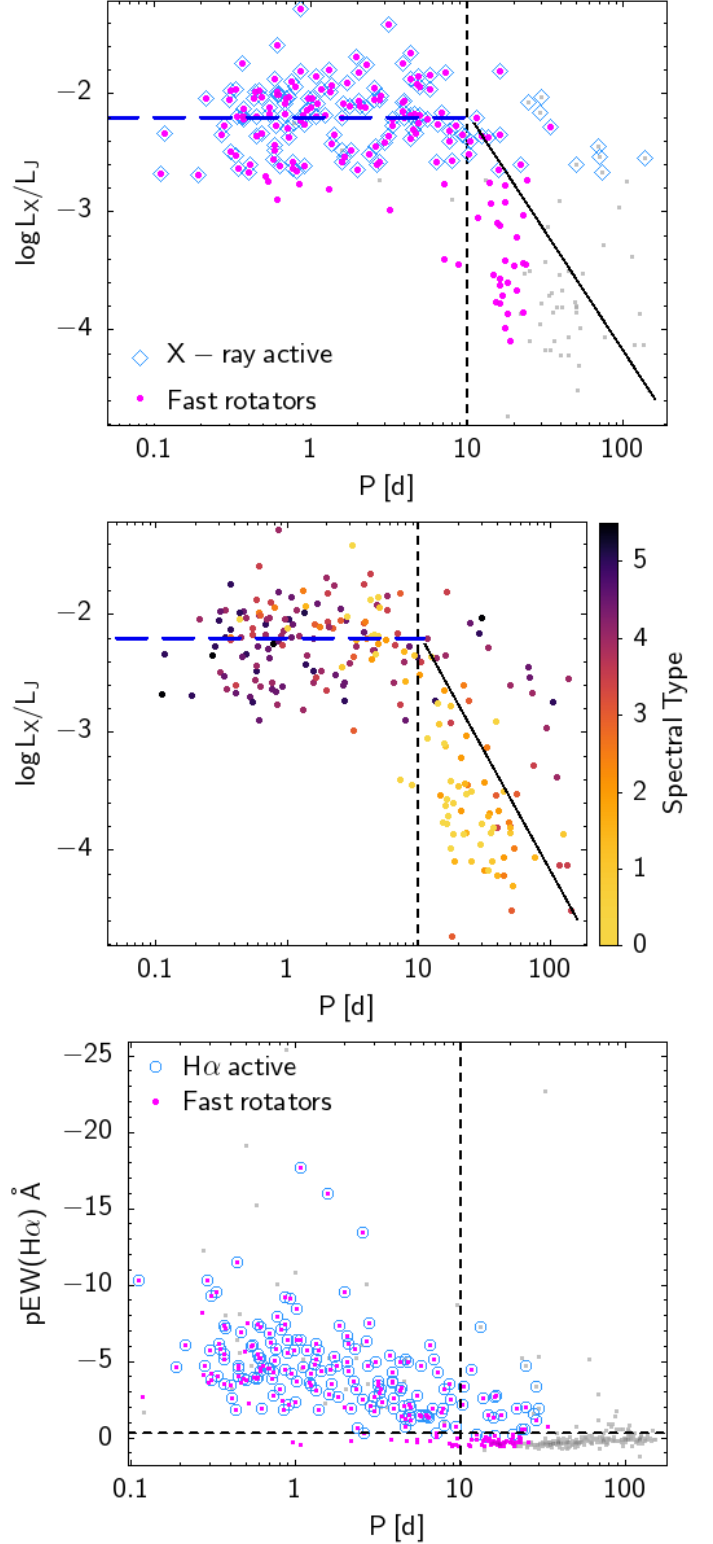


Fig. 8: X-rays emission (top and middle) and  $H\alpha$  pseudoequivalent width (bottom) vs rotational periods of the Carmencita M dwarfs. Magenta filled circles represent fast rotating stars that fulfill Eq. 7, blue open diamonds represent X-ray active stars that satisfy Eq. 9, and blue open circles represent chromospherically active stars that fulfill Eq. 11. The complete sample of study is represented with grey dots. Horizontal blue long-dashed lines in the top and middle panels represent the median saturation limit, while the black solid line follows a power law  $L_X/L_J \propto P^2$ . Vertical and horizontal black dashed lines in the bottom panel mark the 10 d and  $-0.30 \text{ \AA}$  boundaries of Shan et al. (2024) and Schöfer et al. (2019), respectively. Article number, page 11 of 189



where  $\tau$  is the convective turnover time,  $\tau = 12.3 \cdot \log L_{\text{bol}}/L_{\odot}^{-1/2}$  d when  $P$  is in days (Reiners et al. 2022). According to Wright et al. (2011), the saturation begins at  $Ro \sim 0.13$ , having stars with larger Rossby numbers longer periods and lower X-ray emission. However,  $Ro \sim 0.13$  is a small value in light of our data. We obtained a value of  $Ro = 0.19$  after selecting stars with  $\log L_X/L_J < -2.8$  (in the saturation level within  $3\sigma$ ) and periods over 8 d. In the non-saturated region, we represent for comparison a power law  $L_X/L_J \propto P^2$  as Reiners et al. (2014). From our plot, stars in this region seem to mostly follow a steeper slope. However, the large dispersion in our data prevented us from performing a solid correlation (however, see below). We kept this analysis through  $P$  rather than  $Ro$  because of its direct comparison with observables and also because of the need of a reliable determination of the Rossby number in convection zones (see Reiners et al. 2014). The presence of stars with periods over 8 d and below the X-ray saturation limit in the figure, could be explained by the age (as old as 800 Ma) of the clusters used to define the inequalities. This age is sufficient for stars to have already undergone spin-down.

The same figure representing  $L_X/L_J$  versus  $P$  with a colour code indicating the spectral type of the stars is shown in the middle panel. The transition point at which the unsaturated regime starts appears to occur at longer periods with increasing spectral types (i.e. decreasing masses) (Pizzolato et al. 2003; Kiraga & Stepien 2007). This is due to the slower rotational evolution of late type M dwarfs compared to early types (Newton et al. 2017; Magaudda et al. 2020). Also, the slope in  $L_X/L_J \propto P^\beta$  seems to be spectral-type dependent, being steeper for early type stars (M0–2 V) compared to mid-late type (up to M5 V).

As for the  $NUV - J$  index, a smooth parabola fit to our data better than a two-slope pattern (middle right panel of Fig. 7). We observe that UV emission steadily increases from early type M dwarfs towards mid type M dwarfs ( $G - J = 2.6$  mag,  $\sim M3$ ), where it reaches its maximum at  $NUV - J = 12.3$  mag, and gradually drops off towards later spectral subtypes. Hence, the  $NUV - J$  colour varies only within two to three magnitudes for all spectral types in the M dwarf regime. This behaviour is in agreement with what Schneider & Shkolnik (2018) observed from the flux ratios,  $F_{NUV}/F_J$  and  $F_{FUV}/F_J$ , together with a noticeable decay with age for early type M dwarfs compared to later types (see Fig. 6 therein).

In the  $H\alpha$  diagram on the left bottom corner of Fig. 7, an exponential increase towards later spectral subtypes offers a better fit than a flat trend, as established by other authors (e.g. West et al. 2015; Newton et al. 2017; Schöfer et al. 2019). This exponential pattern resembles the empirical criteria to classify T Tauri stars and substellar analogues, but shifted to lower pEW( $H\alpha$ ) values (Barrado y Navascués & Martín 2003; White & Basri 2003; Fang et al. 2010).

We represent pEW( $H\alpha$ ) versus  $P$  on the bottom panel in Fig. 8 and highlight stars that are fast rotators or chromospherically active according to Eqs. 7 or 11, respectively. Our magnetically active stars have pEW( $H\alpha$ )  $\leq -0.3$  Å as in Schöfer et al. (2019) in all but four cases that have  $-0.25 < \text{pEW}(H\alpha) < -0.05$  Å and periods between 12 and 21 days.

#### 4.2. Kinematic classification

As described in Sect. 3.2, we classified the 2187 sources in Carmencita with radial velocities, distances, and proper motions into young (YD), thin (D), thick-thin transition (TD-D) and thick (TD) disc members, and halo (H) population stars. The popu-

Table 4: Number of stars per stellar population and per sample.

Stellar population	All RV stars		Single <sup>a</sup> RV stars	
	Num.	Ratio [%]	Num.	Ratio [%]
Young disc	713	32.6	480	30.4
Thin disc	1245	56.9	922	58.3
Thick-thin disc	78	3.6	67	4.2
Thick disc	149	6.8	111	7.0
Halo	2	0.1	1	0.06

Notes. <sup>(a)</sup> “Single” refers to stars without known close companions.

lation assignment of each star in the catalogue is listed in column 2 of Table B.4, while the number of targets ascribed to each population and corresponding ratios are presented in Table 4. The Toomre and Böttlinger diagrams in Fig. 9 show the candidate members for each population. The latter diagrams illustrate Eggen’s boundaries for young stars in the ( $U, V$ ) and ( $V, W$ ) planes, along with the location of sources belonging to the different SKGs assigned by SteParKin (see below). As expected (Chen et al. 2001; Jurić et al. 2008), the majority of the stars (1958) belong to either the thin disc (1245) or the young disc (713) of the Galaxy. On the other hand, only 78 stars belong to the thick-thin transition disc and 149 to the thick disc. The remaining two stars are halo candidates: Ross 53A / J14575+313 and LP 651-7 / J02462–049. Both of them are high proper-motion field stars ( $\mu = 2.5$  arcsec/a and  $\mu = 1.4$  arcsec/a, respectively) and had indeed been classified as halo members by Greenstein (1989).

Ross 53A is a subsolar-metallicity M2 dwarf with a companion at 0.8 arcsec, whose close multiplicity prevented us from including it in our activity-rotation analysis (Ross 1925; Stassun et al. 2019; Mason et al. 2001; Birky et al. 2020). The other halo candidate star, LP 651-7, has not been investigated in depth (Winters et al. 2015; Newton et al. 2017). Previously, Reid et al. (1995a) had classified it as a regular M6 dwarf. We secured a low-resolution optical spectrum of LP 651-7 with the Alhambra Faint Object Spectrograph and Camera (ALFOSC) on the 2.5 m Nordic Optical Telescope on a service night on 15 November 2022. We exposed for 600 s with the grism #20 and the slit of 0.75 arcsec, which yielded a spectral resolution of approximately 1000 at central wavelength 7850 Å. We carried out the standard data reduction under the IRAF environment (Tody 1986, 1993) and wavelength-calibrated the extracted spectrum with He/Ne/Th-Ar arc lamps collected on the same night. After instrumental-response calibration with a spectrophotometric standard, we compared our spectrum to other of slightly higher spectral resolution (1.79 Å) but narrower wavelength coverage and a lower signal-to-noise ratio kindly provided to us by K.L. Cruz. We classified LP 651-7 as a M6.5–M7.0 field dwarf by direct comparison with Sloan templates (Bochanski et al. 2007) in Fig. 10, consistent within uncertainties with the classification of Reid et al. (1995a). We did not observe any sign of lack of metals in any of the low-resolution spectra of LP 651-7 available to us, suggesting a metallicity close to solar. In addition, we compared its tangential velocity,  $v_{\text{tan}}$ , with that of stars in the different populations from this work (see Fig. 11). While having the second highest  $v_{\text{tan}}$  in our sample (after Ross 53A) of  $200.4 \text{ km s}^{-1}$ , this value is still in agreement with the tangential velocities displayed by thick-disc stars in our sample. It also falls very close both in terms of  $v_{\text{tan}}$  and distance to other thick-disc members like Ross 769 / J21048–169, with

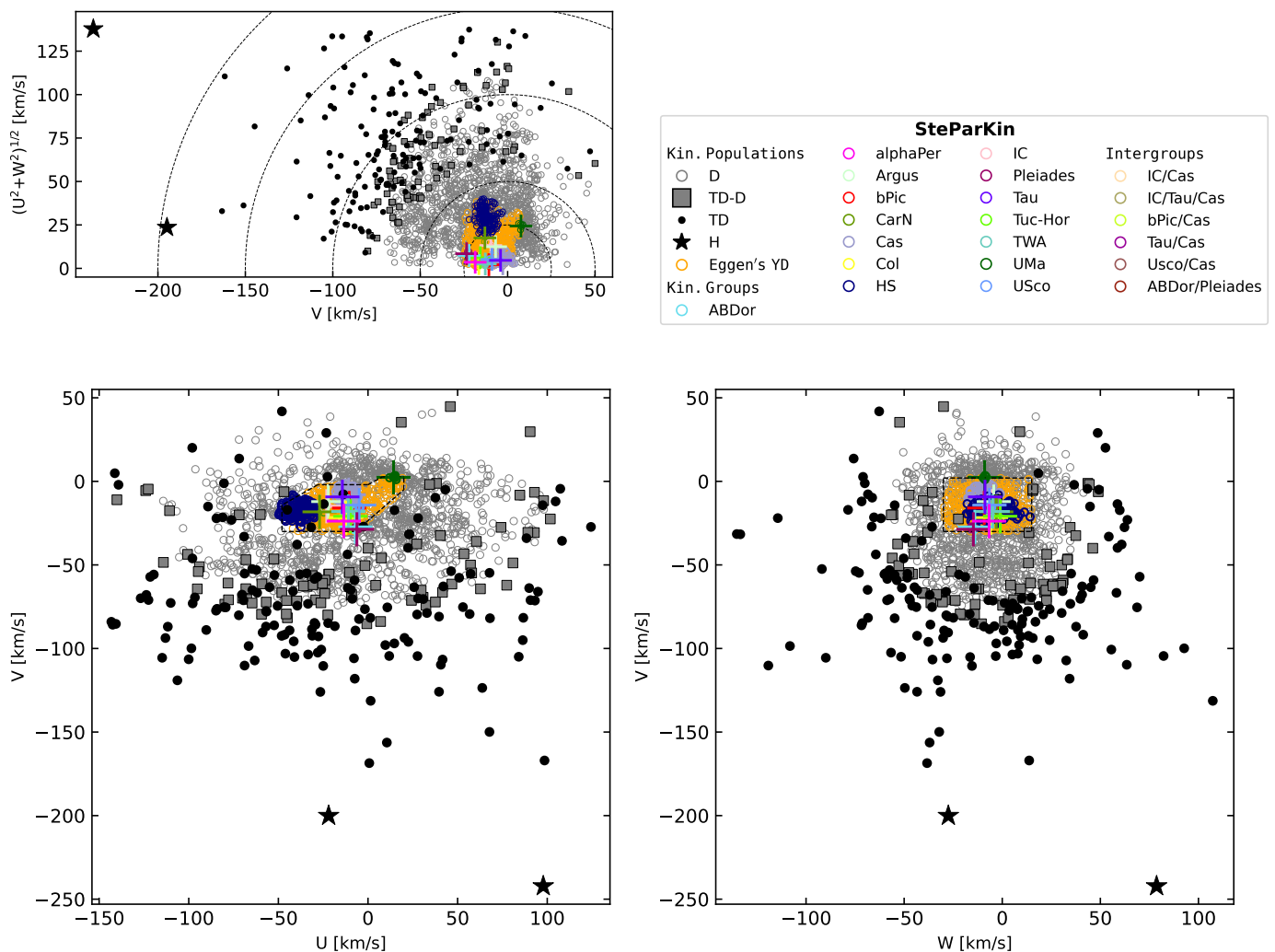


Fig. 9: Toomre ( $(U^2 + W^2)^{1/2}$  vs  $V$ , *top-left*) and Böttlinger ( $V$  vs  $U$ , *bottom-left*, and  $V$  vs  $W$ , *bottom-right*) diagrams. Filled star symbols stand for candidate stars in the halo, filled black circles for the thick disc, grey filled squares for thick-thin transition disc, and open circles for the thin disc. Colour-coded open circles are stars in young SKGs as by SteParKin (legend shown in the *top-right*). Filled crosses show the center of each group. In the Toomre diagram, the dashed lines indicate constant space velocities with respect to the local standard of rest,  $v = (U_{\text{LSR}}^2 + V_{\text{LSR}}^2 + W_{\text{LSR}}^2)^{1/2}$ , at 25, 50, 100, 150, and 200  $\text{km s}^{-1}$ . In the Böttlinger diagrams, the dashed lines indicate Eggen’s young disc population criteria.

$v_{\text{tan}} \approx 194.1 \text{ km s}^{-1}$ . Although we do not claim any incompatibility with a halo star based on the value of its tangential velocity, this fact (coupled with the lack of metal content in the spectra and its position in the diagrams of Fig. 9, i.e. close to the thick-disc population) led us to propose the star as a thick-disc M dwarf, rather than a halo member. As a result, there is only one halo member in the Carmencita sample: Ross 53A / J14575+313.

In Fig. 11, we display tangential velocities as a function of the distances of all the 2187 stars with radial velocities. As a reference, we use the work of Zhang et al. (2018), who presented a sample of halo and thick-disc low-mass sub-dwarfs with tangential velocities well above  $100 \text{ km s}^{-1}$ . In contrast, the median  $v_{\text{tan}}$  of a defined sample of 5000 field main-sequence stars (mostly with spectral types of FGK and M0–4) in the thin disc was  $36 \text{ km s}^{-1}$ . Hence, field stars display low  $v_{\text{tan}}$  compared to older populations. In our sample, mean values of the tangential velocity of stars in the young and thin disc populations (24 and  $40 \text{ km s}^{-1}$ , respectively) are in agreement with the  $36 \text{ km s}^{-1}$  me-

dian value of Zhang et al. (2018). Mean values of  $v_{\text{tan}}$  increase to 75 and  $88 \text{ km s}^{-1}$  for thick-to-thin transition disc and thick-disc stars, respectively. The one unambiguous halo member exhibits  $v_{\text{tan}} = 272 \text{ km s}^{-1}$ . The similarity between  $v_{\text{tan}}$  of thick and thick-to-thin transition discs results from their partial overlapping.

Finally, Table B.4 lists, for each star, the SKG assigned by SteParKin, LACEwING, and BANYAN  $\Sigma$ , together with their probabilities (when available). We imposed a minimum membership probability of 20% in both LACEwING and BANYAN  $\Sigma$ . This kinematic classification will be employed in the youth assessment described below.

#### 4.3. Galactic populations and activity

In this section, we discuss how the 1581 stars without known close companions ( $\rho < 5 \text{ arcsec}$ ; Sect. 2.4) behave in terms of rotation and activity in each galactic population. We also make a comparison with previous results of related works in the literature. On average, about 28% of the original 2187 stars are close

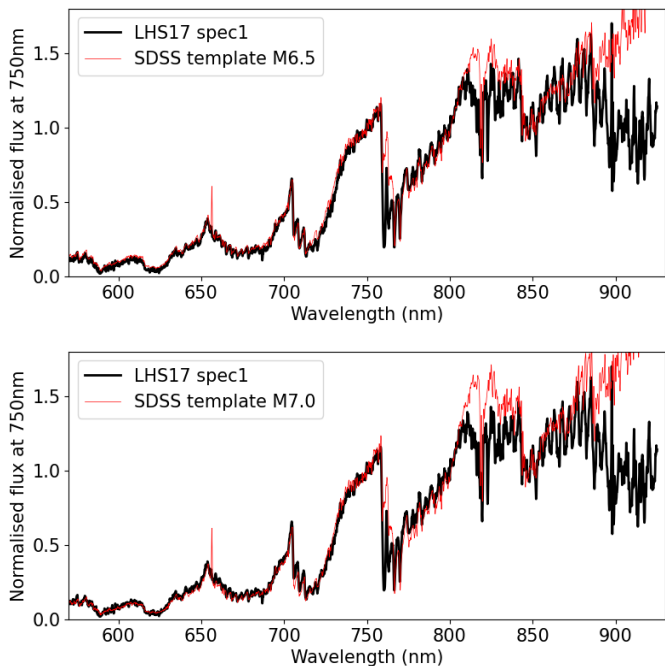


Fig. 10: Comparison of ALFOSC spectra of LP 651-7 with Sloan templates.

multiples according to our definition, although the fractions vary from 18.8% in thick-thin stars to 30.6% in young-disc stars. We summarise the number of stars without close companions belonging to each population in Table 4.

The rotational period has been widely used as a proxy for age, as young stars tend to rotate faster than old stars (Bouvier et al. 1993; Kiraga & Stepien 2007; Medina et al. 2022; Shan et al. 2024). As a comparison, Newton et al. (2016) presented an analysis of the rotation-age relation in a stellar sample that resembles ours. They found a gap in the period-spectral type diagram that increases with decreasing mass (i.e. towards late spectral types, see Sect. 8). In particular, they observed that stars with intermediate (10–70 d) periods are uncommon. This gap might also appear in the top left panel of Fig. 7 between the sequence defined by Praesepe and Hyades cluster members and that of our field M dwarfs. These authors also concluded that stars with  $P < 10$  d are younger than 2 Ga on average, while stars with  $P > 70$  d are older than 5 Ga. Although our data do not allow us to determine precise ages, we assessed typical periods of stars in the different galactic populations. In our sample, 61% of stars with  $P < 10$  d belong to the young disc, whereas 78% of the stars with  $P > 70$  d belong to the rest of older populations. We computed the median values of the rotational period at 5.5, 34.4, 61.3, and 46.6 d for stars in the young, thin, thick-thin, and thick discs, respectively. The median  $P$  for the stars with at least one SKG classification by SteParKin, LACEwING, or BANYAN  $\Sigma$  is even shorter, namely 3.3 d. Similarly, the median  $v \sin i$  for stars in the young, thin, thick-thin, and thick discs are 4.0, 3.0, 2.5, 2.5  $\text{km s}^{-1}$ , respectively, and 7.4  $\text{km s}^{-1}$  for stars in SKGs. As a result, there is indeed an age trend from the youngest stars in SKGs to the oldest stars in the thick-thin and thick discs in our rotation data (see also Fig. 11 in Shan et al. 2024).

West et al. (2015) also studied the chromospheric activity-rotation connection from  $H\alpha$  emission, and observed that M1–4 V stars with periods  $P < 26$  d and M5–8 V stars with periods  $P < 86$  d are all magnetically active according to their own def-

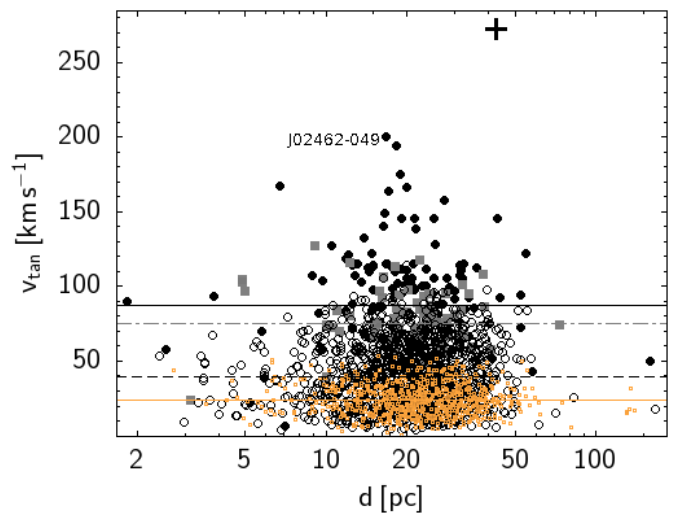


Fig. 11: Tangential velocity vs distance for the 2187 stars in the Carmencita sample with radial velocities. Each galactic population is represented with colours and symbols as in Fig. 9. Black solid, grey dash-dotted, black dashed and amber solid lines represent the mean values of  $v_{\text{tan}}$  of the thick, thick-thin, thin, and young discs populations. LP 651-7 / J02462–049 is the former halo candidate.

inition ( $\text{pEW}(H\alpha) < -0.75 \text{ \AA}$ ). We were able to compare their flat activity criterium with the exponential one of this work. In our sample, while imposing the same constraints, only 76% and 32% of the corresponding stars are chromospherically active using Eq. 11. To assess such a dramatic difference, we went back to our subsample of  $H\alpha$  active stars from Eq. 11 and with rotation periods. We found that 90% of the chromospherically active M1–4 V (actually M1.0–4.5 V) stars have  $P < 14.6$  d (and 99% have  $P < 28.5$  d), which is consistent with the results of West et al. (2015). However, 90% of the chromospherically active M5–8 V stars have  $P < 7.2$  d. On the one side, we noted the poor statistics, as relatively few late-type stars have precise  $P$  determinations. For example, in our sample, there are 74 stars with spectral type M5.0 V or later and a  $P$  determination, with only 18 of them being  $H\alpha$  active (according to Eq. 11). Furthermore, a large proportion of such  $P$  values for late dwarfs have been reported relatively recently with data from either the ground (Díez Alonso et al. 2019; Donati et al. 2023; Fouqué et al. 2023; Fuhrmeister et al. 2023), space (Raetz et al. 2020; Maguadda et al. 2022), or both (Shan et al. 2024). On the other hand, we ascribe most of the difference at the latest spectral types to our different definition of  $H\alpha$  activity (flat by West et al. 2015, exponential by us).

Similarly to our approach to  $P$  and  $v \sin i$ , we investigated the average  $\text{pEW}(H\alpha)$  of stars in different galactic populations. However, since it strongly varies as a function of spectral type, we used the 90% percentile (Q90) instead of the median. The Q90 of our  $\text{pEW}(H\alpha)$  are  $-6.0$ ,  $-3.0$ ,  $-0.2$ ,  $-0.6 \text{ \AA}$  for stars in the young, thin, thick-thin, and thick discs, respectively, and  $-7.1 \text{ \AA}$  for stars in SKGs. Although the spread is large, this result is again in line with previous works (e.g. West et al. 2006; Kiman et al. 2021).

Finally, Jones & West (2016) showed that NUV emission decreases with distance from the galactic plane (i.e. with age) for mid-M dwarfs. We confirm this behaviour with a new observable, which is the variation of the ratio of  $NUV - J$  active stars



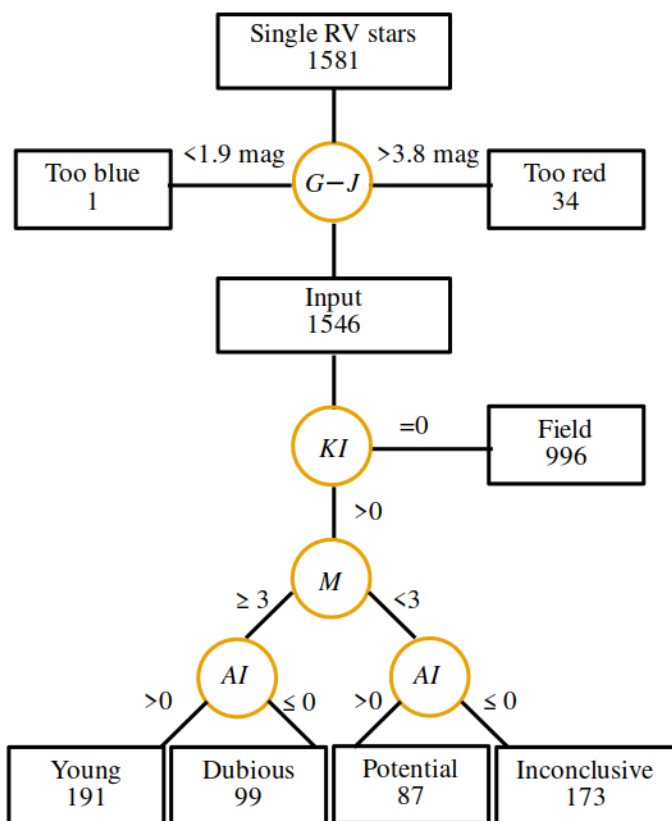


Fig. 12: Flowchart for the classification of young and active stars in our sample.

for each Galactic population: up to 34.6%, 15.1%, and 6.5% of the M dwarfs (regardless their spectral type) in the young, thin, and thick discs are active, according to Eq. 10, respectively (noting that there are no  $NUV - J$  active stars in the transition disc or halo). This ratio increases to 42.2% when we consider only the stars with at least one SKG classification by SteParKin, LACEwING, or BANYAN  $\Sigma$ . We applied the same methodology to X-ray emission, and found that 56.6%, 35.0%, and 40.0% of the M dwarfs in the young, thin, and thick discs are active according to Eq. 9, respectively (we included the only X-ray active transition-disc star in the thick-disc statistics). The ratio of X-ray active stars in SKGs increases to 62.3%. From the abnormally high ratio of X-ray active stars in the thick disc, we can conclude that X-rays are not as good as  $NUV - J$  in helping assess the age of relatively old stars. This result is a consequence of the distinct saturated and non-saturated coronal X-ray emission regimes in M dwarfs, which has been extensively discussed in the literature (Stauffer et al. 1994; Pizzolato et al. 2003; Wright et al. 2018; Magaudda et al. 2020; Reiners et al. 2022).

#### 4.4. Young stars

Lithium is destroyed in M dwarfs in about 30Ma (Chabrier et al. 2000; Jackson & Jeffries 2014; Galindo-Guil et al. 2022) and references therein). Of the 382 M dwarfs with telluric-absorption-corrected, high S/N, optical and near-infrared template CARMENES spectra collected by Nagel et al. (2023), only two stars, namely AU Mic and 2MASS J05082729–2101444, display the  $\text{Li I } \lambda 6707.8 \text{ \AA}$  doublet in absorption. Very few of the other  $\sim 1800$  M dwarfs that have not been investigated with

CARMENES have spectra of a high-enough resolution and S/N to look for Li I, which prevents any lithium-based age dating for virtually all the stars in our sample. Both AU Mic and 2MASS J05082729–2101444 are young stars in the  $\beta$  Pictoris moving group that have been included in several works based on CARMENES (Cale et al. 2021; Mallorquín et al. 2024; Kaur et al. submitted).

Instead of relying in the stellar lithium abundances, we took into account the accumulated kinematic and activity data on our stars without close companions for identifying the youngest ones. For that, we defined two ad hoc indices, namely, the ‘kinematic index’ ( $KI$ ) and ‘activity index’ ( $AI$ ). For computing  $KI$  for each star, we counted the positive answers to the question whether it kinematically belongs to the young disc or a SKG according to SteParKin, LACEwING, or BANYAN  $\Sigma$ . As a result,  $KI$  can vary between 0 and +4. The maximum  $KI$  is for stars in the young disc with SKG assignment by the three codes, whether they are identical. Likewise, for computing  $AI$  for each star, we added 0.4 for each of the corresponding activity parameters satisfying Eqs. 7–11 or subtracted 0.2 when it did not satisfy them (i.e. ‘A’ or ‘N’ in Table B.4, respectively). As a consequence,  $AI$  can vary between  $-1$  and  $+2$ . The maximum  $AI$  is for stars that satisfy the five Eqs. 7–11 simultaneously. The  $AI$  index is biased, as it does not only account for the strength of the different activity indicators, but also its measurement. Naturally, surveys tend to collect data of the brightest objects and, therefore, the brightest stars tend to have the five measurements ( $P$ ,  $v \sin i$ ,  $L_X/L_J$ ,  $NUV - J$ ,  $pEW(H\alpha)$ ) simultaneously.

After computing the  $KI$  and  $AI$  indices and collecting the number of activity parameters with available measurements,  $M$ , we applied the decision tree summarised in the flow diagram in Fig. 12. We classified the stars into field, young, potentially young (dubbed ‘potential’), dubious, and inconclusive. Here, field stars have  $KI = 0$ , that is, they are not members of the galactic young disc nor belong to any SKGs according to SteParKin, LACEwING, or BANYAN  $\Sigma$ . Also, dubious stands for stars that have young kinematics ( $KI > 0$ ) and more than two data points for which their current activity-rotation data points towards non active stars ( $AI < 0$ ), although more data would be needed to refute them. Potential stars have young kinematics ( $KI > 0$ ) as well and fewer than three data points. They have activity or rotation signatures ( $AI > 0$ ) but still additional measurements would be needed to confirm youth. Inconclusive stands for stars again with young kinematics ( $KI > 0$ ) and without enough data to evaluate youth. The remaining stars, which we call young, have at least one kinematic assignment to the young disc or a SKG, at least three measurements of activity indicators ( $M \geq 3$ ), and an  $AI$  greater than zero. In Fig. 13, we illustrate the results of our quantitative classification. The values  $+1$  for  $KI$  and  $+0.4/-0.2$  for  $AI$  were chosen for maximising the separation between active and non-active stars in such a diagram, while keeping the quantisation as simple as possible. The subtraction for  $AI$  was intended to better discriminate between stars with measurements available for evaluation that are not active, and stars without measurements available.

Of the 1581 RV stars without known companions, there is one star with a colour of  $G - J < 1.9 \text{ mag}$  (TYC 4450-1440-1 / J20109+708, K5 V) and 34 stars with a colour of  $G - J > 3.8 \text{ mag}$ , which are either too blue (warm, early) or too red (cool, late) for the range of application of Eqs. 7–11. This additional filter left us with 1546 stars for which we actually computed  $KI$  and  $AI$ . Of them, 996 are field stars with  $KI = 0$  regardless of their activity, while of the remaining 550 stars with  $KI > 0$ , we identified 191 young, 87 potential, 99 dubious, and 173 incon-

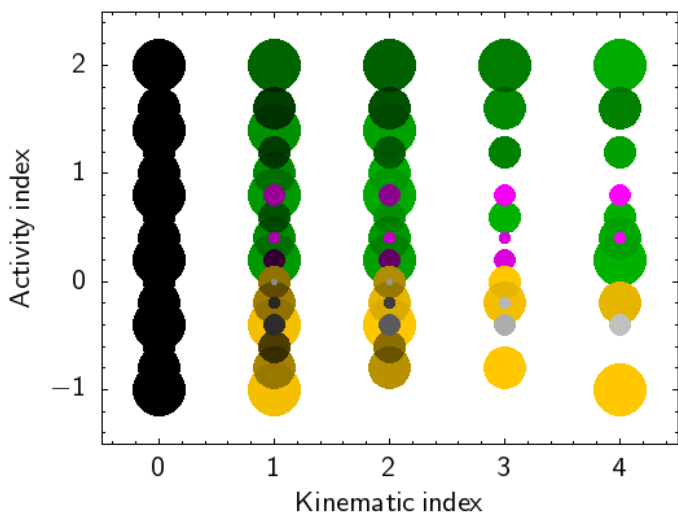


Fig. 13: Activity index,  $AI$ , vs kinematic index,  $KI$ . Young stars are green, potential are magenta, dubious are yellow, inconclusive are grey, and field are black. Sizes of the circles are proportional to the number of measurements,  $M$ .

clusive stars. The fraction of young stars among the 1546 low mass stars is in the range between 12 and 24%, considering also the 87+99 potential and dubious samples. There is another 11% corresponding to the 173 inconclusive stars that may increase this fraction up to 35%.

For the 191 young stars, we searched the literature for previous references to age determinations (e.g. Shkolnik et al. 2009), SKG membership (e.g. Zuckerman et al. 2011; Shkolnik et al. 2012; Schlieder et al. 2012a; Malo et al. 2013; Gagné et al. 2015; Alonso-Floriano et al. 2015a), and T Tauri status (e.g. Li et al. 2000). We found information for 78 stars only, including the 33 stars marked with an asterisk in Table 3 of bona fide members of young SKGs. Our literature analysis is summarised in footnote ‘e’ of Table B.4. We were not able to identify any age-related reference to any of the remaining 113 stars.

Very close binaries may suffer from tidal locking, speeding up, and enhanced magnetic activity (Holzwarth & Schüssler 2003; Meibom & Mathieu 2005; Oláh 2007; Kóvári et al. 2017). Of the 113 young star candidates, 36 were also identified by Cifuentes et al. (submitted) as new very close binary candidates, including spectroscopic binaries, based on *Gaia* data (for this work only confirmed binaries were removed for the analysis). Most (if not all) of these very close binary candidates may have  $AI > 0$  because of actual binarity and subsequent tidal locking. We thus have 77 new validated young star candidates with no known close companions, which we mark with footnote ‘f’ in Table B.4. Similarly, 24 of the 87 potentially young stars have a very close companion candidate that may explain their excess of activity not necessarily related to youth. Furthermore, some unreported close binaries in the field may have not been identified in previous multiplicity surveys, which may explain their moderate chromospheric or coronal activity (see Sect. 4.5).

In Table 5, we present the 26 new young star candidates with  $AI \geq 1.5$ , namely, those with the largest number of activity indicators satisfying Eqs. 7–11. We suggest a better characterisation and SKG assignation in forthcoming work for these 77 newly validated young star candidates.

Table 5: 26 new young candidates identified as highly active in this work.

Karmn	Name	Pop.	SKG	Activity flag <sup>a</sup>
J01033+623	V* V388 Cas	YD	...	AAA.A
J01134–229	GJ 1033	YD	...	A.AAA
J02071+642	G 244–049	YD	IC 2391	AAA.A
J03236+056	1RXS J032338.7+054117	YD	TW Hya / $\beta$ Pic	A.AAA
J03361+313	[GBM90] Per 49	YD	Castor	AAA.A
J04122+647	G 247–015	YD	Hyades	AAA.A
J04304+398	V546 Per	YD	...	AAA.A
J05566–103	1RXS J055641.0–101837	YD	...	AAA.A
J06000+027	G 99–049	YD	...	AAA.A
J09161+018	RX J0916.1+0153	D	UMa	AAA.A
J09302+265	2MASS J09301445+2630250	YD	...	AAAAA
J09589+059	NLTT 23096	YD	Castor	AAAAA
J10384+485	LP 167–071	YD	Hyades SC	AAAAA
J10522+059	NLTT 25568	YD	...	AAAAA
J13518+127	RX J1351.8+1247	D	UMa	AAA.A
J14194+029	NLTT 36959	YD	...	A.AAA
J14227+164	NLTT 37131	YD	Hyades	AAA.A
J14312+754	2MASS J14311348+7526423	YD	...	AAAAA
J14321+160	LP 440–038	D	UMa	AAAAA
J15480+043	RX J1548.0+0421	YD	...	AAA.A
J15557+686	RX J1555.7+6840	YD	Castor	A.AAA
J16401+007	LP 625–034	YD	UMa	AAA.A
J16570–043	LP 686–027	YD	...	AAAAA
J18498–238	V1216 Sgr	D	Castor	AA.AA
J19422–207	2MASS J19421282–2045477	YD	...	AAA.A
J19511+464	G 208–042	YD	IC 2391/Argus	AAA.A

**Notes.** <sup>(a)</sup> In the five-character activity flag, ‘A’ and ‘N’ indicate whether the star satisfies each of the Eqs. 7–11. Non literature values for assessment are represented with ‘.’. The five labels refer to  $P_{\text{rot}}$ ,  $v \sin i$ ,  $L_X/L_J$ ,  $NUV - J$ , and  $pEW(H\alpha)$  in this order.

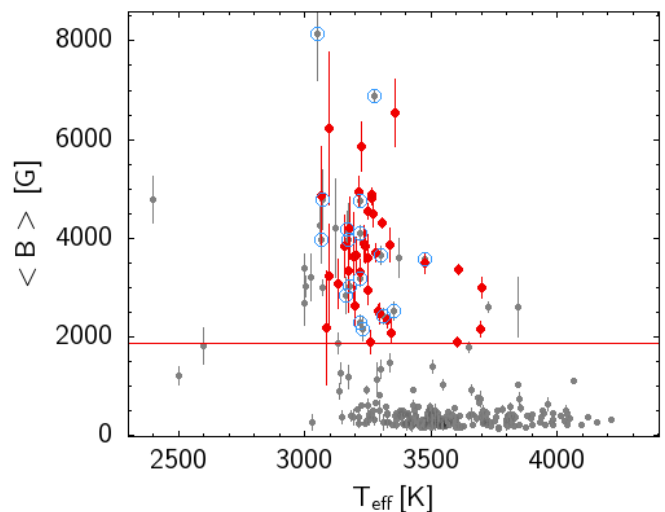


Fig. 14: Averaged magnetic field strength as a function of  $T_{\text{eff}}$ . The 36 very active stars of this work are plotted with red filled circles, the 17 stars with fewer activity features and strong magnetic fields are indicated by the blue empty circles, while the sample of M dwarfs in Reiners et al. (2022) is given by the grey circles. The red solid line is the 1900 G lower limit.

#### 4.5. The most active stars

Of the 1546 input M dwarfs (stars with colours  $1.9 \text{ mag} < G-J < 3.8 \text{ mag}$ ), there are only 118 stars that satisfy at least four of the five activity criteria of Eqs. 7–11. Of them, 81 stars belong to the young disc, 35 to the thin disc (including 16 young stars in SKGs), and 2 to the thick disc. Hence, 97 stars are identified as young based on our criteria and 9 of them are associated to SKGs

under 50 Ma; the 2 thick-disc stars are Ross 388 / J05091+154 and LP 86-173 / J06054+608. Ross 388 shows a significant radial velocity variability from *Gaia* DR3 data (Katz et al. 2023), which might be related to such high activity features. The presence of an unresolved binary companion (Cifuentes et al. submitted) may also explain such high activity features in a supposedly old star (Shkolnik et al. 2009; Jeffers et al. 2018; Rodríguez Martínez et al. 2020; Raetz et al. 2020). This close multiplicity was not detected, however, in lucky imaging observations by Jódar et al. (2013) and Cortés-Contreras et al. (2017). We conducted a thorough search in the literature on the other thick star (i.e. LP 86-173) and found that it had incorrectly passed our initial close-binary filters. It was identified as a single-lined spectroscopic binary of a white dwarf primary and an M-dwarf companion (Winters et al. 2020). The white dwarf has a similar mass, but it is hardly visible in photometry or low-resolution spectroscopy. From this finding, we concluded that (i) the scenario of a white dwarf and an M dwarf in a close orbit would effectively explain its high activity (e.g.  $P \approx 0.31$  d,  $v \sin i = 27.9 \pm 1.3$  km s<sup>-1</sup>,  $pEW(H\alpha) = -9.3 \pm 0.6$  Å,  $NUV - J = 8.509 \pm 0.034$  mag – Alonso-Floriano et al. 2015b; Newton et al. 2016; Kesseli et al. 2018; Winters et al. 2020; Cifuentes et al. 2020), (ii) the existence of an evolved white dwarf in the system supports our kinematic thick-disc classification, (iii) some other close spectroscopic binary may have passed our initial filters, and (iv) this unnoticed close multiplicity may have also contaminated previous searches for young stars (Shkolnik et al. 2011; Klutsch et al. 2014; Gagné et al. 2014).

Reiners et al. (2022) measured the surface-averaged magnetic fields of 36 of the 118 very active stars. The 36 M0.0–5.0 V stars are listed in the top part of Table 6 and are illustrated in Fig. 14. As expected, all of the 36 stars display strong magnetic fields, of over 1900 G. Except in six cases (2MASS J06572616+7405265 / J06574+740, RY Sex / J10360+051, FN Vir / J13005+056, RX J1417.3+4525 / J14173+454, OT Ser / J15218+209, and LP 390-16 / J1831+260), they belong to the young disc, to an SKG, or both. Of the six exceptional stars, one (RX J1417.3+4525) displays a large scatter of precise radial velocities in the CARMENES survey (Ribas et al. 2023). It is also a new close binary candidate, previously reported by Cifuentes et al. (submitted). It may be another pair of stars with enhanced magnetic activity due to a fast, tidally locked rotation of only  $0.37 \pm 0.04$  d (Shan et al. 2024). However, some of the other four stars in the thin disc have been repeatedly included as targets for high-contrast surveys for young sub-stellar companions (e.g. Daemgen et al. 2007; Allen & Reid 2008; Beichman et al. 2010; Salama et al. 2021) and are very well characterised. These 6 stars without young kinematics over the 36 stars with strong magnetic fields represent a fraction of 17%. Although the sample is not statistically significant, it can be interpreted as a contamination rate that highlights the fundamental role of combining activity with kinematics when assessing youth.

As a result, we may conclude that some young stars can either exhibit kinematics that are inconsistent with the young disc and they are actually older than stars in the young disc, but have retained enhanced activity for longer (or both). The opposite case may also be true, namely, that some old stars can either have kinematics consistent with the young disc and, although they are actually younger than stars in the thin disc, they retained enhanced activity for a shorter amount of time (e.g. BD+01 2447 / J10289+008 in the AB Dor moving group; Malo et al. 2013; Zuckerman et al. 2011; Gagné et al. 2018 – but see Amado et al. 2021). Alternatively, both may again be valid at once. These conclusions have a tremendous impact on current attempts to derive

Table 6: 36+17 stars with strong magnetic fields from Reiners et al. (2022).

Karmn <sup>a</sup>	Name	Pop.	SKG	Activity flag <sup>b</sup>	Class <sup>c</sup>
● <i>Very active</i>					
J03473–019	G 80-021	YD	AB Dor	AAA.A	Y
J04472+206*	RX J0447.2+2038	YD	IC 2391/Argus	AAAAA	Y
J05019+011	1RXS J050156.7+010845	YD	IC 2391/ $\beta$ Pic	AAA.A	Y
J05062+046*	RX J0506.2+0439	YD	IC 2391/Argus/ $\beta$ Pic	AAA.A	Y
J06000+027	G 99–049	YD	...	AAA.A	Y
J06318+414*	LP 205-044	YD	...	AAA.A	Y
J06574+740*	2MASS J06572616+7405265	D	...	AAAAA	F
J07319+362N	V* BL Lyn	YD	Castor	ANAAA	Y
J07446+035	YZ CMi	YD	IC 2391/Argus	AAA.A	Y
J07472+503	2MASS J07471385+5020386	D	UMa	AANAA	Y
J07558+833	GJ 1101	YD	Hyades SC	AAAAA	Y
J09161+018	RX J0916.1+0153	D	UMa	AAA.A	Y
J09449–123	G 161-071	YD	IC 2391/Argus	AAAAA	Y
J10360+051	RY Sex	D	...	ANAAA	F
J11201–104	LP 733-099	YD	...	AAAAA	Y
J11476+002	LP 613-049 A	YD	IC 2391	ANAAA	Y
J12156+526*	StKM 2-809	D	UMa	AAAAA	Y
J12428+418	G 123-55	YD	Hyades	ANAAA	Y
J13005+056	FN Vir	D	...	AAAAA	F
J13536+776	RX J1353.6+7737	D	UMa	AAAAA	Y
J13591-198	LP 799–007	YD	IC 2391	AAAAA	Y
J14173+454*	RX J1417.3+4525	D	...	AAA.A	F
J15218+209	OT Ser	D	...	AAAAA	F
J15499+796*	LP 23-35	YD	...	AANAA	Y
J16570–043	LP 686-027	YD	...	AAAAA	Y
J18022+642	LP 071-082	D	UMa	AAAAA	Y
J18131+260	LP 390-16	D	...	AAAAA	F
J18174+483	TYC 3529-1437-1	YD	...	ANAAA	Y
J18498-238	V1216 Sgr	D	Castor	AAA.A	Y
J19422-207	2MASS J19421282-2045477	YD	...	AAA.A	Y
J19511+464	G 208-042	YD	IC 2391/Argus	AAA.A	Y
J20451–313	AU Mic	YD	$\beta$ Pic	AAAAA	Y
J22012+283	V374 Peg	YD	Castor	AAAAA	Y
J22468+443	EV Lac	D	UMa	AAA.A	Y
J22518+317	GT Peg	YD	...	AAA.A	Y
J23548+385	RX J2354.8+3831	D	UMa	ANAAA	Y
○ <i>Less active</i>					
J04153–076	$\sigma^2$ Eri C	TD-D	...	ANA.A	F
J05366+112	2MASS J05363846+1117487	YD	...	AN.A	Y
J07033+346	LP 255–011	D	...	AN.AA	F
J10196+198	AD Leo	YD	...	ANA.A	Y
J10584–107	LP 731–076	YD	...	NNAA	Y
J11055+435	WX UMa	TD-D	...	NNAN	F
J11474+667*	1RXS J114728.8+664405	YD	Castor	NNAA	Y
J12189+111	GL Vir	YD	Hyades	AAANN	Y
J13102+477	G 177–025	D	...	NNAA	F
J14321+081	LP 560-035	YD	Hyades	NN.NN	D
J15305+094	NLTT 40406	D	...	AA.NN	F
J16313+408*	G 180–060	YD	IC 2391/Argus	AN.NN	D
J17338+169*	1RXS J173353.5+165515	YD	...	AAA.N	Y
J18075–159	GJ 1224	D	...	ANA.A	F
J18189+661	LP 71–165	D	...	ANAN	F
J20093–012	2MASS J20091824-0113377	D	...	ANA.A	F
J22231-176	LP 820–012	D	...	NNAAN	F

**Notes.** (a) Asterisk “\*” in the Karmn identifier marks stars with a new close binary candidate companion (Cifuentes et al. submitted) (b) In the five-character activity flag, ‘A’ and ‘N’ indicate whether the star satisfies each of the Eqs. 7–11. Non-literature values for assessment are represented with ‘.’. The five labels refer to  $P_{\text{rot}}$ ,  $v \sin i$ ,  $L_X/L_J$ ,  $NUV - J$ , and  $pEW(H\alpha)$  in this order. (c) Classes ‘D’, ‘F’, and ‘Y’ indicate dubious, field, and young stars, respectively, as established in this work.

stellar ages in general, and of M dwarfs that have burned their lithium in particular, as it may be extremely difficult to disentangle stellar activity, kinematic membership, and actual age. Furthermore, this would make it difficult to derive reliable activity-age relations.

There are another 17 M dwarfs in common between our work and that of Reiners et al. (2022) with magnetic fields above 1900 G (listed at the bottom of Table 6): here, there are



8 stars of the young disc or a SKG, 7 thin-disc stars, and 2 thick-thin transition disc stars (i.e.  $\alpha^2$  Eri C / J04153-076 and WX UMa / J11055+435). We were not able to corroborate the young age for only 1 out of the 8 kinematically young stars (i.e. the fast-rotating M6.0 V star LP 560-35 / J14321+081) based on Sect. 4.4. These results support the aforementioned stellar activity-kinematic membership-age entangling in late-type stars.

Despite these difficulties, our sample includes a very few obvious cases of significant activity-age relations. For example, among the 22 M dwarfs classified as young with at least four activity indicators satisfying Eqs. 7–11 and with strong magnetic fields (of over 1900 G), there are 9 stars that are perhaps the youngest, most active, nearest M dwarfs observable from Calar Alto, with ages of less than about 50 Ma. This list of very young, very active stars includes AU Mic / J20451–313, 1RXS J050156.7+010845 / J05019+011 and RX J0506.2+0439 / J05062+046 in the  $\beta$  Pictoris Moving Group (Barrado y Navascués et al. 1999; Zuckerman et al. 2001; Alonso-Floriano et al. 2015a), G 161-071 / J09449–123, LP 613-49 A / J11476+002, RX J0447.2+2038 / J04472+206, and G 208-042 / J19511+464 in Argus or IC 2391 (Malo et al. 2013; this work).

## 5. Summary

We provide the spectral types, astrometric, and kinematic parameters for 2215 M dwarfs and 3 late K dwarfs contained in the Carmencita database. We report the radial velocities for 2187 of them, which we used to compute their *UVW* galactocentric velocities.

On the one hand, we placed these stars in the different galactic populations: galactic halo (1), thick disc (150), transition between the thick and thin disc (78), and thin disc (1958). Among the thin-disc population, we distinguished sources belonging to the young disc based on the definition of Leggett (1992) (713). On the other hand, we used *StParKin*, *LACEwING*, and *BANYAN  $\Sigma$*  algorithms to assign the stars to any young SKG in the solar neighbourhood, based on kinematics.

To assess their youth, we evaluated the dependence of stellar rotation and activity with  $G - J$  colour as a proxy of spectral type and age through X-rays,  $H\alpha$ , and *NUV GALEX* band emission, along with the rotational velocity and rotational period by using members of the Praesepe and Hyades clusters, as well as bona fide members of young SKGs in our sample. We observe that young (<800 Ma) M dwarfs are typically constrained within certain rotation and activity limits, providing evidence for fast rotation and strong chromospheric and coronal emissions in young low-mass stars, in comparison with older sources. We provide five rotation- and activity-colour relations in the M dwarf regime that young stars are expected to satisfy. We applied these equations to 1546 M dwarfs without known companions and with a colour range of  $1.9 \text{ mag} < G - J < 3.8 \text{ mag}$ . We defined two indices to help us quantify the activity and kinematic results. We identified 191 young M dwarfs, 113 of which are presented for the first time as young in the framework of this paper. Another 87 stars have been identified as potentially young, whereas for 99 stars, the classification is not fully clear (dubious) and for 173 stars, we do not have enough data for carry out a proper assessment (inconclusive). Finally, 996 stars have been identified as field members. Furthermore, we also identified the 118 most active sources in our sample regardless their kinematics. Of them, 97 are young stars as by our criteria. Out of the 118 very active M dwarfs, there are 36 stars with strong magnetic fields over 1900 G, among which we identified nine M dwarfs likely younger than 50 Ma. We identified another 17 stars from

the sample of 1546 stars without outstanding levels of activity and with magnetic fields over 1900 G.

Previous searches for M dwarfs that are either very young (very active or in SKGs) or very old (in the thick disc or halo) have been quite complete, as very few young nearby stars in SKGs still lack assignments. However, there is much more work that needs to be done in terms of determining more precise ages for M dwarfs. For that purpose, astronomers will have to continue battling on several fronts. One is to go on collecting, improving, and simultaneously analysing all kinematic, photometric (rotation periods, and UV flux excess), spectroscopic (rotational velocity,  $H\alpha$ , and other chromospheric lines), and X-ray data. The other approach is to go on measuring such activity indicators of late-type stars in open clusters and SKGs with well-determined ages. Thus, the more clusters, stars per cluster, and different cluster ages at our disposal, the better the results we will be able to obtain in the future.

## 6. Data availability

Long tables B.1, B.2, B.3, and B.4 are only available in electronic form at the CDS via anonymous ftp to [cdsarc.u-strasbg.fr](ftp://cdsarc.u-strasbg.fr) (130.79.128.5) or via [http://cdsweb.u-strasbg.fr/cgi-bin/qcat?J/A+A/\\*/\\*](http://cdsweb.u-strasbg.fr/cgi-bin/qcat?J/A+A/*/*).

*Acknowledgements.* We thank the anonymous referee for their constructive comments that helped to improve the quality of this paper. We also acknowledge A. J. Domínguez-Fernández, I. Gallardo, and L. Peralta de Arriba for their valuable assessment, and R. Clavero and D. Jones for the ALFOSC observations. CARMENES is an instrument at the Centro Astronómico Hispánico en Andalucía (CAHA) at Calar Alto (Almería, Spain), operated jointly by the Junta de Andalucía and the Instituto de Astrofísica de Andalucía (CSIC). CARMENES was funded by the Max-Planck-Gesellschaft (MPG), the Consejo Superior de Investigaciones Científicas (CSIC), the Ministerio de Economía y Competitividad (MINECO) and the European Regional Development Fund (ERDF) through projects FICTS-2011-02, ICTS-2017-07-CAHA-4, and CAHA16-CE-3978, and the members of the CARMENES Consortium with additional contributions by the MINECO, the Deutsche Forschungsgemeinschaft (DFG) through the Major Research Instrumentation Programme and Research Unit FOR2544 “Blue Planets around Red Stars”, the Klaus Tschira Stiftung, the states of Baden-Württemberg and Niedersachsen, and by the Junta de Andalucía. This article is based on observations made in the Observatorios de Canarias del IAC with the Nordic Optical Telescope (NOT) operated on the island of La Palma in the Observatorio del Roque de los Muchachos through programme number 64-264. We acknowledge financial support from the Agencia Estatal de Investigación (AEI/10.13039/501100011033) of the Ministerio de Ciencia, Innovación y Universidades and the ERDF “A way of making Europe” through projects PID2022-137241NB-C4[1:4], PID2021-125627OB-C31, and the Centre of Excellence “Severo Ochoa” and “María de Maeztu” awards to the Instituto de Astrofísica de Canarias (CEX2019-000920-S), Instituto de Astrofísica de Andalucía (CEX2021-001131-S) and Institut de Ciències de l’Espai (CEX2020-001058-M). We also acknowledge support from the “Tecnologías avanzadas para la exploración de universo y sus componentes” (PR47/21 TAU) project funded by Comunidad de Madrid, by the Recovery, Transformation and Resilience Plan from the Spanish State, and by NextGenerationEU from the European Union through the Recovery and Resilience Facility. This research made use of the CDS cross-match service (Boch et al. 2012; Pineau et al. 2020), SIMBAD database (Wenger et al. 2000), VizieR catalogue access tool (Ochsenbein et al. 2000), and Aladin sky atlas (Bonnarel et al. 2000; Boch & Fernique 2014) provided by CDS, Strasbourg, France. This research also made use of the TOPCAT (Taylor 2005), STILTS (Taylor 2006), and the SVO Discovery Tool, developed by the Spanish Virtual Observatory <https://svo.cab.inta-csic.es> project funded by MCIN/AEI/10.13039/501100011033/ through grant PID2020-112949GB-I00.

## References

- Abdurro’uf, Accetta, K., Aerts, C., et al. 2022, *ApJS*, 259, 35
- Abia, C., Tabernero, H. M., Korotin, S. A., et al. 2020, *A&A*, 642, A227
- Adams, W. S. & Joy, A. H. 1922, *PASP*, 34, 174
- Ahn, C. P., Alexandroff, R., Allende Prieto, C., et al. 2012, *ApJS*, 203, 21
- Allen, P. R. & Reid, I. N. 2008, *AJ*, 135, 2024

- Aller, K. M., Liu, M. C., Magnier, E. A., et al. 2016, *ApJ*, 821, 120
- Alonso-Floriano, F. J., Caballero, J. A., Cortés-Contreras, M., Solano, E., & Montes, D. 2015a, *A&A*, 583, A85
- Alonso-Floriano, F. J., Morales, J. C., Caballero, J. A., et al. 2015b, *A&A*, 577, A128
- Amado, P. J., Bauer, F. F., Rodríguez López, C., et al. 2021, *A&A*, 650, A188
- Ammler-von Eiff, M., Bedalov, A., Kranhold, C., et al. 2016, *A&A*, 591, A84
- Antoja, T., Helmi, A., Romero-Gómez, M., et al. 2018, *Nature*, 561, 360
- Bailer-Jones, C. A. L., Rybizki, J., Andrae, R., & Fouesneau, M. 2018, *A&A*, 616, A37
- Baraffe, I., Chabrier, G., Allard, F., & Hauschildt, P. H. 1998, *A&A*, 337, 403
- Barber, M. G., Mann, A. W., Bush, J. L., et al. 2022, *AJ*, 164, 88
- Barnes, J. R., Jenkins, J. S., Jones, H. R. A., et al. 2014, *MNRAS*, 439, 3094
- Barnes, S. A. 2010, *ApJ*, 722, 222
- Baroch, D., Morales, J. C., Ribas, I., et al. 2021, *A&A*, 653, A49
- Baroch, D., Morales, J. C., Ribas, I., et al. 2018, *A&A*, 619, A32
- Barrado y Navascués, D. 1998, *A&A*, 339, 831
- Barrado y Navascués, D. & Martín, E. L. 2003, *AJ*, 126, 2997
- Barrado y Navascués, D., Stauffer, J. R., & Jayawardhana, R. 2004, *ApJ*, 614, 386
- Barrado y Navascués, D., Stauffer, J. R., Song, I., & Caillault, J. P. 1999, *ApJ*, 520, L123
- Bartlett, J. L., Lurie, J. C., Riedel, A., et al. 2017, *AJ*, 154, 151
- Basri, G., Marcy, G. W., & Graham, J. R. 1996, *ApJ*, 458, 600
- Beichman, C. A., Krist, J., Trauger, J. T., et al. 2010, *PASP*, 122, 162
- Bell, C. P. M., Mamajek, E. E., & Naylor, T. 2015, *MNRAS*, 454, 593
- Bello-García, A., Passegger, V. M., Ordieres-Meré, J., et al. 2023, *A&A*, 673, A105
- Benneke, B., Werner, M., Petigura, E., et al. 2017, *ApJ*, 834, 187
- Bensby, T., Feltzing, S., & Lundström, I. 2003, *A&A*, 410, 527
- Bensby, T., Feltzing, S., Lundström, I., & Ilyin, I. 2005, *A&A*, 433, 185
- Bernhard, K., Lloyd, C., & Frank, P. 2010, *Open European Journal on Variable Stars*, 0123, 1
- Berta-Thompson, Z. K., Irwin, J., Charbonneau, D., et al. 2015, *Nature*, 527, 204
- Bertout, C., Basri, G., & Bouvier, J. 1988, *ApJ*, 330, 350
- Bianchi, L., Herald, J., Efremova, B., et al. 2011, *Ap&SS*, 335, 161
- Biddle, L. I., Pearson, K. A., Crossfield, I. J. M., et al. 2014, *MNRAS*, 443, 1810
- Bidelman, W. P. 1985, *ApJS*, 59, 197
- Binks, A. S. & Jeffries, R. D. 2014, *MNRAS*, 438, L11
- Binks, A. S., Jeffries, R. D., & Maxted, P. F. L. 2015, *Monthly Notices of the Royal Astronomical Society*, 452, 173
- Binks, A. S., Jeffries, R. D., Sacco, G. G., et al. 2022, *MNRAS*, 513, 5727
- Birky, J., Hogg, D. W., Mann, A. W., & Burgasser, A. 2020, *ApJ*, 892, 31
- Bischoff, R., Mugrauer, M., Torres, G., et al. 2020, *Astronomische Nachrichten*, 341, 908
- Bluhm, P., Luque, R., Espinoza, N., et al. 2020, *A&A*, 639, A132
- Boch, T. & Fernique, P. 2014, in *Astronomical Society of the Pacific Conference Series*, Vol. 485, *Astronomical Data Analysis Software and Systems XXIII*, ed. N. Manset & P. Forshay, 277
- Boch, T., Pineau, F., & Derriere, S. 2012, in *Astronomical Society of the Pacific Conference Series*, Vol. 461, *Astronomical Data Analysis Software and Systems XXI*, ed. P. Ballester, D. Egret, & N. P. F. Lorente, 291
- Bochanski, J. J., Hawley, S. L., Covey, K. R., et al. 2010, *AJ*, 139, 2679
- Bochanski, J. J., Hawley, S. L., Reid, I. N., et al. 2005, *AJ*, 130, 1871
- Bochanski, J. J., West, A. A., Hawley, S. L., & Covey, K. R. 2007, *AJ*, 133, 531
- Bogess, A., Carr, F. A., Evans, D. C., et al. 1978, *Nature*, 275, 372
- Bonfils, X., Delfosse, X., Udry, S., et al. 2013, *A&A*, 549, A109
- Bonnarel, F., Fernique, P., Bienaymé, O., et al. 2000, *A&AS*, 143, 33
- Bouvier, J., Cabrit, S., Fernandez, M., Martin, E. L., & Matthews, J. M. 1993, *A&A*, 272, 176
- Bowler, B. P., Shkolnik, E. L., Liu, M. C., et al. 2015, *ApJ*, 806, 62
- Brandner, W., Calissendorff, P., & Kopytova, T. 2023, *AJ*, 165, 108
- Brandt, T. D. & Huang, C. X. 2015a, *ApJ*, 807, 58
- Brandt, T. D. & Huang, C. X. 2015b, *ApJ*, 807, 24
- Briceño, C., Calvet, N., Kenyon, S., & Hartmann, L. 1999, *AJ*, 118, 1354
- Briceño, C., Hartmann, L., Stauffer, J., & Martín, E. 1998, *AJ*, 115, 2074
- Brown, T. M. 2014, *ApJ*, 789, 101
- Browning, M. K. 2008, *ApJ*, 676, 1262
- Browning, M. K., Basri, G., Marcy, G. W., West, A. A., & Zhang, J. 2010, *AJ*, 139, 504
- Burgasser, A. J., Gillon, M., Melis, C., et al. 2015, *AJ*, 149, 104
- Buscombe, W. & Foster, B. E. 1998, *MK spectral classifications. Thirteenth general catalogue, epoch 2000, including UBV photometry.*
- Buser, R., Rong, J., & Karaali, S. 1999, *A&A*, 348, 98
- Caballero, J. A. 2009, *A&A*, 507, 251
- Caballero, J. A. 2010, *A&A*, 514, A98
- Caballero, J. A., Cortés-Contreras, M., Alonso-Floriano, F. J., et al. 2016, in *19th Cambridge Workshop on Cool Stars, Stellar Systems, and the Sun (CS19)*, *Cambridge Workshop on Cool Stars, Stellar Systems, and the Sun*, 148
- Caballero, J. A., Cortés-Contreras, M., López-Santiago, J., et al. 2013, in *Highlights of Spanish Astrophysics VII*, ed. J. C. Guirado, L. M. Lara, V. Quilis, & J. Gorgas, 645–645
- Cabrera-Lavers, A., Bilir, S., Ak, S., Yaz, E., & López-Corredoira, M. 2007, *A&A*, 464, 565
- Cale, B. L., Reefer, M., Plavchan, P., et al. 2021, *AJ*, 162, 295
- Capistrant, B. K., Soares-Furtado, M., Vanderburg, A., et al. 2024, *AJ*, 167, 54
- Cayrel, R., Hill, V., Beers, T. C., et al. 2001, *Nature*, 409, 691
- Chabrier, G. 2003, *PASP*, 115, 763
- Chabrier, G., Baraffe, I., Allard, F., & Hauschildt, P. 2000, *ApJ*, 542, 464
- Chen, B., Stoughton, C., Smith, J. A., et al. 2001, *ApJ*, 553, 184
- Cifuentes, C., Caballero, J. A., Cortés-Contreras, M., et al. 2020, *A&A*, 642, A115
- Cifuentes, C., Caballero, J. A., & González-Payo, J. submitted, *A&A*
- Close, L. M., Siegler, N., Freed, M., & Biller, B. 2003, *ApJ*, 587, 407
- Collier Cameron, A. & Robinson, R. D. 1989, *MNRAS*, 236, 57
- Cortés-Contreras, M., Béjar, V. J. S., Caballero, J. A., et al. 2017, *A&A*, 597, A47
- Crain, J. N., Sanders, W. L., Fomalont, E. B., & Sramek, R. A. 1986, *PASP*, 98, 325
- Crundall, T. D., Ireland, M. J., Krumholz, M. R., et al. 2019, *MNRAS*, 489, 3625
- Cruz, K. L. & Reid, I. N. 2002, *AJ*, 123, 2828
- Cruz, K. L., Reid, I. N., Liebert, J., Kirkpatrick, J. D., & Lowrance, P. J. 2003, *AJ*, 126, 2421
- Cutri et al., R. M. 2014, *VizieR Online Data Catalog*, II/328
- Cvetković, Z., Pavlović, R., Ninković, S., & Stojanović, M. 2012, *AJ*, 144, 80
- Daemgen, S., Siegler, N., Reid, I. N., & Close, L. M. 2007, *ApJ*, 654, 558
- Davenport, J. R. A., Covey, K. R., Clarke, R. W., et al. 2019, *ApJ*, 871, 241
- David, T. J., Hillenbrand, L. A., Petigura, E. A., et al. 2016, *Nature*, 534, 658
- De Silva, G. M., Freeman, K. C., Asplund, M., et al. 2007, *AJ*, 133, 1161
- de Silva, G. M., Freeman, K. C., Bland-Hawthorn, J., et al. 2011, *MNRAS*, 415, 563
- Deacon, N. R., Liu, M. C., Magnier, E. A., et al. 2012, *ApJ*, 757, 100
- Dedrick, C. M., Fulton, B. J., Knutson, H. A., et al. 2021, *AJ*, 161, 86
- Delorme, P., Collier Cameron, A., Hebb, L., et al. 2011, *MNRAS*, 413, 2218
- Demory, B. O., Pozuelos, F. J., Gómez Maqueo Chew, Y., et al. 2020, *A&A*, 642, A49
- Deshpande, R., Martín, E. L., Montgomery, M. M., et al. 2012, *AJ*, 144, 99
- Díaz, R. F., Delfosse, X., Hobson, M. J., et al. 2019, *A&A*, 625, A17
- Díez Alonso, E., Caballero, J. A., Montes, D., et al. 2019, *A&A*, 621, A126
- Díez Alonso, E., Suárez Gómez, S. L., González Hernández, J. I., et al. 2018, *MNRAS*, 476, L50
- Ding, M.-Y., Shi, J.-R., Wu, Y., et al. 2022, *ApJS*, 260, 45
- Dittmann, J. A., Irwin, J. M., Charbonneau, D., & Berta-Thompson, Z. K. 2014, *ApJ*, 784, 156
- Dittmann, J. A., Irwin, J. M., Charbonneau, D., et al. 2017, *Nature*, 544, 333
- Donati, J. F., Lehmann, L. T., Cristofari, P. I., et al. 2023, *MNRAS*, 525, 2015
- Douglas, S. T., Agüeros, M. A., Covey, K. R., et al. 2014, *ApJ*, 795, 161
- Douglas, S. T., Curtis, J. L., Agüeros, M. A., et al. 2019, *ApJ*, 879, 100
- Dreizler, S., Crossfield, I. J. M., Kossakowski, D., et al. 2020, *A&A*, 644, A127
- Dreizler, S., Jeffers, S. V., Rodríguez, E., et al. 2020, *Monthly Notices of the Royal Astronomical Society*, 493, 536
- Dreizler, S., Luque, R., Ribas, I., et al. 2024, *A&A*, 684, A117
- Dressing, C. D., Hardegree-Ullman, K., Schlieder, J. E., et al. 2019, *AJ*, 158, 87
- Dupuy, T. J., Liu, M. C., Best, W. M. J., et al. 2019, *AJ*, 158, 174
- Dyer, E. R., J. 1954, *AJ*, 59, 218
- Eggen, O. J. 1960, *Monthly Notices of the Royal Astronomical Society*, 120, 540
- Eggen, O. J. 1989, *PASP*, 101, 54
- Eggen, O. J. 1993, *AJ*, 106, 1885
- Eisenbeis, T., Ammler-von Eiff, M., Roell, T., et al. 2013, *A&A*, 556, A53
- Elliott, P., Bayo, A., Melo, C. H. F., et al. 2014, *A&A*, 568, A26
- Elliott, P., Bayo, A., Melo, C. H. F., et al. 2016, *A&A*, 590, A13
- Engle, S. G. & Guinan, E. F. 2023, *ApJ*, 954, L50
- Evans, D. W., Irwin, M. J., & Helmer, L. 2002, *A&A*, 395, 347
- Fang, X.-S., Gu, S.-H., Cheung, S.-L., et al. 2010, *Research in Astronomy and Astrophysics*, 10, 253
- Fernández, D., Figueras, F., & Torra, J. 2008, *A&A*, 480, 735
- Filippazzo, J. C., Rice, E. L., Faherty, J., et al. 2015, *ApJ*, 810, 158
- Finch, C. T. & Zacharias, N. 2016, *AJ*, 151, 160
- Finch, C. T., Zacharias, N., & Jao, W.-C. 2018, *AJ*, 155, 176
- Fleming, T. A., Liebert, J., Gioia, I. M., & Maccacaro, T. 1988, *ApJ*, 331, 958
- Fleming, T. A., Schmitt, J. H. M. M., & Giampapa, M. S. 1995, *ApJ*, 450, 401
- Fouqué, P., Martioli, E., Donati, J. F., et al. 2023, *A&A*, 672, A52
- Fouqué, P., Moutou, C., Malo, L., et al. 2018, *MNRAS*, 475, 1960
- Frith, J., Pinfield, D. J., Jones, H. R. A., et al. 2013, *MNRAS*, 435, 2161
- Fuhrmann, K. 1998, *A&A*, 338, 161
- Fuhrmann, K. 2008, *MNRAS*, 384, 173
- Fuhrmeister, B., Czesla, S., Nagel, E., et al. 2022, *A&A*, 657, A125
- Fuhrmeister, B., Czesla, S., Schmitt, J. H. M. M., et al. 2018, *A&A*, 615, A14
- Fuhrmeister, B., Czesla, S., Schmitt, J. H. M. M., et al. 2019, *A&A*, 623, A24

- Fuhrmeister, B., Czesla, S., Schmitt, J. H. M. M., et al. 2023, *A&A*, 678, A1
- Gagné, J. & Faherty, J. K. 2018, *ApJ*, 862, 138
- Gagné, J., Lafrenière, D., Doyon, R., Malo, L., & Artigau, É. 2014, *ApJ*, 783, 121
- Gagné, J., Lafrenière, D., Doyon, R., Malo, L., & Artigau, É. 2015, *ApJ*, 798, 73
- Gagné, J., Mamajek, E. E., Malo, L., et al. 2018, *ApJ*, 856, 23
- Gagné, J., Moranta, L., Faherty, J. K., et al. 2023, *ApJ*, 945, 119
- Gaia Collaboration, Brown, A. G. A., Vallenari, A., et al. 2018, *A&A*, 616, A1
- Gaia Collaboration, Brown, A. G. A., Vallenari, A., et al. 2021, *A&A*, 649, A1
- Gaia Collaboration, Brown, A. G. A., Vallenari, A., et al. 2016, *A&A*, 595, A2
- Gaia Collaboration, Vallenari, A., Brown, A. G. A., et al. 2023, *A&A*, 674, A1
- Gaidos, E., Mann, A. W., Lépine, S., et al. 2014, *MNRAS*, 443, 2561
- Galindo-Guil, F. J., Barrado, D., Bouy, H., et al. 2022, *A&A*, 664, A70
- Galli, P. A. B., Loinard, L., Ortiz-Léon, G. N., et al. 2018, *ApJ*, 859, 33
- Getman, K. V., Feigelson, E. D., & Garmire, G. P. 2023, *ApJ*, 952, 63
- Giampapa, M. S. & Liebert, J. 1986, *ApJ*, 305, 784
- Giannuzzi, M. A. 1979, *A&A*, 77, 214
- Gigoyan, K. S., Sinamyán, P. K., Engels, D., & Mickaelian, A. M. 2010, *Astrophysics*, 53, 123
- Gilhool, S. H., Blake, C. H., Terrien, R. C., et al. 2018, *AJ*, 155, 38
- Gillon, M., Jehin, E., Lederer, S. M., et al. 2016, *Nature*, 533, 221
- Gilmore, G. & Wyse, R. F. G. 1985, *AJ*, 90, 2015
- Gizis, J. E. & Reid, I. N. 1997, *PASP*, 109, 849
- Gizis, J. E., Reid, I. N., & Hawley, S. L. 2002, *AJ*, 123, 3356
- Gomes da Silva, J., Santos, N. C., Boisse, I., Dumusque, X., & Lovis, C. 2014, *A&A*, 566, A66
- Gossage, S., Conroy, C., Dotter, A., et al. 2018, *ApJ*, 863, 67
- Gray, R. O., Corbally, C. J., Garrison, R. F., et al. 2006, *AJ*, 132, 161
- Gray, R. O., Corbally, C. J., Garrison, R. F., McFadden, M. T., & Robinson, P. E. 2003, *AJ*, 126, 2048
- Green, J. C., Froning, C. S., Osterman, S., et al. 2012, *ApJ*, 744, 60
- Greenstein, J. L. 1989, *PASP*, 101, 787
- Griffin, R. F., Gunn, J. E., Zimmerman, B. A., & Griffin, R. E. M. 1988, *AJ*, 96, 172
- Güdel, M. 2004, *A&A Rev.*, 12, 71
- Halbwachs, J. L., Mayor, M., & Udry, S. 2018, *A&A*, 619, A81
- Hanson, R. B. 1975, *AJ*, 80, 379
- Hartman, J. D., Bakos, G. Á., Kovács, G., & Noyes, R. W. 2010, *MNRAS*, 408, 475
- Hartman, J. D., Bakos, G. Á., Noyes, R. W., et al. 2011, *AJ*, 141, 166
- Hawkins, K., Jofré, P., Masseron, T., & Gilmore, G. 2015, *MNRAS*, 453, 758
- Hawley, S. L., Gizis, J. E., & Reid, I. N. 1996, *AJ*, 112, 2799
- Henry, T. J., Jao, W.-C., Subasavage, J. P., et al. 2006, *AJ*, 132, 2360
- Herbig, G. H. 1985, *ApJ*, 289, 269
- Hernandez, M. M., Perez Hernandez, F., Michel, E., et al. 1998, *A&A*, 338, 511
- Holzwarth, V. & Schüssler, M. 2003, *A&A*, 405, 303
- Houdebine, E. R. 2010, *MNRAS*, 407, 1657
- Howell, S. B., Sobeck, C., Haas, M., et al. 2014, *PASP*, 126, 398
- Irving, Z. A., Saar, S. H., Wargelin, B. J., & do Nascimento, J.-D. 2023, *ApJ*, 949, 51
- Irwin, J., Berta, Z. K., Burke, C. J., et al. 2011, *ApJ*, 727, 56
- Jackson, R. J. & Jeffries, R. D. 2014, *MNRAS*, 445, 4306
- Jahreiß, H., Meusinger, H., Scholz, R. D., & Stecklum, B. 2008, *A&A*, 484, 575
- Janson, M., Bergfors, C., Brandner, W., et al. 2014, *ApJS*, 214, 17
- Janson, M., Hornmuth, F., Bergfors, C., et al. 2012, *ApJ*, 754, 44
- Jeffers, S. V., Schöfer, P., Lamert, A., et al. 2018, *A&A*, 614, A76
- Jeffries, R. D. 1995, *MNRAS*, 273, 559
- Jenkins, J. S., Ramsey, L. W., Jones, H. R. A., et al. 2009, *ApJ*, 704, 975
- Jerabkova, T., Boffin, H. M. J., Beccari, G., et al. 2021, *A&A*, 647, A137
- Jódar, E., Pérez-Garrido, A., Díaz-Sánchez, A., et al. 2013, *MNRAS*, 429, 859
- Johnson, D. R. H. & Soderblom, D. R. 1987, *AJ*, 93, 864
- Johnson, H. L., Mitchell, R. I., & Iriarte, B. 1962, *ApJ*, 136, 75
- Jones, D. O. & West, A. A. 2016, *ApJ*, 817, 1
- Joy, A. H. 1945, *ApJ*, 102, 168
- Joy, A. H. & Abt, H. A. 1974, *ApJS*, 28, 1
- Jurić, M., Ivezić, Ž., Brooks, A., et al. 2008, *ApJ*, 673, 864
- Katz, D., Sartoretti, P., Guerrier, A., et al. 2023, *A&A*, 674, A5
- Kaur, S., Viganò, D., & S., B. V. J. submitted, *A&A*
- Kenyon, S. J. & Hartmann, L. 1995, *ApJS*, 101, 117
- Kesseli, A. Y., Muirhead, P. S., Mann, A. W., & Mace, G. 2018, *AJ*, 155, 225
- Kővári, Z., Oláh, K., Kriskovics, L., et al. 2017, *Astronomische Nachrichten*, 338, 903
- Kimán, R., Faherty, J. K., Cruz, K. L., et al. 2021, *AJ*, 161, 277
- King, J. R., Villarreal, A. R., Soderblom, D. R., Gulliver, A. F., & Adelman, S. J. 2003, *AJ*, 125, 1980
- Kiraga, M. 2012, *Acta Astron.*, 62, 67
- Kiraga, M. & Stepień, K. 2007, *Acta Astron.*, 57, 149
- Kiraga, M. & Stepień, K. 2013, *Acta Astron.*, 63, 53
- Kirkpatrick, J. D., Henry, T. J., & McCarthy, Donald W., J. 1991, *ApJS*, 77, 417
- Kirkpatrick, J. D., Marocco, F., Gelino, C. R., et al. 2024, *ApJS*, 271, 55
- Klutsch, A., Alonso-Floriano, F. J., Caballero, J. A., et al. 2012, in *SF2A-2012: Proceedings of the Annual meeting of the French Society of Astronomy and Astrophysics*, ed. S. Boissier, P. de Laverny, N. Nardetto, R. Samadi, D. Valls-Gabaud, & H. Wozniak, 357–360
- Klutsch, A., Freire Ferrero, R., Guillout, P., et al. 2014, *A&A*, 567, A52
- Koen, C. & Eyer, L. 2002, *MNRAS*, 331, 45
- Koen, C., Kilkenny, D., van Wyk, F., & Marang, F. 2010, *MNRAS*, 403, 1949
- Konopacky, Q. M., Ghez, A. M., Barman, T. S., et al. 2010, *ApJ*, 711, 1087
- Kounkel, M., Covey, K., Moe, M., et al. 2019a, *AJ*, 157, 196
- Kounkel, M., Covey, K., Moe, M., et al. 2019b, *AJ*, 157, 196
- Kovacs, G. 2018, *A&A*, 612, L2
- Kraus, A. L., Shkolnik, E. L., Allers, K. N., & Liu, M. C. 2014, *AJ*, 147, 146
- Kunder, A., Kordopatis, G., Steinmetz, M., et al. 2017, *AJ*, 153, 75
- Lafarga, M., Ribas, I., Lovis, C., et al. 2020, *A&A*, 636, A36
- Lafarga, M., Ribas, I., Reiners, A., et al. 2021, *A&A*, 652, A28
- Lafrenière, D., Doyon, R., Marois, C., et al. 2007, *ApJ*, 670, 1367
- Laughlin, G., Bodenheimer, P., & Adams, F. C. 1997, *ApJ*, 482, 420
- Law, N. M., Hodgkin, S. T., & Mackay, C. D. 2008, *MNRAS*, 384, 150
- Layden, A. C. 1995, *AJ*, 110, 2288
- Lee, R. A., Gaidos, E., van Saders, J., Feiden, G. A., & Gagné, J. 2024, *MNRAS*, 528, 4760
- Leggett, S. K. 1992, *ApJS*, 82, 351
- Lépine, S., Hilton, E. J., Mann, A. W., et al. 2013, *AJ*, 145, 102
- Lépine, S., Rich, R. M., & Shara, M. M. 2003, *AJ*, 125, 1598
- Lépine, S., Thorstensen, J. R., Shara, M. M., & Rich, R. M. 2009, *AJ*, 137, 4109
- Li, J. Z., Hu, J. Y., & Chen, W. P. 2000, *A&A*, 356, 157
- Lodieu, N., Scholz, R.-D., McCaughrean, M. J., et al. 2005, *A&A*, 440, 1061
- López-Santiago, J., Montes, D., Crespo-Chacón, I., & Fernández-Figueroa, M. J. 2006, *ApJ*, 643, 1160
- López-Santiago, J., Montes, D., Gálvez-Ortiz, M. C., et al. 2010, *A&A*, 514, A97
- Lu, H.-p., Zhang, L.-y., Shi, J., et al. 2019, *ApJS*, 243, 28
- Luhman, K. L. 2004, *ApJ*, 617, 1216
- Luhman, K. L. 2022, *AJ*, 164, 151
- Luo, A. L., Zhao, Y. H., Zhao, G., & et al. 2022, *VizieR Online Data Catalog: LAMOST DR7 catalogs (Luo+., 2019), VizieR On-line Data Catalog: V/156. Originally published in: 2019RAA..in.prep..L*
- Luque, R., Fulton, B. J., Kunimoto, M., et al. 2022, *A&A*, 664, A199
- Luque, R., Nowak, G., Pallé, E., et al. 2018, *A&A*, 620, A171
- Luque, R., Pallé, E., Kossakowski, D., et al. 2019, *A&A*, 628, A39
- Luyten, W. J. 1922, *PASP*, 34, 342
- Lyra, W. & Porto de Mello, G. F. 2005, *A&A*, 431, 329
- Magaudda, E., Stelzer, B., Covey, K. R., et al. 2020, *A&A*, 638, A20
- Magaudda, E., Stelzer, B., & Raetz, S. 2022, *Astronomische Nachrichten*, 343, e20220049
- Maldonado, J., Martínez-Arnáiz, R. M., Eiroa, C., Montes, D., & Montesinos, B. 2010, *A&A*, 521, A12
- Mallorquín, M., Béjar, V. J. S., Lodieu, N., et al. 2024, *A&A*, 689, A132
- Malo, L., Artigau, É., Doyon, R., et al. 2014, *ApJ*, 788, 81
- Malo, L., Doyon, R., Lafrenière, D., et al. 2013, *ApJ*, 762, 88
- Mamajek, E. E. & Hillenbrand, L. A. 2008, *ApJ*, 687, 1264
- Mamajek, E. E., Lawson, W. A., & Feigelson, E. D. 1999, *ApJ*, 516, L77
- Mamajek, E. E., Torres, G., Prsa, A., et al. 2015, *arXiv e-prints*, arXiv:1510.06262
- Marcy, G. W. & Chen, G. H. 1992, *ApJ*, 390, 550
- Marfil, E., Tabernero, H. M., Montes, D., et al. 2021, *A&A*, 656, A162
- Marino, A. F., Milone, A. P., Renzini, A., et al. 2019, *MNRAS*, 487, 3815
- Martínez-Arnáiz, R., Maldonado, J., Montes, D., Eiroa, C., & Montesinos, B. 2010, *A&A*, 520, A79
- Martínez-Rodríguez, H. 2014, *MSc Thesis, Universidad Complutense de Madrid*
- Mason, B. D., Wycoff, G. L., Hartkopf, W. I., Douglass, G. G., & Worley, C. E. 2001, *AJ*, 122, 3466
- Mayor, M., Bonfils, X., Forveille, T., et al. 2009, *A&A*, 507, 487
- McCarthy, K. & White, R. J. 2012, *AJ*, 143, 134
- McQuillan, A., Aigrain, S., & Mazeh, T. 2013, *MNRAS*, 432, 1203
- Medina, A. A., Winters, J. G., Irwin, J. M., & Charbonneau, D. 2020, *ApJ*, 905, 107
- Medina, A. A., Winters, J. G., Irwin, J. M., & Charbonneau, D. 2022, *ApJ*, 935, 104
- Meibom, S. & Mathieu, R. D. 2005, *ApJ*, 620, 970
- Meingast, S. & Alves, J. 2019, *A&A*, 621, L3
- Mermilliod, J. C., Mayor, M., & Udry, S. 2009, *A&A*, 498, 949
- Messina, S., Lanzafame, A. C., Feiden, G. A., et al. 2016, *A&A*, 596, A29
- Metodieva, Y., Antonova, A., Golev, V., et al. 2015, *MNRAS*, 446, 3878
- Mitschang, A. W., De Silva, G., Sharma, S., & Zucker, D. B. 2013, *MNRAS*, 428, 2321
- Mochmacki, S. W., Gladders, M. D., Thomson, J. R., et al. 2002, *AJ*, 124, 2868
- Mohanty, S. & Basri, G. 2003, *ApJ*, 583, 451
- Monet, D. & et al. 1998, *VizieR Online Data Catalog*, 1252
- Montes, D., Fernandez-Figueroa, M. J., de Castro, E., & Cornide, M. 1995, *A&A*, 294, 165



- Montes, D., López-Santiago, J., Gálvez, M. C., et al. 2001, *MNRAS*, 328, 45
- Morin, J., Donati, J. F., Petit, P., et al. 2008, *MNRAS*, 390, 567
- Morin, J., Donati, J. F., Petit, P., et al. 2010, *MNRAS*, 407, 2269
- Morrison, J. E., Röser, S., McLean, B., Bucciarelli, B., & Lasker, B. 2001, *AJ*, 121, 1752
- Nagel, E., Czesla, S., Kaminski, A., et al. 2023, *A&A*, 680, A73
- Newton, E. R., Charbonneau, D., Irwin, J., et al. 2014, *AJ*, 147, 20
- Newton, E. R., Irwin, J., Charbonneau, D., et al. 2017, *ApJ*, 834, 85
- Newton, E. R., Irwin, J., Charbonneau, D., et al. 2016, *ApJ*, 821, 93
- Newton, E. R., Mondrik, N., Irwin, J., Winters, J. G., & Charbonneau, D. 2018, *AJ*, 156, 217
- Ng, Y. K., Bertelli, G., Chiosi, C., & Bressan, A. 1997, *A&A*, 324, 65
- Norton, A. J., Wheatley, P. J., West, R. G., et al. 2007, *A&A*, 467, 785
- Noyes, R. W., Hartmann, L. W., Baliunas, S. L., Duncan, D. K., & Vaughan, A. H. 1984, *ApJ*, 279, 763
- Núñez, A., Agüeros, M. A., Covey, K. R., et al. 2022, *ApJ*, 931, 45
- Ochsenbein, F., Bauer, P., & Marcout, J. 2000, *A&AS*, 143, 23
- Oh, S. & Evans, N. W. 2020, *MNRAS*, 498, 1920
- Oh, S., Price-Whelan, A. M., Hogg, D. W., Morton, T. D., & Spergel, D. N. 2017, *AJ*, 153, 257
- Oláh, K. 2007, in *Binary Stars as Critical Tools & Tests in Contemporary Astrophysics*, ed. W. I. Hartkopf, P. Harmanec, & E. F. Guinan, Vol. 240, 442–452
- Passegger, V. M., Bello-García, A., Ordieres-Meré, J., et al. 2020, *A&A*, 642, A22
- Pecaut, M. J. & Mamajek, E. E. 2016, *MNRAS*, 461, 794
- Perdelwitz, V., Mittag, M., Tal-Or, L., et al. 2021, *A&A*, 652, A116
- Perger, M., García-Piquer, A., Ribas, I., et al. 2017, *A&A*, 598, A26
- Perryman, M. A. C., Brown, A. G. A., Lebreton, Y., et al. 1998, *A&A*, 331, 81
- Pesch, P. & Bidelman, W. 1997, *PASP*, 109, 643
- Phan-Bao, N. & Bessell, M. S. 2006a, *A&A*, 446, 515
- Phan-Bao, N. & Bessell, M. S. 2006b, *A&A*, 446, 515
- Pineau, F. X., Boch, T., & Derrière, S. 2011, in *Astronomical Society of the Pacific Conference Series*, Vol. 442, *Astronomical Data Analysis Software and Systems XX*, ed. I. N. Evans, A. Accomazzi, D. J. Mink, & A. H. Rots, 85
- Pineau, F.-X., Boch, T., Derrière, S., & Schaaff, A. 2020, in *Astronomical Society of the Pacific Conference Series*, Vol. 522, *Astronomical Data Analysis Software and Systems XXVII*, ed. P. Ballester, J. Ibsen, M. Solar, & K. Shortridge, 125
- Pineda, J., Youngblood, A., & France, K. 2020, in *American Astronomical Society Meeting Abstracts*, Vol. 235, *American Astronomical Society Meeting Abstracts #235*, 273.18
- Pizzolato, N., Maggio, A., Micela, G., Sciortino, S., & Ventura, P. 2003, *A&A*, 397, 147
- Pojmanski, G. 2002, *Acta Astron.*, 52, 397
- Popinchalk, M., Faherty, J. K., Kiman, R., et al. 2021, *ApJ*, 916, 77
- Pravdo, S. H., Shaklan, S. B., Wiktorowicz, S. J., et al. 2006, *ApJ*, 649, 389
- Preibisch, T. & Feigelson, E. D. 2005, *The Astrophysical Journal Supplement Series*, 160, 390
- Preibisch, T., Guenther, E., & Zinnecker, H. 2001, *AJ*, 121, 1040
- Quirrenbach, A., Amado, P. J., Caballero, J. A., et al. 2014, *Society of Photo-Optical Instrumentation Engineers (SPIE) Conference Series*, Vol. 9147, *CARMENES instrument overview*, 91471F
- Quirrenbach, A., Caballero, J. A., Amado, P. J., et al. 2015, in *Cambridge Workshop on Cool Stars, Stellar Systems, and the Sun*, Vol. 18, 18th Cambridge Workshop on Cool Stars, Stellar Systems, and the Sun, ed. G. T. van Belle & H. C. Harris, 897–906
- Quirrenbach, A., CARMENES Consortium, Amado, P. J., et al. 2020, in *Society of Photo-Optical Instrumentation Engineers (SPIE) Conference Series*, Vol. 11447, *Ground-based and Airborne Instrumentation for Astronomy VIII*, ed. C. J. Evans, J. J. Bryant, & K. Motohara, 114473C
- Raetz, S., Stelzer, B., Damasso, M., & Scholz, A. 2020, *A&A*, 637, A22
- Rajpurohit, A. S., Reylé, C., Allard, F., et al. 2013, *A&A*, 556, A15
- Rebull, L. M., Stauffer, J. R., Hillenbrand, L. A., et al. 2017, *ApJ*, 839, 92
- Reid, I. N., Cruz, K. L., Allen, P., et al. 2003, *AJ*, 126, 3007
- Reid, I. N., Cruz, K. L., Allen, P., et al. 2004, *AJ*, 128, 463
- Reid, I. N., Cruz, K. L., & Allen, P. R. 2007, *AJ*, 133, 2825
- Reid, I. N., Hawley, S. L., & Gizis, J. E. 1995a, *AJ*, 110, 1838
- Reid, I. N., Kirkpatrick, J. D., Liebert, J., et al. 2002, *AJ*, 124, 519
- Reid, N., Hawley, S. L., & Mateo, M. 1995b, *MNRAS*, 272, 828
- Reiners, A. & Basri, G. 2009, *ApJ*, 705, 1416
- Reiners, A. & Basri, G. 2010, *ApJ*, 710, 924
- Reiners, A., Joshi, N., & Goldman, B. 2012, *AJ*, 143, 93
- Reiners, A., Schüssler, M., & Passegger, V. M. 2014, *ApJ*, 794, 144
- Reiners, A., Shulyak, D., Käpylä, P. J., et al. 2022, *A&A*, 662, A41
- Reiners, A., Zechmeister, M., Caballero, J. A., et al. 2018, *A&A*, 612, A49
- Reino, S., de Bruijn, J., Zari, E., d'Antona, F., & Ventura, P. 2018, *MNRAS*, 477, 3197
- Revilla, D. 2020, MSc Thesis, Universidad Complutense de Madrid
- Reylé, C., Jardine, K., Fouqué, P., et al. 2021, *A&A*, 650, A201
- Riaz, B., Gizis, J. E., & Harvin, J. 2006, *AJ*, 132, 866
- Ribas, I., Reiners, A., Zechmeister, M., et al. 2023, *A&A*, 670, A139
- Ricker, G. R., Winn, J. N., Vanderspek, R., et al. 2015, *Journal of Astronomical Telescopes, Instruments, and Systems*, 1, 014003
- Riedel, A. R., Blunt, S. C., Lambrides, E. L., et al. 2017, *AJ*, 153, 95
- Riedel, A. R., Finch, C. T., Henry, T. J., et al. 2014, *AJ*, 147, 85
- Riedel, A. R., Subasavage, J. P., Finch, C. T., et al. 2010, *AJ*, 140, 897
- Rodríguez, D. R., Zuckerman, B., Kastner, J. H., et al. 2013, *ApJ*, 774, 101
- Rodríguez Martínez, R., Lopez, L. A., Shappee, B. J., et al. 2020, *ApJ*, 892, 144
- Roeser, S., Demleitner, M., & Schilbach, E. 2010, *AJ*, 139, 2440
- Röser, S., Schilbach, E., & Goldman, B. 2019a, *A&A*, 621, L2
- Röser, S., Schilbach, E., & Goldman, B. 2019b, *A&A*, 621, L2
- Ross, F. E. 1925, *AJ*, 36, 96
- Salama, M., Ou, J., Baranec, C., et al. 2021, *AJ*, 162, 102
- Sandage, A. 1987, *AJ*, 93, 610
- Scalo, J., Kaltenegger, L., Segura, A., et al. 2007, *Astrobiology*, 7, 85
- Scelsi, L., Maggio, A., Micela, G., et al. 2007, *A&A*, 468, 405
- Schlieder, J. E., Lépine, S., & Simon, M. 2010, *AJ*, 140, 119
- Schlieder, J. E., Lépine, S., & Simon, M. 2012a, *AJ*, 143, 80
- Schlieder, J. E., Lépine, S., & Simon, M. 2012b, *AJ*, 144, 109
- Schmidt, S. J., Cruz, K. L., Bongiorno, B. J., Liebert, J., & Reid, I. N. 2007, *AJ*, 133, 2258
- Schmitt, J. H. M. M., Fleming, T. A., & Giampapa, M. S. 1995, *ApJ*, 450, 392
- Schneider, A. C. & Shkolnik, E. L. 2018, *AJ*, 155, 122
- Schneider, A. C., Shkolnik, E. L., Allers, K. N., et al. 2019, *AJ*, 157, 234
- Schöfer, P. 2015, MSc Thesis, Georg-August-Universität Göttingen
- Schöfer, P., Jeffers, S. V., Reiners, A., et al. 2019, *A&A*, 623, A44
- Schöfer, P., Jeffers, S. V., Reiners, A., et al. 2022, *A&A*, 663, A68
- Scholz, R. D., Meusinger, H., & JahreiB, H. 2005, *A&A*, 442, 211
- Schweitzer, A., Passegger, V. M., Cifuentes, C., et al. 2019, *A&A*, 625, A68
- Shan, Y., Reiners, A., Fabbian, D., et al. 2021, *A&A*, 654, A118
- Shan, Y., Revilla, D., Skrzypinski, S. L., et al. 2024, *A&A*, 684, A9
- Shkolnik, E., Liu, M. C., & Reid, I. N. 2009, *ApJ*, 699, 649
- Shkolnik, E. L., Allers, K. N., Kraus, A. L., Liu, M. C., & Flagg, L. 2017, *AJ*, 154, 69
- Shkolnik, E. L., Anglada-Escudé, G., Liu, M. C., et al. 2012, *ApJ*, 758, 56
- Shkolnik, E. L., Hebb, L., Liu, M. C., Reid, I. N., & Collier Cameron, A. 2010, *ApJ*, 716, 1522
- Shkolnik, E. L., Liu, M. C., Reid, I. N., Dupuy, T., & Weinberger, A. J. 2011, *ApJ*, 727, 6
- Silvestri, N. M., Hawley, S. L., & Oswalt, T. D. 2005, *AJ*, 129, 2428
- Skiff, B. A. 2013, *VizieR Online Data Catalog*
- Skrutskie, M. F., Cutri, R. M., Stiening, R., et al. 2006, *AJ*, 131, 1163
- Skrzypinski, S. L. 2021, MSc Thesis, Universidad Complutense de Madrid
- Soderblom, D. R. & Mayor, M. 1993, *AJ*, 105, 226
- Soubiran, C., Jasniewicz, G., Chemin, L., et al. 2018, *A&A*, 616, A7
- Spada, F. & Lanzafame, A. C. 2020, *A&A*, 636, A76
- Sperauskas, J., Bartašiuūtė, S., Boyle, R. P., et al. 2016, *A&A*, 596, A116
- Stassun, K. G., Oelkers, R. J., Paegert, M., et al. 2019, *AJ*, 158, 138
- Stauffer, J. R., Balachandran, S. C., Krishnamurthi, A., et al. 1997, *ApJ*, 475, 604
- Stauffer, J. R., Barrado y Navascués, D., Bouvier, J., et al. 1999, *ApJ*, 527, 219
- Stauffer, J. R., Cailault, J. P., Gagne, M., Prosser, C. F., & Hartmann, L. W. 1994, *ApJS*, 91, 625
- Stefansson, G., Cañas, C., Wisniewski, J., et al. 2020, *AJ*, 159, 100
- Stelzer, B., Damasso, M., Scholz, A., & Matt, S. P. 2016, *Monthly Notices of the Royal Astronomical Society*, 463, 1844
- Stelzer, B., Marino, A., Micela, G., López-Santiago, J., & Liefke, C. 2013, *MNRAS*, 431, 2063
- Stern, R. A., Schmitt, J. H. M. M., & Kahabka, P. T. 1995, *ApJ*, 448, 683
- Stock, S., Nagel, E., Kemmer, J., et al. 2020, *A&A*, 643, A112
- Strassmeier, K. G. 2009, *A&A Rev.*, 17, 251
- Strassmeier, K. G., Fekel, F. C., Bopp, B. W., Dempsey, R. C., & Henry, G. W. 1990, *ApJS*, 72, 191
- Suárez Mascareño, A., González-Álvarez, E., Zapatero Osorio, M. R., et al. 2023, *A&A*, 670, A5
- Suárez Mascareño, A., Rebolo, R., González Hernández, J. I., & Esposito, M. 2015, *MNRAS*, 452, 2745
- Suárez Mascareño, A., Rebolo, R., González Hernández, J. I., & Esposito, M. 2017, *MNRAS*, 468, 4772
- Suárez Mascareño, A., Rebolo, R., González Hernández, J. I., et al. 2018, *A&A*, 612, A89
- Tabernero, H. M., Montes, D., & González Hernández, J. I. 2012, *A&A*, 547, A13
- Tabernero, H. M., Montes, D., González Hernández, J. I., & Ammler-von Eiff, M. 2017, *A&A*, 597, A33
- Tabernero, H. M., Shan, Y., Caballero, J. A., et al. 2024, *A&A*, 689, A223
- Tarter, J. C., Backus, P. R., Mancinelli, R. L., et al. 2007, *Astrobiology*, 7, 30
- Taylor, M. B. 2005, in *Astronomical Society of the Pacific Conference Series*, Vol. 347, *Astronomical Data Analysis Software and Systems XIV*, ed. P. Shopbell, M. Britton, & R. Ebert, 29

- Taylor, M. B. 2006, in *Astronomical Society of the Pacific Conference Series*, Vol. 351, *Astronomical Data Analysis Software and Systems XV*, ed. C. Gabriel, C. Arviset, D. Ponz, & S. Enrique, 666
- Terrien, R. C., Mahadevan, S., Deshpande, R., & Bender, C. F. 2015, *VizieR Online Data Catalog*, J/ApJS/220/16
- Tody, D. 1986, in *Society of Photo-Optical Instrumentation Engineers (SPIE) Conference Series*, Vol. 627, *Instrumentation in astronomy VI*, ed. D. L. Crawford, 733
- Tody, D. 1993, in *Astronomical Society of the Pacific Conference Series*, Vol. 52, *Astronomical Data Analysis Software and Systems II*, ed. R. J. Hanisch, R. J. V. Brissenden, & J. Barnes, 173
- Tokovinin, A. A. 1992, *A&A*, 256, 121
- Toledo-Padrón, B., González Hernández, J. I., Rodríguez-López, C., et al. 2019, *MNRAS*, 488, 5145
- Torres, C. A. O., Quast, G. R., da Silva, L., et al. 2006, *A&A*, 460, 695
- Torres, C. A. O., Quast, G. R., Melo, C. H. F., & Sterzik, M. F. 2008, in *Handbook of Star Forming Regions*, Volume II, ed. B. Reipurth, Vol. 5, 757
- Trifonov, T., Caballero, J. A., Morales, J. C., et al. 2021, *Science*, 371, 1038
- Uppgren, A. R. 1978, *AJ*, 83, 626
- Urban, S. E., Corbin, T. E., & Wycoff, G. L. 1998, *VizieR Online Data Catalog*, 1247
- van Altena, W. F. 1966, *AJ*, 71, 482
- van Altena, W. F., Lee, J. T., & Hoffleit, D. 1995a, *VizieR Online Data Catalog*, 1174
- van Altena, W. F., Lee, J. T., & Hoffleit, E. D. 1995b, *The general catalogue of trigonometric [stellar] parallaxes*
- van Bueren, H. G. 1952, *Bull. Astron. Inst. Netherlands*, 11, 385
- van Leeuwen, F. 2007, *A&A*, 474, 653
- Voges, W., Aschenbach, B., Boller, T., et al. 2000, *IAU Circ.*, 7432, 1
- Walkowicz, L. M. & Hawley, S. L. 2009, *AJ*, 137, 3297
- Watson, C. L., Henden, A. A., & Price, A. 2006, *Society for Astronomical Sciences Annual Symposium*, 25, 47
- Weinberger, A. J., Boss, A. P., Keiser, S. A., et al. 2016, *AJ*, 152, 24
- Weis, E. W., Deluca, E. E., & Uppgren, A. R. 1979, *PASP*, 91, 766
- Weis, E. W. & Uppgren, A. R. 1982, *PASP*, 94, 475
- Wenger, M., Ochsenbein, F., Egret, D., et al. 2000, *A&AS*, 143, 9
- West, A. A., Bochanski, J. J., Hawley, S. L., et al. 2006, *AJ*, 132, 2507
- West, A. A., Hawley, S. L., Bochanski, J. J., et al. 2008, *AJ*, 135, 785
- West, A. A., Hawley, S. L., Walkowicz, L. M., et al. 2004, *AJ*, 128, 426
- West, A. A., Weisenburger, K. L., Irwin, J., et al. 2015, *ApJ*, 812, 3
- White, R. J. & Basri, G. 2003, *ApJ*, 582, 1109
- White, R. J., Gabor, J. M., & Hillenbrand, L. A. 2007, *AJ*, 133, 2524
- Wilson, O. C. 1967, *AJ*, 72, 905
- Winters, J. G., Henry, T. J., Lurie, J. C., et al. 2015, *AJ*, 149, 5
- Winters, J. G., Irwin, J. M., Charbonneau, D., et al. 2020, *AJ*, 159, 290
- Wright, D. J., Wittenmyer, R. A., Tinney, C. G., Bentley, J. S., & Zhao, J. 2016, *ApJ*, 817, L20
- Wright, N. J., Drake, J. J., Mamajek, E. E., & Henry, G. W. 2011, *ApJ*, 743, 48
- Wright, N. J., Newton, E. R., Williams, P. K. G., Drake, J. J., & Yadav, R. K. 2018, *MNRAS*, 479, 2351
- Xiang, M. S., Liu, X. W., Yuan, H. B., et al. 2015, *MNRAS*, 448, 822
- Yi, Z., Luo, A., Song, Y., et al. 2014, *AJ*, 147, 33
- Young, A., Skumanich, A., Stauffer, J. R., Bopp, B. W., & Harlan, E. 1989, *ApJ*, 344, 427
- Zechmeister, M., Dreizler, S., Ribas, I., et al. 2019, *A&A*, 627, A49
- Zechmeister, M. & Kürster, M. 2009, *A&A*, 496, 577
- Zhang, B., Li, J., Yang, F., et al. 2021a, *ApJS*, 256, 14
- Zhang, L.-y., Meng, G., Long, L., et al. 2021b, *ApJS*, 253, 19
- Zhang, Z. H., Galvez-Ortiz, M. C., Pinfield, D. J., et al. 2018, *MNRAS*, 480, 5447
- Zhao, J. K., Oswalt, T. D., Rudkin, M., Zhao, G., & Chen, Y. Q. 2011, *AJ*, 141, 107
- Zuckerman, B., Rhee, J. H., Song, I., & Bessell, M. S. 2011, *ApJ*, 732, 61
- Zuckerman, B. & Song, I. 2004, *ARA&A*, 42, 685
- Zuckerman, B., Song, I., & Bessell, M. S. 2004, *ApJ*, 613, L65
- Zuckerman, B., Song, I., Bessell, M. S., & Webb, R. A. 2001, *The Astrophysical Journal*, 562, L87

Table A.1: References for distances, proper motions, and radial velocities.

Catalogue	Reference	No. of stars
<i>Distances</i>		
<i>Gaia</i> DR3	Gaia Collaboration et al. (2023)	2079
<i>Gaia</i> DR2	Gaia Collaboration et al. (2018)	51
This work (spectro-photometric)	...	24
<i>Hipparcos</i> , the new reduction	van Leeuwen (2007)	18
Trigonometric parallaxes for 1507 nearby mid-to-late M dwarfs	Dittmann et al. (2014)	16
Yale trigonometric parallaxes, fourth edition	van Altena et al. (1995a)	10
Others (parallactic)	Various <sup>a</sup>	7
1103 parallaxes and proper motions from URAT	Finch & Zacharias (2016)	8
CARMENES input catalogue of M dwarfs. II. High-resolution imaging...	Cortés-Contreras et al. (2017)	3
The Gould's Belt distances survey (GOBELINS). IV. Distance, depth...	Galli et al. (2018)	2
<i>Proper motions</i>		
<i>Gaia</i> DR3	Gaia Collaboration et al. (2023)	2079
<i>Gaia</i> DR2	Gaia Collaboration et al. (2018)	51
The PPMXL catalog	Roeser et al. (2010)	51
This work (astrometric fit)	...	22
<i>Hipparcos</i> , the new reduction	van Leeuwen (2007)	14
WISE J072003.20-084651.2B is a Massive T Dwarf	Dupuy et al. (2019)	1
<i>Radial velocities</i>		
<i>Gaia</i> DR3	Gaia Collaboration et al. (2023)	1861
Palomar/MSU nearby star spectroscopic survey	Hawley et al. (1996)	80
Chromospheric Activity of M Stars Based on LAMOST Low- and Medium...	Zhang et al. (2021b)	46
<i>Gaia</i> EDR3	Gaia Collaboration et al. (2021)	34
CARMENES input catalogue of M dwarfs. III. Rotation and activity from...	Jeffers et al. (2018)	28
The CARMENES search for exoplanets around M dwarfs. Radial velocities...	Lafarga et al. (2020)	25
Near-infrared metallicities, radial velocities, and spectral types for 447...	Newton et al. (2014)	24
Others	Various <sup>b</sup>	22
Thirty New Low-mass Spectroscopic Binaries	Shkolnik et al. (2010)	10
Stellar Atmospheric Parameters of M-type Stars from LAMOST DR8	Ding et al. (2022)	10
The CARMENES search for exoplanets around M dwarfs. Spectroscopic...	Baroch et al. (2021)	9
A Near-Infrared Spectroscopic Survey of 886 Nearby M Dwarfs	Terrien et al. (2015)	8
The CARMENES search for exoplanets around M dwarfs. Nine new...	Baroch et al. (2018)	8
<i>Gaia</i> DR2	Gaia Collaboration et al. (2018)	8
Intermediate Resolution Near-infrared Spectroscopy of 36 Late M Dwarfs	Deshpande et al. (2012)	7
ACRONYM. III. Radial Velocities for 336 Candidate Young Low-mass...	Schneider et al. (2019)	6
This work (CARMENES)	...	1

**Notes.** <sup>(a)</sup> Dupuy et al. (2019); Finch et al. (2018); Henry et al. (2006); Lépine et al. (2009); Riedel et al. (2010); Weinberger et al. (2016). <sup>(b)</sup> Other references on  $V_r$  – Burgasser et al. (2015); Gizis et al. (2002); Halbwachs et al. (2018); Kounkel et al. (2019b); Malo et al. (2014); Marfil et al. (2021); Newton et al. (2016); Perger et al. (2017); Kunder et al. (2017); Reiners & Basri (2009); Shkolnik et al. (2012); Soubiran et al. (2018); Sperauskas et al. (2016); Wilson (1967).

## Appendix A: Additional tables

## Appendix B: Long tables



Table A.2: References for rotational periods, rotational velocities, and H $\alpha$  pseudoequivalent widths<sup>d</sup>.

Catalogue	Reference	No. of stars
<i>Rotational periods</i>		
CARMENES input catalogue of M dwarfs. IV. New rotation periods...	Díez Alonso et al. (2019)	98
This work (TESS, K2)	...	93
CARMENES input catalog of M dwarfs. VII. New rotation periods...	Shan et al. (2024)	72
Others	Various <sup>b</sup>	65
A Photometric Variability Survey of Field K and M Dwarf Stars...	Hartman et al. (2011)	44
The Rotation and Galactic Kinematics of Mid M Dwarfs...	Newton et al. (2016)	31
An Activity-Rotation Relationship and Kinematic Analysis...	West et al. (2015)	30
New Rotation Period Measurements for M Dwarfs in the Southern...	Newton et al. (2018)	24
HADES RV programme with HARPS-N at TNG. VII Rotation and activity...	Suárez Mascareño et al. (2018)	20
On the Angular Momentum Evolution of Fully Convective Stars...	Irwin et al. (2011)	13
Rotation-activity relations and flares of M dwarfs with K2...	Raetz et al. (2020)	12
The CARMENES search for exoplanets around M dwarfs. Period search...	Fuhrmeister et al. (2019)	11
<i>Rotational velocities</i>		
The CARMENES search for exoplanets around M dwarfs. High-resolution...	Reiners et al. (2018)	177
Magnetism, rotation, and nonthermal emission in cool stars. Average magnetic...	Reiners et al. (2022)	133
CARMENES input catalogue of M dwarfs. III. Rotation and activity...	Jeffers et al. (2018)	110
Others	Various <sup>c</sup>	45
The Rotation of M Dwarfs Observed by the Apache Point Galactic Evolution...	Gilhool et al. (2018)	37
A Catalog of Rotation and Activity in Early-M Stars	Reiners et al. (2012)	30
Magnetic Inflation and Stellar Mass. II. On the Radii of Single, Rapidly Rotating...	Kesseli et al. (2018)	25
Rotational Velocities for M Dwarfs	Jenkins et al. (2009)	23
Observation and modelling of main-sequence star chromospheres – XIV. Rotation...	Houdebine (2010)	19
SPIRou Input Catalogue: global properties of 440 M dwarfs observed with...	Fouqué et al. (2018)	16
A Spectroscopic Survey of a Sample of Active M Dwarfs	Mochnecki et al. (2002)	11
<i>H<math>\alpha</math> pseudoequivalent widths</i>		
Trumpeting M dwarfs with CONCH-SHELL: a catalogue of nearby cool...	Gaidos et al. (2014)	614
The CARMENES search for exoplanets around M dwarfs. Diagnostic...	Fuhrmeister et al. (2022)	292
CARMENES input catalogue of M dwarfs. I. Low-resolution spectroscopy...	Alonso-Floriano et al. (2015b)	173
Magnetic Activities of M-type Stars Based on LAMOST DR5 and Kepler...	Lu et al. (2019)	86
The H $\alpha$ Emission of Nearby M Dwarfs and its Relation to Stellar Rotation	Newton et al. (2017)	81
Others	Various <sup>d</sup>	48
The Palomar/MSU Nearby-Star Spectroscopic Survey. I. The Northern...	Reid et al. (1995a)	32
Activity of M dwarfs in the CARMENES sample	Schöfer (2015)	30
The CARMENES search for exoplanets around M dwarfs. Activity indicators...	Schöfer et al. (2019)	23
The Palomar/MSU Nearby Star Spectroscopic Survey. III. Chromospheric...	Gizis et al. (2002)	10

**Notes.** <sup>(a)</sup> References for  $NUV - J$  are Skrutskie et al. (2006) and Bianchi et al. (2011), and for  $L_X/L_J$  is Voges et al. (2000) and this work.

<sup>(b)</sup> Other references on  $P$  – Koen & Eyer (2002); Pojmanski (2002); Watson et al. (2006); Norton et al. (2007); Morin et al. (2008); Bernhard et al. (2010); Hartman et al. (2010); Morin et al. (2010); Kiraga (2012); Kiraga & Stepień (2013); McQuillan et al. (2013); Biddle et al. (2014); Suárez Mascareño et al. (2015); Stelzer et al. (2016); Suárez Mascareño et al. (2017); Luque et al. (2018); Díaz et al. (2019); Toledo-Padrón et al. (2019); Bluhm et al. (2020); Dreizler et al. (2020); Medina et al. (2020); Stefansson et al. (2020); Stock et al. (2020); Amado et al. (2021); Dedrick et al. (2021); Lafarga et al. (2021); Skrzypinski (2021); Luque et al. (2022); Fouqué et al. (2023); Irving et al. (2023); Suárez Mascareño et al. (2023).

<sup>(c)</sup> Other references on  $v \sin i$  – Marcy & Chen (1992); Jeffries (1995); Tokovinin (1992); Stauffer et al. (1997); Gizis et al. (2002); Reid et al. (2002); Mohanty & Basri (2003); Torres et al. (2006); White et al. (2007); Browning et al. (2010); López-Santiago et al. (2010); Martínez-Arnáiz et al. (2010); Reiners & Basri (2010); Schlieder et al. (2010, 2012b); Deshpande et al. (2012); Barnes et al. (2014); Malo et al. (2014); Martínez-Rodríguez (2014); Stefansson et al. (2020); Marfil et al. (2021). <sup>(d)</sup> Other references on  $pEW(H\alpha)$  – Bochanski et al. (2005); Silvestri et al. (2005); Phan-Bao & Bessell (2006a); Riaz et al. (2006); Schmidt et al. (2007); Shkolnik et al. (2009); Reiners & Basri (2010); Lépine et al. (2013); Kraus et al. (2014); Martínez-Rodríguez (2014); Riedel et al. (2014); West et al. (2015); Jones & West (2016); Schöfer et al. (2019); Medina et al. (2020); Fuhrmeister et al. (2023).

Table B.1: Identifiers, spectral type, 2MASS coordinates in epoch J2000, proper motions, and distances of Carmencita stars.

Karmn	Name	<i>Gaia</i> DR3	SpT	Ref. <sup>a</sup>	$\alpha$ (J2000)	$\delta$ (J2000)	$\mu_{\alpha} \cos \delta$ [mas a <sup>-1</sup> ]	$\mu_{\delta}$ Ref. <sup>b</sup> [mas a <sup>-1</sup> ]	<i>d</i> Ref. <sup>c</sup> [pc]
J00012+139N	BD+13 5195A	2767387380324493184	M0.5 V+	JAb74	00:01:13.20	+13:58:30.3	15.608±0.226	150.050±0.226	DR3
J00012+139S	BD+13 5195B	2767384425386994048	M0.0 V	Lep13	00:01:12.86	+13:58:19.6	26.552±0.022	149.688±0.018	DR3
J00026+383	PM J00026+3821A	2880923878720791680	M4.0 V	Fri13	00:02:40.09	+38:21:44.5	-70.973±0.166	-23.820±0.132	DR3
J00033+046	StKM 1-2199	2741901697224268928	M1.5 V	Lep13	00:03:19.00	+04:41:13.0	-25.633±0.035	-84.211±0.029	DR3
J00051+457	BD+44 4548	3866550192334959872	M1.0 V	PMSU	00:05:10.89	+45:47:11.6	870.733±0.017	-151.392±0.013	DR3
J00056+458	HD 38B	386653747925624576	M0.0 V	Cvel2	00:05:43.00	+45:48:37.4	846.013±0.030	-148.909±0.024	DR3
J00067-075	GJ 1002	2441630500517079808	M5.5 V	PMSU	00:06:41.20	-07:32:12.0	-811.566±0.064	-1893.251±0.034	DR3
J00077+603	G 217-32A	429297924157113856	M4.0 V+	AF15a	00:07:42.59	+60:22:54.0	321.575±0.116	-3.131±0.117	DR3
J00078+676	2MASS J00075079+6736255	528913132171021568	M2.0 V	Lep13	00:07:50.81	+67:36:25.4	-55.886±0.109	-91.055±0.136	DR3
J00079+080	LP 524-065	2751999130977261184	M3.0 V	PMSU	00:07:59.12	+08:00:19.5	-352.882±0.110	-414.054±0.094	DR3
J00081+479	IRXS J000806.3+475659	393155984814848128	M4.0 V+	Lep13	00:08:06.42	+47:57:02.4	-124.056±0.028	4.362±0.022	DR3
J00084+174	MCC 351	2772804845911842944	M0.0 V	PMSU	00:08:27.28	+17:25:27.5	-92.775±0.027	-66.023±0.024	DR3
J00088+208	LP 404-33	2798766647610195456	M4.5 V+	PMSU	00:08:53.92	+20:50:25.6	-48.635±1.629	-260.193±1.537	DR2
J00110+052	G 31-29	2742160563492816128	M1.0 V	Lep13	00:11:04.62	+05:12:32.3	257.221±0.139	65.818±0.100	DR3
J00115+591	LSR J0011+5908	423027104407576576	M5.5 V	AF15a	00:11:31.82	+59:08:39.9	-905.722±0.025	-1166.826±0.027	DR3
J00118+229	LP 348-040	2848646203058386560	M3.5 V	AF15a	00:11:53.03	+22:59:04.6	119.499±0.069	-212.390±0.073	DR3
J00119+330	G 130-053	2875557677861519744	M3.5 V	AF15a	00:11:56.44	+33:03:17.0	-556.616±0.033	-396.517±0.030	DR3
J00122+304	IRXS J001213.6+302906	2861514577912158848	M4.5 V	AF15a	00:12:13.42	+30:28:44.2	58.005±0.356	-21.863±0.347	DR3
J00131+703	TYC 4298-613-1	531152287604812672	M2.0 V	Lep13	00:13:11.55	+70:23:52.6	43.243±0.012	139.150±0.013	DR3
J00132+693	G 241-76A	530438704553073280	M3.0 V+	PMSU	00:13:15.78	+69:19:36.8	734.300±0.267	-274.918±0.238	DR3
J00133+275	2MASS J00131951+2733310	2856814406221740032	M4.5 V	AF15a	00:13:19.52	+27:33:31.0	24.112±0.030	-114.109±0.022	DR3
J00136+806	G 242-048	565169459378433152	M1.5 V	AF15a	00:13:38.71	+80:39:56.8	250.615±0.019	184.890±0.019	DR3
J00137+806	LP 012-304	565169459376414592	M5.0 V	PMSU	00:13:42.94	+80:39:49.2	250.135±0.077	193.826±0.075	DR3
J00154-161	GJ 1005	2368293487261055488	M4.0 V+	PMSU	00:15:28.07	-16:08:01.7	632.200±0.400	-619.500±0.700	CC21
J00156+722	G 242-049	537194035279352064	M2.0 V	Lep13	00:15:36.49	+72:17:00.8	315.683±0.022	170.785±0.024	DR3
J00158+135	GJ 12	2768048564768256512	M3.0 V	Lep13	00:15:49.24	+13:33:22.3	618.065±0.039	329.446±0.034	DR3
J00159-166	BPS CS 31060-0015	2368212771939556992	M4.1 V+	Shk09	00:15:58.07	-16:36:57.6	-117.539±0.105	6.820±0.065	DR3
J00162+198E	LP 404-062	2797745549200773120	M4.0 V	AF15a	00:16:16.15	+19:51:50.5	708.137±0.045	-748.878±0.040	DR3
J00162+198W	EZ Psc	2797745549200763520	M4.0 V+	AF15a	00:16:14.63	+19:51:37.5	714.635±0.047	-761.970±0.042	DR3
J00169+051	GJ 1007	2741452134407577216	M4.5 V	PMSU	00:16:56.30	+05:07:26.4	-89.927±0.041	-623.935±0.027	DR3
J00169+200	G 131-047A	2797755371790591616	M3.5 V+	PMSU	00:16:56.75	+20:03:55.4	238.885±0.119	17.666±0.172	DR3
J00173+291	Ross 680	2860379125997924480	M2.0 V	PMSU	00:17:20.32	+29:10:58.8	691.145±0.022	427.736±0.018	DR3
J00176-086	BD-09 40	2428543391568696960	M0.0 V	PMSU	00:17:40.91	-08:40:56.1	303.696±0.103	20.632±0.068	DR3
J00179+209	G 131-51	2799371898696899328	M1.0 V	Lep13	00:17:59.16	+20:57:24.5	-252.047±0.018	-366.920±0.018	DR3
J00182+102	GJ 16	2752746111688997248	M1.5 V	PMSU	00:18:16.59	+10:12:10.0	2.075±0.028	-29.558±0.021	DR3
J00183+440	GX And	385334230892516480	M1.0 V	AF15a	00:18:22.88	+44:01:22.6	2891.518±0.015	411.833±0.013	DR3
J00184+440	GQ And	385334196532776576	M3.5 V	PMSU	00:18:25.82	+44:01:38.1	2862.796±0.023	336.432±0.019	DR3
J00188+278	LP 292-066	2856874535763703680	M4.0 V	PMSU	00:18:53.59	+27:48:49.9	394.367±0.031	-112.136±0.028	DR3
J00190-099	BD-10 47	2428162410789155328	M0.0 V	Gra03	00:19:05.56	-09:57:53.5	-36.325±0.022	-301.491±0.013	DR3
J00201-170	LP 764-108	2367938722962185088	M1.0 V	Gra06	00:20:08.38	-17:03:41.0	141.903±0.022	-13.370±0.013	DR3
J00204+330	LP 292-067	2863419584886542080	M5.5 V	PMSU	00:20:29.41	+33:05:06.4	1075.607±0.044	-863.668±0.035	DR3
J00207+596	[18] M 134	42834778613655424	M2.5 V	Lep13	00:20:47.76	+59:36:17.4	-25.786±0.018	-114.829±0.022	DR3
J00209+176	StKM 1-25	2794018514021041664	M0.0 V	Lep13	00:20:57.19	+17:38:16.0	39.000±0.027	-82.391±0.024	DR3
J00210+557	G 217-043	421421130234828032	M2.0 V	Sk12	00:21:04.30	+55:43:59.3	378.321±0.013	-231.362±0.014	DR3
J00218+382	G 171-051	378851098016946816	M3.0 V	Lep13	00:21:53.95	+38:16:29.4	620.645±0.025	-324.278±0.027	DR3

Table B.1: Identifiers, spectral type, 2MASS coordinates in epoch J2000, proper motions, and distances of Carmencita stars (continued).

Karmin	Name	Gaia DR3	SpT	Ref. <sup>a</sup>	$\alpha$ (J2000)	$\delta$ (J2000)	$\mu_{\alpha} \cos \delta$ [mas a <sup>-1</sup> ]	$\mu_{\delta}$ Ref. <sup>b</sup> [mas a <sup>-1</sup> ]	$d$ Ref. <sup>c</sup> [pc]
J00219+492	LP 149-56 A	394177942214683520	M2.5 V+	PMSU	00:21:57.86	+49:12:37.8	208.753±0.025	-35.080±0.023	DR3
J00234+243	GJ 1011	2801216123294143360	M4.0 V	PMSU	00:23:27.99	+24:18:24.6	-225.259±0.045	117.710±0.030	DR3
J00234+771	G 242-51	540136568911394944	M1.5 V	PMSU	00:23:28.83	+77:11:21.5	-837.428±0.015	45.155±0.015	DR3
J00235+771	G 242-52	540136568911394432	M4.0 V	PMSU	00:23:31.80	+77:11:26.6	-836.895±0.024	55.875±0.024	DR3
J00240+264	LSPM J0024+2626	2855743172658367360	M4.0 V	AF15a	00:24:03.79	+26:26:29.7	141.784±0.276	-54.486±0.386	DR3
J00244+360	G 130-067	366327454417902208	M1.0 V	Lep13	00:24:25.91	+36:03:53.7	291.669±0.027	21.535±0.025	DR3
J00245+300	G 130-068	285902740959535776	M4.5 V	PMSU	00:24:34.88	+30:02:29.5	585.891±0.051	9.960±0.032	DR3
J00253+228	LP 349-018	8000823799506215168	M4.0 V	PMSU	00:25:20.60	+22:53:11.1	-234.412±0.037	-463.946±0.027	DR3
J00268+701	GJ 21	530158019855216896	M0.5 V	PMSU	00:26:52.70	+70:08:32.7	-137.094±0.013	-146.233±0.016	DR3
J00271+496	G 217-051	391624571277556992	M4.5 V	PMSU	00:27:06.78	+49:41:52.9	367.633±0.020	-224.685±0.019	DR3
J00279+223	LP 349-025	2799992744809482112	M8.0 V+	Kon10	00:27:56.01	+22:19:32.6	392.717±0.471	-186.588±0.399	DR3
J00286-066	GJ 1012	2430731144829585280	M4.0 V	PMSU	00:28:39.46	-06:39:49.2	-327.793±0.048	-800.634±0.032	DR3
J00288+503	G 172-001	391750774597738368	M4.0 V+	Dae07	00:28:53.91	+50:22:33.1	447.857±1.179	132.925±0.941	DR2
J00315-058	GJ 1013	2526862202360516224	M3.5 V	PMSU	00:31:35.41	-05:52:13.1	350.972±0.038	-105.475±0.033	DR3
J00322+544	G 217-056	418077858975682304	M4.5 V	AF15a	00:32:15.72	+54:29:02.3	-208.269±0.020	-441.043±0.024	DR3
J00324+672N	BD+66 34A	527956488340229632	M2.0 V+	PMSU	00:32:29.51	+67:14:09.1	1748.319±0.422	-347.589±0.534	DR3
J00324+672S	BD+66 34B	527956488339113600	M3.0 V	PMSU	00:32:29.59	+67:14:03.8	1703.226±0.035	-250.056±0.043	DR3
J00325+074	LP 525-39 A	2749470902772705408	M4.0 V+	PMSU	00:32:34.80	+07:29:26.8	104.363±0.084	-62.911±0.055	DR3
J00328-045	GR* 50	2528227035593363840	M4.5 V+	AF15a	00:32:53.13	-04:34:07.3	81.748±0.124	-131.338±0.093	DR3
J00333+368	G 132-004	366607726803661568	M3.0 V	Lep13	00:33:20.51	+36:50:26.5	496.675±0.023	128.404±0.021	DR3
J00341+253	V* V493 And A	2807539376010425728	M0.0 V+	Lep13	00:34:08.38	+25:23:50.1	82.969±0.046	-97.355±0.028	DR3
J00346+711	LP 028-158	5363251462169500016	M3.5 V	PMSU	00:34:37.67	+71:11:42.1	523.649±0.016	-343.910±0.020	DR3
J00357+025	NLTT 1930	2550544720750455040	M5.0 V+	Law08	00:35:43.12	+02:33:13.6	170.383±0.143	-167.845±0.093	DR3
J00358+526	G 172-11	416158489625704320	M2.5 V	AF15a	00:35:53.33	+52:41:12.2	777.169±0.025	-181.755±0.025	DR3
J00359+104	GJ 1014	2751296646125543040	M5.0 V	PMSU	00:35:55.52	+10:28:35.5	1085.066±0.037	-384.920±0.024	DR3
J00361+455	G 172-013	389034602914964736	M2.5 V	PMSU	00:36:08.43	+45:30:57.6	-248.100±0.100	-145.000±0.300	Gall15
J00374+515	G 172-014	415710679155061248	M0.5 V	Lep13	00:37:25.94	+51:33:07.3	-505.388±0.022	-31.125±0.018	DR3
J00380+169	2MASS J00380386+1656028	2782423820307949952	M3.0 V	AF15a	00:38:03.86	+16:56:02.8	-104.784±0.034	-96.341±0.021	DR3
J00382+523	G 218-005	416135846558362112	M0.0 V	Lep13	00:38:15.29	+52:19:55.5	-74.888±0.013	-137.303±0.011	DR3
J00385+514	G 172-015	415665118140313472	M2.5 V	PMSU	00:38:33.88	+51:27:57.9	-228.566±0.027	35.539±0.025	DR3
J00389+306	Wolf 1056	2858600494114185280	M2.5 V	AF15a	00:38:59.04	+30:36:58.4	1557.922±0.030	26.803±0.023	DR3
J00395+149N	LP 465-062	2779735819320035840	M4.5 V+	AF15a	00:39:33.79	+14:54:35.0	327.539±0.247	29.747±0.211	DR3
J00395+149S	LP 465-061	2779735823615714176	M4.0 V	AF15a	00:39:33.55	+14:54:19.1	331.908±0.034	34.949±0.025	DR3
J00395+605	G 217-061	427104673334306176	M2.5 V	PMSU	00:39:33.85	+60:33:15.6	-157.749±0.031	-292.625±0.040	DR3
J00403+612	2MASS J00402129+6112490	427224073427887360	m1.5 V	Karmin	00:40:21.29	+61:12:49.1	48.576±0.013	-55.734±0.013	DR3
J00409+313	G 69-11	360654214936676224	M4.0 V	PMSU	00:40:56.25	+31:22:56.5	-42.765±0.035	-331.446±0.026	DR3
J00413+558	GJ 1015A	418491408481398272	M4.0 V	PMSU	00:41:20.83	+55:50:04.4	324.328±0.015	-73.256±0.019	DR3
J00427+438	2MASS J00424780+4349248	387570740621702400	M2.5 V	Lep13	00:42:47.82	+43:49:24.8	-24.175±0.023	-49.614±0.018	DR3
J00428+355	FF And	365548347350541952	M1.0 V+	PMSU	00:42:48.25	+35:32:55.7	262.041±0.016	77.881±0.015	DR3
J00435+284	GJ 1019	2810002011474061568	M4.0 V	PMSU	00:43:35.59	+28:26:44.4	-127.117±0.021	-1063.951±0.016	DR3
J00443+091	NLTT 2413	2557991713005259392	M4.5 V	PMSU	00:44:20.66	+09:07:34.5	813.090±0.099	-2.553±0.072	DR3
J00443+126	G 32-44	2775987485397299072	M3.5 V	PMSU	00:44:19.33	+12:37:02.7	283.304±0.057	-184.065±0.035	DR3
J00449-152	NLTT 2465	2371032916186181760	M4.5 V	PMSU	00:44:59.33	-15:16:17.5	318.152±0.049	-596.623±0.054	DR3
J00459+337	G 132-25	362091963829100672	M4.5 V+	Law08	00:45:56.68	+33:47:11.1	262.870±0.103	12.186±0.064	DR3
J00463+353	HAT 163-01012	364017827164495232	M1.5 V	Lep13	00:46:21.84	+55:22:12.3	-60.176±0.026	-105.369±0.021	DR3
J00464+506	G 172-022	415180370951921536	M4.0 V	AF15a	00:46:29.96	+50:38:38.7	419.175±0.021	-213.833±0.017	DR3



Table B.1: Identifiers, spectral type, 2MASS coordinates in epoch J2000, proper motions, and distances of Carmencita stars (continued).

Karmn	Name	Gaia DR3	SpT	Ref. <sup>a</sup>	$\alpha$ (J2000)	$\delta$ (J2000)	$\mu_{\alpha} \cos \delta$ [mas a <sup>-1</sup> ]	$\mu_{\delta}$ Ref. <sup>b</sup> [mas a <sup>-1</sup> ]	$d$ Ref. <sup>c</sup> [pc]
J00468+160	2MASS J00465328+1603028	2781242085825625088	M2.0 V	Lep13	00:46:53.29	+16:03:02.7	-117.678±0.034	-52.579±0.021	20.118±0.011
J00484+753	LSPM J0048+7518	539080041316941696	M3.0 V	AF15a	00:48:29.74	+75:18:48.1	219.715±0.019	-54.352±0.020	32.557±0.018
J00487+270	G 69-24	2808854877248978304	M2.5 V	PMSU	00:48:45.53	+27:01:09.1	-155.934±0.042	-288.837±0.024	22.160±0.017
J00489+445	LP 193-564 A	376035832854005248	M3.0 V+	PMSU	00:48:58.28	+44:35:09.1	119.659±0.067	-137.130±0.054	33.832±0.087
J00490+657	2MASS J00490477+6544377	5246344348319029888	M2.5 V	AF15a	00:49:04.78	+65:44:37.7	117.302±0.015	-61.535±0.019	32.847±0.017
J00502+086	RX J0050.2+0837 2	2581708281894978176	M4.5 V+	AF15a	00:50:17.52	+08:37:34.2	66.963±0.066	-35.130±0.044	61.307±0.196
J00505+248	V* FT Psc A	280504756653326080	M3.5 V+	PMSU	00:50:33.25	+22:49:00.2	203.428±0.109	-31.336±0.056	14.987±0.017
J00511+225	BPM 84579	2802278114087645440	M1.5 V	Lep13	00:51:10.67	+22:34:45.6	40.579±0.015	-113.541±0.093	26.614±0.094
J00514+583	Wolf 33	424422281584852352	M0.0 V	Lep13	00:51:29.84	+58:18:07.3	1566.955±0.011	405.321±0.014	18.985±0.005
J00515-229	HD 4967 B	234920634335907584	M5.5 V	PMSU	00:51:35.19	-22:54:30.9	619.895±0.067	-280.891±0.067	15.367±0.012
J00520+205	StKM 2-77	2789773986820056064	M1.0 V	Lep13	00:52:00.06	+20:34:58.3	180.637±0.020	-109.794±0.017	31.428±0.019
J00532+190	LSPM J0053+1903	2789002576334151808	M2.5 V	Lep13	00:53:12.96	+19:03:26.9	-110.151±0.045	-118.394±0.030	22.392±0.020
J00538+459	G 172-028	378026395579692672	M0.0 V	Lep13	00:53:53.25	+45:56:40.5	305.507±0.026	69.630±0.020	28.932±0.021
J00540+691	Ross 317	526914735434842112	M2.0 V	AF15a	00:54:00.50	+69:11:01.1	72.256±0.357	-264.286±0.309	29.177±0.253
J00548+275	G 69-32	2808766710160351872	M4.5 V	AF15a	00:54:48.08	+27:31:03.6	341.463±0.021	14.725±0.015	27.424±0.015
J00566+174	GJ 1024	2787758616366123136	M4.0 V	PMSU	00:56:38.37	+17:27:35.0	683.340±0.052	-291.754±0.040	18.233±0.014
J00570+450	G 172-030	377423450888562304	M3.0 V	Lep13	00:57:02.69	+45:05:09.8	625.837±0.027	-68.025±0.017	13.139±0.004
J00577+058	BD+05 127	2553195883802687104	M0.0 V	Lep13	00:57:44.55	+05:51:20.6	-55.518±0.027	1.403±0.017	17.810±0.007
J00580+393	IRXS J005802.4+391912	373838214051410816	M4.5 V	AF15a	00:58:01.16	+39:19:11.1	-107.046±0.031	24.996±0.023	14.622±0.008
J01008+669	LP 051-017	52605869910777984	M3.5 V	PMSU	01:00:49.47	+66:56:54.7	-236.235±0.017	-54.668±0.021	22.565±0.010
J01009-044	GJ 1025	2525276565243086080	M4.0 V	AF15a	01:00:56.37	-04:26:56.6	1249.138±0.048	438.735±0.044	12.378±0.006
J01013+613	GJ 47	426641955043723520	M2.0 V	PMSU	01:01:20.05	+61:21:56.7	362.492±0.014	-811.622±0.016	10.530±0.002
J01019+541	G 218-020	411311395692644224	M5.0 V	PMSU	01:01:59.49	+54:10:57.7	-304.135±0.020	-116.383±0.020	11.110±0.003
J01023-104	BD-11 192	2473055951588089088	M0 V	Koe10	01:02:21.13	-10:25:25.9	26.088±0.020	-176.920±0.018	21.105±0.008
J01025+716	Ross 318	533621859441169920	M3.0 V	PMSU	01:02:32.24	+71:40:47.3	1746.701±0.017	-381.762±0.017	8.233±0.001
J01026+623	BD+61 195	522863309964987520	M1.5 V	AF15a	01:02:38.87	+62:20:42.2	731.088±0.014	90.532±0.017	9.860±0.002
J01032+200	G 33-35A	278876028896753664	M2.0 V+	PMSU	01:03:14.15	+20:05:52.3	672.163±0.031	50.962±0.027	15.932±0.007
J01032+316	LP 294-040	313386725454611200	M3.5 V	PMSU	01:03:13.96	+31:40:59.8	217.800±6.200	-7.200±6.200	40.200±9.700
J01032+712	G 242-077	533511770839315840	M4.0 V+	AF15a	01:03:14.45	+71:13:12.7	507.027±0.100	-59.738±0.109	27.534±0.073
J01033+623	V* V388 Cas	522864272041351296	M5.0 V	AF15a	01:03:19.84	+62:21:55.8	730.398±0.039	85.967±0.045	9.865±0.005
J01036+408	G 132-050	3744400957846408192	M0.0 V+	Lep13	01:03:40.14	+40:51:29.1	116.000±0.183	-157.823±0.109	30.477±0.176
J01037+408	G 132-51A	374400893423204992	M2.6 V+	Shk09	01:03:42.05	+40:51:15.9	132.684±0.025	-155.519±0.017	30.738±0.025
J01041+108	StKM 1-112	2583182211591974144	M1.0 V	Lep13	01:04:11.04	+10:51:36.5	25.051±0.056	-67.465±0.040	34.867±0.053
J01048-181	GJ 1028	235802227591374336	M5.0 V	PMSU	01:04:53.80	-18:07:28.6	1292.188±0.044	488.104±0.049	9.777±0.003
J01056+284	GJ 1029	308256610357824640	M5.0 V+	PMSU	01:05:37.64	+28:29:33.6	1917.651±0.263	-187.264±0.222	12.512±0.040
J01066+152	GJ 1030	2783324526489670144	M2.0 V	PMSU	01:06:41.51	+15:16:22.1	-107.907±0.049	-251.433±0.037	22.230±0.020
J01066+192	LSPM J0106+1913	2785466581298775680	m3 V	Karmn	01:06:36.98	+19:13:33.2	-42.067±0.047	-222.790±0.032	24.721±0.022
J01069+804	NLT 3583	565706429072383232	M4.5 V	AF15a	01:06:54.67	+80:27:34.4	206.667±0.029	-25.257±0.029	21.308±0.013
J01078+128	G 2-21	258462202068408576	M1.5 V	Lep13	01:07:52.23	+12:52:51.8	275.861±0.036	-22.973±0.025	28.384±0.023
J01102-118	LP 707-016	2468929243931522304	M3.0 V	Scho05	01:10:17.51	-11:51:17.4	217.819±0.081	-120.383±0.086	18.399±0.020
J01114+154	LP 467-016	2783378162041480832	M5.0 V+	PMSU	01:11:25.43	+15:26:22.0	181.900±4.700	-129.900±4.700	17.200±2.200
J01116+120	LP 467-015	2583721522045243008	M2.0 V	Lep13	01:11:36.67	+12:05:07.0	-8.17±0.034	-292.917±0.028	20.496±0.014
J01119+049N	G 70-43	2564020472698316416	M3.0 V	PMSU	01:11:55.59	+04:55:05.2	398.053±0.219	-532.947±0.125	15.463±0.039
J01119+049S	G 70-44	2564019716784563840	M3.5 V	PMSU	01:11:57.99	+04:54:12.5	373.049±0.051	-529.964±0.035	15.488±0.009
J01125-169	YZ Cet	2358524597030794112	M4.5 V	PMSU	01:12:30.64	-16:59:56.4	1205.074±0.041	637.547±0.052	3.7167±0.0005
J01133+589	Wolf 58	414108140961406208	M1.5 V	Lep13	01:13:19.78	+58:55:22.4	163.876±0.012	-132.887±0.016	27.759±0.013

Table B.1: Identifiers, spectral type, 2MASS coordinates in epoch J2000, proper motions, and distances of Carmencita stars (continued).

Karmn	Name	Gaia DR3	SpT	Ref. <sup>a</sup>	$\alpha$ (J2000)	$\delta$ (J2000)	$\mu_{\alpha} \cos \delta$ [mas a <sup>-1</sup> ]	$\mu_{\delta}$ Ref. <sup>b</sup> [mas a <sup>-1</sup> ]	$d$ Ref. <sup>c</sup> [pc]
J01134-229	GJ 1033	2351469138289894528	M4.0 V	PMSU	01:13:24.03	-22:54:07.7	150.933±0.034	26.635±0.036 DR3	22.639±0.016 DR3
J01141+790	2MASS J01140633+7904007	565296654833168768	M3.0 V	Fri13	01:14:06.39	+79:04:00.8	53.849±0.105	71.748±0.112 DR3	41.791±0.180 DR3
J01147+253	LP 351-006	29433239080824320	M1.5 V	Lep13	01:14:49.42	+25:19:00.7	373.783±0.033	-196.584±0.021 DR3	32.818±0.035 DR3
J01158+470	IRXS J011549.5+470159	398417074936495232	M4.5 V+	Law08	01:15:50.20	+47:02:02.4	198.600±4.900	-20.100±4.900 PPMXL	20.400±1.000 Karmn
J01161+601	Wolf 59	510339632011519872	M0.5 V	Lep13	01:16:10.13	+60:09:12.8	379.338±0.018	-199.252±0.022 DR3	25.587±0.015 DR3
J01178+054	NLT 4318	2564324345929277184	M0.5 V	PMSU	01:17:53.25	+05:28:26.1	87.813±0.027	-634.188±0.021 DR3	18.100±0.007 DR3
J01178+286	Ross 324	30882825324985984	M0.5 V	PMSU	01:17:50.63	+28:40:13.8	342.940±0.020	-261.959±0.014 DR3	16.709±0.005 DR3
J01182-128	GJ 56.1	2456594647612706432	M2.0 V	PMSU	01:18:16.01	-12:53:59.4	174.326±0.049	-675.819±0.047 DR3	23.751±0.024 DR3
J01198+841	GJ 1035	573273684709125504	M5.0 V	PMSU	01:19:52.17	+84:09:32.8	-981.853±0.019	475.580±0.018 DR3	14.448±0.004 DR3
J01214+243	Ross 788	293605068161883776	M0.0 V	Lep13	01:21:29.38	+24:19:50.0	340.496±0.025	9.073±0.019 DR3	27.109±0.020 DR3
J01221+221	G 34-23	289699156182894592	M4.5 V+	Lep13	01:22:10.31	+22:09:03.0	237.000±5.300	-152.700±5.300 PPMXL	11.400±1.100 FZ16
J01227+005	G 70-55A	2534338503471881728	M4.5 V+	PMSU	01:22:44.97	+00:32:04.1	-185.039±0.119	-528.105±0.076 DR3	15.263±0.023 DR3
J01256+097	Wolf 66	25791116591253816832	M2.0 V+	PMSU	01:25:36.66	+09:45:25.0	209.126±0.787	-405.045±0.313 DR3	18.327±0.227 DR3
J01317+209	G 34-35	288484608151416960	M4.0 V	Lep13	01:32:44.32	-20:59:15.7	419.565±0.043	-137.888±0.022 DR3	25.853±0.023 DR3
J01324-219	CD-22 526	5042734468172061440	M1.5 V	Gra06	01:32:26.20	-21:54:18.4	-587.871±0.026	-888.123±0.013 DR3	18.631±0.009 DR3
J01339-176	LP 768-113	2450599697900838912	M4.0 V	Scho05	01:33:58.00	-17:38:23.8	42.722±0.049	-186.128±0.026 DR3	14.702±0.011 DR3
J01352-072	Barta 161 12	2477870708709917568	M4.0 V	Ria06	01:35:13.92	-07:12:51.5	96.763±0.068	-48.945±0.025 DR3	37.281±0.064 DR3
J01369-067	LP 648-020	2478001486169801216	M3.5 V+	Reid07	01:36:55.18	-06:47:38.0	173.893±0.045	-99.901±0.027 DR3	23.981±0.026 DR3
J01373+610	TYC 4031-2527-1	509925734600845056	M1.5 V	Lep13	01:37:21.46	+61:05:28.6	-8.454±0.066	-66.216±0.070 DR3	43.436±0.164 DR3
J01383+572	Ross 10	409824168780424832	M2.0 V	PMSU	01:38:21.62	+57:13:57.0	-194.932±0.014	347.110±0.015 DR3	13.178±0.004 DR3
J01384+006	G 71-24	251047568254568832	M2.0 V	PMSU	01:38:29.94	+00:39:05.7	518.091±0.031	165.694±0.017 DR3	20.740±0.013 DR3
J01390-179	BL Cet	5140693571158739840	M5.0 V+	AF15a	01:39:01.38	-17:57:02.6	3385.316±0.672	544.386±0.379 DR3	2.720±0.005 DR3
J01395+050	[R78] 72	2561679986105169536	M3.0 V+	PMSU	01:39:31.19	+05:03:17.9	119.222±1.092	144.454±0.432 DR2	42.739±0.724 DR2
J01402+317	G 72-023	303876117377381376	M4.0 V	PMSU	01:40:16.58	+31:47:30.6	465.519±0.269	-10.679±0.220 DR3	24.069±0.159 DR3
J01431+210	RX J0143.1+2101	96530321986314624	M4.0 V+	AF15a	01:43:11.86	+21:01:10.6	-95.132±0.158	-15.255±0.106 DR3	38.407±0.181 DR3
J01432+278	BD+27 273	301785537751949824	M0.0 V	PMSU	01:43:15.97	+27:50:31.6	550.884±0.025	-31.895±0.024 DR3	22.015±0.010 DR3
J01433+043	GJ 70	2560771312759450496	M2.0 V	PMSU	01:43:20.18	+04:19:18.0	-422.413±0.031	-765.032±0.023 DR3	11.324±0.003 DR3
J01437-060	BPS CS 22962-0011	2479453696216295296	M3.5 V	Ria06	01:43:45.15	-06:02:40.2	51.906±0.052	-26.727±0.037 DR3	21.411±0.020 DR3
J01449+163	Wolf 1530	91289568531757184	M4.0 V	PMSU	01:44:58.45	+16:20:39.2	-738.463±0.048	-420.703±0.034 DR3	16.214±0.010 DR3
J01453+465	G 173-018	351045720262686080	M2.0 V	Lep13	01:45:18.21	+46:32:07.8	387.620±0.023	217.233±0.020 DR3	25.365±0.015 DR3
J01466-086	LP 708-416	2464581328276877056	M4.0 V+	PMSU	01:46:36.84	-08:38:57.6	412.840±1.836	-182.424±1.828 DR2	25.573±0.684 DR2
J01480+212	G 34-51	97993497084921984	M2.5 V	PMSU	01:48:03.97	+21:12:24.3	346.438±0.035	-218.382±0.031 DR3	18.610±0.013 DR3
J01510-061	NLT 6192	2467732906559754496	M4.5 V	PMSU	01:51:04.10	-06:07:05.0	545.424±0.048	-266.531±0.036 DR3	10.558±0.006 DR3
J01514+213	Wolf 90	97334889619799168	M4.0 V	PMSU	01:51:24.17	+21:23:39.5	-3.481±0.051	-347.535±0.040 DR3	16.916±0.012 DR3
J01518+644	G 244-037	518201792978856960	M2.5 V	PMSU	01:51:51.13	+64:26:05.9	237.441±0.012	-193.607±0.014 DR3	17.294±0.005 DR3
J01518-108	Ross 555	2460983348274381696	M2.0 V	PMSU	01:51:48.69	-10:48:12.5	568.618±0.031	-539.384±0.020 DR3	17.170±0.008 DR3
J01531-210	BD-21 332	5135908840152003584	M1.1 V+	Dae07	01:53:11.36	-21:05:43.3	272.670±0.020	71.914±0.015 DR3	32.043±0.024 DR3
J01538-149	PM J01538-1459A	5143033331902438656	M3.0 V+	Ria06	01:53:08.86	-14:59:50.9	106.722±0.041	-40.598±0.033 DR3	33.738±0.050 DR3
J01544+576	LSPM J0154+5741S	506103202278213248	M3.5 V	Lep13	01:54:28.09	+57:41:30.9	-25.182±0.024	-197.604±0.028 DR3	22.290±0.014 DR3
J01550+379	LSR J0155+3758	342743754636574208	M5.0 V	Lep03	01:55:02.33	+37:58:02.3	229.948±0.034	-480.814±0.038 DR3	20.271±0.017 DR3
J01556+028	LHS 6038	2511737320407912192	M1.5 V	Lep13	01:55:37.31	+02:52:58.4	-300.097±0.198	-284.083±0.099 DR3	37.393±0.200 DR3
J01567+305	NLT 6496	301114663860498304	M4.5 V	AF15a	01:56:45.73	+30:33:28.8	210.625±0.092	-13.523±0.090 DR3	31.397±0.075 DR3
J01592+035E	BD+02 305A	2517883830925784704	M2.5 V	PMSU	01:59:12.38	+03:31:09.3	263.229±0.029	24.368±0.018 DR3	23.885±0.013 DR3
J01592+035W	BD+02 305B	2517883865285522944	M2.5 V+	PMSU	01:59:12.60	+03:31:11.4	265.885±0.055	43.339±0.033 DR3	23.865±0.025 DR3
J01593+585	V596 Cas	505516521175942784	M4.0 V	PMSU	01:59:23.51	+58:31:16.1	320.619±0.022	-192.634±0.026 DR3	13.108±0.004 DR3
J02000+437	G 133-060	346565828854482944	M2.5 V	PMSU	02:00:02.82	+43:45:28.2	120.888±0.024	-273.502±0.029 DR3	35.551±0.030 DR3

Table B.1: Identifiers, spectral type, 2MASS coordinates in epoch J2000, proper motions, and distances of Carmencita stars (continued).

Karmn	Name	Gaia DR3	SpT	Ref. <sup>a</sup>	$\alpha$ (J2000)	$\delta$ (J2000)	$\mu_{\alpha} \cos \delta$ [mas a <sup>-1</sup> ]	$\mu_{\delta}$ Ref. <sup>b</sup> [mas a <sup>-1</sup> ]	$d$ Ref. <sup>c</sup> [pc]
J02001+366	G 133-061	330751067778997376	M3.5 V	PMSU	02:00:07.43	+36:39:48.0	54.227±0.035	-260.945±0.040	DR3
J02002+130	TZ Ari	76868614540049408	M3.5: V	AF15a	02:00:12.96	+13:03:07.0	1096.458±0.067	-1771.526±0.057	DR3
J02007-103	LP 709-016	2461635667907177472	M3.5 V	PMSU	02:00:47.26	-10:21:20.8	-372.879±0.035	-364.644±0.021	DR3
J02015+637	G 244-047	514923083669786112	M3.0 V	PMSU	02:01:35.34	+63:46:12.0	-258.326±0.024	-94.652±0.026	DR3
J02019+735	LP 030-055	558611490995613056	M4.5 V+	PMSU	02:01:54.16	+73:32:31.7	269.632±0.141	-81.841±0.178	DR3
J02020+039	Wolf 109 B	2517912315148925696	M2.0 V	PMSU	02:02:03.47	+03:56:42.5	-337.282±0.391	-321.222±0.282	DR3
J02022+103	LP 469-067	2571094283835172736	M5.5 V	AF15a	02:02:16.24	+10:20:13.9	-673.639±0.071	-280.585±0.053	DR3
J02026+105	PM J02024+1034B	2571309955621962240	M4.5 V	Lep13	02:02:28.21	+10:34:53.4	-50.193±0.218	-97.142±0.137	DR3
J02027+135	LP 469-073	77007084285637888	M4.5 V+	PMSU	02:02:44.35	+13:34:33.4	463.023±0.037	-98.100±0.031	DR3
J02028+047	RX J0202.8+0446	2518828169682982656	M3.5 V	Lep13	02:02:52.08	+04:47:02.4	-77.901±0.056	-129.236±0.037	DR3
J02033-212	G 272-145	5136466567425127168	M2.5 V+	PMSU	02:03:20.74	-21:13:43.4	-196.990±0.039	-428.812±0.033	DR3
J02044-018	G 159-034	2506306454521815040	M4.0 V	PMSU	02:04:27.50	-01:52:56.9	-593.086±0.040	-569.743±0.031	DR3
J02050-176	BD-18 359	5138510181584617856	M2.5 V+	PMSU	02:05:04.88	-17:36:52.7	1275.118±0.304	-169.701±0.189	DR3
J02055+056	Wolf 116	2519365418550216960	M1.0 V	Lep13	02:05:30.24	+05:41:47.6	101.680±0.046	-283.933±0.024	DR3
J02069+451	V374 And	352649456753106304	M0.0 V	Lep13	02:06:57.18	+45:11:04.2	280.827±0.885	-458.436±0.835	DR2
J02070+496	G 173-037	358269546017619840	M3.5 V	Lep13	02:07:03.86	+49:38:43.5	234.248±0.030	-427.951±0.039	DR3
J02071+642	G 244-049	515045129459646080	M4.0 V	PMSU	02:07:10.35	+64:17:11.4	222.587±0.015	-166.875±0.018	DR3
J02082+802	G 242-081	562826090863378560	M0.0 V	Lep13	02:08:15.77	+80:13:15.7	475.947±0.024	-287.936±0.021	DR3
J02088+494	G 173-039	35824919229900672	M3.5 V	PMSU	02:08:53.62	+49:26:56.4	236.429±0.031	-291.178±0.040	DR3
J02096-143	LP 709-040	5148602083419126016	M2.5 V	PMSU	02:09:36.13	-14:21:32.6	516.291±0.026	-349.217±0.021	DR3
J02116+185	G 35-32	80910659801926528	M3.0 V	Lep13	02:11:40.97	+18:33:38.0	196.287±0.039	271.402±0.037	DR3
J02123+035	BD+02 348	2515037264041041536	M1.5 V	PMSU	02:12:20.99	+03:34:32.2	-1762.406±0.031	-1852.871±0.021	DR3
J02129+000	G 159-046	2507016253701863040	M4.0 V	PMSU	02:12:54.62	+00:00:16.9	555.417±0.039	28.985±0.028	DR3
J02133+368	2MASS J02132062+3648506	331307970417696000	M4.5 V+	AF15a	02:13:20.59	+36:48:50.5	65.379±0.460	64.886±0.375	DR2
J02142-039	LP 649-072	2492866780297999232	M5.5 V	AF15a	02:14:12.56	-03:57:43.6	509.638±0.051	-155.813±0.043	DR3
J02149+174	GJ 1045	80530400577483904	M4.0 V	PMSU	02:14:59.81	+17:25:08.4	345.920±0.026	-470.659±0.020	DR3
J02153+074	Wolf 127	252146768907656504	M1.5 V	Lep13	02:15:21.96	+07:29:39.1	404.200±0.025	-412.571±0.020	DR3
J02155+339	G 74-011	326070279276059008	M3.5 V	PMSU	02:15:34.41	+33:57:41.1	169.843±0.033	-378.051±0.029	DR3
J02158-126	LP 709-062	5150342983988467968	M3.5 V	PMSU	02:15:48.88	-12:40:27.6	498.600±0.045	215.079±0.031	DR3
J02164+135	LP 469-206	74203982469858816	M5.5 V	PMSU	02:16:29.85	+13:35:12.8	504.216±0.063	-433.143±0.051	DR3
J02171+354	LP 245-010	327944328126649856	M5.0 V	PMSU	02:17:10.02	+35:26:32.5	548.968±0.063	-259.605±0.048	DR3
J02185+207	G 35-39	99279543440878208	M2.5 V	Lep13	02:18:35.96	+20:47:49.4	-25.684±0.035	-291.481±0.030	DR3
J02186+123	RX J0218.6+1219 2	73019941593200000	M2.5 V	Lep13	02:18:36.59	+12:18:57.6	154.805±0.035	-102.410±0.030	DR3
J02190+238	G 35-40	102535064223209216	M4.0 V	PMSU	02:19:02.33	+23:52:55.0	296.869±0.034	-78.724±0.026	DR3
J02190+353	Ross 19	327930412432710784	M3.5 V	PMSU	02:19:03.01	+35:21:18.6	670.532±0.042	-427.412±0.040	DR3
J02204+377	LP 245-017	331611611723173760	M2.5 V+	PMSU	02:20:25.28	+37:47:30.7	342.260±0.033	-69.767±0.038	DR3
J02207+029	G 73-45	2514052131687080192	M4.5 V	PMSU	02:20:46.25	+02:58:37.6	152.037±0.024	-293.535±0.021	DR3
J02210+368	GJ 1047 A	32818141032297792	M3.0 V+	PMSU	02:21:04.07	+36:53:04.3	736.143±0.059	-564.157±0.060	DR3
J02222+478	BD+47 612	354077348697687424	M0.5 V	PMSU	02:22:14.64	+47:52:44.1	216.134±0.026	41.436±0.032	DR3
J02230+181	StKM 1-261	85931648369883776	M0.5 V	Lep13	02:23:05.97	+18:10:34.0	161.600±2.300	-151.700±2.300	PPMXL
J02234+227	LP 353-051	101612981989146752	M0.5 V	Lep13	02:23:26.65	+22:44:06.8	98.673±0.021	-112.580±0.023	DR3
J02247+259	LP 353-074	10336316827756928	M0.5 V	PMSU	02:24:46.11	+25:58:34.3	-90.210±0.027	-175.465±0.031	DR3
J02254+246	StKM 1-265	102648588798884736	M2.0 V	Lep13	02:25:28.10	+24:40:36.8	-89.859±0.030	3.894±0.027	DR3
J02256+375	G 74-025	328643239565641856	M4.0 V	PMSU	02:25:38.44	+37:32:33.9	286.192±0.031	-66.319±0.030	DR3
J02272+545	2MASS J02271705+5432479	4556634736638558592	M4.5 V+	Law08	02:27:17.11	+54:32:47.8	105.916±0.069	-108.321±0.157	DR3
J02274+031	2MASS J02272756+0310548	2515329665414503808	M4.0 V	AF15a	02:27:27.56	+03:10:55.0	-120.987±0.163	-18.459±0.114	DR3

Table B.1: Identifiers, spectral type, 2MASS coordinates in epoch J2000, proper motions, and distances of Carmencita stars (continued).

Karmn	Name	Gaia DR3	SpT	Ref. <sup>a</sup>	$\alpha$ (J2000)	$\delta$ (J2000)	$\mu_{\alpha} \cos \delta$ [mas a <sup>-1</sup> ]	$\mu_{\delta}$ Ref. <sup>b</sup> [mas a <sup>-1</sup> ]	$d$ Ref. <sup>c</sup> [pc]
J02277+044	BD+03 339	2515752565074318720	M1.0 V+	Gra03	02:27:45.96	+04:25:55.0	86.420±1.850	240.000±0.960	17.140±0.320
J02282+014	G 75-016	2501452449987251840	M3.0 V	PMSU	02:28:17.11	+01:26:31.1	280.883±0.031	-131.526±0.027	22.317±0.014
J02283+219	TYC 1221-1171-1	89308798334436096	M0.5 V	Lep13	02:28:22.11	+21:59:45.6	53.697±0.410	-17.647±0.386	42.338±0.715
J02285-200	LHS 1408	5130073422706364544	M2.5 V	AF15a	02:28:31.94	-20:02:26.2	606.606±0.026	231.253±0.028	19.619±0.012
J02287+156	BPM 85139	761734444017933184	M2.0 V	Lep13	02:28:46.96	+15:38:53.7	170.828±0.052	-9.611±0.041	35.164±0.052
J02289+120	[R78b] 140	26283932836820096	M2.0 V+	PMSU	02:28:54.68	+12:05:21.0	-3.144±0.220	81.651±0.165	25.865±0.123
J02289+226	StKM 2-213A	89367450407789184	M2.0 V	Lep13	02:28:58.24	+22:36:25.3	148.560±0.030	-48.863±0.025	58.089±0.080
J02292+195	LP 410-033	86519023801472384	M2.5 V	Lep13	02:29:14.14	+19:32:35.4	154.290±0.029	-222.506±0.022	39.820±0.038
J02293+884	LP 001-052	576218726601829376	M3.5 V	PMSU	02:29:18.90	+88:24:13.6	-125.441±0.022	418.615±0.022	21.734±0.008
J02314+573	Ross 21	458018340407727104	M3.5 V	PMSU	02:31:27.67	+57:22:43.2	1115.719±0.020	11.127±0.022	19.998±0.010
J02330+078	LP 530-026	19625187339798144	M2.0 V	Lep13	02:33:04.55	+07:49:42.5	210.546±0.132	-95.608±0.126	30.662±0.102
J02336+249	Gl 102	102162639019033600	M4.0 V	PMSU	02:33:37.18	+24:55:37.7	48.392±0.044	-675.790±0.046	9.985±0.004
J02337+150	LP 470-030	75339743621732608	M3.0 V	PMSU	02:33:47.48	+15:00:17.4	437.342±0.033	26.751±0.027	22.016±0.014
J02340+417	G 74-029	338554924573259392	M3.0 V	PMSU	02:34:00.05	+41:46:49.0	284.963±0.028	83.703±0.028	22.105±0.013
J02345+566	G 174-004	457762325995735040	M2.0 V	Lep13	02:34:34.69	+56:36:45.6	91.306±0.021	-222.697±0.030	35.891±0.031
J02353+235	2E 591	89906520343072000	M3.5 V	PMSU	02:35:22.61	+23:34:30.5	-90.905±0.358	-65.071±0.304	30.442±0.335
J02358+202	BD+19 381	87921523897823872	M2.0 V	PMSU	02:35:53.31	+20:13:11.6	249.839±0.027	-140.336±0.023	14.042±0.005
J02362+068	BX Cet	18565464288396416	M4.0 V	AF15a	02:36:15.27	+06:52:17.9	1801.671±0.043	1450.487±0.038	7.223±0.002
J02364+554	G 173-061	454286043888629504	M3.0 V	PMSU	02:36:27.10	+55:28:34.3	-251.152±0.140	-375.589±0.191	29.255±0.132
J02367+226	G 36-26	8959333277905536	M5.0 V	AF15a	02:36:44.13	+22:40:26.2	-37.912±0.032	-374.507±0.026	14.633±0.006
J02367+320	G 74-34A	133359735269472768	M3.5 V+	PMSU	02:36:47.71	+32:04:19.9	-325.270±0.038	-60.161±0.035	19.463±0.017
J02392+074	G 76-019	18986817760556416	M4.0 V	PMSU	02:39:17.33	+07:28:17.1	480.354±0.030	-137.598±0.027	19.980±0.011
J02412-045	G 75-035	5185165891628969984	M4.5 V	AF15a	02:41:15.14	-04:32:17.8	352.765±0.042	-57.917±0.042	12.315±0.007
J02419+435	StKM 1-291	340590219380026112	M1.0 V	Lep13	02:41:59.00	+43:34:19.3	-45.504±0.770	-20.338±0.707	29.860±0.573
J02424+182	LP 410-081	82945061255798144	M1.5 V	Lep13	02:42:25.56	+18:14:42.2	213.327±0.030	112.583±0.025	39.368±0.041
J02438-088	Wolf 1132	517399736868992512	M1.5 V	PMSU	02:42:53.22	-08:49:45.7	615.516±0.030	-754.049±0.023	21.326±0.012
J02441+492	tet Per B	438829835272390784	M1.5 V	AF15a	02:44:10.27	+49:13:54.0	317.246±0.031	-60.409±0.029	11.189±0.004
J02442+255	VX Ari	114207651462714880	M3.0 V	PMSU	02:44:15.51	+25:31:24.1	864.525±0.028	-363.196±0.026	7.681±0.002
J02443+109E	2MASS J02442272+1057349	22338438439701760	M5.0 V	Fle88	02:44:22.73	+10:57:35.1	74.035±0.033	-57.902±0.027	46.844±0.065
J02443+109W	MCC 401	22338644598132096	M1.0 V	Lep13	02:44:21.37	+10:57:41.1	65.897±0.150	-55.531±0.115	48.130±0.301
J02456+449	G 78-004	340780267388505344	M0.5 V	AF15a	02:45:39.68	+44:56:55.5	410.397±0.022	-124.894±0.018	23.974±0.012
J02462-049	LP 651-007	5184938400096586112	M6.0 V	PMSU	02:46:14.92	-04:59:20.6	1691.164±0.039	-1881.040±0.036	16.711±0.011
J02465+164	LP 411-006	33732162024339072	M6.0 V	PMSU	02:46:34.71	+16:25:10.2	-831.533±0.060	-569.025±0.055	13.966±0.011
J02486+621	2MASS J02483695+6211228	465766186531331840	m5 V	Karmn	02:48:36.99	+62:11:22.9	113.167±0.064	-104.156±0.063	41.502±0.103
J02489-145E	PM J02489-1432E	5157183324996789760	m2.5 V	Karmn	02:48:59.83	-14:32:16.2	174.433±0.026	45.465±0.029	37.680±0.033
J02489-145W	PM J02489-1432W	5157183324996790272	m2.0 V	Karmn	02:48:59.27	-14:32:14.9	164.069±0.025	46.549±0.027	37.636±0.032
J02502+628	G 246-012	4673561110409096832	M2.5 V	AF15a	02:50:16.44	+62:51:19.7	218.736±0.020	-209.748±0.020	27.059±0.015
J02518+062	NLTT 9155	6452209110182016	M3.0 V	PMSU	02:51:50.65	+06:13:41.5	469.045±0.025	-122.976±0.024	24.497±0.015
J02518+294	LP 298-042	12920055364168064	M4.0 V+	PMSU	02:51:49.72	+29:29:12.8	108.228±0.063	-153.311±0.055	22.928±0.028
J02519+224	RBS 365	109628013733250304	M4.0 V	Ria06	02:51:54.10	+22:27:29.9	70.770±0.040	-111.150±0.033	27.019±0.037
J02524+269	LP 354-423	116261779701601152	M1.0 V	PMSU	02:52:25.03	+26:58:29.9	5.510±0.029	-231.303±0.027	23.368±0.015
J02530+168	Teegarden's Star	35227046884571776	M7.0 V	AF15a	02:53:00.89	+16:52:52.6	3429.083±0.088	-3805.541±0.083	3.832±0.001
J02534+174	NLTT 9223	35398295820372864	M3.5 V	Lep13	02:53:26.12	+17:24:32.4	14.632±0.392	-252.429±0.305	19.804±0.155
J02555+268	HD 18143C	116037376250217984	M4.0 V	AF15a	02:55:35.78	+26:52:20.5	276.921±0.025	-175.889±0.024	22.461±0.012
J02560-006	LP 591-156	2497858563088120448	M5.0 V	Boc05	02:56:03.90	-00:36:33.1	256.762±0.042	70.141±0.036	16.163±0.008
J02562+239	LSPM J0256+2359	113202246862254976	M5.0 V+	AF15a	02:56:13.97	+23:59:10.1	76.666±0.115	-166.753±0.093	24.948±0.083



Table B.1: Identifiers, spectral type, 2MASS coordinates in epoch J2000, proper motions, and distances of Carmencita stars (continued).

Karmn	Name	Gaia DR3	SpT	Ref. <sup>a</sup>	$\alpha$ (J2000)	$\delta$ (J2000)	$\mu_\alpha \cos \delta$ [mas a <sup>-1</sup> ]	$\mu_\delta$ Ref. <sup>b</sup> [mas a <sup>-1</sup> ]	$d$ Ref. <sup>c</sup> [pc]
J02565+554E	Ross 365	459661938487951360	M3.0 V	PMSU	02:56:35.16	+55:26:29.6	710.560±0.019	-455.734±0.024	DR3
J02565+554W	Ross 364	459661938487952000	M1.0 V	PMSU	02:56:34.42	+55:26:14.1	727.625±0.015	-455.228±0.019	DR3
J02573+765	G 245-61	549007291282705024	m3 V	Karmn	02:57:18.26	+76:33:11.3	690.920±0.017	-399.894±0.019	DR3
J02575+107	Ross 791	27360698317776640	M3.0 V	PMSU	02:57:31.05	+10:47:24.6	1754.386±0.033	-419.314±0.028	DR3
J02581-128	LP 711-032	5159273530961537280	M2.5 V	PMSU	02:58:10.23	-12:53:06.0	274.154±0.028	539.508±0.030	DR3
J02591+366	Ross 331	141963104517995008	M3.5 V+	PMSU	02:59:10.66	+36:36:39.9	587.834±0.036	-265.156±0.030	DR3
J02592+317	LP 298-052	1355544697916690432	M3.5 V	PMSU	02:59:16.71	+31:46:24.9	43.053±0.038	185.193±0.036	DR3
J02597+389	G 134-063	143558461530827264	M4.5 V+	Law08	02:59:46.35	+38:55:36.1	233.525±0.709	-90.032±0.674	DR3
J03018-165N	LP 771-095	5153091836072107008	M3.0 V+	PMSU	03:01:51.34	-16:35:30.9	-369.972±0.029	-267.931±0.028	aDR3
J03018-165S	LP 771-096	5153091836072107136	M3.5 V	PMSU	03:01:51.39	-16:35:36.0	-369.972±0.029	-267.931±0.028	DR3
J03026-181	GJ 121.1	5152365363828101632	M2.5 V	AF15a	03:02:38.05	-18:09:58.8	403.721±0.035	164.463±0.036	DR3
J03033-080	StM 20	5179399816430035456	M3.0 V	AF15a	03:03:21.34	-08:05:15.4	119.761±0.733	-37.689±0.770	DR3
J03036-128	LP 711-043	5159136122072204416	M3.0 V	PMSU	03:03:40.74	-12:50:31.9	229.817±0.043	-112.350±0.036	DR3
J03037-128	LP 711-044	5159135847194297600	M3.0 V	PMSU	03:03:47.85	-12:51:19.2	233.651±0.052	-113.218±0.047	DR3
J03040-203	LP 771-077	5103774994355594368	M3.5 V	PMSU	03:04:04.49	-20:22:42.9	487.668±0.035	-485.742±0.033	DR3
J03047+617	G 246-022	466291787445425408	M3.0 V	AF15a	03:04:43.44	+61:44:08.9	717.931±0.023	-696.250±0.024	DR3
J03075-039	LP 652-005	5183380495199234304	M0.0 V+	PMSU	03:07:33.80	-03:58:17.0	-266.120±6.790	-388.350±5.080	HIP2
J03077+249	LP 355-027	111731654357442816	M4.5 V	Reid04	03:07:46.86	+24:57:55.4	229.490±0.027	-126.057±0.023	DR3
J03090+100	GJ 1055	14912165107085184	M2.0 V	PMSU	03:09:00.17	+10:01:25.7	286.343±0.040	-586.297±0.029	DR3
J03095+457	GJ 125	434690036555954304	M2.0 V+	PMSU	03:09:30.82	+45:43:59.0	-426.477±0.688	-394.828±0.628	DR3
J03102+059	EK Cet	4267552520347776	M2.0 V	PMSU	03:10:15.47	+05:54:31.5	-122.203±0.031	-563.343±0.023	DR3
J03104+584	G 246-026	460421735382461696	M1.0 V	PMSU	03:10:26.50	+58:26:08.6	106.405±0.018	-195.308±0.022	DR3
J03109+737	GJ 1053	547381594623756416	M5.0 V	PMSU	03:10:58.30	+73:46:19.7	1825.649±0.017	-1074.927±0.021	DR3
J03110-046	LP 652-062	5183085684349107072	M3.0 V	AF15a	03:11:04.89	-04:36:36.3	4.445±0.031	-304.453±0.027	DR3
J03112+011	IRXS J031114.2+010655	3266937637860051840	M5.5 V	Boc05	03:11:15.48	+01:06:30.9	113.882±0.037	-16.438±0.032	DR3
J03118+196	Wolf 132	60244778902681088	M0.5 V	Lep13	03:11:48.02	+19:40:15.1	208.338±0.086	-235.921±0.085	DR3
J03119+615	BD+60 637	46323709266956416	M0.0 V+	Lep13	03:11:56.85	+61:31:13.3	18.258±0.329	85.024±0.441	DR3
J03133+047	CD Cet	3179036008830848	M5.0 V	PMSU	03:13:22.92	+04:46:29.3	1741.875±0.047	86.494±0.044	DR3
J03136+653	TYC 4057-285-1	492053585402171264	M1.5 V	Lep13	03:13:38.10	+65:21:16.7	-86.817±0.010	172.452±0.018	DR3
J03142+286	LP 299-036	121843656638575872	M6.0 V	PMSU	03:14:12.47	+28:40:39.6	311.196±0.072	-750.010±0.052	DR3
J03145+594	Ross 369A	4621116284659917184	M2.5 V	Lep13	03:14:32.76	+59:26:16.4	193.729±0.113	-159.517±0.134	DR3
J03147+485	Ross 346	16983468919490176	M2.0 V	AF15a	03:14:47.20	+11:27:27.4	60.455±0.180	-45.099±0.125	DR3
J03162+581N	Ross 370 B	435570539206096640	M1.0 V	PMSU	03:14:44.90	+48:31:11.0	130.677±0.073	-343.802±0.057	DR3
J03162+581S	Ross 370 A	461701979229013376	M2.0 V	AF15a	03:16:13.91	+58:10:07.5	415.277±0.018	-318.488±0.018	DR3
J03167+389	HAT 168-01565	235742233662354944	M3.5 V	AF15a	03:16:13.83	+58:10:02.5	444.525±0.018	-324.641±0.019	DR3
J03172+453	G 78-028	242513339807684992	M2.5 V+	Pra06	03:16:46.10	+38:55:27.4	-60.423±0.690	20.569±0.463	DR3
J03177+252	LP 355-051	111379432679196672	M2.5 V	Gra03	03:17:45.24	+25:15:06.4	786.536±0.026	-362.348±0.023	DR3
J03181+382	HD 275122	235383247412615936	M1.5 V	PMSU	03:18:07.48	+38:15:07.4	446.154±0.024	-572.553±0.019	DR3
J03181+426	Wolf 140	239732949773406976	M3.5 V	AF15a	03:18:07.01	+42:40:09.1	204.461±0.024	-148.055±0.022	DR3
J03185+103	StKM 1-354	14560046508208640	M1.5 V	Lep13	03:18:35.20	+10:18:44.5	145.857±0.022	-82.888±0.020	DR3
J03186+326	LP 299-053	125190054638221696	M0.0 V	PMSU	03:18:38.32	+32:39:56.9	210.042±0.024	-97.848±0.019	DR3
J03187+606	Ross 371	463310461666948992	M3.0 V	PMSU	03:18:42.67	+60:36:27.2	458.031±0.196	-383.358±0.214	DR3
J03194+619	G 246-033	463541427829124864	M4.0 V+	AF15a	03:19:28.78	+61:56:04.6	220.800±4.800	-194.600±4.800	PPMXL
J03207+397	LP 198-637 A	235979285794706176	M1.5 V	Lep13	03:20:45.16	+39:43:01.5	139.790±0.145	-114.856±0.135	DR3
J03213+799	GJ 133	567659818855055488	M2.0 V	PMSU	03:21:21.78	+79:58:02.2	410.090±0.014	287.875±0.016	DR3

Table B.1: Identifiers, spectral type, 2MASS coordinates in epoch J2000, proper motions, and distances of Carmencita stars (continued).

Karmin	Name	<i>Gaia</i> DR3	SpT	Ref. <sup>a</sup>	$\alpha$ (J2000)	$\delta$ (J2000)	$\mu_{\alpha} \cos \delta$ [mas a <sup>-1</sup> ]	$\mu_{\delta}$ Ref. <sup>b</sup> [mas a <sup>-1</sup> ]	<i>d</i> Ref. <sup>c</sup> [pc]
J03217-066	G 77-046	5169649072437050496	M2.0 V	PMSU	03:21:46.92	-06:40:24.2	323.464±0.024	-47.604±0.023	DR3
J03220+029	GJ 1058	3269132022551595264	M4.5 V	PMSU	03:22:04.10	+02:56:34.7	340.252±0.030	-749.898±0.023	DR3
J03224+271	LP 355-064	117654650480415744	M0.0 V	Lep13	03:22:28.14	+27:09:21.8	220.912±0.020	-64.348±0.016	DR3
J03230+420	GJ 1059	240945608019526272	M5.0 V	PMSU	03:23:01.76	+42:00:26.8	275.383±0.033	-688.141±0.026	DR3
J03233+116	G 5-32	16302463200535040	M2.5 V	PMSU	03:23:22.42	+11:41:13.4	-251.154±0.042	-147.483±0.028	DR3
J03236+056	IRXS J032338.7+054117	9124679495764864	M4.5 V	AF15a	03:23:39.16	+05:41:15.2	83.321±0.037	-69.497±0.035	DR3
J03241+237	LP 356-14 A	62948174562104448	M0.0 V+	Jen09	03:24:06.48	+23:47:06.1	215.048±0.038	-119.923±0.025	DR3
J03242+237	LP 356-15	62947354224986240	M2.0 V	PMSU	03:24:12.86	+23:46:19.1	205.446±0.041	-110.259±0.027	DR3
J03247+447	PM J03247+4447A	241863219189893248	M1.5 V	Lep13	03:24:42.46	+44:47:41.9	-100.204±0.035	-32.214±0.029	DR3
J03257+058	LP 532-081	9178383766474496	M4.5 V+	PMSU	03:25:42.23	+05:51:50.8	-181.758±0.033	-166.173±0.028	DR3
J03263+171	PM J03263+1709	54955450878005888	M4.0 V+	AF15a	03:26:23.64	+17:09:31.2	88.545±0.656	-63.211±0.456	DR3
J03267+192	G 6-7	57739208163471744	M4.5 V	PMSU	03:26:44.96	+19:14:40.3	10.470±0.031	-160.222±0.027	DR3
J03272+273	CK Ari	117990177621007744	M1.0 V	Lep13	03:27:14.34	+27:23:08.7	-101.735±0.025	-56.679±0.021	DR3
J03275+222	J0327+2212	61801491310173056	M4.5 V	AF15a	03:27:30.86	+22:12:38.2	66.668±0.033	-80.368±0.023	DR3
J03284+352	LSPM J0328+3515A	22192113627979200	M2.0 V	Lep13	03:28:29.22	+35:15:20.5	99.231±0.050	-120.975±0.032	DR3
J03286-156	LP 772-072	5111963126166679936	M3.5 V	PMSU	03:28:38.98	-15:37:17.4	180.153±0.760	57.764±0.725	DR3
J03288+264	LP 356-106	117709729140217216	M3.0 V	PMSU	03:28:49.57	+26:29:12.3	225.899±0.037	-133.004±0.033	DR3
J03303+346	2MASS J03302331+3440325	221088458083406720	M4.0 V	AF15a	03:30:23.32	+34:40:32.4	35.800±5.400	-41.600±5.400	PPMXL
J03308+542	LSPM J0330+5413	445100418805396608	M5.0 V	Law08	03:30:48.89	+54:13:55.2	-151.987±0.036	-3.418±0.037	DR3
J03317+143	GJ 143.3	542896755414366720	M3.5 V+	AF15a	03:30:54.81	+70:41:14.0	371.532±0.242	-480.515±0.309	DR3
J03325+287	RX J0332.6+2843	41840029505514496	M2.0 V	PMSU	03:31:47.14	+14:19:17.7	39.424±0.043	-674.121±0.032	DR3
J03332+462	BD+45 784	119689232324345088	M4.5 V+	AF15a	03:32:35.79	+28:43:55.3	51.500±5.600	-72.100±5.600	PPMXL
J03340+585	Ross 563	248004472671505152	M0.0 V	AF15a	03:33:14.05	+46:15:19.0	68.902±0.015	-172.585±0.015	DR3
J03346+048	LP 653-008	44992916463732928	M0.5 V	Lep13	03:34:00.50	+58:35:55.0	302.284±0.036	-173.558±0.038	DR3
J03361+313	[GBM90] Per 49	3248028717923282048	M3.5 V+	PMSU	03:34:39.63	-04:50:33.3	406.029±0.552	-324.893±0.445	DR3
J03366+034	[R78b] 233	121254932581533568	M4.5 V	AF15a	03:36:08.70	+31:18:39.5	115.360±0.046	-132.333±0.039	DR3
J03372+691	LP 54-19	3274291270411229056	M4.5 V	PMSU	03:36:40.84	+03:29:19.5	122.131±0.040	-120.242±0.033	DR3
J03375+178N	LP 413-018	494406712082475520	M3.5 V+	PMSU	03:37:14.08	+69:10:49.8	156.698±0.015	-118.494±0.019	DR3
J03375+178S	LP 413-019	56447037184787824	M2.5 V+	AF15a	03:37:33.35	+17:51:14.5	170.329±0.050	-30.083±0.037	DR3
J03394+249	KP Tau	685539315116671488	M3.5 V+	AF15a	03:37:33.90	+17:51:00.4	170.304±0.041	-28.090±0.031	DR3
J03396+254E	Wolf 204	68648455541664384	M3.0 V	PMSU	03:39:29.71	+24:58:02.5	116.219±0.032	196.932±0.024	DR3
J03396+254W	Wolf 205	68648833498786688	M3.5 V	PMSU	03:39:36.19	+25:28:20.9	238.698±0.048	-578.948±0.030	DR3
J03397+334	HD 278874B	21777830960889088	M3.0 V	PMSU	03:39:40.49	+25:28:48.3	236.656±0.040	-575.383±0.030	DR3
J03416+552	TYC 3720-426-1	44520404775833216	M0.0 V	Lep13	03:41:37.28	+55:13:06.8	96.782±0.015	-116.639±0.016	DR3
J03430+459	LSPM J0343+4554A	244849046094626176	M4.0 V+	AF15a	03:43:02.03	+45:54:18.2	-199.428±0.329	-14.309±0.250	DR3
J03433-095	G 160-019	5164137461165628032	M4.5 V+	PMSU	03:43:22.06	-09:33:50.7	433.399±0.372	285.593±0.465	DR2
J03437+166	MCC 428	4333537119385216	M1.0 V	PMSU	03:43:45.25	+16:40:02.2	156.277±0.036	-310.112±0.025	DR3
J03438+166	BD+16 502A	43335880716390784	M0.0 V	Lep13	03:43:52.56	+16:40:19.3	157.855±0.023	-316.199±0.015	DR3
J03445+349	HD 278968	218366758786141440	M0.0 V	Lep13	03:44:30.95	+34:58:23.3	199.289±0.019	-157.914±0.015	DR3
J03454+729	NLTT 11646	543701666645486592	M1.5 V	Lep13	03:45:27.94	+72:59:32.2	203.308±0.010	-442.852±0.013	DR3
J03455+703	2MASS J03453188+7018002	494744640108707456	M1.0 V	Lep13	03:45:31.91	+70:18:00.1	136.641±0.012	17.257±0.016	DR3
J03459+147	NLTT 11771	42793752764180736	M1.5 V	Lep13	03:45:54.85	+14:42:51.5	99.298±0.026	-265.139±0.018	DR3
J03463+262	HD 23453	70051608089857536	M0.0 V	PMSU	03:46:20.14	+26:12:55.8	386.748±0.024	-196.320±0.019	DR3
J03467+821	TYC 4521-1342-1	569992638932650240	M1.0 V	Lep13	03:46:42.02	+82:07:51.3	83.836±0.017	-70.497±0.019	DR3
J03467-112	LP 713-028	5115590415026701184	M2.5 V	PMSU	03:46:45.42	-11:17:42.3	570.687±0.230	115.018±0.208	DR3

Table B.1: Identifiers, spectral type, 2MASS coordinates in epoch J2000, proper motions, and distances of Carmencita stars (continued).

Karmn	Name	Gaia DR3	SpT	Ref. <sup>a</sup>	$\alpha$ (J2000)	$\delta$ (J2000)	$\mu_{\alpha} \cos \delta$ [mas a <sup>-1</sup> ]	$\mu_{\delta}$ Ref. <sup>b</sup> [mas a <sup>-1</sup> ]	$d$ Ref. <sup>c</sup> [pc]
J03473+086	LTT 11262	3278325004913943808	M4.5 V	PMSU	03:47:20.89	+08:41:47.1	468.997±0.041	-652.311±0.027	DR3
J03473-019	G 80-021	3250328209054347264	M3.0 V	AF15a	03:47:23.34	-01:58:19.9	180.640±0.028	-274.016±0.025	DR3
J03479+027	Ross 588	3270590765246119168	M0.5 V	PMSU	03:47:58.10	+02:47:16.2	-394.410±0.023	-425.076±0.019	DR3
J03480+686	G 221-24	49365060396520064	M1.5 V+	PMSU	03:48:01.70	+68:40:38.8	129.532±0.167	258.157±0.134	DR3
J03486+735	LP 031-218	543789661932658432	M1.0 V	PMSU	03:48:38.22	+73:32:35.2	400.056±0.012	-268.893±0.015	DR3
J03505+634	G 246-050	487186081785899648	M1.5 V	PMSU	03:50:33.71	+63:27:18.6	-8.621±0.011	-1370.829±0.015	DR3
J03507-060	GJ 1065	3243715604392800512	M3.5 V	PMSU	03:50:44.29	-06:05:41.6	-445.618±0.038	-1371.196±0.035	DR3
J03510+142	2MASS J03510078+1413398	39527339939738112	M4.5 V	AF15a	03:51:00.79	+14:13:39.9	70.127±0.057	-74.878±0.035	DR3
J03510+008	LP 593-068	3252724331256024000	M6.0 V	PMSU	03:51:00.03	-00:52:44.9	10.986±0.064	-469.964±0.054	DR3
J03519+397	TYC 2868-639-1	223983442137333376	M0.0 V	AF15a	03:51:58.15	+39:46:56.7	28.534±0.021	-57.733±0.015	DR3
J03526+170	Wolf 227	43574131143039104	M4.5 V+	PMSU	03:52:41.75	+17:01:04.2	433.183±0.107	-645.369±0.069	DR3
J03531+625	Ross 567	47498720643652608	M3.0 V	Lep13	03:53:10.44	+62:34:08.1	31.727±0.043	-269.068±0.042	DR3
J03543-146	2MASS J03542008-1437388	5110641302736199424	M6.5 V	Crn03	03:54:20.10	-14:37:38.6	-70.950±0.548	86.403±0.453	DR3
J03544-091	StKM 1-430	3194816237789820544	M1.0 V	PMSU	03:54:25.62	-09:09:30.9	-95.414±0.018	111.006±0.017	DR3
J03548+163	LP 413-108	40470720915966208	M4.0 V	AF15a	03:54:53.22	+16:18:56.2	131.352±0.076	-22.731±0.054	DR3
J03565+319	HAT 214-02089	168774798644094592	M3.5 V	AF15a	03:56:33.10	+31:57:24.8	123.166±0.032	-65.029±0.021	DR3
J03567+039	Ross 23	252151693092703872	M1.5 V	PMSU	03:56:47.40	+53:33:36.8	309.017±0.019	-394.678±0.019	DR3
J03574-011	BD-01 565B	3256334497479304832	M2.5 V	AF15a	03:57:28.90	-01:09:23.5	-209.409±0.044	-139.730±0.035	DR3
J03586+520	Ross 24	251688283301485824	M1.0 V	Lep13	03:58:36.28	+52:01:25.1	371.439±0.025	-215.689±0.022	DR3
J03588+125	G 7-14	3304953076090945536	M4.0 V	AF15a	03:58:49.10	+12:30:23.3	254.159±0.048	-312.904±0.029	DR3
J03598+260	Ross 873	67198925172337536	M3.0 V	PMSU	03:59:53.67	+26:05:23.6	730.916±0.424	-255.852±0.238	DR3
J04011+513	Ross 25	25085804894327104	M3.5 V	PMSU	04:01:07.56	+51:23:19.3	365.806±0.020	-804.172±0.019	DR3
J04056+057	[R78] 256	3296932482569720192	M3.5 V+	PMSU	04:05:38.91	+05:44:40.9	33.094±0.127	-34.746±0.088	DR3
J04059+712E	LP 031-301	495091570387568512	M4.0 V	CR02	04:05:57.52	+71:16:40.8	171.059±0.017	-379.058±0.021	DR3
J04059+712W	LP 031-302 A	495091536028665660	M5.0 V+	CR02	04:05:56.64	+71:16:38.3	172.952±0.075	-370.367±0.108	DR3
J04061-055	2MASS J04060688-0534444	3197487123323269536	M3.0 V	AF15a	04:06:06.88	-05:34:44.6	23.190±0.029	-145.207±0.024	DR3
J04077+142	LP 474-123	3305633918809117824	M0.0 V	Lep13	04:07:43.95	+14:13:24.6	173.569±0.023	-156.671±0.026	DR3
J04079+142	NLTT 12593	3305622030339640704	M2.5 V	AF15a	04:07:44.80	+14:13:00.7	174.745±0.030	-156.871±0.026	DR3
J04081+743	LP 032-016	549890302202250112	M3.5 V	AF15a	04:08:11.21	+74:23:01.2	672.333±0.015	-596.867±0.018	DR3
J04083+691	LP 031-433	493873895619008384	M4.5 V	AF15a	04:08:23.79	+69:10:59.1	269.999±0.158	-73.387±0.222	DR3
J04086+336	HD 281621	170639948323693952	M0.5 V	PMSU	04:08:37.40	+33:38:13.3	526.874±0.022	126.026±0.014	DR3
J04093+057	NLTT 12648	3296801438825355008	M4.5 V+	Law08	04:09:22.26	+05:46:27.2	221.900±4.900	-126.100±4.900	PPMXL
J04108-128	LP 714-37	3188811632989991168	M5.5 V+	PB06	04:10:48.04	-12:51:42.1	-146.335±0.034	-395.807±0.034	DR3
J04112+495	Ross 27	247316350194295936	M3.5 V	PMSU	04:11:13.11	+49:31:52.4	113.487±0.020	-466.814±0.019	DR3
J04122+647	G 247-015	476809509515283712	M4.0 V	PMSU	04:12:17.02	+64:43:55.6	492.787±0.013	-435.805±0.019	DR3
J04123+162	HG 7-124	45679386670867584	M4.0 V	AF15a	04:12:21.73	+16:15:03.4	153.643±0.126	-31.522±0.089	DR3
J04129+526	Ross 28	274936731203012736	M4.5 V+	PMSU	04:12:58.83	+52:36:42.0	-349.090±0.374	-822.959±0.200	DR2
J04131+505	Ross 29 A	271438845026834944	M4.0 V+	PMSU	04:13:10.09	+50:31:41.2	-395.277±0.037	-194.955±0.027	DR3
J04137+476	LSPM J0413+4737E	246159148562933760	M2.5 V	Lep13	04:13:47.87	+47:37:44.4	-103.501±0.042	-123.784±0.030	DR3
J04139+829	G 222-001	570134471635273728	M0.0 V	Lep13	04:13:55.88	+82:55:07.0	93.737±0.163	-247.432±0.147	DR3
J04148+277	HG 8-1	163152549013270400	M3.5 V	Lep13	04:14:53.52	+27:45:27.9	231.529±0.039	-120.196±0.024	DR3
J04153-076	omi02 Eri C	3195919254111314816	M4.5 V	AF15a	04:15:21.54	-07:39:20.7	-2247.183±0.065	-3409.824±0.054	DR3
J04166-125	LP 714-058 A	3177244255271333376	M1.5 V+	Gr06	04:16:41.69	-12:33:23.1	-84.769±0.259	236.557±0.261	DR3
J04167-120	LP 714-47	3189306030970782208	M0.0 V	Dre120	04:16:45.60	-12:05:02.5	49.835±0.017	-197.203±0.015	DR3
J04173+088	LTT 11392	3299381442858615936	M4.5 V	PMSU	04:17:18.53	+08:49:22.0	133.639±0.045	-377.261±0.033	DR3
J04177+410	LSPM J0417+4103A	227939411956865664	M3.5 V	AF15a	04:17:44.34	+41:03:13.4	67.690±0.033	-209.113±0.023	DR3

Table B.1: Identifiers, spectral type, 2MASS coordinates in epoch J2000, proper motions, and distances of Carmencita stars (continued).

Karmn	Name	Gaia DR3	SpT	Ref. <sup>a</sup>	$\alpha$ (J2000)	$\delta$ (J2000)	$\mu_{\alpha} \cos \delta$ [mas a <sup>-1</sup> ]	$\mu_{\delta}$ Ref. <sup>b</sup> [mas a <sup>-1</sup> ]	$d$ Ref. <sup>c</sup> [pc]
J04188+013	HIP 20122	3255968634985106816	M2.0 V	Lep13	04:18:51.45	+01:23:35.9	-1.282±0.144	-59.632±0.106	DR3
J04191+097	2MASS J04190809+09444481	3300578673582192384	M3.0 V	AF15a	04:19:08.11	+09:44:48.1	43.849±0.029	131.133±0.019	DR3
J04191-074	LP 654-039	3193031833497299200	M3.5 V	AF15a	04:19:06.59	-07:27:44.8	-166.706±0.027	75.037±0.020	DR3
J04198+425	LSR J0419+4233	22915579195699456	M8.5 V	Lep03	04:19:52.13	+42:33:30.4	528.665±0.083	-1441.614±0.058	DR3
J04199+364	Ross 592	177391907491420032	M1.5 V	Lep13	04:19:59.69	+36:29:11.4	207.688±0.020	-451.562±0.016	DR3
J04205+815	2MASS J04203505+8131556	55771789298080960	M3.0 V	AF15a	04:20:35.08	+81:31:55.7	-115.999±0.023	-79.858±0.024	DR3
J04206+272	XEST 16-045	152362491654557696	M4.5 V	AF15a	04:20:39.19	+27:17:31.8	10.498±0.033	-25.967±0.022	DR3
J04207+152	HG 7-172	3311899034847352576	M4.0 V+	AF15a	04:20:47.97	+15:14:09.3	167.915±0.673	-69.684±0.456	DR3
J04218+213	G 8-29	145333721838128896	M3.5 V	PMSU	04:21:50.08	+21:19:42.8	123.135±0.032	-226.068±0.024	DR3
J04219+213	LP 415-17	145333927996558976	K7 V	DA18	04:21:52.49	+21:21:12.9	200.181±0.018	-76.775±0.013	DR3
J04219+751	G 248-019	550301107233576320	M2.5 V	PMSU	04:21:57.61	+75:08:28.3	541.621±0.017	-486.970±0.019	DR3
J04221+192	LP 415-636	48149164665132672	M3.0 V	PMSU	04:22:08.25	+19:15:21.9	-101.408±0.039	-32.615±0.029	DR3
J04224+036	RX J0422.4+0337	3283324415564687104	M3.5 V	AF15a	04:22:25.04	+03:37:08.3	142.267±0.032	14.529±0.022	DR3
J04224+740	LP 031-339	550004239094196864	M1.5 V	Lep13	04:22:28.35	+74:01:26.7	44.566±0.014	-324.257±0.019	DR3
J04225+105	LSPM J0422+1031	3300729031796977024	M3.5 V	Lep13	04:22:31.99	+10:31:18.8	244.971±0.033	32.758±0.023	DR3
J04225+390	GJ 1070	179416417636545920	M5.0 V	PMSU	04:22:33.50	+39:00:43.6	589.591±0.031	-604.618±0.026	DR3
J04227+205	LP 415-030	49157794785448192	M4.0 V	AF15a	04:22:42.86	+20:34:12.5	109.142±0.171	-37.478±0.130	DR3
J04229+259	G 8-31	150510158159630848	M4.5 V	AF15a	04:22:59.26	+25:59:14.3	34.452±0.032	-244.569±0.024	DR3
J04234+495	TYC 3337-1716-1	270387403737301248	M2.5 V	Lep13	04:23:26.88	+49:34:19.0	-21.963±0.022	-2.133±0.017	DR3
J04234+809	IRXS J042323.2+805511	55745064723137536	M4.0 V	AF15a	04:23:29.06	+80:55:10.3	79.736±0.724	-91.342±0.784	DR2
J04238+092	LP 535-073	3299573475139651584	M3.0 V	AF15a	04:23:50.71	+09:12:19.5	114.287±0.026	-5.402±0.019	DR3
J04238+149	IN Tau	3311162843092490496	M3.5 V	AF15a	04:23:50.37	+14:55:17.5	113.947±0.236	-28.726±0.198	DR3
J04247-067	2MASS J04244260-0647313	3199132439405197696	M4.0 V+	AF15a	04:24:42.62	-06:47:31.4	147.082±0.054	8.561±0.042	DR3
J04248+324	G 39-11	172382365011768448	M2.0 V	PMSU	04:24:49.22	+32:26:58.2	219.057±0.034	-139.333±0.028	DR3
J04251+515	2MASS J04250968+5131578	271164963555608448	M2.0 V	Lep13	04:25:09.72	+51:31:57.6	83.556±0.783	-89.305±0.584	DR3
J04252+080N	HG 7-207	3287041726938931968	M4.0 V	PMSU	04:25:16.93	+08:04:03.9	146.642±0.023	2.557±0.016	DR3
J04252+080S	HG 7-206	3287041688283537408	M2.5 V+	PMSU	04:25:15.10	+08:02:55.8	140.000±0.712	3.359±0.540	DR3
J04252+172	V805 Tau	3313958046465282304	M3.5 V	AF15a	04:25:13.55	+17:16:05.5	107.261±0.208	-27.188±0.153	DR3
J04274+203	TYC 1273-9-1	144410205086676480	M1.5 V	Lep13	04:27:25.07	+20:22:44.6	-84.456±0.034	-3.713±0.024	DR3
J04276+595	G 175-032	471082286587088640	M4.0 V+	PMSU	04:27:41.32	+59:35:16.6	115.277±0.019	-194.220±0.016	DR3
J04278+117	NLTT 13316	3306924676740679168	M4.0 V	PMSU	04:27:53.53	+11:46:54.8	323.552±0.035	-497.038±0.022	DR3
J04284+176	V1102 Tau	3314185129975960448	M2.0 V+	Lep13	04:28:28.77	+17:41:45.6	109.487±0.449	-44.227±0.293	DR3
J04290+219	BD+21 652	145421309108301184	M0.5 V	Gra06	04:29:00.12	+21:55:21.7	-67.017±0.028	174.627±0.021	DR3
J04293+142	LTT 11438	3307883450880112256	M4.0 V	PMSU	04:29:18.48	+14:13:59.4	254.239±0.041	159.375±0.025	DR3
J04294+262	FW Tau	151313901157347840	M5.5 V+	Bri98	04:29:29.71	+26:16:53.2	2.100±0.600	-26.800±0.300	CC21
J04302+708	2MASS J04301210+7049138	500074076047597568	M1.5 V	Lep13	04:30:12.09	+70:49:14.0	-116.319±0.014	24.463±0.018	DR3
J04304+398	V546 Per	179700710496485504	M4.5 V	PMSU	04:30:25.29	+39:50:59.4	274.736±0.032	-565.435±0.025	DR3
J04308-088	Koenigstuhl 2A	3197623222256888192	M4.0 V	AF15a	04:30:52.04	-08:49:19.5	3.286±0.069	-161.794±0.053	DR3
J04310+367	PM J04310+3647A	178010009119238144	M3.0 V	AF15a	04:31:00.02	+36:47:55.1	-58.057±0.354	-24.739±0.258	DR3
J04311+589	G 175-34	470826482637310080	M4.0 V+	PMSU	04:31:11.51	+58:58:37.5	1300.365±0.056	-2046.106±0.047	DR3
J04312+422	2MASS J04311499+4217111	252216873515630080	M2.5 V	Lep13	04:31:14.99	+42:17:10.8	-2.653±0.028	-122.290±0.022	DR3
J04313+241	V927 Tau	146294836735587712	M4.5 V+	AF15a	04:31:23.82	+24:10:53.0	5.800±0.600	-23.600±0.600	CC21
J04326+098	LP 475-1095	3293652471881614592	M1.5 V	Lep13	04:32:37.83	+09:51:06.6	124.497±0.361	-6.844±0.242	DR3
J04329+001E	LP 595-023	3230595651827092864	M0.5 V	AF15a	04:32:56.25	+00:06:16.0	-165.899±0.022	-81.669±0.015	DR3
J04329+001N	LP 595-021	3230595686186830848	M4.0 V	Reid04	04:32:55.51	+00:06:34.7	-179.942±0.029	-91.832±0.019	DR3
J04329+001S	G 82-028	3230595686186831104	M3.0 V	Reid04	04:32:55.56	+00:06:29.7	-169.565±0.028	-86.518±0.019	DR3



Table B.1: Identifiers, spectral type, 2MASS coordinates in epoch J2000, proper motions, and distances of Carmencita stars (continued).

Karmin	Name	Gaia DR3	SpT	Ref. <sup>a</sup>	$\alpha$ (J2000)	$\delta$ (J2000)	$\mu_{\alpha} \cos \delta$ [mas a <sup>-1</sup> ]	$\mu_{\delta}$ Ref. <sup>b</sup> [mas a <sup>-1</sup> ]	$d$ Ref. <sup>c</sup> [pc]
J04333+239	V* V697 Tau A	147586247500686336	M3.0 V	Lep13	04:33:23.79	+23:59:26.7	104.815±0.540	-38.072±0.428	DR3
J04335+207	G 8-41	144312344255035392	M4.0 V	PMSU	04:33:33.96	+20:44:45.8	454.864±0.034	-321.946±0.020	DR3
J04343+430	PM J04343+4302	252366608956186240	M2.5 V	Ter15	04:34:22.50	+43:02:14.7	37.762±0.022	-87.062±0.018	DR3
J04347-004	G 82-033	3230306548988683392	M4.0 V	AF15a	04:34:45.33	-00:26:46.5	-81.114±0.115	-230.811±0.085	DR3
J04350+086	StKM 1-495	3293276713782975232	M1.0 V	Lep13	04:35:02.55	+08:39:30.6	90.951±1.265	-741±0.956	DR2
J04352-161	LP 775-031	3171631420210205056	M7.0 V	Crn03	04:35:16.15	-16:06:57.2	160.083±0.172	315.140±0.168	DR3
J04366+112	G 83-022	3306244972396544384	M4.0 V	PMSU	04:36:39.35	+11:13:17.4	541.355±0.025	-333.290±0.017	DR3
J04369+593	LP 084-034	47120505231083648	M2.0 V	Lep13	04:36:58.46	+59:21:59.9	134.596±0.025	-134.884±0.021	DR3
J04369-162	2MASS J04365738-1613065	3171582835540130560	M3.5 V	Klu12	04:36:57.40	-16:13:06.4	81.201±0.020	-32.658±0.019	DR3
J04373+193	LP 416-1644	3410566085883580416	M4.0 V	AF15a	04:37:21.90	+19:21:17.4	90.700±0.200	-31.900±0.300	Gall15
J04376+528	BD+52 857	272855565763652480	M0.0 V	Gra03	04:37:40.93	+52:53:37.0	304.125±0.030	-475.146±0.024	DR3
J04376-024	StKM 1-497	3205094369407459456	M1.1 V+	Shk09	04:37:37.46	-02:29:29.0	54.782±0.497	-47.312±0.393	DR3
J04376-110	BD-11 916	3184351876391975808	M1.5 V	PMSU	04:37:41.87	-11:02:20.0	-226.923±0.014	-195.987±0.011	DR3
J04382+282	G 39-29A	157915472050611456	M4.0 V+	PMSU	04:38:12.59	+28:13:00.3	386.615±0.186	-79.489±0.141	DR3
J04386-115	LP 715-039	3178132420149741824	M3.5 V	AF15a	04:38:37.16	-11:30:14.8	-268.502±0.033	-241.356±0.026	DR3
J04388+217	G 8-48A	144835750445462784	M3.5 V+	AF15a	04:38:53.50	+21:47:55.1	189.169±0.091	-214.272±0.067	DR3
J04393+335	PM J04393+3331	173480296092094720	M4.0 V+	AF15a	04:39:23.19	+33:31:49.4	25.085±1.376	-43.578±1.208	DR2
J04395+162	LP 415-302	3310083401849536384	M5.5 V	Lep09	04:39:31.62	+16:15:43.0	-77.786±0.038	-795.272±0.024	DR3
J04398+251	2MASS J04394898+2509262	148133112801536000	M3.5 V	AF15a	04:39:48.97	+25:09:26.2	-93.405±0.035	-49.537±0.052	DR3
J04403-055	LP 655-048	3200303384927512960	M6.0 V	Shk09	04:40:23.29	-05:30:08.1	334.529±0.064	127.914±0.026	DR3
J04404-091	BD-09 956A	3185759697905315008	M0.0 V+	PMSU	04:40:29.27	-09:11:44.8	-127.042±0.049	-126.493±0.039	DR3
J04406-128	TOI-2457	3174921811836948864	m0 V	Karmin	04:40:40.14	-12:53:26.9	15.268±0.018	19.511±0.015	DR3
J04407+022	StKM 1-502	3231329541480243968	M1.5 V	PMSU	04:40:42.49	+02:13:51.8	167.489±0.099	57.922±0.082	DR3
J04413+327	G 39-30A	159876451038060288	M4.0 V+	AF15a	04:41:23.88	+32:42:22.4	269.604±0.067	-153.866±0.043	DR3
J04414+132	TYC 694-1183-1	3308127405023027328	M0.5 V	Lep13	04:41:29.67	+13:13:16.3	99.233±0.027	-18.630±0.018	DR3
J04422+577	LP 084-059	277940635240417536	M0.0 V	Lep13	04:42:16.02	+57:42:27.4	-79.260±0.137	-571.052±0.111	DR3
J04423+207	LP 415-1896	3411146456224432384	M2.0 V	Lep13	04:42:23.42	+20:46:34.3	296.738±0.035	40.533±0.023	DR3
J04425+204	LP 415-345	3411031385460853248	M3.0 V+	AF15a	04:42:30.30	+20:27:11.4	89.809±0.029	-37.831±0.018	DR3
J04429+095	PM J04429+0935	3293060659748351104	M1.0 V	Lep13	04:42:55.22	+09:35:54.3	-73.896±0.025	-35.634±0.018	DR3
J04429+189	HD 285968	3409711211681795584	M2.0 V	PMSU	04:42:55.77	+18:57:29.4	656.647±0.027	-1116.594±0.016	DR3
J04429+214	2MASS J04425586+2128230	3411398347466374144	M3.5 V	Lep13	04:42:55.86	+21:28:23.0	37.680±0.033	117.700±0.021	DR3
J04433+296	Haro 6-36	1584946054440901760	M5.0 V	Bri99	04:43:20.22	+29:40:06.1	4.670±0.061	-22.090±0.041	DR3
J04444+278	HD 283779	154666071592704128	M1.5 V	PMSU	04:44:26.06	+27:51:44.0	95.794±0.019	-426.825±0.014	DR3
J04458-144	2MASS J04455273-1426259	317368060064518848	M4.0 V	AF15a	04:45:52.73	-14:26:25.8	-32.419±0.026	139.167±0.023	DR3
J04468-112	FBS 0444-113A	3181197137010596608	M3.0 V+	AF15a	04:46:51.78	-11:16:47.7	-142.551±0.032	-57.583±0.028	DR3
J04471+021	G 82-048	3232591299792476672	M0.0 V	PMSU	04:47:11.76	+02:09:39.7	-193.228±0.034	-6.336±0.027	DR3
J04472+206	RX J0447.2+2038	3410346286637015040	M5.0 V	AF15a	04:47:12.25	+20:38:10.8	88.691±0.038	-98.190±0.027	DR3
J04480+170	LP 416-043	3406089252492594816	M0.5 V+	Lep13	04:48:00.89	+17:03:21.6	75.035±0.120	-33.315±0.071	DR3
J04488+100	IRXS J044847.6+100302	3293154736711966976	M3.0 V+	Lep13	04:48:47.38	+10:03:02.7	-58.978±0.417	-82.497±0.297	DR3
J04494+484	G 81-034	256020908870126208	M4.0 V+	AF15a	04:49:29.48	+48:28:46.0	174.402±0.533	-198.943±0.438	DR3
J04499+236	EM* LkCa 18A	3413567782690754688	M1.0 V	Lep13	04:49:56.30	+23:41:02.8	37.139±0.076	-169.603±0.052	DR3
J04499+711	NLTT 13933	497525786052108800	M3.5 V	AF15a	04:49:55.70	+71:09:47.1	179.826±0.013	-35.990±0.017	DR3
J04502+459	LP 157-032	254564055962696832	M1.0 V	PMSU	04:50:15.28	+45:58:49.9	198.247±0.021	-232.545±0.017	DR3
J04504+199	BPM 85800	3411564889118510848	M1.5 V	Lep13	04:50:25.45	+19:59:11.3	36.211±0.031	-141.079±0.021	DR3
J04508+221	GJ 1072	3412806512623627008	M5.0 V	PMSU	04:50:50.93	+22:07:21.5	628.828±0.030	-425.445±0.021	DR3
J04508+261	NLTT 14030	153470765013858176	M2.5 V	PMSU	04:50:50.53	+26:07:26.3	573.568±0.024	-244.366±0.018	DR3

Table B.1: Identifiers, spectral type, 2MASS coordinates in epoch J2000, proper motions, and distances of Carmencita stars (continued).

Karmin	Name	<i>Gaia</i> DR3	SpT	Ref. <sup>a</sup>	$\alpha$ (J2000)	$\delta$ (J2000)	$\mu_\alpha \cos \delta$ [mas a <sup>-1</sup> ]	$\mu_\delta$ Ref. <sup>b</sup> [mas a <sup>-1</sup> ]	<i>d</i> Ref. <sup>c</sup> [pc]
J04520+064	Wolf 1539	3288082758293022848	M3.5 V	PMSU	04:52:05.73	+06:28:35.6	153.615±0.026	-306.046±0.019	DR3
J04524-168	NLT 14116	2980822034888930176	M3.0 V	Scho05	04:52:24.41	-16:49:21.9	122.065±0.019	-210.621±0.018	DR3
J04525+407	GJ 1073	200296663143599104	M4.0 V	PMSU	04:52:34.61	+40:42:24.1	1175.720±0.056	-1095.406±0.043	DR3
J04536+623	G 247-039	477826420331704064	M3.5 V	AF15a	04:53:40.16	+62:19:03.7	271.851±0.016	-238.901±0.016	DR3
J04538+158	LSPM J0453+1549	3404960736954828800	M2.5 V	AF15a	04:53:50.05	+15:49:15.3	49.756±0.027	-168.932±0.019	DR3
J04538-177	GJ 180	2979590513145784192	M2.0 V	PMSU	04:53:49.98	-17:46:24.3	408.573±0.012	-644.457±0.013	DR3
J04544+650	IRXS J045430.9+650451	482089261274984064	M4.0 V	AF15a	04:54:29.83	+65:04:41.1	57.672±0.011	-103.076±0.016	DR3
J04549+046	HD 31412B	3239548631415741440	M2.0 V	AF15a	04:55:54.45	+04:40:16.5	139.763±0.026	-187.671±0.021	DR3
J04560+432	G 96-010	205049645750273536	M4.0 V	AF15a	04:56:03.55	+43:13:55.6	385.950±0.030	-166.557±0.023	DR3
J04587+509	LP 157-045	259731623173675904	M0.5 V	PMSU	04:58:45.99	+50:56:37.8	502.404±0.020	-336.742±0.021	DR3
J04588+498	BD+49 1280	256487136159035136	M0.0 V	PMSU	04:58:50.57	+49:50:57.4	112.256±0.027	-113.154±0.020	DR3
J04595+017	V1005 Ori	3231945508509506176	M0.0 V	PMSU	04:59:34.83	+01:47:00.7	39.130±0.015	-94.900±0.012	DR3
J05012+248	Ross 794	34196116306060267392	M2.0 V	PMSU	05:01:15.52	+22:52:24.6	229.768±0.024	-394.160±0.015	DR3
J05013+226	LSPM J0501+2237	3418324583527645440	M4.5 V	Law08	05:01:18.02	+22:37:00.9	62.479±0.046	-351.051±0.032	DR3
J05018+037	StKM 1-539	3238437574916370048	M1.0 V	PMSU	05:01:50.57	+03:45:55.2	129.844±0.018	-133.844±0.013	DR3
J05019+011	IRXS J050156.7+010845	3228854506445679616	M4.0 V	AF15a	05:01:56.66	+01:08:42.9	34.302±0.039	-90.761±0.031	DR3
J05019+099	LP 476-207 A	3291643148740384128	M4.0 V+	PMSU	05:01:58.80	+09:58:59.0	31.660±0.036	-121.566±0.025	DR3
J05019-069	LP 656-038	3187115498866675456	M4.0 V	PMSU	05:01:57.43	-06:56:46.4	-551.746±0.026	-533.648±0.021	DR3
J05024-212	HD 32450A	2974726131970829952	M2.0 V+	Reid04	05:02:28.47	-21:15:24.1	-166.877±0.035	-269.183±0.035	DR3
J05030+213	HD 285190	3409166991697395904	M5.0 V+	AF15a	05:03:05.65	+21:22:36.0	102.359±0.022	-135.319±0.017	aDR3
J05032+213	HD 285190 A	3409167094776800384	M1.5 V+	AF15a	05:03:16.09	+21:23:56.2	102.359±0.022	-135.319±0.017	DR3
J05033-173	LP 776-046	2976850598890749824	M3.0 V	PMSU	05:03:20.08	-17:22:24.7	-228.287±0.025	-444.685±0.027	DR3
J05034+531	BD+52 911	266846631637524864	M0.5 V	PMSU	05:03:23.90	+53:07:42.5	1302.119±0.023	-1537.644±0.016	DR3
J05042+110	G 97-015	3292000966760477312	M4.0 V	PMSU	05:04:14.76	+11:03:23.9	-63.288±0.038	194.605±0.025	DR3
J05050+442	2MASS J05050591+4414037	205533465225342208	M5.0 V	AF15a	05:05:05.92	+44:14:03.7	95.184±0.044	-28.660±0.032	DR3
J05051-120	LP 716-035	2989642519027010560	M3.0 V	PMSU	05:05:11.78	-12:00:28.6	-216.374±0.020	-145.177±0.018	DR3
J05060+043	G 84-036	323896509979863296	M4.0 V	AF15a	05:06:04.02	+04:20:14.3	398.212±0.034	109.971±0.026	DR3
J05062+046	RX J0506.2+0439	2962638549474035584	M1.5 V	PMSU	05:06:12.93	+04:39:27.2	30.157±0.030	-89.864±0.022	DR3
J05068-215E	BD-21 1074 A	2962638549474035584	M1.5 V	PMSU	05:06:49.92	-21:35:09.1	47.194±0.015	-15.376±0.018	DR3
J05068-215W	BD-21 1074 B	2962638549474035712	M3.5 V+	PMSU	05:06:49.46	-21:35:03.3	15.503±0.050	-63.649±0.057	DR3
J05072+375	RX J0507.2+3731A	186593582866479872	M5.0 V	AF15a	05:07:14.47	+37:30:42.2	-105.500±5.000	-8.000±5.000	PPMXL
J05076+275	TYC 1853-1649-1	3421959328450827008	M0.5 V	Lep13	05:07:36.67	+27:30:05.2	60.900±1.800	-87.200±1.800	PPMXL
J05078+179	Wolf 230	3407150556091924736	M3.0 V+	PMSU	05:07:49.30	+17:58:57.7	32.012±0.619	-261.584±0.444	DR2
J05083+756	LP 015-315	503707412219024384	M4.5 V+	AF15a	05:08:18.50	+75:38:15.3	200.800±4.600	-121.600±4.600	PPMXL
J05084-210	2MASS J05082729-2101444	2962794236080240128	M5.0 V	Ria06	05:08:27.30	-21:01:44.4	34.313±0.045	-12.678±0.053	DR3
J05085-181	GJ 190	2976507997939000064	M3.5 V+	PMSU	05:08:35.04	-18:10:19.4	503.594±0.065	-1399.632±0.083	DR3
J05091+154	Ross 388	3392328795750841984	M3.0 V	PMSU	05:09:09.96	+15:27:32.9	135.986±0.054	-634.835±0.039	DR3
J05103+095	G 97-023	3290671764578809344	M2.0 V	Lep13	05:10:18.06	+09:30:07.4	57.692±0.029	-348.528±0.023	DR3
J05103+272	LSPM J0510+2713	3421840993510952192	M6.0 V	Reid04	05:10:20.09	+27:14:01.9	-213.272±0.084	-630.810±0.056	DR3
J05103+488	G 96-021 A	261243245003357056	M2.5 V+	PMSU	05:10:22.01	+48:50:32.5	176.018±0.029	-390.281±0.025	DR3
J05106+297	G 86-028	156150240492946816	M3.0 V	Lep13	05:10:39.52	+29:46:47.9	-246.899±0.034	57.782±0.025	DR3
J05109+186	G 85-048	3407572287520660992	M3.5 V	PMSU	05:10:57.43	+18:37:34.5	-237.019±0.035	-648.580±0.026	DR3
J05111+158	StKM 1-549	3393842788902711296	M1.0 V	Lep13	05:11:09.73	+15:48:57.7	48.201±0.448	-41.806±0.333	DR3
J05114+101	LP 477-36	3290909190370391936	M1.0 V	Lep13	05:11:29.73	+10:07:15.7	-46.931±0.090	-216.776±0.070	DR3
J05127+196	GJ 192	3407785622839603968	M2.0 V	PMSU	05:12:42.23	+19:39:56.4	279.354±0.028	240.886±0.018	DR3
J05151-073	NLT 14750	3207120455805080832	M1.0 V	AF15a	05:15:08.04	-07:20:48.5	265.723±0.015	-433.364±0.011	DR3

Table B.1: Identifiers, spectral type, 2MASS coordinates in epoch J2000, proper motions, and distances of Carmencita stars (continued).

Karmn	Name	Gaia DR3	SpT	Ref. <sup>a</sup>	$\alpha$ (J2000)	$\delta$ (J2000)	$\mu_{\alpha} \cos \delta$ [mas a <sup>-1</sup> ]	$\mu_{\delta}$ Ref. <sup>b</sup> [mas a <sup>-1</sup> ]	$d$ Ref. <sup>c</sup> [pc]	
J05152+236	2MASS J05151753+2336260	3415853087547362944	M5.0 V	AF15a	05:15:17.56	+23:36:26.2	14.527±0.411	-63.764±0.269	DR3	40.867±0.533
J05155+591	LSPM J0515+5911	281261607033049472	M7.5 V	Lep09	05:15:30.95	+59:11:17.4	116.467±0.211	-1005.994±0.182	DR3	15.783±0.060
J05173+321	G 86-37	180614374211036416	M3.5 V	AF15a	05:17:19.98	+32:07:34.5	86.155±0.074	-296.162±0.049	DR3	32.719±0.067
J05173+458	Capella H	211810233512673792	M1.0 V+	PMSU	05:17:23.86	+45:50:22.9	88.425±0.020	-428.911±0.017	DR3	13.342±0.003
J05173+721	TYC 4351-466-1	498986865203474560	M1.0 V	Lep13	05:17:21.30	+72:10:51.6	-17.321±0.012	-116.509±0.013	DR3	27.573±0.011
J05187+464	2MASS J05184455+4629597	211890772739146112	M4.5 V	AF15a	05:18:44.56	+46:29:59.6	41.493±0.118	-107.371±0.101	DR3	47.852±0.223
J05195+649	IRXS J051929.3+645435	480005205701443712	M3.5 V	AF15a	05:19:31.19	+64:54:33.8	10.181±0.092	151.646±0.112	DR3	26.532±0.099
J05206+587N	G 191-30	281086127553744000	M3.5 V	PMSU	05:20:41.40	+58:47:33.2	145.658±0.097	-503.945±0.101	DR3	28.407±0.115
J05206+587S	G 191-29	281086127552137984	M3.5 V	PMSU	05:20:40.73	+58:47:19.9	153.251±0.020	-496.363±0.018	DR3	25.732±0.016
J05211+557	G 191-32	267631128885144576	M3.0 V	PMSU	05:21:10.24	+55:45:51.0	123.843±0.022	-283.947±0.018	DR3	26.940±0.017
J05223+305	2MASS J05222053+3031097	3446840486315485184	M3.0 V	AF15a	05:22:20.55	+30:31:09.6	76.829±0.026	-83.856±0.019	DR3	28.725±0.018
J05226+795	TYC 4532-731-1	553702339077648512	M0.5 V	Lep13	05:22:39.37	+79:34:31.1	84.010±0.014	-54.533±0.015	DR3	25.154±0.008
J05228+202	2MASS J05225013+2016360	34021932923314871296	M2.5 V+	Lep13	05:22:50.13	+20:16:36.2	42.843±0.063	16.950±0.042	DR3	28.815±0.041
J05243-160	PM J05243-1601A	2983928735054717696	M4.5 V+	Ria06	05:24:19.11	-16:01:15.4	31.987±0.727	-24.003±0.762	DR3	31.190±0.773
J05256-091	LP 717-36	3014628989487556480	M3.5 V+	AF15a	05:25:41.65	-09:09:12.6	49.417±0.134	-199.679±0.114	DR3	21.646±0.064
J05280+096	Ross 41	3338097377577012480	M3.5 V	PMSU	05:28:00.15	+09:38:38.2	-191.344±0.029	-756.837±0.021	DR3	10.216±0.003
J05282+029	G 99-10	3235885299189856384	M3.0 V+	PMSU	05:28:14.60	+02:58:14.3	-339.733±0.060	-1106.564±0.042	DR3	21.049±0.025
J05289+125	G 102-4A	3340965415006242304	M4.0 V	AF15a	05:28:56.51	+12:31:53.9	96.625±0.025	-217.299±0.014	aDR3	28.245±0.016
J05294+155E	LP 417-213	3390818582171734656	M0.0 V	AF15a	05:29:27.02	+15:34:38.2	-83.568±0.020	-127.979±0.013	DR3	17.182±0.006
J05298+029	G 99-10	3235885299189856384	M3.0 V+	PMSU	05:28:14.60	+02:58:14.3	-339.733±0.060	-1106.564±0.042	DR3	21.049±0.025
J05289+125	G 102-4A	3340965415006242304	M4.0 V	AF15a	05:28:56.51	+12:31:53.9	96.625±0.025	-217.299±0.014	aDR3	28.245±0.016
J05294+155E	LP 417-213	3390818582171734656	M0.0 V	AF15a	05:29:27.02	+15:34:38.2	-83.568±0.020	-127.979±0.013	DR3	17.182±0.006
J05298+029	G 99-10	3235885299189856384	M3.0 V+	PMSU	05:28:14.60	+02:58:14.3	-339.733±0.060	-1106.564±0.042	DR3	21.049±0.025
J05314-036	HD 36395	320993836665770752	M1.5 V	AF15a	05:31:27.40	-03:40:38.0	761.631±0.018	-2092.209±0.013	DR3	5.704±0.001
J05320-030	V1311 Ori	321672973251961856	M2.0 V+	AF15a	05:32:04.50	-03:05:29.4	10.104±0.531	-40.125±0.387	DR3	36.736±0.781
J05322+098	V998 Ori	333816272979939104	M3.5 V+	PMSU	05:32:14.66	+09:49:14.9	-180.328±0.025	-216.752±0.017	DR3	12.964±0.004
J05328+338	NLTT 15237	3449170488894369792	M3.5 V+	AF15a	05:32:51.90	+33:49:46.6	-258.053±0.026	-421.227±0.018	DR3	14.617±0.004
J05333+448	Gl 1081	207910437566174592	M3.5 V+	PMSU	05:33:19.16	+44:48:58.9	29.199±2.005	-380.084±1.531	DR2	15.282±0.238
J05337+019	V371 Ori	3223516063958808064	M2.5 V	PMSU	05:33:44.80	+01:56:43.5	-231.539±0.045	-153.989±0.037	DR3	15.783±0.012
J05339-023	RX J0534.0-0221	3216922640621225088	M3.0 V	Ria06	05:33:59.82	-02:21:32.4	9.525±0.027	-58.413±0.023	DR3	34.346±0.032
J05341+475	PM J05341+4732A	209340936552687488	M2.5 V	Lep13	05:34:10.66	+47:32:02.3	-58.351±0.028	36.851±0.017	DR3	33.278±0.030
J05341+512	G 191-004	215412263665992448	M0.5 V	PMSU	05:34:08.66	+51:12:56.4	-52.674±0.018	-221.484±0.014	DR3	24.693±0.010
J05342+103N	Ross 45 A	3339705378973587328	M3.0 V	AF15a	05:34:15.14	+10:19:14.1	-85.066±0.026	-378.126±0.019	DR3	22.130±0.014
J05342+103S	Ross 45 B	3339705378973587328	M4.5 V+	AF15a	05:34:15.07	+10:19:09.0	-69.803±0.020	-372.739±0.015	DR3	22.156±0.011
J05348+138	Ross 46	3341624061123288448	M3.5 V	PMSU	05:34:52.12	+13:52:46.7	-118.620±0.027	-396.571±0.018	DR3	11.909±0.003
J05360-076	Wolf 1457	3015684005638599168	M4.0 V	PMSU	05:36:00.08	-07:38:58.4	110.247±0.023	466.608±0.019	DR3	15.051±0.005
J05365+113	V2689 Ori	3339921875389105152	M0.0 V	Lep13	05:36:30.99	+11:19:40.3	-2.818±0.025	-56.350±0.017	DR3	11.425±0.003
J05366+112	PM J05366+1117	3339914973377633760	M4.0 V	Lep13	05:36:38.46	+11:17:48.8	-3.323±0.036	-60.838±0.025	DR3	11.449±0.004
J05394+406	LSR J0539+4038	191109281417914880	M8.0 V	Lep03	05:39:24.80	+40:38:42.8	646.150±0.086	-834.492±0.051	DR3	11.367±0.010
J05394+747	NLTT 15320	502780725779792512	M3.5 V	AF15a	05:39:25.40	+74:46:05.0	9.785±0.014	-147.262±0.019	DR3	21.159±0.009
J05402+126	V1402 Ori	3341248779763320448	M1.0 V+	PMSU	05:40:16.09	+12:39:00.6	-16.574±0.022	-260.861±0.015	DR3	34.402±0.025
J05404+248	V780 Tau	3428755925216353280	M5.5 V+	PMSU	05:40:25.70	+24:48:08.1	103.200±0.500	-383.000±0.200	Gall15	10.200±0.300
J05415+534	HD 233153	263916742385357056	M1.0 V	AF15a	05:41:30.73	+53:29:23.3	3.865±0.021	-515.960±0.018	DR3	12.275±0.003
J05419+153	MCC 467	3347826784173590656	M0.0 V	Lep13	05:41:58.87	+15:20:14.0	79.151±0.020	-42.978±0.013	DR3	22.440±0.010
J05421+124	V1352 Ori	334047771172813568	M4.0 V	AF15a	05:42:09.27	+12:29:21.6	1997.342±0.029	-1569.355±0.020	DR3	5.791±0.001
J05422-054	Gl 2045	3023121827755777280	M5.5 V	PMSU	05:42:12.70	-05:27:55.6	-157.228±0.021	956.726±0.017	DR3	12.973±0.004

Table B.1: Identifiers, spectral type, 2MASS coordinates in epoch J2000, proper motions, and distances of Carmencita stars (continued).

Karmin	Name	<i>Gaia</i> DR3	SpT	Ref. <sup>a</sup>	$\alpha$ (J2000)	$\delta$ (J2000)	$\mu_{\alpha} \cos \delta$ [mas a <sup>-1</sup> ]	$\mu_{\delta}$ Ref. <sup>b</sup> [mas a <sup>-1</sup> ]	<i>d</i> Ref. <sup>c</sup> [pc]	
J05425+154	IRXS J054232.1+152459	3347849461601935360	M3.5 V	AF15a	05:42:31.78 +15:25:01.4	-77.600±4.400	-73.400±4.400	PPMXXL	21.500±0.800	Karmin
J05455-119	2MASS J05453198-1158034	3009191736986345472	M4.5 V	AF15a	05:45:31.99 -11:58:03.4	46.077±0.021	73.308±0.020	DR3	21.550±0.011	DR3
J05456+729	2MASS J05453880+7255127	498708306508914048	M3.0 V	AF15a	05:45:38.79 +72:55:12.7	81.205±0.012	113.586±0.014	DR3	28.493±0.011	DR3
J05458+729	2MASS J05454973+7254072	498705317211677312	M2.5 V	AF15a	05:45:49.73 +72:54:07.2	80.055±0.012	114.131±0.014	DR3	28.493±0.012	DR3
J05466+441	Wolf 237	196371544065786240	M4.0 V+	PMSU	05:46:38.44 +44:07:19.7	-566.725±0.135	-357.548±0.098	DR3	23.121±0.086	DR3
J05468+665	TYC 4106-420-1	480528195276792576	M0.5 V	Lep13	05:46:48.69 +66:30:11.7	84.193±0.062	87.647±0.080	DR3	30.708±0.089	DR3
J05471-052	LP 658-033	3022439786949104256	M4.5 V	PMSU	05:47:09.12 -05:12:11.4	532.053±0.016	-570.203±0.015	DR3	17.566±0.005	DR3
J05472-000	StKM 1-578	3219132482897051752	M0.0 V	PMSU	05:47:17.97 -00:00:48.8	-74.881±0.020	-70.654±0.014	DR3	25.936±0.012	DR3
J05484+077	LTT 17868	3334997304542444032	M4.0 V	PMSU	05:48:24.07 +07:45:38.7	72.583±0.026	-272.616±0.020	DR3	22.379±0.012	DR3
J05511+122	2MASS J05511039+1216101	3343203715737349376	M4.0 V	AF15a	05:51:10.43 +12:16:10.2	73.755±0.234	-51.275±0.173	DR3	30.266±0.248	DR3
J05530+047	G 106-7	3320040063753164160	M1.5 V	Lep13	05:53:04.48 +04:43:07.3	257.508±0.080	-294.791±0.060	DR3	40.462±0.092	DR3
J05530+251	LSPM J0553+2507	3428298528382128000	M3.0 V	Lep13	05:53:01.82 +25:07:43.7	86.517±0.033	-171.049±0.021	DR3	17.225±0.009	DR3
J05532+242	Ross 59	3427930123268526720	M1.5 V+	PMSU	05:53:14.06 +24:15:31.8	156.742±0.480	-605.112±0.292	DR3	20.951±0.224	DR3
J05547+109	RX J0554.7+1055	3342799469117920896	M3.0 V	Lep13	05:54:45.73 +10:55:57.0	-140.256±0.034	-69.358±0.027	DR3	24.669±0.018	DR3
J05558+406	2MASS J05554841+4036498	345861202530452416	M1.0 V	Lep13	05:55:48.38 +40:36:49.8	-51.980±0.037	-111.180±0.029	DR3	36.001±0.055	DR3
J05566-103	IRXS J055641.0-101837	2999254213453678720	M3.5 V	AF15a	05:56:40.67 -10:18:37.8	-27.809±0.018	127.748±0.017	DR3	15.914±0.006	DR3
J05587+259	2MASS J05584754+2557395	3429822520218093312	M1.0 V	Lep13	05:58:47.56 +25:57:39.7	95.499±0.023	25.947±0.017	DR3	30.647±0.022	DR3
J05588+213	NLTT 15870	3423241810109184896	M5.0 V+	AF15a	05:58:53.29 +21:21:01.6	205.412±1.035	-442.248±0.883	DR2	16.473±0.208	DR2
J05596+585	EG Cam	269067920001221888	M0.5 V	AF15a	05:59:37.75 +58:35:34.8	9.115±0.017	-254.010±0.016	DR3	13.488±0.003	DR3
J05599+585	G 192-012	269066953631483884	M4.0 V	PMSU	05:59:55.68 +58:34:15.2	-559±0.023	-252.693±0.025	DR3	5.208±0.001	DR3
J06000+027	G 99-049	3316364602541746048	M4.0 V	PMSU	06:00:03.50 +02:42:23.6	309.146±0.034	-40.368±0.024	DR3	13.476±0.004	DR3
J06007+681	LP 057-040	1105454320624498688	M4.0 V	PMSU	06:00:46.60 +68:08:29.1	420.777±0.011	-1096.645±0.019	DR3	19.845±0.008	DR3
J06008+681	LP 057-041	1105454458063444848	M3.5 V	PMSU	06:00:49.51 +68:09:22.8	417.022±0.012	-1099.372±0.022	DR3	19.838±0.010	DR3
J06011+595	G 192-013	999747822484300800	M3.5 V	PMSU	06:01:11.05 +59:35:49.9	-104.942±0.023	-928.628±0.025	DR3	7.734±0.002	DR3
J06017+130	LSPM J0601+1305	3343573598320013440	M2.5 V	Lep13	06:01:45.69 +13:05:01.5	-137.012±0.026	-50.371±0.017	DR3	18.771±0.008	DR3
J06023-203	LP 779-010	2918040883015489408	M3.5 V	PMSU	06:02:22.62 -20:19:44.1	-45.163±0.017	554.786±0.020	DR3	15.034±0.004	DR3
J06024+498	G 192-015	970354749937140736	M5.0 V	AF15a	06:02:29.19 +49:51:56.2	67.382±0.035	-849.988±0.027	DR3	9.528±0.003	DR3
J06024+663	G 249-032	1104878103513141760	M4.5 V	AF15a	06:02:25.60 +66:20:39.9	339.501±0.015	-473.889±0.017	DR3	18.908±0.008	DR3
J06025+371	2MASS J06023526+3707372	3456734987154379008	M1.0 V	Lep13	06:02:35.29 +37:07:37.1	126.190±0.048	-56.597±0.033	DR3	30.658±0.042	DR3
J06034+478	Wolf 261	969705106068169984	M4.0 V	PMSU	06:03:29.57 +47:48:14.9	-56.476±0.026	-559.843±0.022	DR3	26.278±0.018	DR3
J06035+155	TYC 1313-1482-1	3348584309027024896	M0.0 V	AF15a	06:03:34.82 +15:31:30.6	-67.175±0.683	-12.474±0.601	DR2	46.232±0.875	DR2
J06035+168	2MASS J06033461+1651457	3349323971116342272	M4.0 V	AF15a	06:03:34.60 +16:51:45.7	-94.200±5.100	-21.500±5.100	PPMXXL	23.200±2.600	FZ16
J06039+261	Ross 60	3429699684156117760	M3.0 V	PMSU	06:03:54.14 +26:08:54.7	338.194±0.047	-544.288±0.036	DR3	22.259±0.023	DR3
J06054+608	LP 086-173	1005873614080407296	M4.5 V	AF15a	06:05:29.40 +60:49:22.5	290.189±0.043	-788.782±0.047	DR3	16.280±0.014	DR3
J06066+465	PM J06066+4633A	963440986462822272	M3.0 V	AF15a	06:06:37.88 +46:33:47.0	-67.551±0.019	.192±0.014	DR3	32.966±0.021	DR3
J06071+335	Ross 70	3450792474700543488	M2.5 V	PMSU	06:07:11.80 +33:32:37.5	91.039±0.027	-411.998±0.019	DR3	30.690±0.023	DR3
J06075+472	LSPM J0607+4712	969488128616580224	M4.5 V	AF15a	06:07:31.86 +47:12:26.4	37.339±0.032	-188.377±0.028	DR3	28.220±0.027	DR3
J06097+001	HD 291290	3122327940136062464	M0.0 V	Lep13	06:09:46.14 +00:09:32.7	151.556±0.018	-119.258±0.015	DR3	31.288±0.012	DR3
J06102+225	PM J06102+2234	3425067853982554240	M4.0 V	AF15a	06:10:17.76 +22:34:19.7	42.256±0.033	-153.057±0.025	DR3	28.653±0.023	DR3
J06103+225	NLTT 16144	3425067884045167488	M5.0 V+	Law08	06:10:22.47 +22:34:20.6	40.500±0.700	-157.500±0.500	CC21	22.800±1.900	Dit14
J06103+722	LSPM J0610+7212	1113825963500393984	M2.5 V	AF15a	06:10:18.25 +72:12:00.4	-46.883±0.012	-153.311±0.016	DR3	31.579±0.017	DR3
J06103+821	GJ 226	114332167282274560	M2.0 V	PMSU	06:10:19.85 +82:06:24.3	50.263±0.017	-1336.246±0.016	DR3	9.462±0.001	DR3
J06105+024	TYC 135-239-1	3315403904256700672	M0.0 V	Lep13	06:10:31.45 +02:25:31.1	-38.057±0.695	-49.968±0.592	DR3	38.560±0.970	DR3
J06105-218	HD 42581	2940856402123426176	M0.5 V	PMSU	06:10:34.61 -21:51:52.7	-135.692±0.011	-574.721±0.120	DR3	5.761±0.001	DR3
J06107+259	Wolf 1058	3427005159112726272	M1.5 V	PMSU	06:10:46.32 +25:56:02.5	153.458±0.145	-574.721±0.120	DR3	26.858±0.119	DR3
J06109+103	BD+10 1032	3329959136109041536	M2.5 V+	PMSU	06:10:54.81 +10:19:05.6	62.960±6.280	-932.060±4.470	HIP2	10.910±0.420	HIP2



Table B.1: Identifiers, spectral type, 2MASS coordinates in epoch J2000, proper motions, and distances of Carmencita stars (continued).

Karmn	Name	Gaia DR3	SpT	Ref. <sup>a</sup>	$\alpha$ (J2000)	$\delta$ (J2000)	$\mu_{\alpha} \cos \delta$ [mas a <sup>-1</sup> ]	$\mu_{\delta}$ Ref. <sup>b</sup> [mas a <sup>-1</sup> ]	$d$ Ref. <sup>c</sup> [pc]
J06140+516	G 192-022	971499272821709440	M3.5 V	PMSU	06:14:02.36	+51:40:08.1	-373.799±0.021	-98.708±0.020	DR3
J06145+025	G 106-035	3124762018746179200	M3.0 V	AF15a	06:14:34.91	+02:30:27.3	-140.927±0.026	-473.136±0.021	DR3
J06151-164	LP 779-034	29444727125434832768	M4.0 V	AF15a	06:15:11.98	-16:26:15.4	-76.048±0.016	-372.285±0.019	DR3
J06171+051	G 106-36	3317901440625203968	M3.5 V+	AF15a	06:17:10.64	+05:07:02.7	-206.080±0.082	161.214±0.068	DR3
J06171+751	TYC 4525-194-1	1115898478495886464	M2.0 V	Lep13	06:18:07.26	+75:06:03.3	-42.308±0.109	65.371±0.131	DR3
J06171+838	LSPM J0617+8353	1149897160435827200	M3.5 V	Lep13	06:17:05.27	+83:53:35.5	-45.547±0.281	-183.205±0.230	DR3
J06185+250	G 103-029	3426010135446427008	M4.0 V	AF15a	06:18:34.82	+25:03:05.7	11.965±0.029	-324.556±0.023	DR3
J06193-066	Ross 417	3007559370624135424	M3.0 V	PMSU	06:19:20.78	-06:39:22.1	-36.072±0.027	-624.929±0.026	DR3
J06194+139	TYC 743-1836-1	3344627926892606208	M0.5 V	Lep13	06:19:29.50	+13:57:03.0	106.168±0.021	-44.273±0.016	DR3
J06212+442	G 101-035	962141157557751552	M2.0 V+	PMSU	06:21:13.04	+44:14:30.7	151.772±0.029	-252.242±0.023	DR3
J06216+163	LP 420-005	3369198846380425344	M1.0 V	Lep13	06:21:36.58	+16:18:36.2	238.604±0.025	-149.497±0.020	DR3
J06217+163	LP 420-006	3369198983818682624	M2.5 V	Reid04	06:21:43.90	+16:19:22.3	241.379±0.025	-148.964±0.019	DR3
J06218-227	BD-22 3005	2936850125355960576	M1.0 V	Gr06	06:21:53.81	-22:43:24.1	-631.809±0.016	-272.022±0.023	DR3
J06223+334	TYC 2425-1286-1	3440221765615075456	M1.0 V	Lep13	06:22:20.69	+33:26:56.3	-33.028±0.119	-108.808±0.087	DR3
J06236-096	LP 720-10	3003146828216906624	M3.5 V+	AF15a	06:23:38.48	-09:38:51.7	-60.101±0.021	16.076±0.020	DR3
J06237+020	TYC 141-24-1	3131514462863888768	M1.5 V	Lep13	06:23:46.46	+05:02:41.2	33.959±0.019	-71.231±0.016	DR3
J06238+456	LP 160-022	968319107238317696	M5.0 V	AF15a	06:23:51.25	+45:40:04.5	-30.044±0.250	-281.334±0.240	DR3
J06246+234	Ross 64	3377365057060447616	M4.0 V	AF15a	06:24:41.28	+23:25:58.9	550.918±0.030	-508.333±0.024	DR3
J06258+561	G 192-026	997801721262070912	M4.0 V	PMSU	06:25:53.00	+56:10:25.0	113.239±0.018	-303.656±0.017	DR3
J06262+238	IRXS J062614.2+234942	33834055737340380416	M1.5 V	Lep13	06:26:14.54	+23:49:38.6	-10.788±0.020	-136.234±0.017	DR3
J06277+093	Ross 603A	3327170877700242944	M2.0 V	Lep13	06:27:43.98	+09:23:54.1	-172.422±0.045	-174.135±0.037	DR3
J06293-028	V577 Mon	3117120863523946368	M4.5 V+	PMSU	06:29:23.39	-02:48:48.8	750.140±1.648	-802.947±1.475	DR2
J06298-027	G 108-004	3117119626573314176	M4.0 V+	AF15a	06:29:50.30	-02:47:45.7	162.161±0.034	-209.163±0.037	DR3
J06306+456	2MASS J0630755+4539215	965175191176736256	M1.0 V	Lep13	06:30:37.54	+45:39:21.6	-97.763±0.021	88.118±0.019	DR3
J06307+397	2MASS J06304724+3947370	957304985728089728	M2.0 V	AF15a	06:30:47.26	+39:47:37.1	96.523±0.022	86.387±0.021	DR3
J06310+500	StKM 1-598	968155348724797568	M0.5 V	PMSU	06:31:01.16	+50:02:48.2	-109.524±0.017	-169.090±0.015	DR3
J06318+414	LP 205-044	958297608506909880	M5.0 V	PMSU	06:31:50.74	+41:29:45.5	-5.970±0.026	-208.580±0.022	DR3
J06322+378	TYC 2928-1568-1	943441488428601856	M1.5 V	Lep13	06:32:15.03	+37:48:12.7	-88.463±0.353	-133.498±0.298	DR3
J06323-097	2MASS J06322029-0943290	3002957677856537728	M4.5 V	AF15a	06:32:20.30	-09:43:29.0	-16.763±0.472	-54.420±0.437	DR3
J06325+641	LP 057-192	1103471110884516480	M4.0 V	AF15a	06:32:30.64	+64:06:20.2	259.493±0.020	-496.484±0.022	DR3
J06345+315	G 103-041	3435919896308345856	M3.5 V	Lep13	06:34:33.44	+31:30:08.1	35.031±0.024	-189.174±0.019	DR3
J06354-040	IRXS J063531.2-040314	3104733181410232576	M5.5 V+	AF15a	06:35:29.85	-04:03:18.3	-98.465±0.284	71.793±0.261	DR3
J06361+116	NLTT 16724	3352091927220152320	M4.5 V	PMSU	06:36:06.39	+11:37:03.1	-205.395±0.031	-852.115±0.027	DR3
J06361+201	LP 420-004	337268110278323968	M2.5 V	AF15a	06:36:11.94	+20:08:13.8	90.074±0.025	-218.815±0.021	DR3
J06371+175	HD 260655	3359074685047632640	M0.0 V	Lep13	06:37:10.80	+17:33:53.3	-764.414±0.022	337.883±0.018	DR3
J06396-210	LP 780-032	2926756814770728064	M4.0 V	Scho05	06:39:37.43	-21:01:34.1	-196.928±0.561	109.935±0.756	DR3
J06400+285	LP 307-008	3386515265459448192	M2.0 V+	PMSU	06:40:05.49	+28:35:14.4	43.132±0.519	-242.129±0.482	DR3
J06401-164	LP 780-023	2946955182670591232	M2.5 V	AF15a	06:40:08.62	-16:27:26.3	87.000±6.100	304.100±6.100	Karmn
J06414+157	Wolf 289	3357801171408044544	M4.0 V	PMSU	06:41:28.19	+15:45:47.6	38.422±0.023	-315.976±0.019	DR3
J06421+035	G 108-021	3127503620545728128	M3.5 V	PMSU	06:42:11.19	+03:34:52.6	41.801±0.030	-258.580±0.029	DR3
J06422+035	G 108-022	3127574019351694848	M4.0 V	PMSU	06:42:13.34	+03:35:30.9	45.391±0.032	-253.465±0.029	DR3
J06435+166	G 110-014	3358735760588625152	M4.5 V	AF15a	06:43:34.76	+16:41:35.1	-207.473±0.585	22.380±0.502	DR3
J06438+511	G 192-39A	991713931537805440	M2.5 V+	PMSU	06:43:49.80	+51:08:19.9	85.499±0.025	-870.392±0.025	DR3
J06447+718	G 251-016	1113055759899565568	M0.5 V+	PMSU	06:44:45.65	+71:53:15.4	-116.841±0.059	-546.476±0.088	DR3
J06461+325	HD 263175B	937667952870488704	M1.0 V	AF15a	06:46:07.46	+32:33:15.0	-461.462±0.019	103.263±0.016	DR3
J06467+159	TYC 1330-879-1	3357701803041885696	M1.0 V	Lep13	06:46:45.74	+15:57:42.2	-99.319±0.025	-25.350±0.021	DR3

Table B.1: Identifiers, spectral type, 2MASS coordinates in epoch J2000, proper motions, and distances of Carmencita stars (continued).

Karmn	Name	<i>Gaia</i> DR3	SpT	Ref. <sup>a</sup>	$\alpha$ (J2000)	$\delta$ (J2000)	$\mu_{\alpha} \cos \delta$ [mas a <sup>-1</sup> ]	$\mu_{\delta}$ Ref. <sup>b</sup> [mas a <sup>-1</sup> ]	<i>d</i> Ref. <sup>c</sup> [pc]	
J06474+054	G 108-027	3132301476972621184	M4.0 V	AF15a	06:47:27.51 +05:24:28.1		56.774±0.026	-303.180±0.023	DR3	27.328±0.018
J06486+532	G 192-046	993493662904705664	M1.5 V	Lep13	06:48:38.47 +53:17:29.6		144.909±0.020	-326.474±0.018	DR3	38.656±0.029
J06489+211	2MASS J06485522+2108039	3378334482336389760	M2.5 V	AF15a	06:48:55.22 +21:08:03.8		-37.902±0.024	-61.697±0.019	DR3	34.971±0.027
J06490+371	GJ 1092	943688191349024000	M4.0 V	PMSU	06:49:05.46 +37:06:50.5		206.388±0.028	-1589.983±0.024	DR3	14.450±0.006
J06509-091	LP 661-002	3050513754787437312	M3.5 V	AF15a	06:50:59.49 -09:10:50.2		-105.643±0.029	-574.558±0.031	DR3	24.392±0.016
J06523-051	HD 50281B	3101920046552857728	M2.0 V+	AF15a	06:52:18.04 -05:11:24.0		-576.331±0.023	-13.044±0.020	DR3	8.750±0.002
J06524+182	LP 421-007	3364557601640710272	M4.0 V	PMSU	06:52:24.31 +18:17:05.0		125.518±0.027	123.210±0.023	DR3	22.547±0.014
J06540+608	LP 087-237	1003752834730126464	M3.0 V+	PMSU	06:54:04.37 +60:52:18.1		483.206±0.399	-980.530±0.381	DR3	10.916±0.060
J06548+332	Wolf 294	939072613334579328	M3.0 V	AF15a	06:54:48.96 +33:16:05.4		-726.672±0.030	-398.102±0.024	DR3	5.585±0.001
J06564+121	TYC 756-1685-1	3352930992028060032	M1.0 V	Lep13	06:56:25.80 +12:07:32.8		38.504±0.337	-90.223±0.285	DR3	36.463±0.399
J06564+400	G 107-38	950395654664758272	M0.5 V	PMSU	06:56:28.48 +40:05:05.2		116.557±0.019	-431.281±0.017	DR3	25.047±0.013
J06564+759	LP 034-110	1114713926515670016	M1.0 V	Lep13	06:53:24.10 +72:55:14.8		56.141±0.100	-341.779±0.134	DR3	51.143±0.289
J06565+440	G 107-036	953670245099501184	M4.5 V	AF15a	06:56:30.96 +44:01:56.0		188.832±0.029	-682.550±0.025	DR3	26.371±0.020
J06574+740	2MASS J06572616+7405265	1114896308006484096	M4.0 V	Lep13	06:57:26.12 +74:05:26.6		-89.300±4.600	-30.800±4.600	Karmn	14.000±0.600
J06579+623	G 250-31A	1099288633074163328	M4.5 V+	PMSU	06:57:57.15 +62:19:19.6		298.609±0.037	-536.540±0.034	DR3	11.490±0.007
J06582+511	G 192-059	981020699919837952	M2.0 V	Lep13	06:58:12.43 +51:08:37.6		158.759±0.024	-327.764±0.020	DR3	33.113±0.028
J06594+193	GJ 1093	3365063724883180288	M5.0 V	PMSU	06:59:28.82 +19:20:55.9		909.121±0.062	-894.549±0.051	DR3	7.753±0.004
J06594+195	G 88-002	3365092380904700544	M3.0 V	Lep13	06:59:28.85 +19:30:33.7		-174.423±0.023	-205.470±0.020	DR3	20.221±0.009
J06596+057	2MASS J06594156+0545400	31295962660510963120	M2.5 V	Lep13	06:59:41.57 +05:45:40.0		-19.168±0.026	-67.657±0.022	DR3	29.086±0.019
J07001-190	2MASS J07000682-1901235	2932903703242234112	M5.0 V	AF15a	07:00:06.83 -19:01:23.6		145.468±0.026	-89.656±0.029	DR3	29.828±0.027
J07009-023	2MASS J07005978-0221330	3108940565734700928	M3.0 V	AF15a	07:00:59.79 -02:21:33.0		-44.824±0.020	-51.537±0.019	DR3	28.218±0.018
J07012+008	2MASS J07011554+0052419	3113099227947062656	M2.5 V	Lep13	07:01:15.54 +00:52:42.1		-7.151±0.266	-104.172±0.262	DR3	32.002±0.276
J07033+346	LP 255-011	93959584345993984	M4.0 V	PMSU	07:03:23.17 +34:41:51.4		-57.348±0.031	140.588±0.027	DR3	13.272±0.005
J07034+767	LP 016-379	1139642706975159552	M3.5 V	Lep13	07:03:29.92 +76:46:25.7		12.742±0.018	-233.402±0.027	DR3	16.861±0.007
J07039+527	LP 122-059	981548637301374336	M5.0 V+	PMSU	07:03:55.73 +52:42:06.6		675.775±0.586	-921.880±0.460	DR3	9.023±0.057
J07042-105	Ross 54	3046530292874936448	M3.5 V+	PMSU	07:04:17.70 -10:30:31.6		-138.415±0.937	-80.619±0.861	DR2	15.735±0.127
J07044+682	GJ 258	1103079616027292416	M3.0 V	PMSU	07:04:25.94 +68:17:19.7		346.184±0.012	-50.352±0.018	DR3	16.355±0.005
J07047+249	Ross 874	3380787325274157824	M1.5 V	PMSU	07:04:49.65 +24:59:55.0		-174.769±0.021	-275.394±0.017	DR3	23.699±0.010
J07051-101	2MASS J07051194-1007528	3046640175314154624	M5.0 V	AF15a	07:05:11.96 -10:07:52.8		127.754±0.024	71.673±0.023	DR3	17.096±0.006
J07052+084	G 108-052	3154550541435395200	M2.0 V	Lep13	07:05:12.31 +08:25:52.4		73.324±0.032	-419.160±0.029	DR3	19.378±0.010
J07076+486	G 107-048	978338677527779200	M3.5 V	PMSU	07:07:37.75 +48:41:13.5		-33.985±0.030	-303.867±0.030	DR3	10.613±0.003
J07078+672	G 250-034	1102868303634261632	M1.0 V	PMSU	07:07:50.42 +67:12:04.9		-270.854±0.071	-73.738±0.120	DR3	18.968±0.037
J07081-228	LP 840-016	2927791352138805504	M2.0 V	Scho05	07:08:07.01 -22:48:47.3		-411.628±0.009	-228.931±0.016	DR3	16.704±0.004
J07086+307	StKM 1-626	889516937076080256	M0.0 V	PMSU	07:08:39.51 +30:42:50.0		167.939±0.018	103.440±0.017	DR3	26.219±0.011
J07095+698	G 251-027	1109272718347432192	M2.5 V	PMSU	07:09:32.41 +69:50:57.4		-177.984±0.014	-270.869±0.021	DR3	23.622±0.011
J07100+385	QY Aur	946632924007399936	M4.5 V+	PMSU	07:10:01.83 +38:31:46.1		-439.420±0.066	-944.793±0.059	DR3	6.053±0.002
J07102+376	LTT 17942	946030529073022080	M4.0 V	PMSU	07:10:13.60 +37:40:10.4		-209.282±0.457	-280.809±0.401	DR3	22.421±0.220
J07105-087	2MASS J07103147-0842485	3051343817347672576	M3.5 V	AF15a	07:10:31.46 -08:42:48.3		-84.533±0.025	-97.942±0.024	DR3	19.335±0.010
J07111+434	LP 206-011	950075494913104768	M5.5 V+	AF15a	07:11:11.46 +43:29:58.2		350.200±5.000	572.800±5.000	PPMXL	12.900±0.500
J07119+773	TYC 4530-1414-1	1140047121096265728	M1.5 V+	Lep13	07:11:57.14 +77:21:58.8		-1.683±0.918	-88.231±0.979	DR2	22.379±0.236
J07121+522	G 193-037	980618897140903296	M1.0 V	PMSU	07:12:11.37 +52:16:24.5		-137.490±0.013	-261.088±0.012	DR3	25.241±0.012
J07129+357	2MASS J07125952+3547032	897765743888715392	M2.5 V	Lep13	07:12:59.53 +35:47:03.2		66.424±0.025	-3.132±0.021	DR3	23.631±0.012
J07140+507	G 193-39	980384254488328192	M0.5 V	Lep13	07:14:04.51 +50:43:33.2		-130.426±0.019	-269.200±0.015	DR3	28.448±0.016
J07163+271	BD+27 1348	883439489632629120	M2.5 V+	PMSU	07:16:19.77 +27:08:33.1		-33.301±0.331	-198.417±0.279	DR3	11.922±0.055
J07163+331	GJ 1096	890284258753196544	M4.0 V	PMSU	07:16:18.02 +33:09:10.4		-96.421±0.031	-438.267±0.029	DR3	15.273±0.007
J07172-050	2MASS J07171706-0501031	3059246454092369024	M3.5 V	AF15a	07:17:17.09 -05:01:03.5		420.996±0.030	-390.266±0.028	DR3	11.133±0.004

Table B.1: Identifiers, spectral type, 2MASS coordinates in epoch J2000, proper motions, and distances of Carmencita stars (continued).

Karmin	Name	Gaia DR3	SpT	Ref. <sup>a</sup>	$\alpha$ (J2000)	$\delta$ (J2000)	$\mu_{\alpha} \cos \delta$ [mas a <sup>-1</sup> ]	$\mu_{\delta}$ Ref. <sup>b</sup> [mas a <sup>-1</sup> ]	$d$ Ref. <sup>c</sup> [pc]
J07174+195	G 88-019	336326636969232128	M2.5 V	PMSU	07:17:29.93	+19:34:16.7	-322.661±0.027	-265.123±0.022	DR3
J07181+392	Ross 987	948039989652369408	M0.0 V	PMSU	07:18:08.18	+39:16:29.3	-214.557±0.020	-116.968±0.020	DR3
J07182+137	2MASS J07181290+1342167	3166484739422960640	M3.5 V	AF15a	07:18:12.90	+13:42:16.6	-34.744±0.031	-27.148±0.028	DR3
J07195+328	BD+33 1505	893214796542513280	M0.0 V	AF15a	07:19:31.27	+32:49:48.3	408.434±0.032	-347.385±0.027	DR3
J07199+840	TYC 4618-116-1	1149727977380998784	M2.5 V	Lep13	07:19:58.05	+84:04:38.1	-38.587±0.019	-80.916±0.019	DR3
J07200-087	Scholz's Star	3048443305671969152	M9.5+T5	Burg15	07:20:03.27	-08:46:49.9	-46.000±3.500	-116.500±2.200	Dup19
J07212+005	TYC 178-2187-1	3134548741299795968	M0.5 V	Lep13	07:31:12.86	+00:33:14.1	98.208±0.019	-21.758±0.012	DR3
J07227+306	G 87-036	886033095827283968	M3.5 V	PMSU	07:22:42.01	+30:40:11.7	-408.265±0.028	-592.025±0.023	DR3
J07232+460	G 107-065	974536192658255104	M0.5 V	PMSU	07:23:14.90	+46:05:14.7	-120.769±0.019	-237.852±0.014	DR3
J07274+052	Luyten's Star	3139847906307949696	M3.5 V	AF15a	07:27:24.50	+05:13:32.8	571.232±0.045	-3691.487±0.036	DR3
J07274+220	Ross 878	866016662739803008	M1.5 V	PMSU	07:27:28.61	+22:02:37.9	-261.039±0.020	-144.221±0.016	DR3
J07282-187	LP 782-2	3026511175437908096	M4.5 V	PMSU	07:28:13.06	-18:47:35.0	25.170±0.482	616.372±0.518	DR3
J07287-032	GJ 1097	3060641356390249728	M3.0 V	PMSU	07:28:45.44	-03:17:53.3	439.411±0.053	-788.396±0.041	DR3
J07295+359	IRXS J072931.4+355607	898486306258888832	M1.5 V+	Lep13	07:29:31.10	+35:56:00.4	-42.405±0.197	-114.970±0.155	DR3
J07307+481	G 107-69	975968718869126144	M4.0 V+	PMSU	07:30:42.78	+48:11:58.6	-201.282±0.027	-1272.162±0.020	DR3
J07310+460	IRXS J073101.9+460030	975317464388545280	M4.0 V	AF15a	07:31:01.29	+46:00:26.4	-13.516±0.049	-100.846±0.034	DR3
J07319+362N	V* BL Lyn	898506166187633280	M3.5 V	AF15a	07:31:57.32	+36:13:47.4	-264.281±0.030	-260.265±0.028	DR3
J07319+362S	V* VV Lyn A	898506093171335424	M2.5 V+	AF15a	07:31:57.71	+36:13:10.1	-249.677±0.057	-247.119±0.054	DR3
J07319+392	G 111-9	900194908672475648	M3.0 V	PMSU	07:31:56.54	+39:13:38.0	151.121±0.316	-251.697±0.279	DR3
J07320+173E	G 88-36A	3169256887411823872	M0.0 V	Lep13	07:32:02.87	+17:19:09.9	-218.530±0.198	-183.309±0.173	DR3
J07320+173W	G 88-35	3169256883114489472	M3.0 V	PMSU	07:32:02.12	+17:19:12.2	-222.137±0.027	-173.545±0.023	DR3
J07320+686	G 250-49	1108529414127974656	M1.0 V	PMSU	07:32:02.02	+68:37:15.5	-172.671±0.016	-119.715±0.021	DR3
J07325+248	G 88-37	868475681838385536	M3.0 V	Lep13	07:32:30.96	+24:53:41.1	-216.241±0.025	81.672±0.022	DR3
J07342+009	GJ 1099	3134682194522547968	M2.5 V	PMSU	07:34:17.59	+00:59:09.3	-19.099±0.029	-599.280±0.024	DR3
J07344+629	G 234-005	1088813933689615872	M0.5 V	PMSU	07:34:27.43	+62:56:29.4	-495.567±0.016	-109.917±0.015	DR3
J07346+318	YY Gem	865699110037321600	M1.0 V	PMSU	07:34:39.11	+22:20:15.5	173.976±0.020	-96.765±0.015	DR3
J07353+548	GJ 3452	985610542491481984	M2.0 V	PMSU	07:35:21.88	+54:50:59.0	-113.544±0.016	13.364±0.015	DR3
J07354+482	NLTT 18099	975925219440361216	M1.0 V	Lep13	07:35:26.78	+48:14:36.1	107.158±0.020	-195.544±0.017	DR3
J07359+785	LP 17-66	1138690628688357376	M3.0 V	AF15a	07:35:58.10	+78:32:52.8	-147.344±0.015	-187.856±0.019	DR3
J07361-031	BD-02 2198	30607988519149063680	M1.0 V	AF15a	07:36:07.07	-03:06:38.7	74.129±0.144	-293.118±0.095	DR3
J07364+070	G 89-032	3142052633276822144	M5.0 V+	PMSU	07:36:25.13	+07:04:43.0	222.200±0.700	-303.300±0.200	Gall15
J07365-006	2MASS J07363027-0039351	3086145387585648128	M3.5 V	AF15a	07:36:30.28	-00:39:35.5	-10.531±0.098	-107.047±0.082	DR3
J07366+440	G 111-020	92542923301334016	M3.5 V	AF15a	07:36:39.28	+44:04:48.8	-100.740±0.020	-333.363±0.015	DR3
J07383+344	TYC 2461-826-1	894358430370154624	M0.0 V	Lep13	07:38:19.93	+34:26:58.7	-5.903±0.161	121.062±0.133	DR3
J07384+240	LSPM J0738+2400	868209703104242048	M3.5 V	Lep13	07:38:29.50	+24:00:08.7	-152.081±0.030	-96.949±0.025	DR3
J07386-212	LP 763-001	5715352842388433664	M3.0 V	PMSU	07:38:40.96	-21:13:28.5	456.629±0.021	-475.345±0.020	DR3
J07393+021	BD+02 1729	313522542198581504	M0.0 V	PMSU	07:39:23.04	+02:11:01.2	-147.284±0.017	-245.682±0.013	DR3
J07395+334	G 90-016	894054862081534592	M2.0 V	PMSU	07:39:35.82	+33:27:45.5	-151.371±0.299	-181.940±0.247	DR3
J07403-174	LP 783-002	5717278911884264576	M6.0 V	PMSU	07:40:19.37	-17:24:45.9	1152.243±0.038	-536.412±0.036	DR3
J07418+050	G 50-1	3138456714862505472	M2.5 V+	PMSU	07:41:52.82	+05:02:24.5	-248.173±0.030	-87.211±0.026	DR3
J07421+500	NLTT 18279	982051285912835200	M2.5 V	Lep13	07:42:09.76	+50:04:27.7	189.172±0.406	50.635±0.334	DR3
J07431+181	BD+18 1719	671261198902912128	M1.0 V	PMSU	07:43:11.73	+18:10:42.3	-53.742±0.073	-468.988±0.063	DR3
J07446+035	YZ CMi	3136952686035250688	M4.5 V	PMSU	07:44:40.17	+03:33:08.9	-347.782±0.040	-445.702±0.025	DR3
J07467+574	G 193-065	1082224869741957888	M4.5 V	AF15a	07:46:42.04	+57:26:53.2	-36.300±0.024	-231.973±0.021	DR3

Table B.1: Identifiers, spectral type, 2MASS coordinates in epoch J2000, proper motions, and distances of Carmencita stars (continued).

Karmin	Name	Gaia DR3	SpT	Ref. <sup>a</sup>	$\alpha$ (J2000)	$\delta$ (J2000)	$\mu_{\alpha} \cos \delta$ [mas a <sup>-1</sup> ]	$\mu_{\delta}$ Ref. <sup>b</sup> [mas a <sup>-1</sup> ]	$d$ Ref. <sup>c</sup> [pc]	
J07470+760	LP 017-075	1136652104067053056	M4.0 V	AF15a	07:47:05.83	+76:03:19.3	146.745±0.019	-388.061±0.023	25.410±0.014	DR3
J07472+503	2MASS J07471385+5020386	982389862479141376	M4.0 V	Lep13	07:47:13.87	+50:20:38.5	-16.793±0.023	79.619±0.020	14.109±0.005	DR3
J07482+203	Wolf 1421	672091364541849344	M1.0 V	PMSU	07:48:16.39	+20:22:05.2	1450.037±0.024	-992.055±0.018	14.699±0.005	DR3
J07493+849	LP 004-258	1149498488689240448	M3.0 V	PMSU	07:49:19.59	+84:58:38.1	-153.686±0.039	-351.782±0.036	23.924±0.018	DR3
J07497-033	2MASS J07494215-0320338	3080857458209146368	M3.5 V	AF15a	07:49:42.14	-03:20:34.0	-161.904±0.142	-55.710±0.109	17.293±0.045	DR3
J07518+055	G 50-6	3143635723866162432	M4.5 V	PMSU	07:51:51.39	+05:32:57.2	443.246±0.020	-409.885±0.013	14.788±0.004	DR3
J07519-000	GJ 1103 A	3085716990368639744	M4.5 V+	PMSU	07:51:54.67	-00:00:12.3	263.543±0.046	-756.863±0.033	9.272±0.004	DR3
J07523+162	LP 423-031	666988221840703232	M6.0 V	AF15a	07:52:23.93	+16:12:15.0	183.169±0.056	-350.297±0.031	18.881±0.019	DR3
J07525+063	G 50-7	3143961278087726720	M3.0 V	PMSU	07:52:33.60	+06:18:25.5	25.784±0.032	-213.006±0.024	31.812±0.031	DR3
J07545+085	LSPM J0754+0832	3145441809152357888	M2.5 V+	AF15a	07:54:34.14	+08:32:25.2	-224.300±5.100	17.500±5.100	19.900±0.500	Karmin
J07545-096	2MASS J07543272-0941478	3039164870639246848	M3.5 V	AF15a	07:54:32.70	-09:41:47.7	-90.123±0.043	-11.835±0.031	36.916±0.056	DR3
J07558+833	GJ 1101	114885991992198016	M4.5: V	AF15a	07:55:53.93	+83:23:04.9	-291.529±0.025	-599.141±0.025	13.092±0.003	DR3
J07581+072	G 50-12	3144499458967932672	M4.0 V	PMSU	07:58:09.09	+07:17:01.5	-325.710±0.031	-31.928±0.023	13.109±0.005	DR3
J07582+413	GJ 1105	92222500220369152	M3.5 V	PMSU	07:58:12.70	+41:18:13.3	216.866±0.025	-687.615±0.020	8.850±0.002	DR3
J07583+496	LP 163-047	934118557536670720	M3.5 V	Lep13	07:58:22.73	+49:39:53.2	320.546±0.027	-744.971±0.026	16.009±0.008	DR3
J07585+155N	GJ 368	654704237415844736	M3.5 V	PMSU	07:58:30.97	+15:30:14.5	-81.090±0.037	-114.061±0.024	31.173±0.039	DR3
J07585+155S	GJ 3469 A	654704237414120192	M4.5 V	PMSU	07:58:30.47	+15:30:00.7	-84.289±0.082	-116.355±0.052	31.218±0.082	DR3
J07590+153	LP 424-004	654687847820642560	M1.5 V	PMSU	07:59:05.84	+15:23:29.2	-185.706±0.028	-56.994±0.019	29.397±0.022	DR3
J07591+173	2MASS J07590718+1719474	667531032692624944	M4.0 V	AF15a	07:59:07.17	+17:19:47.4	-87.200±0.700	-38.800±0.400	17.900±0.700	Karmin
J08005+258	TYC 1930-667-1	68209533096345984	M2.0 V	Lep13	08:00:34.74	+25:53:33.3	114.414±0.069	-42.868±0.049	35.559±0.098	DR3
J08017+237	TYC 1926-794-1	680446793919166080	M1.5 V	Lep13	08:01:43.59	+23:42:27.5	-127.846±0.636	-135.210±0.494	21.695±0.363	DR3
J08023+033	G 50-16 A	3094290054327367168	M4.0 V	PMSU	08:02:22.88	+03:20:19.7	-403.198±0.025	-380.928±0.017	27.315±0.018	DR3
J08025-130	LP 724-016	5726110532872810752	M2.5 V	AF15a	08:02:32.93	-13:05:29.4	147.241±0.486	-252.114±0.409	33.960±0.601	DR3
J08031+203	2MASS J08031018+2022154	670597574915872000	M3.5 V+	AF15a	08:03:10.17	+20:22:15.1	-98.312±1.779	-51.326±1.665	36.704±1.533	DR2
J08033+528	G 194-007	9364212097634484848	M1.5 V+	Lep13	08:03:19.54	+52:50:38.1	362.420±3.680	-676.320±2.820	31.380±3.340	HIP2
J08066+558	LP 123-075	1033386521741601280	M2.0 V+	PMSU	08:06:36.50	+55:53:38.4	132.028±1.311	-80.491±1.008	24.789±0.401	DR2
J08068+367	G 90-044	907066684548911872	M3.0 V	PMSU	08:06:48.41	+36:45:38.8	-150.682±0.035	-389.374±0.023	17.670±0.009	DR3
J08069+422	G 111-056	921952117778154240	M4.0 V	AF15a	08:06:55.31	+42:17:33.0	-224.673±0.026	-273.247±0.022	19.859±0.011	DR3
J08082+211	BD+21 1764B	676689831406224384	M3.0 V+	AF15a	08:08:13.60	+21:06:09.7	-270.070±0.100	-364.082±0.072	17.783±0.036	DR3
J08083+585	LP 089-101	108324222939300480	M3.0 V	PMSU	08:08:18.17	+58:31:09.4	-174.835±0.023	-62.300±0.026	15.520±0.007	DR3
J08089+328	V* FP Cnc B	902175030329924608	M2.8 V+	Shk10	08:08:55.44	+32:49:04.7	-48.683±0.032	-208.485±0.025	24.500±0.023	DR3
J08095+219	LP 366-045	676804558572501120	M1.5 V	PMSU	08:09:30.95	+21:54:17.2	-319.279±0.024	-65.956±0.017	20.947±0.009	DR3
J08103+095	2MASS J08102073+0935160	3146559428361977472	M2.5 V	Lep13	08:10:20.74	+09:35:16.0	-78.720±0.031	-35.974±0.021	25.243±0.020	DR3
J08105-138	18 Pup B	5725122960972658048	M2.5 V+	AF15a	08:10:34.30	-13:48:51.2	-251.866±0.046	64.165±0.034	22.462±0.025	DR3
J08108+039	G 50-21	3094572113419797248	M3.5 V	PMSU	08:10:53.63	+03:58:33.6	113.992±0.031	-339.982±0.021	22.035±0.014	DR3
J08117+531	G 194-014	1031735536312319360	M2.5 V	AF15a	08:11:47.57	+53:11:51.3	-280.260±0.044	-182.202±0.040	35.634±0.060	DR3
J08119+087	Ross 619	3098328182579892096	M4.5 V	PMSU	08:11:57.57	+08:46:23.0	1069.812±0.098	-5094.220±0.064	6.769±0.004	DR3
J08126-215	GJ 300	5700706729031126656	M4.0 V	PMSU	08:12:40.89	-21:33:07.0	13.458±0.017	-693.987±0.019	8.117±0.002	DR3
J08158+346	LP 311-008	900963815193193984	M1.0 V	Lep13	08:15:53.90	+31:36:38.8	-97.566±0.116	-191.165±0.087	50.791±0.331	DR3
J08161+013	GJ 2066	3089711447388931584	M2.0 V	AF15a	08:16:07.98	+01:18:09.3	-376.196±0.024	60.538±0.019	8.939±0.002	DR3
J08175+209	LP 367-067	675806064576497664	M2.5 V	Lep13	08:17:31.74	+20:59:52.0	-373.749±0.025	-208.381±0.017	31.238±0.023	DR3
J08178+311	G 90-052	900887948891049856	M1.0 V	PMSU	08:17:51.29	+31:07:46.0	-77.736±0.019	216.366±0.013	21.711±0.009	DR3
J08202+055	2MASS J08201336+0532082	309338048331664896	M2.0 V	Lep13	08:20:13.37	+05:32:08.1	-75.302±0.034	6.079±0.020	22.468±0.018	DR3
J08258+690	LP 035-347	1097353325107339776	M5.5 V	PMSU	08:25:52.82	+69:02:01.1	-691.165±0.292	-1276.318±0.393	12.289±0.059	DR3
J08282+201	GJ 1110	663767443044739840	M2.5 V	PMSU	08:28:12.66	+20:08:21.6	-261.229±0.025	-634.082±0.018	23.495±0.013	DR3
J08283+350	GJ 308	903444931900932480	M0.0 V+	PMSU	08:28:22.18	+35:00:58.8	-1035.410±8.890	-329.060±4.480	19.680±2.430	HIP2



Table B.1: Identifiers, spectral type, 2MASS coordinates in epoch J2000, proper motions, and distances of Carmencita stars (continued).

Karmn	Name	Gaia DR3	SpT	Ref. <sup>a</sup>	$\alpha$ (J2000)	$\delta$ (J2000)	$\mu_{\alpha} \cos \delta$ [mas a <sup>-1</sup> ]	$\mu_{\delta}$ Ref. <sup>b</sup> [mas a <sup>-1</sup> ]	$d$ Ref. <sup>c</sup> [pc]
J08283+553	2MASS J08281881+5522424	1033700084417958528	M2.5 V	AF15a	08:28:18.81	+55:22:42.2	-35.414±0.024	-100.276±0.028	DR3
J08286+660	2MASS J08284121+6602239	1093365740030698240	M4.0 V+	AF15a	08:28:41.26	+66:02:23.9	26.100±4.500	95.400±4.500	PPMXL
J08293+039	2MASS J08292191+0355092	309198258743925168	M2.5 V	Lep13	08:29:21.91	+03:55:09.3	-93.460±0.028	-70.200±0.019	DR3
J08298+267	DX Cnc	703790044252850688	M6.5 V	AF15a	08:29:49.35	+26:46:33.6	-1113.694±0.064	-612.191±0.047	DR3
J08313-060	LP 665-021	3064885260813278336	M1.5 V+	PMSU	08:31:21.60	-06:02:01.7	431.057±0.079	-66.669±0.063	DR3
J08313-104	LP 725-015	5751680775281710720	M4.0 V	PMSU	08:31:23.46	-10:29:53.7	-593.355±0.021	-324.795±0.018	DR3
J08314-060	LP 665-022	3064886516418158208	M3.0 V	PMSU	08:31:20.12	+73:03:45.8	611.233±0.021	-61.047±0.021	DR3
J08315+730	LP 035-219	112314041131352064	M4.0 V	Lep13	08:31:37.43	+19:23:49.7	-232.878±0.071	-128.911±0.054	DR3
J08316+193N	CV Cnc A	662732115407952768	M4.0 V+	PMSU	08:31:37.57	+19:23:39.4	-228.694±0.034	-119.919±0.026	DR3
J08316+193S	CU Cnc	662732046688476288	M3.5 V+	PMSU	08:31:47.92	+05:45:18.4	-28.440±0.129	-88.862±0.116	DR3
J08317+057	2MASS J08314794+0545186	3092839523609691904	M1.0 V	Lep13	08:32:10.12	+84:24:30.8	353.597±0.022	249.021±0.023	DR3
J08321+844	LP 005-110	1149245394855341440	M3.5 V	PMSU	08:32:35.99	+45:10:17.3	-142.368±0.028	-62.966±0.026	DR3
J08325+451	2MASS J08323599+4510175	917859937361774976	M2.5 V	Lep13	08:33:25.12	+18:31:45.2	-56.994±0.059	-64.278±0.041	DR3
J08334+185	NLTT 19754	659624826828509440	M4.5 V	PMSU	08:34:25.89	+01:08:39.6	231.910±0.030	-419.394±0.024	DR3
J08344-011	LP 605-037	3073508528645520000	M3.5 V	PMSU	08:35:19.91	+14:08:33.3	-148.818±0.227	-85.676±0.163	DR3
J08353+141	LSPM J0835+1408	6511484656914433920	M4.5 V	AF15a	08:35:49.04	+68:04:09.1	-837.326±0.014	-562.491±0.016	DR3
J08358+680	G 234-037	1094235934764378112	M2.5 V	PMSU	08:36:26.69	+26:28:19.5	-195.736±0.028	-39.258±0.021	DR3
J08364+264	LP 311-37	703058078746339072	M2.0 V	Lep13	08:37:07.96	+15:07:45.9	-127.056±0.024	67.815±0.212	DR3
J08364+672	BD+67 552	1093918828739878528	M0.5 V+	Lep13	08:37:30.22	+03:33:45.9	61.930±0.029	-175.681±0.018	DR3
J08371+151	NLTT 19893	657608666099404544	M2.5 V	PMSU	08:38:42.21	+51:41:33.7	-89.848±0.017	-109.453±0.017	DR3
J08375+035	LSPM J0837+0333	3080039799513337216	M4.0 V	AF15a	08:39:48.03	+08:56:18.0	-212.641±0.028	189.335±0.020	DR3
J08387+516	StKM 1-711	1027827494030265472	M1.5 V	Lep13	08:40:15.98	+31:27:06.8	205.527±0.032	120.360±0.025	DR3
J08398+089	G 52-23	596631263051271808	M2.0 V	PMSU	08:40:29.68	+18:24:08.7	-809.817±0.065	-448.969±0.045	DR3
J08402+314	LSPM J0840+3127	709563717249089792	M3.5 V	Lep13	08:40:59.21	-23:27:22.6	-682.414±0.041	805.221±0.038	DR3
J08404+184	AZ Cnc	659464504288593536	M6.0 V	PMSU	08:41:20.13	+59:29:50.4	-260.276±0.023	-1279.562±0.026	DR3
J08409-234	LP 844-008	5701750715316821248	M3.5 V	Lep13	08:42:44.53	+09:33:24.1	223.959±0.117	-631.864±0.095	DR3
J08410+676	LP 060-100	1093757549531975040	M4.0 V	PMSU	08:42:52.23	+09:33:11.2	223.284±0.024	-614.060±0.018	DR3
J08413+594	LP 090-018	1040827088726734976	M5.5 V	PMSU	08:44:22.38	-10:24:11.7	300.237±0.024	-524.039±0.018	DR3
J08427+095	BD+10 1857A	598180818531935232	M0.0 V+	Lep13	08:44:45.35	+18:13:06.4	-238.495±0.043	-451.489±0.032	DR3
J08428+095	G 46-2	598180646733241216	M2.5 V	PMSU	08:44:55.66	-06:37:26.1	-58.300±5.300	-126.400±5.300	PPMXL
J08443-104	LP 726-006	5750007559102116608	M3.5 V	PMSU	08:51:43.79	+18:07:29.9	-899.986±0.032	-52.668±0.026	DR3
J08447+182	NLTT 20157	660143693326636160	M3.5 V	Lep13	08:52:40.86	+28:18:58.8	-481.176±0.041	-244.544±0.032	DR3
J08449-066	2MASS J08445566-0637259	5754382275351646720	M3.5 V+	AF15a	08:53:10.91	-20:17:17.4	37.659±0.018	-117.312±0.021	DR3
J08517+181	Ross 622	659951725379878272	M1.5 V	PMSU	08:53:36.16	-03:29:32.2	-516.605±0.082	-199.652±0.052	DR3
J08526+283	rho Cnc B	704966762213039488	M4.5 V	AF15a	08:53:43.71	+14:58:10.9	-30.442±0.178	-77.902±0.154	DR3
J08531-202	2MASS J08531090-2017172	5704445579657833856	M3.0 V	AF15a	08:54:05.33	-13:07:30.7	333.042±0.172	-579.873±0.176	DR3
J08536-034	LP 666-009	5761985432616501376	M9.0 V	Jen09	08:55:07.62	+01:32:47.4	44.944±0.020	-1045.876±0.013	DR3
J08537+149	StKM 1-730	609050418685156864	M0.0 V	Lep13	08:55:31.35	+66:28:08.0	41.227±0.016	-84.511±0.019	DR3
J08540-131	L 820-19 A	5736464668224470400	M2.5 V+	Lep13	08:56:19.55	+12:39:49.8	-47.295±0.031	-246.675±0.022	DR3
J08551+015	BD+02 2098	577602496345490176	M0.0 V	Lep13	08:57:04.68	+11:38:48.8	-23.411±0.114	-310.147±0.101	DR3
J08555+664	2MASS J08553135+6628078	1092884772411363200	M3.0 V	Lep13	08:58:15.42	+19:24:17.6	121.400±0.500	-153.500±0.500	CC21
J08563+126	G 41-8	605079910398496640	M4.5 V+	Scho05	08:58:15.15	+19:45:45.8	-937.133±0.190	-34.559±0.138	DR3
J08570+116	BD+12 1944	604756890202697728	M1.0 V+	PMSU	08:58:52.33	+21:04:34.2	175.740±0.027	-318.332±0.020	DR3
J08572+194	LP 426-035	660514945913335808	M3.5 V	AF15a					Dit14
J08582+197	G 9-38A	660597997697274752	M5.5 V+	PMSU					DR3
J08588+210	G 9-40	684992690384102528	M2.0 V	Dres19					DR3

Table B.1: Identifiers, spectral type, 2MASS coordinates in epoch J2000, proper motions, and distances of Carmencita stars (continued).

Karmin	Name	Gaia DR3	SpT	Ref. <sup>a</sup>	$\alpha$ (J2000)	$\delta$ (J2000)	$\mu_{\alpha} \cos \delta$ [mas a <sup>-1</sup> ]	$\mu_{\delta}$ Ref. <sup>b</sup> [mas a <sup>-1</sup> ]	$d$ Ref. <sup>c</sup> [pc]
J08589+084	NLTT 20670	585250252550906624	M3.5 V+	PMSU	08:58:56.32	+08:28:26.0	376.400±0.600	-321.800±1.000	6.770±0.090
J08595+537	G 194-047	1017783146073299328	M3.5 V+	AF15a	08:59:35.89	+53:43:50.4	-268.966±0.355	-181.404±0.360	17.942±0.135
J08599+729	LP 036-098	1123681096674583552	M4.0 V	PMSU	08:59:56.20	+72:57:36.3	961.602±0.024	-32.317±0.025	14.398±0.005
J09003+218	LP 368-128	685103912857072640	M6.5 V	AF15a	09:00:23.55	+21:50:04.9	-514.942±0.057	-592.253±0.045	6.359±0.002
J09005+465	GJ 1119	1010729194865571456	M4.5 V	PMSU	09:00:32.48	+46:35:11.1	-472.835±0.033	-523.586±0.031	10.084±0.004
J09008+052E	Ross 687	583257319006770176	M3.5 V	PMSU	09:00:50.33	+05:14:29.6	-255.426±0.040	-207.223±0.029	22.149±0.018
J09008+052W	Ross 686	583257314711142144	M3.0 V	PMSU	09:01:10.47	+01:56:35.3	-375.500±0.346	-210.197±0.028	23.456±0.192
J09011+019	Ross 625	576949798755602560	M3.0 V+	PMSU	09:01:10.47	+01:56:35.3	-375.500±0.346	-210.197±0.028	23.456±0.192
J09023+084	NLTT 20817	585132295569511168	M2.5 V	PMSU	09:02:19.88	+08:28:06.5	618.584±0.024	-204.350±0.018	20.427±0.010
J09023+177	2MASS J09022307+1746326	612073663345730560	M4.0 V	AF15a	09:02:23.06	+17:46:32.6	-133.281±0.024	-47.613±0.020	21.008±0.010
J09028+680	LP 060-179	1117132130541140736	M4.0 V	PMSU	09:02:52.87	+68:03:46.6	189.090±0.020	342.699±0.025	12.291±0.004
J09029+716	LSPM J0902+7138	1119059574424538496	m2 V	Karmin	135.734103	71.637001	-100.482±0.013	-142.980±0.016	43.126±0.029
J09033+056	NLTT 20861	583370740503160704	M7.0 V	New14	09:03:20.96	+05:40:14.6	-50.200±5.200	-381.600±5.200	17.500±5.300
J09037+520	G 194-052	1016640817918422272	M3.5 V	Lep13	09:03:42.95	+52:02:52.7	250.866±0.024	-222.789±0.021	18.636±0.010
J09038+129	LP 486-043	605324994116863360	M2.0 V	Lep13	09:03:53.42	+12:59:28.2	-11.067±0.070	-214.075±0.050	42.609±0.109
J09040-159	2MASS J09040555-1555184	5730445043924684288	M2.5 V	AF15a	09:04:05.56	-15:55:18.5	-109.027±0.018	-32.512±0.017	27.301±0.016
J09050+028	G 114-33A	577478114092768384	M1.5 V	PMSU	09:05:04.44	+02:50:03.4	-312.701±0.045	29.753±0.035	23.758±0.025
J09057+186	LP 426-056	636160767653846784	M2.5 V	Lep13	09:05:42.97	+18:36:33.9	47.925±0.183	-394.376±0.136	38.848±0.264
J09062+128	LP 486-049	6045831029417929792	M3.5 V	PMSU	09:06:14.11	+12:51:34.6	-292.189±0.404	-283.402±0.382	29.262±0.292
J09070-221	LP 845-023	56550002975276800	M4.5 V	PMSU	09:07:02.75	-22:08:50.0	-302.419±0.046	-409.388±0.037	15.333±0.011
J09087+665	G 234-056	1068825362052486784	M2.5 V	PMSU	09:08:45.97	+66:35:38.5	228.714±0.416	-131.864±0.510	20.278±0.219
J09091+227	J0909+2247	686895567054724736	M4.5 V	AF15a	09:09:07.98	+22:47:41.2	-83.670±0.196	-70.503±0.168	25.198±0.128
J09093+401	GJ 1121	815474621470643968	M4.0 V	PMSU	09:09:23.83	+40:06:04.9	-554.400±0.152	-587.255±0.167	20.898±0.086
J09095+328	BD+33 1814A	71232908779343744	M0.5 V+	Lep13	09:09:30.59	+32:49:09.7	-328.737±0.733	-635.746±0.421	21.364±0.103
J09096+067	2E 2104	580925323563533056	M3.0 V	PMSU	09:09:39.15	+06:42:11.0	-76.455±0.023	50.016±0.018	22.998±0.012
J09099+004	G 46-24	3843330735839291648	M1.0 V	Lep13	09:09:59.06	+00:23:45.4	348.366±0.019	-367.637±0.017	25.377±0.011
J09115+126	LP 487-010	605792565732307840	M2.5 V	AF15a	09:11:31.95	+12:37:23.6	178.243±0.119	-334.298±0.099	52.383±0.304
J09120+279	G 47-28	1011390516749963392	M0.5 V	PMSU	09:11:30.82	+46:37:01.4	-349.900±0.014	-44.350±0.012	23.683±0.009
J09133+688	G 234-57A	698112509803434880	M3.0 V+	PMSU	09:12:02.68	+27:54:23.4	-199.344±0.216	-447.269±0.157	29.146±0.193
J09140+196	LP 427-016	111756430304031744	M2.5 V	Lep13	09:13:23.86	+68:52:31.0	-146.144±0.225	-248.210±0.260	23.606±0.170
J09143+526	HD 79210	1022456139210632064	M0.0 V	AF15a	09:14:03.18	+19:40:05.8	-146.557±0.051	-160.418±0.043	22.981±0.025
J09144+526	HD 79211	1022456104850892928	M0.0 V	AF15a	09:14:22.77	+52:41:11.8	-1545.787±0.018	-569.053±0.018	6.334±0.001
J09156-105	G 161-007	5742299050967060352	M5.0 V+	AF15a	09:15:36.39	-10:35:47.3	-396.200±5.200	-186.000±5.200	7.410±0.660
J09160+293	G 47-31	698705249649956096	M2.0 V	Lep13	09:16:05.20	+29:19:44.8	-133.331±0.032	-527.992±0.025	32.707±0.039
J09161+018	RX J0916.1+0153	3845035696121944576	M4.0 V	Lep13	09:16:10.18	+01:53:08.8	54.823±0.031	-101.305±0.022	15.652±0.007
J09163-186	LP 787-052	5680147991886954240	M1.5 V	PMSU	09:16:20.64	-18:37:32.9	-314.709±0.016	146.200±0.013	13.443±0.003
J09165+841	G 253-021	114765921129543040	M1.5 V	PMSU	09:16:30.13	+84:10:59.7	-511.200±0.800	420.400±0.600	25.970±6.210
J09168+248	2MASS J09165078+2448559	68779075767270336	M4.5 V	Reid07	09:16:50.78	+24:48:56.0	-69.738±0.029	-123.644±0.022	35.095±0.034
J09177+462	RX J0917.7+4612	819081225767313024	M2.5 V+	Lep13	09:17:44.72	+46:12:24.7	-129.865±0.698	-17.497±0.746	33.447±0.475
J09177+584	LP 090-134	1038195201485531776	M4.5 V	PMSU	09:17:45.99	+58:25:21.4	26.210±0.019	-1170.932±0.019	15.567±0.005
J09187+267	G 47-33 A	694744636968134528	M1.5 V	PMSU	09:18:46.23	+26:45:11.0	-196.625±0.027	-353.403±0.021	24.818±0.017
J09193+385N	GJ 1122 B	811947108994206976	M4.0 V	PMSU	09:19:19.03	+38:31:23.3	-238.974±0.019	-1.242±0.021	19.332±0.008
J09193+385S	GJ 1122 A	811947078931179264	M4.0 V	PMSU	09:19:18.94	+38:31:15.9	-234.549±0.018	-961±0.021	19.329±0.008
J09193+620	LP 091-014	1040191748202868992	M0.0 V+	Shk10	09:19:22.87	+62:03:16.9	-288.099±0.018	-386.098±0.020	37.941±0.029
J09200+308	TYC 2493-1386-1	700595069620196992	M1.5 V	Lep13	09:20:00.48	+30:52:39.7	-80.800±3.300	-35.700±3.400	23.300±0.400

Table B.1: Identifiers, spectral type, 2MASS coordinates in epoch J2000, proper motions, and distances of Carmencita stars (continued).

Karmn	Name	Gaia DR3	SpT	Ref. <sup>a</sup>	$\alpha$ (J2000)	$\delta$ (J2000)	$\mu_{\alpha} \cos \delta$ [mas a <sup>-1</sup> ]	$\mu_{\delta}$ Ref. <sup>b</sup> [mas a <sup>-1</sup> ]	$d$ Ref. <sup>c</sup> [pc]
J09201+037	IRXS J092010.8+034731	3845908124238526848	M3.5 V	AF15a	09:20:10.87	+03:47:25.9	-121.532±0.763	68.761±0.459	DR3
J09209+033	NLTT 21531	3845829101135351296	M3.5 V	PMSU	09:20:57.95	+03:22:06.4	314.607±0.026	-1136.537±0.020	DR3
J09213+731	LP 036-181	1120741689776617600	M4.5 V	PMSU	09:21:19.38	+73:06:38.6	-912.026±0.016	-343.031±0.017	DR3
J09218+435	G 115-071	817747655601865088	M4.5 V+	Law08	09:21:49.06	+43:30:28.4	-300.505±0.113	-118.616±0.100	DR3
J09218-023	RAVE J092148.1-021943	38338384617141390208	M2.5 V	AF15a	09:21:48.13	-02:19:43.3	176.974±0.024	6.635±0.018	DR3
J09228+467	G 115-72	819441178386727680	M1.0 V	Lep13	09:22:51.63	+46:47:00.6	-210.157±0.016	-112.843±0.014	DR3
J09231+223	BD+22 2086B	63858990386751616	M0.0 V	Lep13	09:23:06.17	+22:18:28.4	-135.623±0.020	-177.220±0.014	DR3
J09238+001	LP 607-039	3840824948839560576	M1.0 V	Lep13	09:23:52.58	+00:08:17.4	-204.544±0.023	-227.423±0.016	DR3
J09248+306	LSPM J0924+3041	700357227214999296	M3.5 V	AF15a	09:24:50.80	+30:41:37.0	-100.628±0.025	-170.594±0.021	DR3
J09256+634	G 235-025	1064315813895873664	M4.5 V+	AF15a	09:25:40.28	+63:29:19.3	-319.671±0.406	-272.693±0.600	DR2
J09275+506	G 195-027	101834468727429760	M1.5 V	PMSU	09:27:30.56	+50:39:12.5	-222.109±0.044	-145.115±0.039	DR3
J09286-121	G 161-32	5738284016370287616	M2.5 V	Scho05	09:28:41.58	-12:09:55.1	35.858±0.032	-389.785±0.020	DR3
J09288-073	Ross 439	57450270806665197696	M2.5 V	PMSU	09:28:53.33	-07:22:15.8	-160.247±0.020	-714.259±0.016	DR3
J09289-073	GJ 347 B	5745027011945719808	M4.5 V	PMSU	09:28:55.71	-07:22:11.9	-166.488±0.018	-712.629±0.014	DR3
J09291+259	NLTT 21866	646076953786745472	M5.0 V	Law08	09:29:11.08	+25:58:09.3	-1048.221±0.040	-270.144±0.033	DR3
J09300+396	LP 211-012	811697489791310592	M2.5 V	PMSU	09:30:01.67	+39:37:23.8	119.474±0.022	-166.917±0.018	DR3
J09302+265	2MASS J09301445+2630250	694161724005809536	M3.5 V	Lep13	09:30:14.43	+26:30:24.9	-154.221±0.036	-136.905±0.030	DR3
J09307+003	GJ 1125	3840711729206827520	M3.5 V	PMSU	09:30:44.59	+00:19:21.6	-569.016±0.029	-549.386±0.026	DR3
J09308+024	IRXS J093051.2+0222741	3844632759469347584	M4.0 V	AF15a	09:30:50.84	+02:27:20.2	-29.200±0.341	84.034±0.204	DR3
J09313-134	Ross 440	5690031948585514368	M3.0 V+	PMSU	09:31:19.46	-13:29:20.6	692.520±4.190	-806.913±0.035	HIP2
J09315+202	Ross 840	634729066075133056	M2.0 V	PMSU	09:31:33.02	+20:16:56.5	24.692±0.044	-806.913±0.035	DR3
J09319+363	BD+36 1970	798914636327665536	M0.0 V	PMSU	09:31:56.33	+36:19:12.8	-209.909±0.015	-524.182±0.014	DR3
J09328+269	HD 82443B	64625246469567232	M5.5 V	AF15a	09:32:48.24	+26:59:43.8	-143.815±0.070	-245.092±0.050	DR3
J09352+612	SiKM 1-785	1062935140823485184	M2.0 V	PMSU	09:35:13.19	+61:14:36.9	117.515±0.017	39.287±0.022	DR3
J09360-061	G 161-051	3823729157935421952	M3.5 V	PMSU	09:36:04.82	-06:06:55.9	-672.007±0.032	-327.178±0.022	DR3
J09360-216	GJ 357	5664814198431308288	M2.5 V	PMSU	09:36:01.64	-21:39:38.9	138.722±0.023	-990.342±0.020	DR3
J09362+375	TYC 2992-428-1	799092516692729344	M0.0 V	AF15a	09:36:15.91	+37:31:45.5	-100.572±0.018	-89.517±0.016	DR3
J09370+405	LP 211-022	813159393579585024	M4.0 V	PMSU	09:37:03.53	+40:34:38.9	-172.674±0.023	-78.016±0.018	DR3
J09394+146	NLTT 22280	617982090939470464	M3.5 V	AF15a	09:39:29.94	+14:38:49.7	-161.247±0.026	-80.231±0.021	DR3
J09394+317	G 117-34	793785826901083520	M1.5 V	Lep13	09:39:24.29	+31:45:17.0	-194.385±0.041	-207.933±0.028	DR3
J09410+220	Ross 92	640862653425455360	M4.5 V	PMSU	09:41:02.05	+22:01:28.3	461.722±0.030	-487.446±0.029	DR3
J09411+132	Ross 85	614543647497149056	M1.5 V	PMSU	09:41:10.36	+13:12:34.4	-660.039±0.024	-143.169±0.020	DR3
J09423+559	GJ 363	1022122334352145280	M3.5 V	PMSU	09:42:23.19	+55:59:01.3	-709.956±0.026	-508.205±0.025	DR3
J09425+700	GJ 360	1071194431653425280	M2.0 V	PMSU	09:42:34.84	+70:02:02.0	-671.775±0.015	-271.155±0.018	DR3
J09425-192	LP 788-024	5677606810060597248	M2.5 V	PMSU	09:42:35.67	-19:14:05.1	-475.130±0.024	-217.684±0.021	DR3
J09428+700	GJ 362	1071195187567668480	M3.0 V	PMSU	09:42:51.73	+70:02:21.9	-670.962±0.016	-265.456±0.018	DR3
J09430+237	LP 370-035	641698561046235776	M1.0 V	Lep13	09:43:01.31	+23:49:21.8	-164.549±0.046	-213.464±0.043	DR3
J09439+269	Ross 93	5683871247496205312	M4.0 V	PMSU	09:43:55.61	+26:58:08.4	-577.841±0.028	-101.210±0.021	DR3
J09447-182	GJ 1129	646818024623804416	M3.5 V	PMSU	09:44:47.35	-18:12:49.0	-1600.529±0.028	-171.231±0.023	DR3
J09449-123	G 161-071	5690846274384548864	M5.0 V	AF15a	09:44:54.19	-12:20:54.4	-331.327±0.034	40.177±0.037	DR3
J09461-044	G 161-74A	3825820772648802816	M4.0 V+	PMSU	09:46:09.25	-04:25:43.3	-554.265±0.078	166.404±0.060	DR3
J09468+760	BD+76 3952	1130450270073924608	M1.5 V	PMSU	09:46:48.49	+76:02:38.1	87.367±0.015	-1000.440±0.16	DR3
J09473+263	BD+26 2004	646534556782461056	M0.0 V	Lep13	09:47:22.40	+26:18:12.5	-211.906±0.019	-353.116±0.018	DR3
J09475+129	LP 488-037	614339786873867264	M4.0 V	PMSU	09:47:34.81	+12:56:39.1	-87.820±0.029	226.637±0.024	DR3
J09488+156	G 43-2	619440661833351040	M3.0 V	AF15a	09:48:50.20	+15:38:44.9	-19.771±0.025	228.861±0.024	DR3
J09506-138	LP 728-070	5687448646015120896	M4.0 V+	Scho05	09:50:40.53	-13:48:38.6	152.000±5.300	-99.000±5.300	PPMXL
									11.900±0.500 CC17b

Table B.1: Identifiers, spectral type, 2MASS coordinates in epoch J2000, proper motions, and distances of Carmencita stars (continued).

Karmn	Name	<i>Gaia</i> DR3	SpT	Ref. <sup>a</sup>	$\alpha$ (J2000)	$\delta$ (J2000)	$\mu_{\alpha} \cos \delta$ [mas a <sup>-1</sup> ]	$\mu_{\delta}$ Ref. <sup>b</sup> [mas a <sup>-1</sup> ]	$d$ Ref. <sup>c</sup> [pc]
J09511-123	BD-11 2741	5690980582306104448	M0.5 V	PMSU	09:51:09.64	-12:19:47.5	1137.720±0.017	-1455.379±0.015	DR3
J09526-156	LP 728-071	5686163724944033792	M3.5 V	AF15a	09:52:41.78	-15:36:13.8	-118.934±0.024	-134.090±0.019	DR3
J09527+554	G 195-43	1021178472339004032	M1.5 V	Lep13	09:52:44.70	+55:28:19.3	296.472±0.508	-194.274±0.512	DR3
J09531-036	GJ 372	3823307284773157248	M2.0 V+	PMSU	09:53:11.78	-03:41:24.4	-102.341±0.084	-462.148±0.092	DR3
J09535+507	LP 126-073	826957061916956544	M1.5 V	Lep13	09:53:33.52	+50:45:03.9	-524.036±0.019	16.312±0.018	DR3
J09539+209	NLTT 22870	628080246633611520	M4.5 V	PMSU	09:53:55.17	+20:56:46.8	-345.973±0.042	393.249±0.051	DR3
J09557+353	G 116-065	795434510226597760	M3.0 V	PMSU	09:55:43.67	+35:21:41.8	-35.975±0.033	-312.704±0.028	DR3
J09561+627	BD+63 869	1051547052218220160	M0.0 V	PMSU	09:56:08.60	+62:47:18.5	-303.922±0.013	-583.413±0.015	DR3
J09564+226	NLTT 22978	641821259671808896	M4.0 V	PMSU	09:56:26.96	+22:39:01.1	-465.314±0.033	-258.893±0.028	DR3
J09579+118	NLTT 23051	3881331094645624960	M4.0 V	PMSU	09:57:58.00	+11:48:28.8	-422.754±0.047	-158.519±0.036	DR3
J09587+555	G 196-001	1045131676747611776	M1.0 V	Lep13	09:58:46.69	+55:33:02.8	-39.317±0.088	-239.511±0.115	DR3
J09589+059	NLTT 23096	3850237416912716928	M4.5 V	AF15a	09:58:56.50	+05:57:59.9	-180.666±0.028	-68.837±0.033	DR3
J09593+438E	G 116-073 B	808270896163473920	M4.0 V	PMSU	09:59:20.93	+43:50:25.6	-100.499±0.024	-220.218±0.020	DR3
J09593+438W	G 116-072 A	808270896163474176	M3.5 V	PMSU	09:59:18.79	+43:50:25.4	-99.088±0.021	-221.388±0.020	DR3
J09597+472	G 146-005	8232327052812586240	M4.0 V	PMSU	09:59:45.99	+47:12:11.3	78.822±0.023	-273.792±0.023	DR3
J09597+721	Pul -3 620285	1071851527289746176	M3.5 V	AF15a	09:59:45.38	+72:11:59.8	-22.805±0.019	95.056±0.021	DR3
J10004+272	GJ 375.2	740041664173180544	M0.5 V	Lep13	10:00:26.71	+27:16:01.6	-16.375±0.016	117.285±0.014	DR3
J10007+323	Wolf 335	746572522723948672	M1.0 V	Lep13	10:00:44.29	+32:18:33.7	-1007.838±0.031	-666.024±0.026	DR3
J10020+697	LP 037-057	1070519572033023232	M4.0 V	AF15a	10:02:05.80	+69:45:29.2	-42.264±0.022	-228.154±0.023	DR3
J10023+480	BD+48 1829	82322872106707392	M1.0 V	PMSU	10:02:21.75	+48:05:19.7	-633.074±0.022	-1474.827±0.021	DR3
J10027+149	G 43-23	615779464207025152	M4.0 V	PMSU	10:02:42.45	+14:59:13.0	157.021±0.113	-235.646±0.098	DR3
J10028+484	G 195-055	823290156279169152	M5.5 V+	AF15a	10:02:49.32	+48:27:33.1	-330.600±4.700	-273.900±4.700	PPMXL
J10035+059	NLTT 23292	3873461954734052736	M3.5 V	PMSU	10:03:33.36	+05:57:48.0	-564.561±0.029	-164.249±0.031	DR3
J10040+187	TYC 1415-1123-1	626609103984573056	M0.5 V	Lep13	10:04:05.98	+18:47:45.1	-156.389±0.455	-226.391±0.699	DR2
J10043+503	NLTT 23293	824017070904063104	M2.5 V	Lep13	10:04:21.46	+50:23:13.4	-141.079±0.016	-202.336±0.016	DR3
J10067+417	G 116-077	806893276814027008	M0.5 V	PMSU	10:06:43.81	+41:42:52.7	-250.573±0.040	-408.633±0.041	DR3
J10068-127	2MASS J10065210-1246543	3765463764741153024	M4.5 V	AF15a	10:06:52.10	-12:46:54.4	-107.600±5.300	2.100±5.300	PPMXL
J10069+126	LP 489-035	3881626244798724480	M1.5 V	Lep13	10:06:57.84	+12:40:52.3	-321.489±0.022	-43.752±0.017	DR3
J10079+692	LP 037-075	1070382098718626176	M4.0 V	PMSU	10:07:59.33	+69:14:45.7	-909.029±0.016	24.440±0.017	DR3
J10087+027	LP 549-023	3836540220745072384	M3.0 V	Lep13	10:08:44.60	+02:43:56.8	-82.276±0.027	-449.023±0.027	DR3
J10087+355	Wolf 346	753558104807022080	M1.5 V	Reid04	152.176308	35.547462	192.380±0.026	133.239±0.021	DR3
J10088+692	TYC 4384-1735-1	1070387905514406400	M0.5 V	Lep13	10:08:51.81	+69:16:35.6	196.633±0.011	17.627±0.013	DR3
J10094+512	LP 127-132	848178083009862656	M4.0 V	PMSU	10:09:29.97	+51:17:19.7	-439.844±0.025	-827.856±0.022	DR3
J10094+544	2MASS J10092678+5424247	852544209323820416	M2.0 V	Lep13	10:09:26.76	+54:24:24.6	65.020±0.020	-134.631±0.018	DR3
J10117+353	G 118-037	753332560729770496	M4.0 V	PMSU	10:11:43.95	+35:18:44.1	128.088±0.016	-250.648±0.016	DR3
J10120-026	GJ 381	3828751074215823872	M2.5 V+	AF15a	10:12:04.67	-02:41:05.2	526.769±0.800	-600.650±0.652	DR2
J10122-037	AN Sex	3828238392559860992	M1.5 V	PMSU	10:12:17.67	-03:44:44.4	-152.760±0.028	-243.693±0.028	DR3
J10125+570	LP 092-048	104552523191254784	M3.5 V	Lep13	10:12:34.78	+57:03:49.0	-344.076±0.034	-533.275±0.034	DR3
J10130+233	G 54-18	726205714791433984	M3.5 V	AF15a	10:13:00.26	+23:20:49.9	164.766±0.057	-252.090±0.049	DR3
J10133+467	LP 167-017	810434666326580224	M5.5 V	PMSU	10:13:20.95	+46:47:25.8	-253.383±0.032	-81.778±0.040	DR3
J10143+210	DK Leo	628827128175694976	M0.5 V+	Lep13	10:14:19.16	+21:04:29.8	-119.552±0.277	-191.194±0.279	DR2
J10148+213	G 54-19	628865130046268672	M4.5 V	AF15a	10:14:53.12	+21:23:46.0	-183.972±0.313	-222.352±0.236	DR3
J10151+314	G 118-43A	742898500326087552	M4.0 V+	PMSU	10:15:06.94	+31:25:10.4	-54.909±0.034	-213.009±0.033	DR3
J10155-164	WT 1774	5673125406825164544	M4.0 V	AF15a	10:15:35.35	-16:28:23.3	-442.490±0.041	183.850±0.032	DR3
J10158+174	LSPM J1015+1729	622339455521105280	M3.5 V	Lep13	10:15:53.94	+17:29:27.1	290.676±0.031	6.391±0.030	DR3
J10167-119	GJ 386	3765772972322477696	M3.0 V	PMSU	10:16:45.95	-11:57:42.4	-417.614±0.036	-604.201±0.041	DR3

Table B.1: Identifiers, spectral type, 2MASS coordinates in epoch J2000, proper motions, and distances of Carmencita stars (continued).

Karmn	Name	Gaia DR3	SpT	Ref. <sup>a</sup>	$\alpha$ (J2000)	$\delta$ (J2000)	$\mu_{\alpha} \cos \delta$ [mas a <sup>-1</sup> ]	$\mu_{\delta}$ Ref. <sup>b</sup> [mas a <sup>-1</sup> ]	$d$ Ref. <sup>c</sup> [pc]
J10182-204	NLTT 23956	5668221005144096896	M4.5 V+	Ria06	10:18:13.84	-20:28:41.1	-396.411±0.042	114.396±0.046	DR3
J10185-117	LP 729-54	3767281845873242112	M4.0 V	Scho05	10:18:35.14	-11:43:00.2	-341.537±0.032	-247.747±0.032	DR3
J10196+198	AD Leo	625453654702751872	M3.0 V	AF15a	10:19:36.28	+19:52:12.0	-498.620±0.028	-43.428±0.026	DR3
J10200+289	G 118-051	741275934694972800	M3.0 V	AF15a	10:20:00.80	+28:57:12.8	-469.838±0.021	-201.493±0.020	DR3
J10206+492	G 196-019	846793900950016768	M2.5 V	PMSU	10:20:37.75	+49:17:45.3	-368.542±0.018	-135.124±0.020	DR3
J10238+438	LP 212-062	806039471675754112	M5.0 V	AF15a	10:23:51.86	+43:53:33.1	178.675±0.022	3.952±0.031	DR3
J10240+366	HAT 182-00646	753198111073583488	M3.5 V	AF15a	10:24:05.07	+36:39:32.5	-20.981±0.165	-146.555±0.117	DR3
J10243+119	StKM 1-852	3883368588478223360	M2.0 V	PMSU	10:24:20.19	+11:57:20.6	-24.569±0.023	176.230±0.020	DR3
J10251-102	BD-09 3070	3767878708888402816	M1.0 V	PMSU	10:25:10.84	-10:13:43.3	-693.181±0.027	121.469±0.022	DR3
J10255+263	G 54-26	728496959385070208	M3.5 V	PMSU	10:25:30.31	+26:23:17.7	-322.350±0.023	-495.558±0.023	DR3
J10260+504E	LP 127-372	847330325186182912	M4.0 V	PMSU	10:26:03.27	+50:27:21.6	-376.177±0.021	-541.840±0.024	DR3
J10260+504W	LP 127-371	847330222106968064	M4.0 V	PMSU	10:26:02.61	+50:27:08.7	-368.903±0.022	-540.958±0.025	DR3
J10273+799	2MASS J10272334+7959511	1133037803187201664	M2.0 V	Lep13	10:27:23.25	+79:59:51.4	-94.589±0.327	-86.705±0.474	DR3
J10278+028	G 55-21	3856858160539107584	M3.5 V	AF15a	10:27:49.65	+02:51:37.2	-491.116±0.171	-105.835±0.166	DR3
J10284+482	G 146-035	834495451075108864	M3.5 V	PMSU	10:28:27.90	+48:14:20.2	600.300±4.800	-154.100±4.800	PPMXL
J10286+322	G 118-61A	748118401712712320	M2.5 V	PMSU	10:28:41.32	+32:14:18.9	-468.233±0.034	174.958±0.034	DR3
J10289+008	BD+01 2447	3855208897392952192	M2.0 V	PMSU	10:28:55.55	+00:50:27.6	-602.992±0.024	-731.882±0.021	DR3
J10303+328	G 118-066	748536181771608704	M3.5 V	PMSU	10:30:23.70	+32:50:13.5	-395.524±0.029	-386.494±0.026	DR3
J10315+570	LP 92-176	854769723937106560	M4.5 V	PMSU	10:31:30.77	+57:05:17.7	-67.164±0.012	172.779±0.012	aDR3
J10320+033	2MASS J10320226+0318547	3856935336807018368	M2.0 V	Lep13	10:32:02.27	+03:18:55.1	38.605±0.093	-12.501±0.105	DR3
J10345+463	LP 167-64	830705262697930240	M3.0 V	PMSU	10:34:30.17	+46:18:08.8	-412.075±0.019	-102.769±0.024	DR3
J10350-094	LP 670-017	3762071530853756928	M3.0 V	Scho05	10:35:01.12	-09:24:38.6	228.170±0.030	-185.194±0.029	DR3
J10354+694	LP 037-179	1073206263054159104	M3.5 V+	PMSU	10:35:26.99	+69:26:58.7	-1653.638±0.247	-641.530±0.293	DR3
J10359+288	RX J1035.9+2853	735219962087569792	M3.0 V	AF15a	10:35:57.27	+28:53:31.5	-122.012±0.417	-71.866±0.385	DR3
J10360+051	RY Sex	385896247076028288	M3.5 V	PMSU	10:36:01.22	+05:07:12.8	-654.121±0.065	127.511±0.057	DR3
J10364+415	G 146-48	780370406354833920	M2.5 V	Lep13	10:36:26.82	+41:30:06.3	255.887±0.467	-218.724±0.463	DR3
J10367+153	RX J1036.7+1521	3886019480945496576	M3.5 V+	Dae07	10:36:44.84	+15:21:39.9	110.210±0.095	-78.939±0.076	DR3
J10368+509	LP 127-502	835398287562006784	M4.5 V	AF15a	10:36:48.16	+50:55:03.9	248.873±0.174	-199.641±0.212	DR3
J10379+127	LP 490-42 A	3884641758516220544	M3.0 V+	Lep13	10:37:55.27	+12:46:37.3	-222.410±0.474	17.673±0.419	DR3
J10384+485	LP 167-071	834162608290205312	M3.0 V	PMSU	10:38:29.79	+48:31:44.8	-196.270±0.021	-87.870±0.025	DR3
J10385+354	LP 262-400	751145975699350656	M2.5 V	Lep13	10:38:33.24	+35:29:49.4	-441.418±0.025	266.971±0.022	DR3
J10389+250	StKM 1-873	724229140777022208	M2.0 V	Lep13	10:38:56.84	+25:05:40.2	-176.347±0.021	-73.625±0.016	DR3
J10396-069	GJ 399	3774789959807192064	M2.5 V	PMSU	10:39:40.56	-06:55:25.5	-717.936±0.021	-104.818±0.019	DR3
J10403+015	TYC 254-88-1	3807678452833410688	M1.0 V	Lep13	10:40:21.47	+01:34:37.4	-48.530±0.028	-50.607±0.023	DR3
J10416+376	GJ 1134	751975660302006784	M4.5 V	PMSU	10:41:37.88	+37:36:39.2	-1457.066±0.032	-358.658±0.031	DR3
J10430-092	WT 1827	3762231926405726720	M5.5 V+	AF15a	10:43:02.85	-09:12:40.9	-1975.450±0.320	365.831±0.314	DR3
J10443+124	LP 490-063	3872383986278067968	M3.5 V	AF15a	10:44:18.82	+12:25:11.5	-274.620±0.029	-730±0.022	DR3
J10448+324	LP 316-604 A	737756599837263104	M3.0 V+	PMSU	10:44:52.67	+32:24:41.7	-213.113±0.755	-22.786±0.706	DR3
J10453+385	BD+39 2376	776067089642433664	M0.5 V+	Lep13	10:45:21.49	+38:30:42.4	-38.183±0.093	150.414±0.091	DR3
J10456-191	BD-18 3019A	3554395813252625920	M0.5 V	PMSU	10:45:39.09	-19:06:51.7	-1869.916±0.026	-599.844±0.022	DR3
J10460+096	G 44-35	3869489010817484544	M3.5 V	PMSU	10:46:03.93	+09:41:51.3	-113.723±0.030	-263.899±0.024	DR3
J10472+404	LP 213-67	779689606794219136	M8.0 V+	Clos03	10:47:12.61	+40:26:43.7	-298.288±0.067	-33.258±0.070	DR3
J10474+025	Ross 895	3809351492919091968	M2.0 V+	Lep13	10:47:24.28	+02:35:32.0	175.185±1.711	46.568±1.700	DR2
J10482-113	LP 731-058	3757613049856225792	M6.5 V	AF15a	10:48:12.61	-11:20:09.6	579.019±0.066	-1530.076±0.058	DR3
J10485+191	LP 431-069	3986412584848128000	M3.0 V	PMSU	10:48:32.58	+19:09:02.0	233.683±0.022	-106.590±0.018	DR3
J10497+355	GJ 1138	750586216906847104	M4.5 V+	PMSU	10:49:45.63	+35:32:51.1	-700.864±0.554	-1048.669±0.418	DR3

Table B.1: Identifiers, spectral type, 2MASS coordinates in epoch J2000, proper motions, and distances of Carmencita stars (continued).

Karmin	Name	Gaia DR3	SpT	Ref. <sup>a</sup>	$\alpha$ (J2000)	$\delta$ (J2000)	$\mu_{\alpha} \cos \delta$ [mas a <sup>-1</sup> ]	$\mu_{\delta}$ Ref. <sup>b</sup> [mas a <sup>-1</sup> ]	$d$ Ref. <sup>c</sup> [pc]
J10504+331	G 119-037	737721385400747520	M4.0 V	PMSU	10:50:26.01	+33:06:04.2	51.997±0.221	-636.211±0.206	DR3
J10506+517	LP 128-032	837177915851182080	M3.5 V	PMSU	10:50:38.24	+51:45:01.5	-191.376±0.020	3.297±0.027	DR3
J10508+068	EE Leo	3864615459886222464	M4.0 V	AF15a	10:50:52.03	+06:48:29.3	-856.289±0.031	-818.583±0.029	DR3
J10513+361	LP 263-035	774690093062727040	M3.0 V+	PMSU	10:51:20.58	+36:07:25.5	-189.402±0.043	-59.083±0.040	DR3
J10520+005	G 45-11	3807875127975955328	M4.3 V+	Shk10	10:52:03.27	+00:32:38.5	-407.593±0.230	.702±0.234	DR3
J10520+139	GJ 403	3873066031380105216	M3.5 V	PMSU	10:52:04.24	+13:59:51.3	-1124.692±0.031	199.039±0.027	DR3
J10522+059	NLTT 25568	3864228496219589120	M5.0 V	PMSU	10:52:14.25	+05:55:09.8	-695.520±0.047	-670.279±0.039	DR3
J10546-073	LP 671-008	3763681215875388288	M4.0 V+	AF15a	10:54:41.96	-07:18:33.4	-171.402±0.223	-373.133±0.209	DR3
J10555-093	LP 671-010	3759774208680370688	M3.5 V	PMSU	10:55:34.47	-09:21:25.9	-266.672±0.028	448.918±0.022	DR3
J10563+042	2MASS J10562225+0415459	3815775943655043072	M2.5 V	AF15a	10:56:22.26	+04:15:46.2	56.028±0.044	-99.143±0.029	DR3
J10564+070	CN Leo	3864972938605115520	M6.0 V	AF15a	10:56:28.92	+07:00:53.0	-3866.338±0.081	-2699.215±0.069	DR3
J10576+695	BD+70 639	1072844970405231104	M0.0 V	Lep13	10:57:38.09	+69:35:47.8	-629.996±0.013	58.354±0.014	DR3
J10584-107	LP 731-076	3758629475341196672	M5.0 V	AF15a	10:58:27.99	-10:46:30.5	-192.999±0.041	-83.965±0.033	DR3
J11000+228	Ross 104	398987164339438208	M2.5 V	PMSU	11:00:04.26	+22:49:58.6	-426.958±0.024	-282.298±0.023	DR3
J11003+728	G 254-11A	1078684751537435136	M2.0 V	Lep13	11:00:23.87	+72:52:23.9	-159.458±0.026	-392.004±0.025	DR3
J11008+120	2E 2371	3871653498240785280	M5.0 V	PMSU	11:00:50.42	+12:04:10.7	139.301±0.163	-125.565±0.112	DR3
J11013+030	G 45-27	3814642931282607104	M4.0 V	PMSU	11:01:19.66	+03:00:17.2	1074.026±0.055	-402.291±0.050	DR3
J11014+568	StKM 1-902	856919367958918016	M1.0 V	Lep13	11:01:27.10	+56:52:04.2	-194.577±0.015	-11.216±0.021	DR3
J11023+165E	LP 431-071	3969885761146749824	M1.0 V	PMSU	11:02:19.31	+16:30:29.7	-16.592±0.023	-163.253±0.021	DR3
J11023+165W	LP 431-070	398689609004982912	M1.0 V	PMSU	11:02:18.04	+16:30:33.4	-17.018±0.025	-167.510±0.020	DR3
J11026+219	DS Leo	3969885761146749824	M1.0 V	Lep13	11:02:38.34	+21:58:01.7	142.771±0.022	-51.661±0.018	DR3
J11030+037	Wolf 360	3814988693329859456	M2.5 V	AF15a	11:03:04.27	+03:44:22.6	110.400±4.200	-218.200±4.200	PPMXL
J11031+152	LP 431-050	3969483511689036864	M3.5 V	Lep13	11:03:08.47	+15:17:51.8	-417.400±1.200	-95.400±4.400	PPMXL
J11031+366	LP 263-064	762920503987026816	M3.5 V	PMSU	11:03:09.99	+36:39:08.6	-188.457±0.024	30.199±0.022	DR3
J11033+359	Lalande 21185	7628154703562110464	M1.5 V	AF15a	11:03:20.19	+35:58:11.5	-580.057±0.026	-4776.589±0.030	DR3
J11036+136	LP 491-051	3968118399284369280	M4.0 V+	Lep13	11:03:21.26	+13:37:57.0	-193.080±0.088	76.542±0.084	DR3
J11042+400	LP 214-026	777005625896147072	M0.0 V	Lep13	11:04:15.92	+40:00:16.8	-200.597±0.023	-103.777±0.020	DR3
J11044+304	LSPM J1104+3027	733540939112687104	m3 V	Karmin	11:04:28.55	+30:27:31.5	-163.211±0.016	-40.488±0.015	DR3
J11054+435	BD+44 2051A	778947814402602752	M1.0 V	AF15a	11:05:28.58	+43:31:36.4	-4406.469±0.031	938.527±0.028	DR3
J11055+435	WX UMa	778947608243864320	M5.5 V	AF15a	11:05:30.89	+43:31:17.9	-4339.850±0.045	960.696±0.041	DR3
J11055+450	G 176-8	782266484092919808	M0.0 V	PMSU	11:05:33.69	+45:00:31.2	146.134±0.063	-208.030±0.107	DR3
J11057+102	LP 491-060	386808005538587840	M2.5 V	PMSU	11:05:43.14	+10:14:09.4	609.539±0.024	-703.360±0.018	DR3
J11075+437	HAT 141-00828	779004301812603008	M3.0 V	AF15a	11:07:32.05	+43:45:56.3	-117.656±0.024	-4.116±0.025	DR3
J11081-052	GJ 1142	3788190605663811840	M3.0 V	PMSU	11:08:06.54	-05:13:47.1	-55.027±0.026	-439.737±0.021	DR3
J11108+479	G 176-015	789568993653179648	M4.0 V	PMSU	11:10:51.52	+47:57:02.0	-294.605±0.011	-521.348±0.017	DR3
J11110+304E	HD 97101A	732857558276385664	K7 V	Gra03	11:11:05.17	+30:26:45.7	591.600±0.024	-197.124±0.030	DR3
J11110+304W	HD 97101B	732856080807636224	M2.0 V	Lep13	11:11:02.54	+30:26:41.3	604.907±0.019	-206.054±0.019	DR3
J11113+434	G 122-2A	77858492243886464	M2.5 V+	PMSU	11:11:19.82	+43:25:03.0	-638.589±0.023	-452.734±0.021	DR3
J11118+335	CW UMa	758200712885953280	M3.5 V	PMSU	11:11:51.74	+33:32:11.2	-175.974±0.026	116.547±0.026	DR3
J11126+189	StKM 1-928	3972130276695660288	M1.5 V	PMSU	11:12:38.97	+18:56:05.4	-20.813±0.030	6.629±0.020	DR3
J11131+002	BD+01 2535	3804108716535576960	M0.0 V	Lep13	11:13:10.07	+00:14:19.8	-413.900±1.300	-194.000±1.100	PPMXL
J11151+734	HD 97584B	1078773262224027648	M2.5 V	AF15a	11:15:10.98	+73:28:36.0	-376.694±0.021	123.774±0.020	DR3
J11152+194	G 56-26	3978179338700027008	M3.5 V	PMSU	11:15:12.41	+19:27:11.9	182.653±0.026	-479.047±0.022	DR3
J11152-181	LP 792-009	3558266708748472960	M3.0 V	PMSU	11:15:15.51	-18:07:35.9	141.405±0.030	-739.676±0.021	DR3
J11154+410	G 122-008	765531741023636992	M3.5 V	Lep13	11:15:26.59	+41:05:16.2	88.160±0.024	-230.770±0.029	DR3
J11159+553	StKM 1-932	844152289904253312	M0.5 V	PMSU	11:15:54.03	+55:19:50.6	-178.204±0.012	-91.460±0.016	DR3



Table B.1: Identifiers, spectral type, 2MASS coordinates in epoch J2000, proper motions, and distances of Carmencita stars (continued).

Karmin	Name	Gaia DR3	SpT	Ref. <sup>a</sup>	$\alpha$ (J2000)	$\delta$ (J2000)	$\mu_{\alpha} \cos \delta$ [mas a <sup>-1</sup> ]	$\mu_{\delta}$ Ref. <sup>b</sup> [mas a <sup>-1</sup> ]	$d$ Ref. <sup>c</sup> [pc]
J11195+466	LP 169-022	788357434914248448	M5.5 V	GR97	11:19:30.61	+46:41:43.1	308.054±0.053	-608.611±0.062	DR3
J11200+658	SZ UMa	1057318835428596096	M0.0 V+	PMSU	11:20:04.83	+65:50:47.3	-2946.718±0.016	181.947±0.018	DR3
J11201-104	LP 733-099	3590516110255264000	M2.0 V	Ria06	11:20:06.10	-10:29:46.7	-197.889±0.048	19.840±0.044	DR3
J11214-204	HD 98712B	3545469496823737984	M2.5 V+	AF15a	11:21:26.59	-20:27:09.4	220.400±0.030	-129.231±0.019	DR3
J11216+061	GJ 1146	3814369840081992448	M3.0 V	PMSU	11:21:38.50	+06:08:26.0	-766.231±0.030	-1582.666±0.025	DR3
J11231+258	LP 374-039	3994492865736279552	M5.0 V	PMSU	11:23:07.97	+25:53:36.8	-1010.919±0.073	-323.127±0.068	DR3
J11233+448	G 122-020	784185681638625408	M2.5 V	PMSU	11:23:20.62	+44:48:38.7	-321.859±0.020	-140.315±0.029	DR3
J11237+085	Wolf 386	3914019231742221568	M0.5 V	PMSU	11:23:44.57	+08:33:48.6	-1003.373±0.021	193.094±0.020	DR3
J11238+106	BPM 87356	3915627198778363264	M0.5 V	Lep13	11:23:49.95	+10:37:08.2	155.461±0.228	-77.032±0.200	DR3
J11239-183	LP 792-020	354632682170832128	M3.0 V	PMSU	11:23:57.30	-18:21:48.8	-611.098±0.042	-45.767±0.033	DR3
J11240+381	IRXS J112405.0+380809	764072689093638528	M4.5 V	AF15a	11:24:04.36	+38:08:10.9	121.323±0.025	-12.345±0.037	DR3
J11247+675	Ross 448	1060761818652187008	M1.0 V	Lep13	11:24:45.65	+67:33:12.3	314.991±0.015	-235.036±0.016	DR3
J11249+024	StKM 1-941	3810811579936440960	M1.0 V	Lep13	11:24:58.77	+02:28:24.5	-232.694±0.020	146.874±0.017	DR3
J11254+782	G 253-50	11290780838403584	M2.0 V	PMSU	11:25:29.42	+78:15:56.2	-640.852±0.019	202.663±0.026	DR3
J11266+379	HAT 183-00276	761026462064121472	M2.0 V	Lep13	11:26:37.59	+37:56:23.6	-142.566±0.046	-49.268±0.049	DR3
J11276+039	BD+04 2470	3812756203689026048	M0.0 V	Lep13	11:27:38.57	+03:58:35.9	-97.463±0.034	14.092±0.021	DR3
J11289+101	Wolf 398	3915363693944966528	M3.5 V	PMSU	11:28:56.26	+10:10:39.2	-750.328±0.058	557.946±0.043	DR3
J11302+076	K2-18	3910747531814692736	M2.5 V	Benn17	11:30:14.52	+07:35:18.3	-80.479±0.026	-133.007±0.023	DR3
J11306-080	LP 672-042	3592769731134725248	M3.5 V	AF15a	11:30:41.83	-08:05:43.0	-353.579±0.031	257.638±0.021	DR3
J11307+549	StKM 1-950	844502106400567552	M1.0 V	Lep13	11:30:43.74	+54:57:27.4	32.446±0.013	106.572±0.016	DR3
J11311-149	LP 732-035	3560746351897773952	M4.5 V	PMSU	11:31:08.39	-14:57:21.3	405.825±0.055	-1374.421±0.033	DR3
J11315+022	LP 552-068	3800049044727527936	M2.5 V	Lep13	11:31:32.86	+02:13:43.0	-607.032±0.025	-510.035±0.020	DR3
J11317+226	BD+23 2359	3980560507224374400	M0.5 V	PMSU	11:31:43.39	+22:40:01.7	-584.663±0.020	32.819±0.017	DR3
J11351-056	LP 673-013	3593710810008880768	M4.5 V	PMSU	11:35:07.34	-05:39:23.1	300.582±0.028	-948.163±0.017	DR3
J11355+389	G 122-34A	766993095440455520	M3.5 V+	PMSU	11:35:31.92	+38:55:37.0	-719.720±1.271	-227.106±1.324	DR2
J11376+587	Ross 112	858104955021488640	M2.5 V	PMSU	11:37:38.94	+58:42:42.6	-309.040±0.066	-275.570±0.074	DR3
J11404+770	G 254-027	1080741250599118720	M2.0 V	Lep13	11:40:29.68	+77:04:18.9	-542.392±0.014	6.283±0.016	DR3
J11417+427	Ross 1003	772430527947893632	M4.0 V	PMSU	11:41:44.64	+42:45:07.1	-575.528±0.026	-89.799±0.025	DR3
J11420+147	Ross 115	3924206653650135168	M3.0 V	PMSU	11:42:01.73	+14:46:36.3	-272.128±0.025	226.389±0.023	DR3
J11421+267	Ross 905	4017860992519744384	M2.5 V	AF15a	11:42:11.09	+26:42:23.7	895.088±0.026	-813.550±0.025	DR3
J11423+230	LP 375-23	3980045523465047168	M0.5 V	Lep13	11:42:18.37	+23:01:36.7	-204.891±0.018	41.839±0.019	DR3
J11433+253	LTT 13220	4005307284150108800	M4.0 V	PMSU	11:43:23.54	+25:18:13.6	-228.535±0.180	-23.839±0.156	DR3
J11451+183	LP 433-047	3974796042637565696	M4.0 V	AF15a	11:45:11.90	+18:20:58.4	-293.259±0.033	-288.390±0.042	DR3
J11467-140	GJ 443	3573119499842945280	M3.0 V	PMSU	11:46:42.91	-14:00:51.8	710.865±0.041	-786.174±0.032	DR3
J11470+700	G 236-81A	1061671217847343872	M4.0 V	PMSU	11:47:05.45	+70:01:58.3	-345.426±0.179	-35.258±0.186	DR3
J11474+667	IRXS J114728.8+664405	1057008189034348032	M5.0 V	AF15a	11:47:28.57	+66:44:02.7	-110.014±0.145	-1.091±0.171	DR3
J11476+002	LP 613-49A	3795993633527490560	M4.0 V	PMSU	11:47:40.75	+00:15:20.1	-314.284±0.034	-100.757±0.022	DR3
J11476+786	GJ 445	1129149723913123456	M3.5 V	PMSU	11:47:41.39	+78:41:28.2	748.418±0.024	480.804±0.026	DR3
J11477+008	FI Vir	3796072592206250624	M4.0 V	PMSU	11:47:44.40	+00:48:16.4	607.299±0.034	-1223.028±0.023	DR3
J11483-112	LP 733-024	3587227436617483648	M3.0 V	PMSU	11:48:19.40	-11:17:14.3	-732.346±0.033	-42.941±0.021	DR3
J11485+076	G 10-52	3911410464311357568	M3.5 V	AF15a	11:48:35.48	+07:41:40.6	136.331±0.032	-174.173±0.033	DR3
J11496+220	BPM 87650	4000696001102416000	M0.0 V	Lep13	11:49:40.47	+22:03:53.1	-126.141±0.049	-40.621±0.063	DR3
J11509+483	GJ 1151	786834302080370304	M4.5 V	PMSU	11:50:57.72	+48:22:38.6	-1545.069±0.023	-962.724±0.054	DR3
J11511+352	BD+36 2219	4031586157514097024	M1.5 V	AF15a	11:51:07.34	+35:16:19.2	-273.156±0.015	253.404±0.016	DR3
J11519+075	RX J1151.9+0731	3899393459350372224	M2.5 V	Lep13	11:51:56.82	+07:31:26.5	-126.451±0.030	-81.684±0.023	DR3
J11521+039	StM 162	3895876671408042496	M4.0 V+	Lep13	11:52:09.80	+03:57:23.7	70.991±0.421	-141.877±0.388	DR3

Table B.1: Identifiers, spectral type, 2MASS coordinates in epoch J2000, proper motions, and distances of Carmencita stars (continued).

Karmin	Name	Gaia DR3	SpT	Ref. <sup>a</sup>	$\alpha$ (J2000)	$\delta$ (J2000)	$\mu_{\alpha} \cos \delta$ [mas a <sup>-1</sup> ]	$\mu_{\delta}$ Ref. <sup>b</sup> [mas a <sup>-1</sup> ]	$d$ Ref. <sup>c</sup> [pc]
J11529+244	G 121-028	4004586348119642240	M4.5 V	PMSU	11:52:57.92	+24:28:45.6	-316.083±0.022	79.696±0.019 DR3	16.771±0.006 DR3
J11532-073	GJ 452	3595317540095019520	M2.5 V	PMSU	11:53:16.09	-07:22:27.7	-166.758±0.032	-507.762±0.022 DR3	19.513±0.012 DR3
J11533+430	TYC 3016-577-1	769673124584743808	M1.0 V	Lep13	11:53:22.99	+43:02:57.1	168.693±0.015	-54.245±0.013 DR3	28.196±0.021 DR3
J11538+069	LP 553-059	3899128064731508736	M6.0 V	PMSU	11:53:52.68	+06:59:56.3	314.535±0.078	-894.185±0.074 DR3	14.894±0.022 DR3
J11541+098	Ross 119	3912369208386557440	M3.5 V	PMSU	11:54:07.89	+09:48:22.8	85.268±0.040	-801.681±0.057 DR3	11.524±0.005 DR3
J11549-021	2MASS J11545693-0206091	360218979270909504	M3.0 V	AF15a	11:54:56.93	-02:06:09.2	-95.452±0.033	50.034±0.021 DR3	24.630±0.020 DR3
J11551+009	Ross 129	3795389692406967424	M1.5 V	PMSU	11:55:07.21	+00:58:25.5	-740.362±0.028	32.227±0.015 DR3	25.519±0.014 DR3
J11557-189	LP 793-044	3543109704351294848	M3.5 V	PMSU	11:55:44.28	-18:54:31.6	522.786±0.027	-312.511±0.016 DR3	23.744±0.015 DR3
J11557-227	LP 851-346	3493736924979792768	M7.5 V	Raj13	11:55:42.85	-22:24:58.8	-374.500±0.060	-187.218±0.043 DR3	10.957±0.009 DR3
J11575+118	Ross 122	3919427007885527680	M2.0 V	PMSU	11:57:32.80	+11:49:39.9	-682.390±0.030	240.135±0.019 DR3	25.298±0.018 DR3
J11582+425	G 122-058	768904428518069888	M4.0 V	PMSU	11:58:17.62	+42:34:29.0	133.333±0.021	-375.817±0.022 DR3	21.786±0.012 DR3
J11585+595	G 197-038	846580561334531200	M0.0 V+	Lep13	11:58:35.03	+59:33:22.2	-712.919±0.043	-933±0.038 DR3	43.076±0.072 DR3
J11589+426	G 122-060	768899274557813376	M1.5 V	PMSU	11:58:59.46	+42:39:39.7	-327.000±0.400	68.700±0.400 Gal15	27.200±0.500 Karmin
J12006-138	LP 734-11A	3573665957121306240	M3.5 V	PMSU	12:00:36.88	-13:49:36.6	-477.063±0.068	-376±0.047 DR3	25.571±0.042 DR3
J12016-122	LTT 4484	3574523370032644992	M3.0 V	PMSU	12:01:40.78	-12:13:53.9	-54.634±0.048	-231.197±0.040 DR3	24.780±0.028 DR3
J12023+285	GJ 455	4007861690179758464	M2.5 V+	PMSU	12:02:18.07	+28:35:14.2	-787.346±0.584	-47.742±0.408 DR3	17.506±0.164 DR3
J12054+695	Ross 689	1683609076745527680	M4.0 V	PMSU	12:05:29.68	+69:32:22.6	-456.848±0.024	-55.222±0.027 DR3	15.432±0.005 DR3
J12057+784	LSPM J1205+7825	1717366591979606528	M2.5 V	Lep13	12:05:47.08	+78:25:51.3	-204.060±0.052	18.973±0.054 DR3	21.176±0.018 DR3
J12063-132	StM 164	3571116463688908544	M3.5 V+	Ria06	12:06:22.14	-13:14:56.2	79.968±0.634	-64.135±0.639 DR3	30.442±0.612 DR3
J12088+303	IRXS J120847.7+302120	4014093550287412736	M2.5 V	Yi14	12:08:49.52	+30:21:00.9	89.828±0.019	-26.850±0.020 DR3	28.291±0.016 DR3
J12093+210	StM 165	3951744987519137152	M2.5 V	AF15a	12:09:21.82	-21:03:07.8	-104.733±0.231	-122.554±0.153 DR3	37.232±0.285 DR3
J12100-150	LP 734-032	3569610404187997696	M3.5 V	PMSU	12:10:05.60	-15:04:17.0	-56.437±0.038	-712.957±0.042 DR3	12.259±0.005 DR3
J12104-131	LP 734-034	3571124882669324800	M4.5 V	AF15a	12:10:28.38	-13:10:24.0	246.435±0.037	-343.499±0.031 DR3	21.991±0.016 DR3
J12109+410	G 123-008	153623290890349952	M0.0 V	Lep13	12:10:56.89	+41:03:28.0	8.847±0.013	229.267±0.015 DR3	22.084±0.007 DR3
J12111-199	LTT 4562	3517841209157902720	M3.0 V	PMSU	12:11:11.76	-19:57:38.1	-212.868±0.024	-184.260±0.022 DR3	12.742±0.004 DR3
J12112-199	LP 794-031	3517841140438425600	M3.5 V	PMSU	12:11:16.95	-19:58:21.7	-205.054±0.034	-188.459±0.034 DR3	12.746±0.006 DR3
J12121+488	G 122-74A	1546465994985741184	M2.5 V+	PMSU	12:12:11.36	+48:49:03.4	198.027±0.015	-170.298±0.022 DR3	26.565±0.020 DR3
J12122+714	LP 039-066	168425277365708544	M3.0 V	Lep13	12:12:15.13	+71:25:23.4	-372.055±0.026	314.464±0.024 DR3	23.806±0.011 DR3
J12123+544N	BD+55 1519 B	1573086507223498496	M3.0 V	PMSU	12:12:21.14	+54:29:23.2	239.392±0.021	89.639±0.022 DR3	15.244±0.006 DR3
J12123+544S	HD 238090	1573086442800134272	M0.0 V	PMSU	12:12:20.86	+54:29:08.7	232.525±0.011	92.148±0.011 DR3	15.249±0.003 DR3
J12124+121	2MASS J12122605+1211381	3908382241785577600	M2.0 V	AF15a	12:12:26.07	+12:11:38.1	-72.897±0.028	7.927±0.017 DR3	35.610±0.030 DR3
J12124+396	G 123-013	1535794513079329920	M1.0 V+	PMSU	12:12:29.43	+39:40:27.6	164.079±0.253	-153.445±0.287 DR3	28.690±0.275 DR3
J12133+166	IV Com	394658254328792192	M1.0 V	PMSU	12:13:20.46	+16:41:39.7	-501.761±0.024	-458.302±0.015 DR3	29.986±0.020 DR3
J12142+006	GJ 1154	3698534434669937024	M5.0 V+	PMSU	12:14:16.55	+00:37:26.4	-951.336±0.056	-284.049±0.039 DR3	8.088±0.003 DR3
J12144+245	G 59-7	4002350285065884032	M2.0 V	PMSU	12:14:26.02	+24:35:26.4	11.567±0.027	-371.348±0.022 DR3	27.262±0.020 DR3
J12151+487	BD+49 2126	1545795533411708032	M0.5 V	Lep13	12:15:08.82	+48:43:57.2	-226.138±0.047	-50.550±0.068 DR3	22.832±0.048 DR3
J12154+391	G 123-016	1532844111064539904	M1.5 V	PMSU	12:15:28.39	+39:11:14.6	-334.061±0.023	50.970±0.026 DR3	26.946±0.020 DR3
J12156+526	StKM 2-809	154810760020207488	M4.0 V	Lep13	12:15:39.36	+52:39:08.8	105.242±0.117	-1.125±0.137 DR3	25.097±0.098 DR3
J12162+508	RX J1216.2+5053	154752969400723968	M4.0 V+	AF15a	12:16:15.08	+50:53:37.9	-79.566±0.033	34.131±0.043 DR3	38.121±0.080 aDR3
J12168+029	GJ 1155	3701290326205270784	M3.0 V+	PMSU	12:16:51.86	+02:58:04.9	-651.185±0.044	258.328±0.031 DR3	23.353±0.019 DR3
J12168+248	2MASS J12165262+2451052	4002440548098640896	M1.5 V	Lep13	12:16:52.62	+24:51:05.1	-4.882±0.024	51.624±0.017 DR3	27.222±0.014 DR3
J12169+311	Sand 39	4013826162803146752	M3.5 V	PMSU	12:16:58.43	+31:09:23.3	-126.486±0.054	-41.644±0.051 DR3	38.487±0.082 DR3
J12189+111	GL Vir	3907283967108054528	M5.0 V	PMSU	12:18:59.40	+11:07:33.8	-1269.771±0.056	203.444±0.033 DR3	6.464±0.002 DR3
J12191+318	G 148-43	4015371320237436800	M4.0 V+	Lep13	12:19:05.93	+31:50:43.5	-295.607±0.065	5.138±0.080 DR3	28.411±0.062 DR3
J12194+283	Wolf 408	4010201828880793984	M0.0 V	PMSU	12:19:24.09	+52:22:56.5	-647.702±0.031	79.243±0.029 DR3	23.865±0.018 DR3
J12198+527	StKM 1-1007	1572081660971176552	M0.0 V	Lep13	12:19:48.06	+22:46:45.0	-170.583±0.011	-121.768±0.014 DR3	28.752±0.012 DR3

Table B.1: Identifiers, spectral type, 2MASS coordinates in epoch J2000, proper motions, and distances of Carmencita stars (continued).

Karmn	Name	Gaia DR3	SpT	Ref. <sup>a</sup>	$\alpha$ (J2000)	$\delta$ (J2000)	$\mu_{\alpha} \cos \delta$ [mas a <sup>-1</sup> ]	$\mu_{\delta}$ Ref. <sup>b</sup> [mas a <sup>-1</sup> ]	$d$ Ref. <sup>c</sup> [pc]
J12199+364	G 123-036	1519311253230298880	M1.0 V	Lep13	12:29:55.05	+36:26:42.4	134.277±0.067	-154.022±0.111	DR3
J12204+005	BD+01 2684	3699797150759489792	M0.0 V+	PMSU	12:20:25.53	+00:35:00.8	54.186±0.093	-27.133±0.075	DR3
J12214+306E	Sand 57	4015042738059517568	M5.0 V	Jah08	12:21:26.73	+30:38:37.6	-191.036±0.027	-253.760±0.038	DR3
J12214+306W	Sand 58	4015042738059517440	M4.5 V	Jah08	12:21:27.05	+30:38:35.7	-209.779±0.071	-267.270±0.098	DR3
J12217+682	G 237-061	1683228851880827136	M3.0 V	Lep13	12:21:47.49	+68:16:04.0	-376.969±0.023	205.658±0.021	DR3
J12223+251	Wolf 409	4008237757516459392	M0.0 V	PMSU	12:22:21.27	+25:10:11.8	-693.516±0.033	-205.027±0.025	DR3
J12225+123	BD+28 2110	400907091045107584	M0.0 V	Lep13	12:22:34.07	+27:36:17.0	-145.612±0.019	-29.342±0.019	DR3
J12228-040	G 13-33	3693059553959836032	M4.5 V+	AF15a	12:22:50.60	-04:04:46.4	-252.300±0.400	-67.900±0.300	CC21
J12230+640	Ross 690	1584088431025057792	M3.0 V	PMSU	12:23:00.16	+64:01:51.0	-673.116±0.018	373.311±0.021	DR3
J12235+279	Wolf 411	4009947704255866752	M0.0 V	Lep13	12:23:34.71	+27:54:47.7	-137.496±0.018	120.760±0.017	DR3
J12235+671	G 237-064	1680921595450031232	M2.5 V+	PMSU	12:23:33.20	+67:11:18.5	235.487±0.394	-129.316±0.410	DR3
J12238+125	HD 107888	3908605030329021440	M0.0 V	Lep13	12:23:53.55	+12:34:48.9	39.663±0.027	-168.754±0.018	DR3
J12248-182	Ross 695	35197855236727576384	M2.0 V	PMSU	12:24:52.50	-18:14:32.3	1095.592±0.025	-2309.019±0.024	DR3
J12251+604	G 197-57	158165747953592256	m0.5 V	Karmn	12:25:06.05	+60:25:06.3	-197.943±0.013	-6.062±0.013	DR3
J12269+270	CX Com	4009083969152655872	M4.5 V	Reid04	12:26:57.36	+27:00:53.7	89.937±0.303	-250.280±0.268	DR3
J12274+374	G 148-061	1531805244374691584	M1.5 V	Lep13	12:27:29.42	+37:26:33.4	-225.447±0.016	105.937±0.023	DR3
J12277-032	G 13-39A	3693536394118295808	M3.5 V+	Scho05	12:27:44.70	-03:15:00.8	-293.683±0.043	-28.984±0.029	DR3
J12288-106N	Ross 948 A	3578493912678529152	M2.0 V	PMSU	12:28:52.95	-10:39:50.8	-280.423±0.056	-1.317±0.042	DR3
J12288-106S	Ross 948 B	3578493912677730048	M2.0 V	PMSU	12:28:53.16	-10:39:48.6	-279.622±0.030	3.774±0.023	DR3
J12290+417	Wolf 414	3902745286187581312	M3.5 V+	PMSU	12:28:57.59	+08:25:31.1	-638.329±0.803	-243.232±0.550	DR3
J12292+535	Gf 1159 A	1534831272173203072	M3.5 V+	PMSU	12:29:02.92	+41:43:49.4	-187.672±0.060	-216.383±0.081	DR3
J12294+229	LP 377-100	15723666022165982080	M3.5 V	PMSU	12:29:14.42	+53:32:44.9	-1221.394±0.018	134.777±0.024	DR3
J12299-054E	LP 675-077	3953011178238339584	M4.0 V	PMSU	12:29:27.12	+22:59:46.7	-172.387±0.030	-22.383±0.027	DR3
J12299-054W	LP 675-076	3680612223339219328	M4.0 V	PMSU	12:29:54.65	-05:27:20.5	-560.820±0.061	-293.695±0.048	DR3
J12312+086	BD+09 2636	3902785006045478656	M0.5 V	Lep13	12:31:15.81	+08:48:38.2	-636.242±0.035	-522.109±0.025	DR3
J12323+315	LP 321-035	40124940070106667264	M3.0 V	PMSU	12:32:20.31	+31:35:59.8	-421.028±0.224	215.904±0.223	DR3
J12324+203	StKM 1-1021	3949199167129128832	M2.5 V	PMSU	12:32:26.32	+20:23:27.6	42.596±0.032	25.261±0.030	DR3
J12327+682	LP 039-249	1682536812390422912	M0.0 V	Lep13	12:32:44.97	+68:15:45.1	-108.630±0.015	-186.491±0.015	DR3
J12332+090	Wolf 424 A	3902874650601954816	M5.0 V+	PMSU	12:33:17.37	+09:01:15.3	-1710.468±0.554	203.098±0.451	DR3
J12349+322	2MASS J12345401+3214279	4012632746010535296	M3.5 V	AF15a	12:34:54.00	+32:14:28.0	22.622±0.046	76.618±0.045	DR3
J12350+098	Gf 476	3903318372263850368	M2.5 V	PMSU	12:35:00.71	+09:49:42.6	-449.179±0.032	-319.150±0.029	DR3
J12363-043	LP 675-019	3680418881090968576	M3.0 V	PMSU	12:36:22.86	-04:22:39.5	-483.254±0.039	-138.285±0.029	DR3
J12364+352	G 123-045	1518564478676515712	M4.5 V	AF15a	12:36:28.63	+35:12:00.8	-357.600±0.098	-116.001±0.181	DR3
J12368-019	2MASS J12365214-0159007	3683234524210341376	M3.5 V	AF15a	12:36:52.13	-01:59:00.8	-161.031±0.034	-73.259±0.026	DR3
J12373-208	LP 795-038	3515253160648329088	M4.0 V	Scho05	12:37:21.57	-20:52:35.5	-40.110±0.031	-427.790±0.024	DR3
J12387-043	Gf 1162	3680458326070745728	M3.5 V	PMSU	12:38:47.27	-04:19:17.1	-748.134±0.053	-198.354±0.035	DR3
J12388+116	Wolf 433	3928391218812375808	M3.0 V	PMSU	12:38:52.44	+11:41:46.1	-1155.756±0.034	24.263±0.006	DR3
J12390+470	G 123-049	1542896911520969600	M2.0 V	PMSU	12:39:04.70	+47:02:23.1	384.668±0.025	-118.333±0.034	DR3
J12397+255	LP 377-036	3959759155975996672	M4.5 V	Bus98	12:39:43.53	+25:30:45.8	-179.931±0.016	-159.116±0.016	DR3
J12416+482	G 198-071	1543433713713273344	M1.0 V	PMSU	12:41:37.89	+48:14:24.8	216.581±0.013	-157.822±0.017	DR3
J12417+567	RX J1241.7+5645	1577483492879086464	M3.5 V	AF15a	12:41:47.37	+56:45:13.7	116.233±0.033	-607±0.030	DR3
J12428+418	G 123-055	1534239391319888384	M4.0 V	Lep13	12:42:49.88	+41:53:47.1	-548.833±0.027	40.576±0.024	DR3
J12436+251	Sand 128	3960988409975710080	M3.0 V	PMSU	12:43:36.05	+25:06:21.8	-367.696±0.238	-43.525±0.181	DR3
J12440-111	LP 735-029	3530383784971799680	M4.5 V	AF15a	12:44:00.74	-11:10:30.4	-478.939±0.044	-153.024±0.029	DR3
J12470+466	Ross 991	1542683331386097280	M2.5 V	AF15a	12:47:00.99	+46:37:33.4	-761.356±0.021	-298.652±0.028	DR3

Table B.1: Identifiers, spectral type, 2MASS coordinates in epoch J2000, proper motions, and distances of Carmencita stars (continued).

Karmn	Name	Gaia DR3	SpT	Ref. <sup>a</sup>	$\alpha$ (J2000)	$\delta$ (J2000)	$\mu_{\alpha} \cos \delta$ [mas a <sup>-1</sup> ]	$\mu_{\delta}$ Ref. <sup>b</sup> [mas a <sup>-1</sup> ]	$d$ Ref. <sup>c</sup> [pc]
J12471-035	LP 616-013	3681919233426269056	M3.0 V	PMSU	12:47:09.78	-03:34:17.7	-507.947±0.048	-13.643±0.044	DR3
J12479+097	Wolf 437	3735000631158990976	M3.5 V	PMSU	12:47:56.62	+09:45:05.0	-1008.267±0.040	-460.034±0.033	DR3
J12481+472	G 123-061	1543076475509704192	M3.5 V	PMSU	12:48:09.75	+47:13:32.2	198.606±0.151	-558.950±0.170	DR3
J12485+495	RX J1248.5+4933	1567471477437161344	M3.5 V	Lep13	12:48:34.49	+49:33:54.0	108.582±0.328	-16.921±0.415	DR3
J12490+661	DP Dra	1677568531661779072	M3.0 V+	PMSU	12:49:02.76	+66:06:36.9	-434.990±1.730	-105.610±1.730	HIP2
J12495+094	Wolf 439	3734930606012228096	M3.5 V	PMSU	12:49:34.20	+09:28:31.1	-425.300±0.045	33.707±0.052	DR3
J12505+269	LTT 13677	3961593107011514368	M3.5 V	PMSU	12:50:34.57	+26:55:23.1	-185.600±4.400	-172.600±4.400	PPMIXL
J12508-213	DENIS J125052.6-212113	3502592975744957824	M7.5 V	Lod05	12:50:52.65	-21:21:13.6	449.812±0.203	-331.422±0.131	DR3
J12513+221	LP 377-78 A	3954959611626259712	M3.0 V	PMSU	12:51:23.91	+22:06:15.0	-177.272±0.357	45.051±0.364	DR3
J12576+352E	BF CVn	1515952176488267008	M1.5 V+	JA674	12:57:40.26	+35:13:29.6	-277.648±0.205	-107.826±0.149	DR3
J12576+352W	BD+36 2322B	1515952176488266496	M4.0 V+	PMSU	12:57:39.31	+35:13:19.1	-284.577±0.222	-140.731±0.169	DR2
J12583+405	LP 041-165	1526985908816139008	M1.5 V+	Lep13	12:58:21.66	+40:33:23.2	219.900±0.539	-153.858±0.578	DR3
J12594+077	LP 556-064	3730621070186855424	M5.0 V	PMSU	12:59:24.04	+07:43:54.8	-677.915±0.047	.024±0.035	DR3
J13000-056	Ross 972	3677448412989388032	M3.0 V	PMSU	13:00:03.95	-05:37:47.8	-344.025±0.061	43.662±0.039	DR3
J13005+056	FN Vir	3705324881045028992	M4.5 V	PMSU	13:00:33.52	+05:41:08.0	-940.630±0.081	227.750±0.071	DR3
J13007+123	DT Vir	3737308025029348608	M2.0 V+	Mons01	13:00:46.56	+12:22:32.7	-628.715±0.184	-33.472±0.133	DR3
J13019+335	G 164-038	1467576173127694464	M1.0 V	Lep13	13:01:56.50	+33:35:25.4	-422.977±0.026	-152.507±0.022	DR3
J13027+415	G 123-084	1527405136279905280	M3.5 V	AF15a	13:02:47.43	+41:31:09.6	-547.181±0.020	-183.239±0.027	DR3
J13047+559	GJ 497 A	1564804508903241088	M0.5 V+	Lep13	13:04:46.60	+55:54:10.1	-164.873±0.017	29.309±0.022	DR3
J13054+371	G 164-42A	1522552819667939352	M2.5 V+	PMSU	13:05:29.84	+37:08:10.3	-286.856±0.122	-192.075±0.095	DR3
J13068+308	Sand 214	1466009540856759680	M5.0 V	PMSU	13:06:50.31	+30:50:54.0	182.154±0.022	-474.771±0.015	DR3
J13084+169	MCC 686	3937082209690529408	M1.0 V	PMSU	13:08:24.77	+16:58:19.2	-117.043±1.752	-43.388±1.499	DR2
J13088+163	LP 437-012	3936630138611885312	M2.5 V	PMSU	13:08:50.54	+16:22:03.8	-527.923±1.661	-183.406±1.545	DR2
J13089+490	StKM 1-1049	1554835340053676800	M0.5 V	PMSU	13:08:55.62	+49:04:49.4	-99.313±0.012	56.442±0.016	DR3
J13095+289	NLTT 33085	1461125613285603840	M4.0 V	PMSU	13:09:34.97	+28:59:06.4	-338.560±0.025	-203.980±0.018	DR3
J13102+477	G 177-025	155443377991815808	M5.0 V	AF15a	13:10:12.63	+47:45:18.7	-636.059±0.022	-616.392±0.029	DR3
J13113+285	LP 322-936	1461049369026235904	M5.0 V	PMSU	13:11:21.62	+28:32:41.5	-404.025±0.017	-448.008±0.014	DR3
J13118+253	LP 378-688	1447300972552225024	M5.0 V	PMSU	13:11:51.79	+25:20:50.9	-462.939±0.037	-171.362±0.022	DR3
J13119+658	PM J13119+6550	1678074272650459008	M3.0 V	Dem20	13:11:59.56	+65:50:01.7	-150.557±0.014	-25.339±0.013	DR3
J13130+201	GJ 1168	3940052815229913344	M3.5 V	PMSU	13:13:04.77	+20:11:26.7	-610.280±0.044	146.806±0.047	DR3
J13140+038	G 62-18	3716608138087936128	M3.0 V	PMSU	13:14:05.84	+03:53:58.9	-736.059±0.048	9.571±0.039	DR3
J13142+792	G 255-29A	1718226375712852992	M1.0 V	Lep13	13:14:15.50	+79:14:48.4	-251.958±0.024	-157.826±0.025	DR3
J13143+133	NLTT 33370	3742871034173807488	M6.0 V+	AF15a	13:14:20.35	+13:20:00.8	-247.400±1.200	-185.200±1.100	Gall15
J13165+278	GJ 1169	1461507384337635840	M3.5 V	PMSU	13:16:32.84	+27:52:29.8	-742.078±0.037	230.821±0.023	DR3
J13167-123	LP 737-014	3621610157353795584	M3.5 V	AF15a	13:16:45.41	-12:20:20.4	-284.937±0.703	-52.054±0.506	DR3
J13168+170	HD 115404B	3936909723803146496	M0.5 V	AF15a	13:16:51.55	+17:00:59.9	649.666±0.031	-263.937±0.026	DR3
J13168+231	LP 378-924	1445977882106817024	M1.5 V	PMSU	13:16:53.07	+23:10:07.0	267.773±0.024	-93.430±0.013	DR3
J13179+362	G 164-062	1474445475101294848	M1.0 V	AF15a	13:17:58.40	+36:17:56.9	-72.126±0.010	-337.410±0.014	DR3
J13180+022	G 62-28	3688439268658769408	M3.5 V+	PMSU	13:18:01.72	+02:14:02.0	-274.235±1.629	-96.565±0.765	DR2
J13182+733	PM J13182+7322	1688578280891900416	M3.5 V	AF15a	13:18:13.55	+73:22:07.3	72.055±0.027	-107.549±0.027	DR3
J13195+351E	G 164-65	1473166433840437888	M3.0 V+	PMSU	13:19:34.70	+35:06:25.2	372.826±0.025	-801.153±0.028	DR3
J13195+351W	BD+35 2436	1473166433840438016	M0.5 V+	PMSU	13:19:33.59	+35:06:36.6	389.389±0.217	-778.707±0.254	DR3
J13196+333	Ross 1007	1472718211053416320	M1.5 V	PMSU	13:19:40.13	+33:20:47.5	-298.393±0.017	-142.664±0.016	DR3
J13197+477	BD+48 2108	1552921051659352960	M0.5 V+	PMSU	13:19:45.54	+47:46:40.9	226.463±1.346	-23.813±1.234	DR2
J13209+342	BD+35 2439	1472903755640492160	M1.0 V	PMSU	13:20:58.05	+34:16:44.2	483.884±0.014	-297.069±0.016	DR3
J13215+035	LSPM J1321+0332	3715645373922988928	M1.0 V	Lep13	13:21:30.06	+03:32:59.3	84.278±0.038	173.189±0.024	DR3

Table B.1: Identifiers, spectral type, 2MASS coordinates in epoch J2000, proper motions, and distances of Carmencita stars (continued).

Karmn	Name	Gaia DR3	SpT	Ref. <sup>a</sup>	$\alpha$ (J2000)	$\delta$ (J2000)	$\mu_{\alpha} \cos \delta$ [mas a <sup>-1</sup> ]	$\mu_{\delta}$ Ref. <sup>b</sup> [mas a <sup>-1</sup> ]	$d$ Ref. <sup>c</sup> [pc]	
J13215+037	LP 557-059	3715722687629983104	M1.0 V	PMSU	13:21:35.25	+03:45:55.2	-517.614±0.038	-42.637±0.027	DR3	22.993±0.018
J13229+244	Ross 1020	1446540213584440704	M4.0 V	PMSU	13:22:56.75	+24:28:03.6	-615.705±0.044	-864.893±0.029	DR3	13.750±0.007
J13235+292	HD 116495A	14620617099959883136	M0.0 V+	Gra03	13:23:32.78	+29:14:15.0	-470.535±0.030	247.460±0.019	DR3	18.113±0.008
J13239+694	LP 040-109	1685249406359879808	M0.0 V	Lep13	13:23:56.00	+69:27:06.2	52.471±0.015	-172.193±0.014	DR3	31.420±0.012
J13247-050	G 14-52	3635087494146425600	M4.0 V	AF15a	13:24:46.49	-05:04:20.0	64.378±0.343	-303.103±0.210	DR3	24.653±0.196
J13251-114	2MASS J13251172-1126368	3611237880053847296	M3.0 V	AF15a	13:25:11.73	-11:26:37.1	-105.439±0.032	214.309±0.019	DR3	35.876±0.030
J13254+377	BD+38 2445	1476094879982450304	M0.0 V+	Lep13	13:25:28.34	+37:43:09.9	-197.810±0.013	57.412±0.015	DR3	33.748±0.025
J13255+688	2MASS J13253177+6850106	1685195530290375168	m0 V	Karmn	13:25:31.78	+68:50:10.6	-4.887±0.016	-45.886±0.015	DR3	70.642±0.061
J13260+275	PM J13260+2735A	14493018338900762880	M3.0 V	AF15a	13:26:02.70	+27:35:02.5	-2.474±0.090	72.849±0.062	DR3	45.730±0.146
J13282+300	BD+30 2400	1462178597530771456	M0.0 V	Lep13	13:28:17.76	+30:02:46.0	-185.630±0.049	-183.463±0.049	DR3	40.490±0.094
J13283-023E	Ross 486B	3637980098784983936	M4.0 V	PMSU	13:28:21.51	-02:21:31.9	155.740±0.427	-479.057±0.273	DR3	13.228±0.077
J13283-023W	Ross 486A	3637980103080627328	M3.0 V	PMSU	13:28:21.08	-02:21:37.1	152.318±0.061	-494.277±0.027	DR3	13.179±0.010
J13293+114	GH 513	3738495703745045120	M3.5 V	PMSU	13:29:21.31	+11:26:26.7	328.793±0.042	-1190.928±0.020	DR3	19.112±0.013
J13294-143	IRXS J132923.9-142206	3608139353206904192	M3.5 V	AF15a	13:29:24.09	-14:22:12.3	108.620±0.040	-41.857±0.024	DR3	24.126±0.021
J13299+102	BD+11 2576	3738099879558957952	M0.5 V	PMSU	13:29:59.79	+10:22:37.8	1127.341±0.027	-1073.888±0.014	DR3	7.628±0.002
J13300-087	Ross 476	3630015546177181952	M4.0 V	PMSU	13:30:02.80	-08:42:25.5	-1114.015±0.051	-473.859±0.029	DR3	16.056±0.011
J13305+191	GJ 1171	3746973763029907328	M4.5 V	PMSU	13:30:31.06	+19:09:34.1	-503.586±0.038	-1283.731±0.015	DR3	14.963±0.008
J13317+292	DG CVn	1450067137649786752	M4.0 V+	PMSU	13:31:46.62	+29:16:36.7	-242.834±0.524	-149.762±0.311	DR2	18.286±0.111
J13318+233	G 150-007	144306869699851008	M2.0 V	PMSU	13:31:50.58	+23:23:20.4	-280.151±0.040	47.777±0.018	DR3	19.362±0.010
J13319+311	BD+31 2500	1468339715234682112	M0.0 V+	Lep13	13:31:58.24	+31:08:05.0	-131.970±2.920	15.900±1.720	HIP2	32.010±2.680
J13326+309	LP 323-169	1468322432286288128	M4.5 V+	AF15a	13:32:39.09	+30:59:06.6	-193.150±0.255	-78.347±0.203	DR3	22.430±0.216
J13327+168	VW Com	3745619095984248448	M2.5 V+	PMSU	13:32:44.60	+16:48:39.1	288.261±0.036	-206.831±0.019	DR3	16.640±0.010
J13335+704	2MASS J13333371+7029412	1686890393104529920	M3.5 V	AF15a	13:33:33.69	+70:29:41.2	-130.815±0.027	23.625±0.023	DR3	20.417±0.008
J13343+046	BD+05 2767	3714667225186824064	M0.0 V	Lep13	13:34:21.50	+04:40:02.6	153.856±0.023	-123.409±0.013	DR3	20.422±0.011
J13348+201	LP 379-062	1249132315386361600	M3.5 V	PMSU	13:34:49.35	+20:11:38.7	50.765±0.324	-184.511±0.175	DR3	57.177±1.074
J13348+745	LP 021-568	1712527259053051392	M3.5 V	PMSU	13:34:51.57	+74:30:13.0	-436.228±0.019	-26.877±0.019	DR3	39.228±0.024
J13358+146	G 150-017	3741794788384670464	M2.5 V	Lep13	13:35:50.76	+14:41:11.8	-20.773±0.049	-274.313±0.034	DR3	25.164±0.029
J13369+229	Ross 1021	1442207244418843264	M2.5 V	PMSU	13:36:55.23	+22:58:00.9	102.433±0.042	-169.810±0.020	DR3	23.501±0.020
J13376+481	G 177-45	1552284438717188608	M4.0 V	PMSU	13:37:40.44	+48:07:54.2	-218.422±0.013	-136.691±0.015	DR3	21.189±0.007
J13378+481	BD+48 2138A	1552284674943267072	M0.0 V+	Lep13	13:37:51.22	+48:08:17.0	-241.458±0.012	-137.569±0.013	DR3	21.182±0.006
J13386+258	Ross 1022	1445407544810063232	M3.0 V	PMSU	13:38:37.05	+25:49:49.6	-579.678±0.045	69.315±0.023	DR3	22.814±0.020
J13386-115	2MASS J13384087-1132077	3610474857638415616	M4.5 V	AF15a	13:38:40.88	-11:32:07.7	149.371±0.040	-86.741±0.030	DR3	19.571±0.015
J13388-022	Ross 488	3637468383496879104	M2.0 V	PMSU	13:38:53.44	-02:15:47.3	-301.818±0.039	-77.356±0.020	DR3	18.053±0.010
J13394+461	BD+46 1889	1503625448550796032	M1.5 V+	AF15a	13:39:24.10	+46:11:11.4	-42.332±0.012	389.167±0.014	DR3	13.369±0.003
J13401+437	Ross 1026	1501656395023984640	M3.5 V	PMSU	13:40:08.79	+43:46:38.0	-1083.872±0.074	304.489±0.093	DR3	17.266±0.027
J13413-091	2MASS J13412122-0907171	3618109522784875008	M2.5 V	AF15a	13:41:21.23	-09:07:17.0	95.439±0.034	39.494±0.023	DR3	24.958±0.018
J13414+489	StM 186	1558280625379648640	M3.5 V	AF15a	13:41:27.66	+48:54:46.1	108.100±5.000	-166.400±5.000	PPMXL	17.600±0.700
J13415+148	LTT 18344	374194349733221696	M1.0 V	PMSU	13:41:31.86	+14:49:26.9	-254.690±0.266	44.498±0.169	DR3	33.145±0.258
J13417+582	StM 187	165896805903995136	M3.5 V+	Lep13	13:41:46.32	+58:15:19.8	81.775±0.067	-59.357±0.071	DR3	21.621±0.030
J13421-160	LP 798-025	3605249600427076352	M4.0 V+	PMSU	13:42:09.83	-16:00:23.3	-495.336±0.083	-49.517±0.055	DR3	20.219±0.030
J13427+332	Ross 1015	1470462322431834880	M3.5 V	Lep13	13:42:43.27	+33:17:24.3	-111.805±0.033	-712.408±0.028	DR3	9.192±0.004
J13430+090	G 63-50	3724962880270554752	M3.0 V	PMSU	13:43:01.27	+09:04:23.7	-332.079±0.487	-117.600±0.326	DR3	21.733±0.181
J13434+111	TYC 896-760-1	3726432327091417792	M0.5 V	Lep13	13:43:24.95	+11:06:44.1	72.418±0.019	-129.038±0.013	DR3	32.612±0.018
J13444+516	Ross 492	1559243419606846976	M2.0 V+	PMSU	13:44:28.31	+51:41:08.7	-758.500±5.100	-3.600±5.100	PPMXL	24.330±3.730
J13445+249	LP 379-98 A	1444367711752056960	M1.0 V	Lep13	13:44:33.67	+24:57:05.2	-244.131±0.074	-96.364±0.048	DR3	45.219±0.145
J13450+176	BD+18 2776	1244644727396803584	M0.0 V	Lep13	13:45:05.08	+17:47:07.6	450.974±0.017	-1833.253±0.012	DR3	12.913±0.003

Table B.1: Identifiers, spectral type, 2MASS coordinates in epoch J2000, proper motions, and distances of Carmencita stars (continued).

Karmn	Name	Gaia DR3	SpT	Ref. <sup>a</sup>	$\alpha$ (J2000)	$\delta$ (J2000)	$\mu_{\alpha} \cos \delta$ [mas a <sup>-1</sup> ]	$\mu_{\delta}$ Ref. <sup>b</sup> [mas a <sup>-1</sup> ]	$d$ Ref. <sup>c</sup> [pc]
J13455+609	MCC 699	1664106420528799872	M0.5 V	Lep13	13:45:31.36	+60:58:57.5	-35.828±0.020	48.891±0.018	DR3
J13457+148	HD 119850	3741297293732404352	M1.5 V	PMSU	13:45:43.78	+14:53:29.5	1776.006±0.034	-1455.156±0.017	DR3
J13458-179	LP 798-034	6294928369390563968	M3.5 V	PMSU	13:45:50.71	-17:58:05.6	-307.050±0.028	-552.440±0.023	DR3
J13477+214	BD+22 2632A	1250935029124246528	M0.0 V+	Lep13	13:47:42.40	+21:27:37.7	79.592±0.021	-89.449±0.014	DR3
J13481-137	LP 738-14	3606183188877989376	M4.5 V	Deal2	13:48:07.28	-13:44:31.6	-687.920±0.027	-513.014±0.024	DR3
J13482+236	LP 380-6	1251824607045654016	M5.5 V	PMSU	13:48:13.41	+23:36:48.7	-1482.591±0.030	122.335±0.021	DR3
J13485+563	Ross 493	16584774363990808192	M1.5 V	Lep13	13:48:35.00	+56:20:08.1	-353.542±0.017	95.017±0.018	DR3
J13488+041	Wolf 1494	37113826030072008192	M4.0 V	PMSU	13:48:48.61	+04:06:02.3	-715±0.045	-180.331±0.024	DR3
J13490+026	Wolf 1495 A	366507643374962944	M1.5 V	PMSU	13:49:01.01	+02:47:28.6	153.371±0.689	-331.739±0.421	DR3
J13503-216	LP 798-041	6288413183175704960	M3.5 V	AF15a	13:50:23.77	-21:37:19.9	-33.389±0.033	-376.525±0.032	DR3
J13507-216	LP 798-044	6288409919000551424	M3.0 V	PMSU	13:50:44.00	-21:41:27.0	-35.827±0.042	-377.351±0.033	DR3
J13508+367	Ross 1019	1495487688115551744	M3.5 V	PMSU	13:50:51.76	+36:44:17.2	-439.428±0.017	83.280±0.023	DR3
J13518+127	RX J1351.8+1247	3728528871357360512	M2.0 V	Lep13	13:51:52.92	+12:47:07.1	91.116±0.029	-10.180±0.022	DR3
J13526+144	G 150-046	3728979323253476352	M2.0 V+	PMSU	13:52:36.21	+14:25:20.2	46.333±0.030	-280.644±0.017	DR3
J13528+656	LP 066-278	1671341275759472256	M1.0 V	PMSU	13:52:50.03	+65:37:19.7	-548.276±0.086	-125.159±0.063	DR3
J13528+668	LP 066-274	1672538231604762624	M5.0 V	PMSU	13:52:50.53	+66:49:06.0	-472.049±0.026	-548.652±0.024	DR3
J13529+536	LP 097-259	1657836867788496640	M1.0 V	Lep13	13:52:55.61	+56:36:20.1	79.579±0.013	-195.525±0.014	DR3
J13534+129	BD+13 2721	372853399707693696	M0.0 V+	Lep13	13:53:27.56	+12:56:32.6	-171.758±0.343	-604.269±0.230	DR2
J13536+776	RX J1353.6+7737	17114831771000745344	M4.0 V	Lep13	13:53:38.79	+77:37:08.2	224.246±0.026	-15.123±0.025	DR3
J13537+521	PM J13537+5210A	151260210717804672	M3.5 V+	AF15a	13:53:45.90	+52:10:29.4	-2.139±0.435	-134.326±0.498	DR3
J13537+788	LTT 18361	1715209040928674560	M0.0 V	PMSU	13:53:47.15	+78:51:06.8	-252.470±0.016	116.046±0.013	DR3
J13582+125	Ross 837	3727748630418376704	M3.0 V	PMSU	13:58:13.92	+12:34:43.9	-329.603±0.042	720.342±0.028	DR3
J13582-120	LP 739-002	3612684120096472192	M4.5 V	AF15a	13:58:16.17	-12:02:59.0	-337.788±0.039	42.786±0.029	DR3
J13583-132	LP 739-003	6302599662016881664	M4.0 V	AF15a	13:58:19.59	-13:16:25.0	343.084±0.043	-59.931±0.033	DR3
J13587-000	LP 619-009	3660530536810146048	M3.5 V	PMSU	13:58:43.59	-00:04:47.9	-365.506±0.034	-402.435±0.022	DR3
J13591-198	LP 799-007	6290519435137636224	M4.0 V	PMSU	13:59:10.41	-19:50:03.7	-560.378±0.046	-187.033±0.042	DR3
J14010-026	HD 122303	3657653114880309248	M1.0 V	PMSU	14:01:03.19	-02:39:17.5	-825.463±0.025	598.433±0.020	DR3
J14019+154	GJ 536.1 A	1231492609822865152	M0.0 V+	Lep13	14:01:58.74	+15:29:41.1	101.564±0.034	-27.565±0.031	DR3
J14019+432	PM J14019+4316A	1499275398303135872	M2.5 V	AF15a	14:01:58.78	+43:16:41.7	-74.600±0.017	-35.685±0.020	DR3
J14023+136	MCC 150	1229977414080680192	M0.5 V	PMSU	14:02:19.62	+13:41:22.7	99.029±0.020	-140.622±0.014	DR3
J14024-210	LP 799-014	6289594093023609984	M3.5 V	PMSU	14:02:28.88	-21:00:36.7	482.554±0.034	-387.503±0.031	DR3
J14025+463N	BD+47 2112B	1508886439891508736	M0.5 V	PMSU	14:02:33.29	+46:20:27.1	582.106±0.021	-44.601±0.027	DR3
J14025+463S	BD+47 2112A	1508886439891509248	M0.5 V	PMSU	14:02:33.14	+46:20:23.6	575.139±0.020	-40.587±0.028	DR3
J14039+242	LSPM J1403+2440	1258193695652447488	M2.5 V	Lep13	14:03:54.81	+24:40:41.8	-57.932±0.026	150.824±0.025	DR3
J14041+207	StKM 1-1119	1247168140942467200	M1.0 V+	Lep13	14:04:09.20	+20:44:31.5	-126.245±0.015	-18.863±0.012	aDR3
J14062+693	NLTT 36313	1674396371895680000	M3.0 V	Lep13	14:06:14.89	+69:18:41.7	-77.153±0.025	-183.577±0.021	DR3
J14082+805	BD+81 465	1715791060537076608	M1.0 V	PMSU	14:08:12.98	+80:35:50.2	212.481±0.025	-543.653±0.022	DR3
J14083+758	G 255-049	1712390236711693696	M0.5 V	PMSU	14:08:22.67	+75:51:07.3	-403.555±0.314	368.181±0.301	DR3
J14121-005	LP 619-49	3659878388975310208	M2.5 V+	PMSU	14:12:10.98	-00:35:04.0	713.822±0.188	23.050±0.131	DR3
J14130-120	GQ Vir	6304110498368466048	M4.5 V+	PMSU	14:13:04.86	-12:01:26.8	-616.549±0.042	-381.585±0.030	DR3
J14142-153	LTT 5581	6298167942962279680	M3.5 V	PMSU	14:14:17.01	-15:21:12.8	-120.126±0.040	-197.313±0.033	DR3
J14144+234	LP 381-017	1254117329307682432	M3.5 V	PMSU	14:14:26.54	+23:27:33.7	-186.948±0.024	-455.119±0.023	DR3
J14152+450	Ross 992	1505105593069066880	M3.0 V	PMSU	14:15:16.98	+45:00:53.3	-674.443±0.016	-224.137±0.019	DR3
J14153+153	TYC 1469-782	1231853730673656960	M2.0 V	Lep13	14:15:20.48	+15:23:03.5	137.686±0.027	-126.271±0.024	DR3
J14155+046	GJ 1182	366817636887118208	M5.0 V+	PMSU	14:15:32.55	+04:39:31.5	-744.439±0.480	-769.544±0.336	DR3
J14157+594	LP 97-674 A	1660170581217926272	M2.0 V	Lep13	14:15:42.48	+59:27:30.2	-169.841±0.021	-71.811±0.019	DR3



Table B.1: Identifiers, spectral type, 2MASS coordinates in epoch J2000, proper motions, and distances of Carmencita stars (continued).

Karmn	Name	Gaia DR3	SpT	Ref. <sup>a</sup>	$\alpha$ (J2000)	$\delta$ (J2000)	$\mu_{\alpha} \cos \delta$ [mas a <sup>-1</sup> ]	$\mu_{\delta}$ Ref. <sup>b</sup> [mas a <sup>-1</sup> ]	$d$ Ref. <sup>c</sup> [pc]
J14159+362	G 165-058	1483977656798789120	M3.5 V	Lep13	14:15:56.38 +36:16:37.4	13:711±0.015	303.039±0.023	DR3	13.613±0.005
J14161+233	NLTT 36793	1253928453825900032	M1.0 V	Lep13	14:16:11.37 +23:23:29.2	-110.246±0.020	-170.459±0.021	DR3	27.344±0.018
J14170+105	LP 499-059	122514574747671533056	M1.5 V	PMSU	14:17:04.86 +10:35:36.0	-282.401±0.025	-106.079±0.022	DR3	20.191±0.008
J14170+317	LP 325-015	1477446592088319872	M4.0 V+	PMSU	14:17:02.87 +31:42:47.0	-582.700±4.600	-147.400±4.600	PPMXL	16.700±0.600
J14171+088	2MASS J14170731+0851363	3674840646286101888	M4.5 V+	AF15a	14:17:07.33 +08:51:36.8	-139.400±4.800	17.900±4.800	PPMXL	18.400±2.100
J14173+454	RX J1417.3+4525	1505209054532280960	M5.0 V	Gig10	14:17:22.10 +45:25:46.0	43.813±0.114	-19.347±0.128	DR3	18.991±0.043
J14174+454	BD+46 1951	1505214930047542784	M0.0 V	Lep13	14:17:24.38 +45:26:40.1	43.839±0.012	-18.274±0.014	DR3	19.433±0.005
J14175+025	RX J1417.5+0233	3666886156399692672	M3.0 V	AF15a	14:17:30.21 +02:33:43.5	-25.926±0.051	-65.502±0.041	DR3	30.109±0.038
J14177+214	LP 381-094	1252845537951676800	M1.0 V	Lep13	14:17:47.84 +21:26:01.6	-67.458±0.082	-172.535±0.080	DR3	41.836±0.207
J14179-005	G 64-63	3653827329811719680	M2.5 V	PMSU	14:17:59.05 -00:31:29.4	-279.191±0.031	-275.137±0.027	DR3	21.376±0.013
J14189+386	LP 220-078	1484855722545108096	M1.0 V	Lep13	14:18:59.04 +38:38:26.3	-698.804±0.035	-236.566±0.046	DR3	31.688±0.048
J14191-073	Wolf 534	3639794778302745088	M3.0 V	PMSU	14:19:11.01 -07:18:11.9	-1118.026±0.029	-758.579±0.025	DR3	17.530±0.008
J14194+029	NLTT 36959	3666992950762141312	M5.0 V	AF15a	14:19:29.58 +02:54:36.5	-195.373±0.037	-149.846±0.038	DR3	20.922±0.013
J14200+390	IZ Boo	1484942233437321728	M2.5 V	PMSU	14:20:04.68 +39:03:01.4	-20.008±0.019	68.680±0.022	DR3	36.002±0.030
J14201-096	Ross 848	6329012134635132544	M3.5 V	PMSU	14:20:07.37 -09:37:13.4	-608.765±0.040	-838.845±0.033	DR3	13.827±0.008
J14210+275	G 166-021	1259754903380357504	M2.5 V+	PMSU	14:21:03.47 +27:35:32.9	-284.357±0.047	100.714±0.050	DR3	32.488±0.058
J14212-011	LP 620-003	3652796572020424448	M3.5 V	PMSU	14:21:15.12 -01:07:19.8	168.858±0.036	-626.455±0.029	DR3	13.373±0.006
J14215-079	2MASS J14213406-0755165	3639512375613095424	M4.0 V	AF15a	14:21:34.06 -07:55:16.6	-96.895±0.041	-87.404±0.031	DR3	23.745±0.020
J14219+376	LP 270-068	1484535762028915712	M1.5 V	Lep13	14:21:55.12 +37:39:50.3	365.162±0.015	-294.986±0.020	DR3	30.314±0.018
J14227+164	NLTT 37131	1232349301180166016	M5.0 V	AF15a	14:22:43.41 +16:24:46.4	-189.893±0.024	47.779±0.018	DR3	33.097±0.025
J14231-222	LP 857-029	6276491659631783424	M4.0 V	PMSU	14:23:07.81 -22:17:09.1	-277.069±0.025	-470.450±0.020	DR3	24.388±0.013
J14249+088	LP 500-019	1175938925836488448	M2.5 V	PMSU	14:24:55.98 +08:53:15.5	547.784±0.046	160.722±0.039	DR3	13.024±0.008
J14251+518	tet Boo B	160489408265509632	M2.5 V	AF15a	14:25:11.58 +51:49:53.1	-239.504±0.034	-403.994±0.033	DR3	14.532±0.007
J14255-118	2MASS J14253413-1148515	6327575515318207104	M4.0 V	AF15a	14:25:34.12 -11:48:51.5	-296.765±0.078	-5.572±0.064	DR3	31.957±0.088
J14257+236E	BD+24 2733B	1254694882149817728	M0.5 V	PMSU	14:25:46.65 +23:37:13.7	793.442±0.014	-1118.911±0.016	DR3	16.340±0.005
J14257+236W	BD+24 2733A	1254695603704323712	M0.0 V	PMSU	14:25:43.47 +23:37:01.5	792.552±0.014	-1116.405±0.016	DR3	16.330±0.005
J14259+142	StKM 1-1155	1254760314970612864	M0.0 V	Lep13	14:25:55.93 +14:12:10.1	-59.615±0.024	-30.350±0.018	DR3	157.920±0.465
J14269+241	LSPM J1426+2408	1254789096552470400	M1.0 V	Lep13	14:26:58.82 +24:08:57.0	-160.163±0.023	-4.237±0.024	DR3	34.123±0.032
J14279-003N	GJ 1183B	3652910403833716864	M4.5 V	PMSU	14:27:56.40 -00:22:19.2	-363.165±0.040	52.544±0.030	DR3	17.534±0.010
J14279-003S	GJ 1183A	3652910371473481344	M4.5 V	PMSU	14:27:56.07 -00:22:31.1	-361.152±0.040	41.699±0.029	DR3	17.542±0.010
J14280+139	LP 500-035	1227705135863076864	M7.5 V	Lep09	14:28:04.16 +13:56:13.3	-365.415±0.059	-495.513±0.056	DR3	13.230±0.010
J14282+053	LP 560-026	3669916071144145920	M3.5 V	Lep13	14:28:17.58 +05:18:45.8	-372.564±0.073	-65.359±0.056	DR3	18.989±0.025
J14283+053	LP 560-027	3669916380381791104	M3.0 V	Lep13	14:28:21.52 +05:19:01.3	-373.085±0.039	-60.178±0.028	DR3	18.965±0.012
J14294+155	Ross 130	1229089524081628416	M2.0 V	PMSU	14:29:29.70 +15:31:57.5	-1054.776±0.025	1299.313±0.019	DR3	14.220±0.004
J14299+295	G 166-033	1284379875033869952	M4.0 V	PMSU	14:29:59.54 +29:34:02.5	-228.041±0.018	-470.343±0.017	DR3	26.147±0.011
J14306+597	LP 098-079	1618010323247026560	M6.5 V	Jen09	14:30:37.79 +59:43:24.9	-808.202±0.058	157.397±0.053	DR3	9.969±0.004
J14307-086	BD-07 3856	6328672145023976960	M0.5 V	Gra03	14:30:47.72 -08:38:46.8	-1270.991±0.019	-238.517±0.017	DR3	15.782±0.004
J14310-122	Wolf 1478	6324308389531786112	M3.5 V	PMSU	14:31:01.16 -12:17:46.0	-408.104±0.037	-398.695±0.030	DR3	10.882±0.004
J14312+754	2MASS J14311348+7526423	1701602958196086528	M4.0 V	AF15a	14:31:13.43 +75:26:42.2	-198.585±0.025	-32.814±0.026	DR3	14.485±0.004
J14320+738	G 255-055	1699770557644460160	M2.0 V	Lep13	14:32:02.71 +73:49:25.2	-186.833±0.019	-116.078±0.017	DR3	23.523±0.008
J14321+081	LP 560-035	1172618435080418176	M6.0 V	New14	14:32:08.51 +08:11:31.2	-477.096±0.044	10.059±0.039	DR3	12.729±0.006
J14321+160	LP 440-038	1235125877277843840	M4.0 V	PMSU	14:32:10.81 +16:00:49.3	178.425±0.031	-70.527±0.026	DR3	15.777±0.007
J14322+496	LP 174-355	1603611493015735296	M3.5 V	PMSU	14:32:14.54 +49:39:05.9	-583.044±0.018	-107.680±0.019	DR3	18.253±0.006
J14331+610	G 224-13A	1618370615167692544	M2.5 V+	Lep13	14:33:06.48 +61:00:44.3	205.998±0.095	-22.116±0.113	DR3	21.337±0.035
J14342-125	HN Lib	6324325225803423230	M4.0 V	PMSU	14:34:16.81 -12:31:10.4	-355.138±0.053	593.040±0.043	DR3	6.253±0.002
J14366+143	StKM 1-1170	1227978914258412160	M1.0 V	Lep13	14:36:38.92 +14:21:52.2	55.750±0.030	24.190±0.025	DR3	48.696±0.070

Table B.1: Identifiers, spectral type, 2MASS coordinates in epoch J2000, proper motions, and distances of Carmencita stars (continued).

Karmin	Name	Gaia DR3	SpT	Ref. <sup>a</sup>	$\alpha$ (J2000)	$\delta$ (J2000)	$\mu_{\alpha} \cos \delta$ [mas a <sup>-1</sup> ]	$\mu_{\delta}$ Ref. <sup>b</sup> [mas a <sup>-1</sup> ]	$d$ Ref. <sup>c</sup> [pc]	
J14368+583	LP 098-132	1611087248283201024	M2.5 V+	PMSU	14:36:52.99	+58:20:55.0	615.499±0.037	-707.485±0.046	DR3	18.456±0.012
J14371+756	LSPM J1437+7536N	1701585301586364032	M2.0 V	Lep13	14:37:09.24	+75:36:57.0	163.744±0.022	-145.830±0.019	DR3	17.831±0.005
J14376+677	G 239-022	1670501214515838720	M1.5 V	Lep13	14:37:39.92	+67:45:32.0	-213.460±0.076	182.830±0.080	DR3	39.414±0.098
J14388+422	GPM 219.718548+42.229288	1489976179921954432	M1.5 V	Lep13	14:38:51.85	+42:13:44.1	-134.584±0.098	-8.316±0.183	DR3	37.310±0.110
J14415+064	LP 560-066	1171574685013520640	M1.5 V	Lep13	14:41:33.02	+06:27:46.6	-281.802±0.028	-337.848±0.023	DR3	32.283±0.025
J14423+660	G 239-025	1669449084967071872	M2.0 V+	Lep13	14:42:21.58	+66:03:20.8	-299.031±0.018	-38.615±0.021	DR3	10.931±0.002
J14438+667	NLTT 38291	1669544020924221312	M1.0 V	Lep13	14:43:51.27	+66:44:32.7	-233.016±0.018	115.729±0.020	DR3	38.206±0.023
J14469+170	Ross 994	123475638356786560	M1.5 V	Lep13	14:46:59.82	+17:05:09.1	-539.755±0.026	-97.998±0.025	DR3	32.184±0.026
J14472+570	RX J1447.2+5701	161317177017676928	M4.0 V	AF15a	14:47:13.52	+57:01:54.9	75.900±4.700	-32.600±4.700	PPMXL	22.000±1.000
J14485+101	G 66-27	1174910745025793152	M3.5 V	AF15a	14:48:33.16	+10:06:57.6	-342.835±0.030	-115.976±0.029	DR3	34.253±0.034
J14501+323	LP 326-034	1283453536492339328	M3.5 V	AF15a	14:50:11.13	+32:18:16.9	13.162±0.015	-192.937±0.024	DR3	31.437±0.025
J14511+311	LP 326-038	1283125607149311360	M4.0 V	Lep13	14:51:10.40	+31:06:40.3	-342.558±0.026	-184.969±0.043	DR3	13.048±0.007
J14524+123	G 66-37	1181472011945052928	M2.0 V	PMSU	14:52:28.53	+12:23:32.8	-61.326±0.020	-227.715±0.019	DR3	20.669±0.007
J14525+001	G 66-36	3651079615894552448	M2.0 V	PMSU	14:52:32.16	+00:10:08.1	104.898±0.172	-336.092±0.137	DR3	34.422±0.183
J14538+235	Ross 52A	1266092694561970432	M3.5 V+	PMSU	14:53:51.40	+23:33:21.0	-692.033±0.043	90.610±0.055	DR3	11.428±0.008
J14544+161	CE Boo	1187851653287128576	M1.0 V	AF15a	14:54:29.24	+16:06:03.8	279.117±0.022	-117.908±0.021	DR3	9.948±0.002
J14544+355	Ross 1041	1293234723208262144	M3.5 V	PMSU	14:54:27.91	+35:32:57.0	149.386±0.020	-841.224±0.025	DR3	14.927±0.005
J14548+099	Ross 1028	1174189362318863488	M1.0 V	PMSU	14:54:53.48	+09:56:36.5	-312.047±0.034	-401.649±0.035	DR3	24.795±0.024
J14549+411	LP 222-015	1489063619631578496	M4.5 V	PMSU	14:54:54.94	+41:08:48.3	-235.933±0.012	136.372±0.014	DR3	47.879±0.031
J14557+072	G 66-42	1161042158187967232	M0.5 V	Lep13	14:55:48.00	+07:17:51.6	-170.406±0.078	-247.416±0.071	DR3	39.389±0.121
J14564+168	G 136-035	1188044308340155648	M1.5 V	Lep13	14:56:28.10	+16:48:34.2	50.435±0.054	-320.182±0.055	DR3	44.369±0.108
J14574-214	HD 131976	6232511606838403968	M1.0 V+	PMSU	14:57:28.00	-21:24:55.7	1031.472±0.068	-1723.619±0.055	DR3	5.886±0.002
J14575+313	Ross 53A	1288369418620932608	M2.0 V+	Jen09	14:57:32.30	+31:23:44.5	-696.278±0.039	-1162.229±0.054	DR3	42.416±0.107
J14578+566	GI 1187	1612801833587498240	M5.5 V	PMSU	14:57:53.73	+56:39:24.5	280.411±0.028	-646.938±0.040	DR3	11.467±0.003
J15009+454	BD+45 2247	1586968533015434624	M0.5 V+	Lep13	15:00:55.57	+45:25:34.6	225.065±0.025	328.520±0.031	DR3	11.708±0.003
J15011+071	Ross 1030	116061211702571776	M3.5 V	PMSU	15:01:10.74	+07:09:47.9	-495.467±0.239	-87.741±0.217	DR3	31.322±0.269
J15011+354	Ross 1042	129176361101228800	M1.5 V	PMSU	15:01:11.78	+35:27:14.9	151.542±0.015	-273.449±0.019	DR3	23.685±0.011
J15013+055	G 15-2	1159745146784043264	M3.0 V	PMSU	15:01:20.11	+05:32:55.5	83.465±0.035	-442.629±0.031	DR3	15.028±0.007
J15018+550	LP 135-097	1600405046142657408	M3.5 V	PMSU	15:05:49.45	+55:04:43.2	-453.403±0.172	162.329±0.208	DR3	20.513±0.070
J15030+704	LP 041-431	1695111789438813312	M3.0 V	Lep13	15:03:02.42	+70:26:07.9	-232.048±0.021	379.570±0.020	DR3	24.816±0.010
J15043+294	GI 575.1	1275744757390360064	M2.5 V	PMSU	15:04:22.26	+29:28:42.6	242.749±0.020	-167.063±0.028	DR3	29.954±0.027
J15043+603	Ross 1051	1615982823805660544	M1.0 V	PMSU	15:04:18.50	+60:23:04.5	-657.308±0.020	178.163±0.017	DR3	17.081±0.004
J15049-211	LP 801-053	623184008011876992	M4.5 V	PMSU	15:04:58.28	-21:07:00.7	-656.604±0.024	-198.824±0.020	DR3	24.600±0.014
J15060+453	HAT 147-00476	1586260928563008256	M1.5 V	Lep13	15:06:02.85	+45:21:52.4	114.984±0.015	25.726±0.019	DR3	42.654±0.029
J15073+249	BD+25 2874	1264654395913772416	M0.0 V	Lep13	15:07:23.58	+24:56:07.9	-845.741±0.011	494.217±0.015	DR3	19.032±0.006
J15079+762	LSPM J1507+7613	1701943978599634816	M4.5 V	AF15a	15:07:57.21	+76:13:59.2	-127.637±0.044	163.099±0.038	DR3	29.661±0.024
J15081+623	LSPM J1508+6221	1619631553141649152	M4.0 V+	AF15a	15:08:11.83	+62:21:53.3	-129.029±0.170	194.739±0.164	DR3	28.061±0.114
J15095+031	Ross 1047	1155276250492687616	M3.0 V	PMSU	15:09:35.59	+03:10:00.6	-602.122±0.020	481.241±0.019	DR3	14.609±0.004
J15100+193	G 136-072	1212774313804554752	M4.0 V	PMSU	15:10:04.82	+19:21:27.5	5.825±0.031	-452.213±0.032	DR3	17.369±0.010
J15118-102	G 151-034	6319027263385067264	M4.5 V	PMSU	15:11:50.60	-10:14:18.1	-967.883±0.032	-250.196±0.028	DR3	15.266±0.007
J15119+179	LP 442-017	1211589731374380544	M3.5 V	PMSU	15:11:55.96	+17:57:16.4	-415.699±0.028	-562.848±0.024	DR3	24.335±0.016
J15126+457	G 179-020	1587576253706543232	M4.0 V+	PMSU	15:12:38.19	+45:43:46.9	-385.928±0.488	338.943±0.598	DR3	19.016±0.177
J15147+645	G 224-057	1644116440141321344	M3.5 V	AF15a	15:14:46.80	+64:33:44.0	-418.500±5.100	393.700±5.100	PPMXL	17.500±0.300
J15151+333	LP 272-063	1278393790136075904	M2.0 V	AF15a	15:15:07.05	+33:18:02.6	-90.417±0.017	-118.234±0.020	DR3	23.574±0.011
J15156+638	2MASS J15153756+6349528	1619867810703874688	M1.5 V	Lep13	15:15:37.58	+63:49:52.7	44.312±0.018	-118.658±0.019	DR3	31.213±0.014
J15166+391	LP 222-065	1388684770725399296	M6.5 V	Met15	15:16:40.72	+39:10:48.4	-202.877±0.037	-61.549±0.052	DR3	17.642±0.012

Table B.1: Identifiers, spectral type, 2MASS coordinates in epoch J2000, proper motions, and distances of Carmencita stars (continued).

Karmin	Name	<i>Gaia</i> DR3	SpT	Ref. <sup>a</sup>	$\alpha$ (J2000)	$\delta$ (J2000)	$\mu_{\alpha} \cos \delta$ [mas a <sup>-1</sup> ]	$\mu_{\delta}$ Ref. <sup>b</sup> [mas a <sup>-1</sup> ]	<i>d</i> Ref. <sup>c</sup> [pc]
J15188+292	StKM 1-1229	12751217175452240512	M1.0 V	Lep13	15:18:49.84	+29:15:07.4	-73.825±0.291	-64.702±0.439	49.572±1.284
J15191-127	LP 742-061	6314466489153193344	M4.0 V+	PMSU	15:19:11.74	-12:45:06.1	-735.535±0.309	-197.601±0.260	21.533±0.148
J15193+678	LP 068-073	1645838309711074944	M3.0 V	PMSU	15:19:18.66	+67:51:17.5	-464.380±0.022	402.121±0.020	25.424±0.011
J15194-077	HO Lib	6322070093095493504	M3.0 V	PMSU	15:19:26.83	-07:43:20.2	-1221.278±0.037	-97.229±0.027	6.300±0.001
J15197+046	2MASS J15194584+0439344	1155910118945913728	M4.0 V	AF15a	15:19:45.85	+04:39:34.4	28.853±0.029	98.373±0.027	16.741±0.008
J15210+309	2MASS J15210067+3057012	1276875089700429952	M2.5 V	Lep13	15:21:00.68	+30:57:01.2	-97.644±0.020	-17.810±0.022	24.082±0.014
J15214+042	TYC 344-504-1	442479824136705792	M1.5 V	Lep13	15:21:25.30	+04:14:49.3	87.934±0.024	37.772±0.020	27.173±0.017
J15218+209	OT Ser	1214160733157163008	M1.5 V	PMSU	15:21:52.93	+20:58:39.9	81.503±0.023	128.078±0.022	11.451±0.003
J15219+185	LP 442-037	1209100608847430528	M1.5 V	Lep13	15:21:56.80	+18:35:51.3	32.317±0.019	-210.934±0.017	32.463±0.020
J15238+174	Ross 508	1208695640675619584	M4.5 V	PMSU	15:23:51.14	+17:27:57.4	-391.919±0.034	-1259.296±0.034	11.220±0.004
J15238+561	StKM 1-1240	1602163027795804160	M1.0 V	Lep13	15:23:53.86	+56:09:32.1	79.425±0.013	-40.007±0.014	50.755±0.029
J15238+584	G 224-065	16027053361906694784	M4.0 V	AF15a	15:23:51.43	+58:28:06.5	-182.071±0.023	297.680±0.025	23.068±0.010
J15273+415	TYC 3055-1525-1	1390617364274391936	M1.5 V	Lep13	15:27:19.21	+41:30:10.6	-113.900±0.600	-43.700±1.100	23.900±0.500
J15276+408	G 179-029	1390519168437282688	M1.0 V	Lep13	15:27:39.02	+40:51:57.7	-116.748±0.013	281.708±0.016	30.606±0.013
J15280+257	GJ 587.1	1222160745406471680	M0.0 V	PMSU	15:28:01.31	+25:47:23.9	95.076±0.009	-60.125±0.013	24.577±0.010
J15290+467	RX J1529.0+4646	1395761158842816256	M4.5 V+	AF15a	15:29:02.95	+46:46:24.0	-118.714±0.944	-32.566±1.253	21.920±0.271
J15297+428	G 179-033	1390976698417570688	M4.5 V+	PMSU	15:29:43.97	+42:52:48.7	449.650±0.126	-613.007±0.127	18.841±0.038
J15305+094	NLTT 40406	1165479168642900992	M5.5 V	AF15a	15:30:30.33	+09:26:01.4	-178.853±0.043	183.898±0.038	8.618±0.003
J15319+288	G 167-047	1272616371928341632	M4.5 V+	PMSU	15:31:54.16	+28:51:09.6	-542.648±0.449	38.297±0.733	26.569±0.484
J15336+462	LP 176-055	1400928519895549568	M3.5 V	PMSU	15:33:39.34	+46:15:02.9	-7.151±0.021	199.686±0.022	23.161±0.010
J15339+379	GJ 588.1	1375767325868833152	M0.5 V+	Lep13	15:33:54.82	+37:54:49.7	1.473±0.023	-81.883±0.030	30.418±0.023
J15340+513	LP 135-414	1595170236922937728	M4.5 V	AF15a	15:34:03.85	+51:22:02.4	-193.974±0.023	273.846±0.028	16.437±0.006
J15345+142	Ross 512	119398747920687872	M4.0 V	PMSU	15:34:30.50	+14:16:17.8	-669.535±0.033	-148.690±0.034	22.663±0.017
J15349-143	2MUCD 11346	6265453524968112640	M7.0 V	Schm07	15:34:56.93	-14:18:49.3	-918.806±0.136	-330.227±0.101	10.938±0.013
J15353+177N	Ross 513B	1209281444150517120	M4.5 V	PMSU	15:35:20.33	+17:43:04.4	-1209.510±0.022	-171.182±0.023	14.941±0.004
J15353+177S	Ross 513	1209281375431039104	M2.5 V	PMSU	15:35:20.52	+17:42:46.9	-1211.107±0.032	-164.394±0.032	14.953±0.007
J15357+221	LP 384-018	1217467067705592576	M3.5 V	PMSU	15:35:46.13	+22:09:03.8	-707.486±0.032	-132.142±0.029	18.403±0.012
J15368+375	BK CrB	1375548149394463616	M0.0 V	Lep13	15:36:50.34	+37:34:49.4	-277.398±0.013	-88.398±0.016	52.655±0.037
J15369-141	Ross 802	6265472113586221696	M4.0 V	PMSU	15:36:58.62	-14:08:01.8	-449.260±0.041	-629.425±0.032	13.993±0.007
J15386+371	G 179-042	1375473416963346176	M3.5 V	AF15a	15:38:37.09	+37:07:24.7	-303.339±0.016	206.906±0.019	31.002±0.016
J15400+434N	vB 24 A	1391241478857408768	M3.0 V	PMSU	15:40:03.62	+43:29:39.1	1188.804±0.018	-315.324±0.021	12.523±0.003
J15400+434S	vB 24 B	1391241478857408640	M3.5 V	PMSU	15:40:03.82	+43:29:35.1	1166.731±0.023	-315.136±0.025	12.525±0.003
J15412+759	UU UMi	1706907487621086464	M3.0 V+	PMSU	15:41:16.57	+75:59:34.0	805.118±0.424	-716.332±0.385	13.651±0.056
J15416+184	StKM 1-1264	1197800206298928000	M1.5 V	Lep13	15:41:37.25	+18:28:08.2	-65.035±0.142	64.890±0.099	51.635±0.370
J15421-194	GJ 595	6254033894121581952	M3.0 V+	PMSU	15:42:06.54	-19:28:18.3	-2009.747±0.379	-1037.933±0.290	9.692±0.030
J15474+451	LP 177-102	1397434890417900544	M4.0 V+	AF15a	15:47:27.41	+45:07:51.3	-250.071±0.023	197.067±0.026	22.190±0.010
J15474-108	LP 743-031	6268621389764361344	M2.0 V	PMSU	15:47:24.55	-10:53:47.3	-309.006±0.555	-330.772±0.500	15.996±0.071
J15476+226	LSPM J1547+2241	421707925171095040	M4.5 V	AF15a	15:47:40.72	+22:41:16.6	-183.792±0.172	-33.571±0.174	28.382±0.135
J15480+043	RX J1548.0+0421	4426198136240612352	M2.5 V	AF15a	15:48:02.80	+04:21:39.3	-16.088±0.030	-56.605±0.028	29.039±0.023
J15488+305	2MASS J15484846+3030388	1321178806932894208	M3.0 V	Lep13	15:48:48.48	+30:30:39.0	102.368±0.017	-17.212±0.022	26.590±0.015
J15493+250	G 168-013	1219843215409537024	M2.0 V	Lep13	15:49:20.42	+25:03:42.3	-34.127±0.017	389.273±0.024	24.202±0.015
J15496+348	LP 274-008	1372546413931606016	M4.0 V+	PMSU	15:49:38.24	+34:48:56.6	-667.456±0.112	699.425±0.156	16.910±0.037
J15496+510	G 202-016	1404213517041788800	M2.0 V	PMSU	15:49:36.27	+51:02:57.3	-378.893±0.018	295.866±0.021	20.089±0.007
J15499+796	LP 022-420	1708693055848054912	M5.0 V	AF15a	15:49:55.14	+79:39:51.6	-219.717±0.194	124.202±0.201	20.764±0.062
J15501+009	Wolf 587	4410702581435191296	M2.5 V	PMSU	15:50:11.21	+00:57:32.7	183.515±0.036	-47.738±0.030	16.914±0.010
J15512+306	TYC 2572-633-1	1321160669287864320	M1.5 V	Lep13	15:51:14.85	+30:40:42.4	-180.901±0.246	-14.439±0.322	47.306±0.685

Table B.1: Identifiers, spectral type, 2MASS coordinates in epoch J2000, proper motions, and distances of Carmencita stars (continued).

Karmn	Name	<i>Gaia</i> DR3	SpT	Ref. <sup>a</sup>	$\alpha$ (J2000)	$\delta$ (J2000)	$\mu_{\alpha} \cos \delta$ [mas a <sup>-1</sup> ]	$\mu_{\delta}$ Ref. <sup>b</sup> [mas a <sup>-1</sup> ]	<i>d</i> Ref. <sup>c</sup> [pc]
J15513+295	G 168-014	1320795047312113152	M3.5 V	PMSU	15:51:21.79	+29:31:06.3	-226.532±0.020	-443.614±0.027	DR3
J15531+347N	Ross 806	1371764351926288512	M2.5 V	PMSU	15:53:06.36	+34:45:13.9	254.828±0.159	-498.399±0.233	DR3
J15531+347S	LP 274-021	1371764351925872384	M3.5 V	PMSU	15:53:06.64	+34:44:47.7	257.121±0.017	-508.718±0.025	DR3
J15538+641	NLTT 41533	164033923974903936	M0.5 V	Lep13	15:53:48.66	+64:09:33.4	-142.000±0.024	179.241±0.023	DR3
J15555+352	G 180-11A	1371891929634259584	M4.5 V+	PMSU	15:55:31.82	+35:12:02.7	-232.290±0.021	156.280±0.028	DR3
J15557+686	RX J1555.7+6840	1646347108716916736	M2.5 V	Lep13	15:55:47.23	+68:40:13.9	-44.338±0.018	132.849±0.020	DR3
J15569+376	RX J1556.9+3738	1373473435375960448	M2.5 V	AF15a	15:56:58.24	+37:38:13.7	-87.671±0.192	35.977±0.264	DR3
J15578+090	LSPM J1557+0901	4454532237354157568	M4.0 V	AF15a	15:57:48.26	+09:01:10.1	146.071±0.032	-153.919±0.026	DR3
J15581+494	V1022 Her	1403048275234807552	M1.0 V	Lep13	15:58:10.29	+49:27:08.3	68.952±0.024	-176.821±0.026	DR3
J15583+354	G 180-018	1372215976327300480	M3.5 V	PMSU	15:58:18.80	+35:24:24.3	-143.059±0.021	318.120±0.024	DR3
J15587+346	StM 258	1371625023187238144	M3.5 V	Lep13	15:58:45.66	+34:48:54.8	68.126±0.394	-59.656±0.493	DR3
J15597+440	RX J1559.7+4403	1384769474242031616	M2.0 V	Lep13	15:59:47.31	+44:03:59.7	-69.387±0.190	-8.891±0.206	DR3
J15598-082	BD-07 4156	4347870370990204928	M1.0 V	PMSU	15:59:53.38	-08:15:11.5	202.443±0.028	-25.626±0.019	DR3
J16008+403	G 180-021	13827978423737951616	M3.0 V	PMSU	16:00:50.79	+40:19:43.5	-280.628±0.017	-300.029±0.021	DR3
J16017+301	G 168-024	1320545217653492864	M3.0 V	PMSU	16:01:43.56	+30:10:50.7	-328.838±0.018	141.998±0.023	DR3
J16017+304	LP 329-019	1320567792002123648	M4.5 V	PMSU	16:01:44.51	+30:27:40.7	-128.635±0.116	137.437±0.146	DR3
J16018+304	LP 329-020	1320567993864001024	M2.5 V	PMSU	16:01:52.60	+30:27:34.9	-139.391±0.015	130.511±0.019	DR3
J16028+205	GI 609	1205070452055788928	M4.0 V	PMSU	16:02:50.94	+20:35:21.0	-961.316±0.025	-1242.621±0.028	DR3
J16033+175	2MASS J16032066+1735546	1199567224561188352	M2.0 V	Lep13	16:03:20.65	+17:35:54.6	-49.627±0.118	25.531±0.123	DR3
J16043-062	BP 684-017	4350216073969473408	M4.5 V	PMSU	16:04:19.99	-06:16:46.0	-71.699±0.036	-86.662±0.027	DR3
J16046+263	BPM 91242	1315465748812551424	M0.5 V	Lep13	16:04:36.97	+26:20:43.2	-95.699±0.014	86.569±0.020	DR3
J16048+391	G 180-027	1379500928055726848	M4.0 V	AF15a	16:04:50.86	+39:09:35.9	-562.854±0.021	42.231±0.022	DR3
J16054+769	G 256-030	1704429394569760384	M2.5 V	PMSU	16:05:28.13	+76:54:57.2	-343.808±0.054	80.425±0.058	DR3
J16062+290	LP 329-030	1317233145033878656	M2.0 V	Lep13	16:06:13.62	+29:01:55.7	-169.760±0.041	368.560±0.048	DR3
J16066+083	G 16-29	4451575895403432064	M0.5 V+	PMSU	16:06:41.21	+08:23:18.2	-506.314±0.020	85.541±0.017	DR3
J16074+059	G 16-30	444969713497078016	M3.5 V	PMSU	16:07:28.21	+05:57:59.5	-291.020±0.031	-223.405±0.029	DR3
J16082-104	G 153-027	4343596947252195200	M4.5 V	PMSU	16:08:14.96	+10:26:14.3	-367.857±0.028	-1302.526±0.017	DR3
J16090+529	MCC 759	1428030622526979968	M0.0 V	PMSU	16:09:03.14	+52:56:38.0	204.164±0.015	62.093±0.015	DR3
J16092+093	G 137-084	4453239765733463936	M3.0 V	Lep13	16:09:16.27	+09:21:07.5	-341.057±0.022	218.643±0.020	DR3
J16102-193	K2-33	6245758900889486720	M3.0 V	Dav16	16:10:14.74	-19:19:09.4	-9.592±0.028	-23.964±0.021	DR3
J16120+033	TYC 371-1053-1	4412390297423038336	M2.0 V	Lep13	16:12:04.65	+03:18:20.7	29.157±0.183	-59.575±0.140	DR3
J16126-188	NLTT 42226	6245870673116518784	M3.0 V	Gra06	16:12:41.78	-18:52:31.8	36.447±0.030	-214.025±0.022	DR3
J16139+337	sig CrB	1322906861255829376	M2.5 V+	AF15a	16:13:56.27	+33:46:24.1	-286.965±0.135	-89.818±0.200	DR3
J16144-028	LP 624-054	4405150047715392128	M6.0 V	PB06	16:14:25.20	-02:51:00.8	-7.808±0.083	367.406±0.061	DR3
J16145+191	GI 1200	1201405126966920448	M3.5 V	PMSU	16:14:32.62	+19:06:10.9	-2002.946±0.034	363.566±0.039	DR3
J16147+048	G 17-7	4437409993750034560	M3.5 V	PMSU	16:14:43.80	+04:52:08.5	-409.948±0.028	72.875±0.020	DR3
J16155+244	LP 385-058	1302838991637936256	M1.0 V	PMSU	16:15:32.18	+24:27:46.9	-62.171±0.014	248.455±0.023	DR3
J16167+672N	EW Dra	1642642957122493824	M3.0 V	PMSU	16:16:45.31	+67:15:22.5	-483.006±0.019	89.049±0.020	DR3
J16167+672S	HD 147379	1642641410934267008	M0.0 V	AF15a	16:16:45.31	+67:14:19.8	-497.915±0.018	84.047±0.018	DR3
J16170+552	CR Dra	1429437378934511616	M1.0 V+	PMSU	16:17:05.35	+55:16:08.8	87.970±0.601	-430.963±0.542	DR3
J16180+062	EXO 161538+0624.2	4438177933902352896	M3.0 V	Lep13	16:18:04.93	+06:17:11.1	72.254±0.177	58.164±0.138	DR3
J16204-042	LP 685-051	4356712162461401728	M0.0 V	PMSU	16:20:24.78	-04:16:02.3	-416.181±0.027	-20.667±0.016	DR3
J16220+228	BPS BS 16542-0001	1301684160831676544	M1.5 V	Lep13	16:22:01.18	+22:50:21.7	-51.763±0.090	68.157±0.119	DR3
J16241+483	GI 623	1411178510887026048	M2.5 V+	PMSU	16:24:09.31	+48:21:11.1	1151.232±0.932	-499.079±0.929	DR2
J16247+229	BPM 91545	1298694726154793856	M1.0 V	Lep13	16:24:43.89	+22:54:20.9	-151.313±0.324	-98.797±0.382	DR3
J16254+543	GI 625	1428427236986209024	M1.5 V	AF15a	16:25:24.62	+54:18:14.8	432.230±0.019	-171.652±0.022	DR3

Table B.1: Identifiers, spectral type, 2MASS coordinates in epoch J2000, proper motions, and distances of Carmencita stars (continued).

Karmn	Name	Gaia DR3	SpT	Ref. <sup>a</sup>	$\alpha$ (J2000)	$\delta$ (J2000)	$\mu_{\alpha} \cos \delta$ [mas a <sup>-1</sup> ]	$\mu_{\delta}$ Ref. <sup>b</sup> [mas a <sup>-1</sup> ]	$d$ Ref. <sup>c</sup> [pc]		
J16255+260	LTT 14899	1304171737170027008	M3.0 V+	PMSU	16:25:32.36	+26:01:38.0	-198.900±0.600	-4.800±0.100	CC21	18.900±0.500	CC17b
J16255+323	LP 330-013	1325251986414360320	M2.0 V	Lep13	16:25:32.81	+32:18:31.4	77.708±0.016	167.517±0.021	DR3	24.060±0.011	DR3
J16259+834	TYC 4647-2406-1	1723105248107124608	M1.5 V	Lep13	16:25:58.45	+83:24:24.3	81.748±0.020	-68.199±0.021	DR3	28.901±0.015	DR3
J16268-173	LP 805-010	4324728640519965824	M4.5 V+	PMSU	16:26:48.13	-17:23:34.1	-339.664±0.510	-400.088±0.254	DR3	17.966±0.084	DR3
J16280+155	G 138-033	4465641500980123904	M2.5 V+	PMSU	16:28:02.05	+15:33:57.0	-9.043±0.243	-307.542±0.212	DR3	35.845±0.337	DR3
J16302-146	LP 745-051	4325701192912743424	M3.0 V+	PMSU	16:30:13.10	-14:39:49.5	-526.065±0.184	-222.854±0.134	DR3	22.645±0.081	DR3
J16303-126	V2306 Oph	4330690742322011520	M3.5 V	PMSU	16:30:18.06	-12:39:45.3	-94.210±0.031	-1183.917±0.021	DR3	4.3078±0.0005	DR3
J16313+408	G 180-060	1332966881549315456	M5.0 V	PMSU	16:31:18.79	+40:51:51.7	-143.434±0.028	302.268±0.035	DR3	11.258±0.003	DR3
J16315+175	GI 1202	4467057362719443072	M3.5 V	PMSU	16:31:35.06	+17:33:48.9	-324.952±0.034	-810.649±0.035	DR3	16.818±0.011	DR3
J16327+126	GI 1203	4459548626016199168	M3.0 V	PMSU	16:32:45.19	+12:36:46.0	-764.876±0.037	-136.105±0.029	DR3	18.512±0.015	DR3
J16328+098	G 138-040	4446574040918651904	M3.5 V	PMSU	16:32:52.84	+09:50:26.0	228.764±0.035	155.497±0.031	DR3	15.408±0.009	DR3
J16342+543	LP 137-037	1426855863071637632	M1.0 V	Lep13	16:34:13.73	+54:23:39.9	-244.506±0.017	538.449±0.018	DR3	30.114±0.013	DR3
J16343+571	CM Dra	1431176943768690816	M4.5 V+	PMSU	16:34:20.33	+57:09:44.4	-1113.797±0.035	1180.977±0.050	DR3	14.862±0.007	DR3
J16354+350	LP 275-068	1327542647092300288	M4.0 V+	PMSU	16:35:27.43	+35:00:57.6	139.439±0.107	-143.591±0.140	DR3	17.244±0.034	DR3
J16360+088	G 138-043	4446207564241339520	M4.0 V	PMSU	16:36:05.65	+08:48:49.3	-518.324±0.031	-158.665±0.027	DR3	15.116±0.007	DR3
J16395+505	G 202-068	1413099460779606528	M1.0 V	Lep13	16:39:30.27	+50:34:03.4	320.646±0.020	-402.208±0.022	DR3	20.676±0.007	DR3
J16401+007	LP 625-034	4383790518216171264	M4.0 V	PMSU	16:40:05.98	+00:42:18.9	175.796±0.033	-158.006±0.025	DR3	11.275±0.004	DR3
J16403+676	LP 069-457	1648484868558988544	M5.5 V	PMSU	16:40:20.63	+67:36:04.7	-273.270±0.291	365.310±0.281	DR3	14.322±0.047	DR3
J16408+363	Ross 812	1328078796458810240	M2.0 V	PMSU	16:40:48.88	+36:19:00.1	-118.824±0.056	176.527±0.063	DR3	21.474±0.024	DR3
J16420+192	2MASS J16420074+1916104	4562691440994116992	M2.5 V	Lep13	16:42:00.75	+19:16:10.5	-27.804±0.024	72.516±0.022	DR3	31.019±0.025	DR3
J16462+164	LP 446-006	4558856584955186432	M2.5 V	PMSU	16:46:13.74	+16:28:40.8	-354.716±0.018	-472.134±0.017	DR3	15.781±0.005	DR3
J16465+345	LP 276-022	132689335115617024	M6.0 V	AF15a	16:46:31.53	+34:34:55.2	-383.680±0.030	-383.499±0.035	DR3	11.904±0.004	DR3
J16487+106	LSPM J1648+1038	4447659538063045888	M2.5 V+	Lep13	16:48:46.59	+10:38:51.8	-172.900±1.700	-43.500±1.700	PPMXL	17.100±0.400	CC17b
J16487-157	LP 806-008	4134107168607042816	M1.5 V	Gra06	16:48:45.96	-15:44:20.2	-6.789±0.023	-220.299±0.017	DR3	18.992±0.007	DR3
J16508-048	[RHG95] 2653	4353476020565733632	M3.5 V	PMSU	16:50:53.79	+04:50:35.1	-750.125±0.023	-235.404±0.018	DR3	18.149±0.007	DR3
J16509+224	G 169-029	4566158991430299520	M4.5 V	PMSU	16:50:57.94	+22:27:05.7	36.487±0.019	400.126±0.026	DR3	10.469±0.003	DR3
J16528+630	GSC 04194-01561	1631591147276525696	M4.5 V	AF15a	16:52:49.47	+63:04:38.8	147.377±0.029	152.860±0.029	DR3	15.209±0.005	DR3
J16529+400	G 203-033	1352904738212716288	M3.5 V	PMSU	16:52:55.00	+40:05:08.2	-60.532±0.342	-225.337±0.389	DR3	33.691±0.380	DR3
J16542+119	Ross 644	4448223656247483904	M0.0 V	Lep13	16:54:12.03	+11:54:52.9	-543.691±0.014	316.205±0.012	DR3	20.080±0.006	DR3
J16554-083N	Wolf 629	4339465360510320128	M3.5 V	PMSU	16:55:25.22	-08:19:21.3	-817.580±0.052	-898.595±0.040	DR3	6.499±0.002	DR3
J16554-083S	V1054 Oph	4339465085630200960	M3.0 V+	PMSU	16:55:28.78	-08:20:11.2	-825.840±6.680	-873.530±3.530	HIP2	6.200±0.220	HIP2
J16555-083	VB 8	4339417394313320192	M7.0 V	AF15a	16:55:35.26	-08:23:40.8	-813.038±0.063	-870.609±0.044	DR3	6.495±0.002	DR3
J16570-043	LP 686-027	4365609170043180416	M3.5 V	PMSU	16:57:05.74	-04:20:56.3	481.630±0.027	-376.220±0.021	DR3	8.702±0.002	DR3
J16573+124	LP 506-037	4545276035802672768	M4.0 V	PMSU	16:57:22.95	+13:28:09.2	158.779±0.179	-160.312±0.171	DR3	26.428±0.138	DR3
J16573+271	2MASS J16572235+2708304	1306932576508707712	M2.0 V	Fri13	16:57:22.31	+27:08:30.5	-34.354±0.028	43.770±0.032	DR3	36.671±0.039	DR3
J16574+777	G 259-005	1705884151533269376	M2.5 V	PMSU	16:57:28.79	+77:43:03.8	200.277±0.024	157.293±0.025	DR3	23.130±0.010	DR3
J16577+132	GI 647	444918246474984128	M0.0 V+	Lep13	16:57:46.12	+13:17:29.5	26.124±0.402	101.507±0.353	DR3	33.576±0.463	DR3
J16578+473	HD 153557B	1408029509583934464	M1.5 V	Lep13	16:57:53.61	+47:22:02.4	-138.694±0.019	-267.639±0.026	DR3	17.930±0.006	DR3
J16581+257	BD+25 3173	457283553272627712	M1.0 V	PMSU	16:58:08.85	+25:44:39.0	-115.314±0.021	508.087±0.027	DR3	10.391±0.003	DR3
J16584+139	G 139-3A	4545365955239147520	M4.0 V+	PMSU	16:58:25.25	+13:58:10.5	-401.300±0.400	-20.400±0.600	CC21	17.800±0.700	Dit14
J16587+688	LP 043-338	1649026618553865472	M1.5 V	Lep13	16:58:43.74	+68:53:52.6	-528.527±0.019	200.991±0.021	DR3	26.911±0.011	DR3
J16591+209	RX J1659.1+2058	4561968271578549632	M3.5 V+	Lep13	16:59:09.61	+20:58:16.5	-23.447±0.055	117.728±0.060	DR3	19.696±0.028	DR3
J17003+253	LP 587-031	4572753136321939968	M2.5 V	PMSU	17:00:20.33	+25:21:03.0	-126.521±0.014	132.191±0.018	DR3	22.300±0.008	DR3
J17006+063	G 139-004	4393107165572915072	M1.0 V	Lep13	17:00:38.68	+06:18:47.0	-24.521±0.017	-314.742±0.013	DR3	30.024±0.015	DR3
J17010+082	G 139-005	4443110789740420480	M3.5 V	PMSU	17:01:02.12	+08:12:26.4	-246.449±0.021	-182.261±0.018	DR3	19.586±0.008	DR3
J17027-060	BD-05 4394	436431466259682528	M0.0 V	PMSU	17:02:49.59	-06:04:06.2	-126.143±0.022	-83.792±0.015	DR3	19.782±0.008	DR3

Table B.1: Identifiers, spectral type, 2MASS coordinates in epoch J2000, proper motions, and distances of Carmencita stars (continued).

Karmin	Name	Gaia DR3	SpT	Ref. <sup>a</sup>	$\alpha$ (J2000)	$\delta$ (J2000)	$\mu_{\alpha} \cos \delta$ [mas a <sup>-1</sup> ]	$\mu_{\delta}$ Ref. <sup>b</sup> [mas a <sup>-1</sup> ]	$d$ Ref. <sup>c</sup> [pc]
J17033+514	G 203-042	1412645602995521920	M4.5 V	PMSU	17:03:23.88	+51:24:22.9	124.410±0.025	610.145±0.028	DR3
J17038+321	LP 331-57 A	1310513342280948480	M2.0 V+	Dae07	17:03:52.85	+32:11:46.1	192.957±0.357	97.161±0.397	DR3
J17043+169	G 170-012	4547881191164080768	M2.5 V	PMSU	17:04:22.34	+16:55:55.6	133.491±0.022	-1132.186±0.021	DR3
J17052-050	Wolf 636	4364480521350598144	M1.5 V	AF1.5a	17:05:13.78	-05:05:39.2	-917.207±0.023	-1132.153±0.016	DR3
J17058+260	LP 387-037	4573071071278556544	M1.5 V	Lep13	17:05:52.59	+26:05:32.0	-33.884±0.018	-289.053±0.018	DR3
J17071+215	Ross 863	4568060562432051584	M3.0 V	PMSU	17:07:07.49	+21:33:14.5	-463.289±0.017	-25.689±0.019	DR3
J17076+073	GJ 1210	4394736637893755008	M5.0 V+	PMSU	17:07:40.84	+07:22:06.6	-493.500±4.700	-375.200±4.700	PPMXL
J17082+516	G 203-044	1415665858357999360	M1.0 V	Lep13	17:08:12.51	+51:38:04.8	111.249±0.014	359.893±0.015	DR3
J17095+436	G 203-047	1355264565043431040	M3.5 V+	PMSU	17:09:31.54	+43:40:52.8	332.032±0.514	-274.501±0.492	DR3
J17098+119	G 139-017	4540984195244025088	M4.0 V	PMSU	17:09:52.76	+11:55:34.0	-363.331±0.307	-77.594±0.264	DR3
J17104+279	StM 336	4575010266191725056	M2.5 V	Lep13	17:10:25.46	+27:58:40.0	24.353±0.016	-88.624±0.019	DR3
J17115+384	Wolf 654	1341113541156480768	M3.5 V	PMSU	17:11:34.75	+38:26:33.9	212.688±0.018	-46.948±0.025	DR3
J17118-018	LP 627-009	4367834134891584512	M3.0 V+	PMSU	17:11:52.29	-01:51:06.2	-444.100±0.300	-1572.600±1.600	PPMXL
J17121+456	HD 15876	1364668825433448704	M3.5 V+	PMSU	17:12:07.83	+45:39:57.8	249.800±1.600	-1572.600±1.600	PPMXL
J17136-084	V2367 Oph	4359809585500446720	M3.5 V+	PMSU	17:13:40.47	-08:25:14.8	-436.958±0.379	-412.070±0.298	DR3
J17146+269	G 170-028	4573953498079202304	M2.0 V	PMSU	17:14:40.22	+26:55:41.9	-298.530±0.224	155.987±0.224	DR3
J17153+049	GJ 1214	4393265392168829056	M4.5 V	PMSU	17:15:18.93	+04:57:50.1	580.202±0.059	-749.713±0.047	DR3
J17158+190	BD+19 3268A	4548562265603840768	M0.5 V+	PMSU	17:15:50.12	+19:00:00.1	-150.539±0.019	14.165±0.025	DR3
J17160+110	BD+11 3149	4540061704989418240	M1.0 V	PMSU	17:16:00.64	+11:03:27.6	-137.435±0.027	-347.456±0.023	DR3
J17166+080	GJ 1215	439511339638721024	M2.0 V	PMSU	17:16:40.98	+08:03:30.2	-278.696±0.033	-67.363±0.024	DR3
J17177+116	LTT 6883	4540481374832743040	M5.0 V+	PMSU	17:17:44.08	+11:40:12.5	-343.495±0.163	-450.857±0.142	DR3
J17183+181	LP 447-038	4548267738224232448	M3.0 V+	PMSU	17:18:22.46	+18:08:56.3	-19.570±0.267	-243.733±0.322	DR3
J17183-017	MCC 791	4367318326501438976	M0.0 V+	PMSU	17:18:21.71	-01:46:53.4	98.715±0.176	-126.494±0.127	DR3
J17198+265	V639 Her	4574048021719712640	M4.5 V	AF1.5a	17:19:52.97	+26:30:02.7	-226.040±0.027	324.984±0.034	DR3
J17198+417	GJ 671	1348028919540189056	M2.5 V	PMSU	17:19:52.71	+41:42:49.7	284.064±0.031	-829.908±0.035	DR3
J17199+265	V647 Her	4574048021719710848	M3.5 V	AF1.5a	17:19:54.21	+26:30:03.1	-214.837±0.022	350.850±0.027	DR3
J17207+492	G 203-063	1366580223320727808	M4.0 V	PMSU	17:20:46.31	+49:15:20.2	542.922±0.059	-1177.651±0.056	DR3
J17219+214	G 170-036	4567274927017734400	M4.0 V	PMSU	17:21:54.62	+21:25:47.4	-159.807±0.035	246.502±0.042	DR3
J17225+055	2MASS J17223390+0531153	4390370373754096128	M2.5 V	Lep13	17:22:33.91	+05:31:15.4	-97.389±0.024	-18.932±0.018	DR3
J17242-043	LP 687-031	4363125648147587328	M2.5 V	PMSU	17:24:16.94	-04:21:52.1	-234.461±0.027	-122.974±0.019	DR3
J17276+144	GJ 1219	4542821410453751680	M3.5 V	PMSU	17:27:39.88	+14:29:01.9	-118.008±0.017	-343.314±0.017	DR3
J17285+374	Wolf 750	1337270885456433280	M3.0 V	PMSU	17:28:30.39	+37:27:07.1	21.618±0.016	-187.539±0.019	DR3
J17303+055	BD+05 3409	438984494893164544	M0.0 V	PMSU	17:30:22.73	+05:32:54.7	29.739±0.015	-249.318±0.012	DR3
J17312+820	GJ 1220	1710948192852697600	M4.0 V	PMSU	17:31:17.21	+82:05:20.1	-291.490±0.028	483.922±0.026	DR3
J17316+047	Wolf 755	4376455233769489536	M1.5 V	Lep13	17:31:38.16	+01:47:49.7	-179.627±0.021	-105.692±0.017	DR3
J17321+504	LP 180-017	1366748001921772544	M2.5 V	PMSU	17:32:07.82	+50:24:50.1	-3.287±0.112	-526.562±0.131	DR3
J17328+543	G 226-064	1417872268957468288	M2.0 V	Lep13	17:32:53.55	+54:20:12.7	-267.125±0.017	430.177±0.017	DR3
J17338+169	IRXS J173353.5+165515	4549983418742839808	M5.5 V	Lep13	17:33:53.18	+16:55:13.1	-135.047±0.460	-130.470±0.445	DR3
J17340+446	RX J1734.0+4447B	1360829399549140864	M3.5 V+	Lep13	17:34:05.61	+44:47:08.4	-94.456±0.245	1.128±0.259	DR3
J17355+616	BD+61 1678	1439069444391326208	M0.5 V	PMSU	17:35:34.48	+61:40:53.6	261.923±0.015	-514.499±0.018	DR3
J17364+683	BD+68 946	1637645127018395776	M3.0 V	AF1.5a	17:36:25.90	+68:20:20.9	-320.675±0.024	-1269.893±0.027	DR3
J17376+220	G 170-054	4557080701880013824	M4.0 V	PMSU	17:37:36.49	+22:05:50.2	29.694±0.015	-308.961±0.023	DR3
J17378+185	BD+18 3421	4550763526539955712	M1.0 V	PMSU	17:37:53.35	+18:35:30.2	926.638±0.016	984.455±0.018	DR3
J17386+612	[RHG95] 2805	1436001566431649408	M4.0 V	PMSU	17:38:40.91	+61:13:59.3	-16.887±0.017	46.643±0.016	DR3
J17388+080	G 139-050	4487343970727152128	M2.5 V	PMSU	17:38:51.25	+08:01:35.3	-81.834±0.025	-221.753±0.021	DR3



Table B.1: Identifiers, spectral type, 2MASS coordinates in epoch J2000, proper motions, and distances of Carmencita stars (continued).

Karmn	Name	Gaia DR3	SpT	Ref. <sup>a</sup>	$\alpha$ (J2000)	$\delta$ (J2000)	$\mu_{\alpha} \cos \delta$ [mas a <sup>-1</sup> ]	$\mu_{\delta}$ Ref. <sup>b</sup> [mas a <sup>-1</sup> ]	$d$ Ref. <sup>c</sup> [pc]	
J17395+277N	LTT 15242	4595398544666486912	M3.0 V+	PMSU	17:39:32.25	+27:46:36.7	7.779±0.244	-202.159±0.269	DR3	27.818±0.202
J17395+277S	LP 332-045	4595398441587270272	M0.5 V	PMSU	17:39:30.71	+27:45:44.0	15.891±0.011	-200.592±0.013	DR3	27.792±0.010
J17419+407	G 204-025	1345521758150135936	M1.5 V	Lep13	17:41:57.30	+40:44:41.1	-181.945±0.015	201.883±0.016	DR3	37.658±0.019
J17421-088	Wolf 1471	4165225959018604288	M3.0 V	PMSU	17:42:10.76	-08:49:00.2	-839.851±0.020	-474.224±0.015	DR3	21.358±0.009
J17423+574	2MASS J17422264+5726521	1422202558064520576	m0 V	Karmn	17:42:22.65	+57:26:52.2	-8.145±0.018	-12.400±0.017	DR3	81.233±0.087
J17425-166	Gf 690.1	4124051889957546624	M2.5 V	PMSU	17:42:32.27	-16:38:24.8	-107.619±0.024	-691.332±0.015	DR3	20.313±0.010
J17430+057	G 140-009	4473756480908157184	M1.0 V+	PMSU	17:43:00.80	+05:47:21.8	243.967±0.581	-83.880±0.512	DR3	20.908±0.287
J17431+854	G 259-20	1724494760222303872	M2.0 V	Lep13	17:43:09.19	+85:26:29.9	-100.007±0.370	-273.536±0.374	DR3	22.097±0.153
J17432-185	Ross 133	412021013202339424	M1.5 V	PMSU	17:43:17.54	-18:31:18.8	-147.538±0.323	-555.671±0.201	DR3	29.299±0.280
J17439+433	Gf 694	1349047857580994560	M2.5 V+	PMSU	17:43:55.96	+43:22:43.0	10.337±0.021	-603.198±0.023	DR3	9.532±0.002
J17455+468	BD+46 2361	1362592672604119168	M0.0 V+	PMSU	17:45:33.53	+46:51:19.3	-18.614±0.043	31.946±0.048	DR3	21.489±0.016
J17460+246	LP 389-032	4581486217883307008	M3.5 V	Klu12	17:46:04.65	+24:39:04.9	-371.227±0.019	508.033±0.023	DR3	15.014±0.005
J17464+277	mu.02 Her B	459497834189213184	M3.5 V+	AF15a	17:46:25.19	+27:43:02.2	-413.974±0.162	-798.516±0.227	DR3	8.341±0.014
J17464-087	Wolf 1473	4165561928540617856	M3.5 V+	Bide85	17:46:29.33	-08:42:36.5	-43.805±0.039	-428.175±0.024	DR3	13.066±0.006
J17469+228	StKM 1-1528	4580262354065113472	M1.0 V	Lep13	17:46:55.96	+22:48:00.1	2.467±0.010	93.274±0.017	DR3	31.915±0.016
J17481+159	2MASS J17481125+1558465	4501226503320682368	m3 V	Karmn	17:48:11.25	+15:58:46.7	-54.908±0.017	106.401±0.018	DR3	27.772±0.013
J17502+237	LP 389-021	4580620038939265920	M3.5 V	PMSU	17:50:15.13	+23:45:50.9	-340.322±0.014	449.412±0.018	DR3	21.354±0.008
J17515+147	G 183-006	4500054733163077120	M3.5 V	PMSU	17:51:30.79	+14:45:30.7	-188.277±0.015	104.758±0.016	DR3	31.619±0.017
J17521+647	G 183-10A	1440808833131343872	M0.5 V	Lep13	17:52:11.83	+64:46:08.5	.165±0.013	-347.393±0.016	DR3	29.728±0.010
J17542+073	Gf 1222	4475881317196185728	M4.0 V	PMSU	17:53:00.59	+16:55:03.2	-240.928±0.313	-228.387±0.347	DR3	20.734±0.135
J17547+128	LSPM J1754+1251	4496250461589918080	M2.0 V	Lep13	17:54:43.33	+12:51:20.7	-79.474±0.018	-130.972±0.018	DR3	16.087±0.006
J17570+157	G 183-13A	4501735993818329664	M3.0 V+	PMSU	17:57:03.54	+15:46:43.0	-193.786±0.055	-232.770±0.066	DR3	21.209±0.032
J17572+707	LP 044-162	1638180413086979840	M7.5 V	Schm07	17:57:15.40	+70:42:01.2	6.871±0.258	326.689±0.305	DR3	19.138±0.080
J17578+046	Barnard's Star	4472832130942575872	M3.5 V	AF15a	17:57:48.50	+04:41:36.3	-801.551±0.032	10362.394±0.036	DR3	1.8282±0.0001
J17578+465	G 204-039	1350714133093019904	M2.5 V	AF15a	17:57:50.97	+46:35:19.1	-15.070±0.020	578.140±0.020	DR3	13.987±0.003
J17589+807	LP 024-152	1706789255761118720	M3.5 V	Lep13	17:58:56.58	+80:42:43.9	-238.713±1.827	624.929±1.770	DR2	32.024±0.977
J18010+508	Wolf 1403	2123431487545874304	M1.5 V	Lep13	18:01:05.58	+50:49:36.8	166.662±0.020	130.349±0.018	DR3	36.969±0.019
J18012+355	G 182-034	4606416269652179328	M3.5 V	Reid03	18:01:16.10	+35:35:50.5	29.212±0.017	-571.512±0.018	DR3	30.062±0.014
J18022+642	LP 071-082	2161121135533953536	M5.0 V	AF15a	18:02:16.60	+64:15:44.2	196.394±0.041	-383.789±0.040	DR3	7.794±0.002
J18027+375	Gf 1223	4609689240889873280	M5.0 V	PMSU	18:02:46.26	+37:31:03.0	171.190±0.019	-1141.750±0.022	DR3	12.234±0.003
J18031+179	G 183-019	4503191953375005056	M1.0 V	Lep13	18:03:06.36	+17:54:22.8	-303.868±0.210	-178.214±0.253	DR3	26.573±0.183
J18037+247	Ross 820	4582593426093822080	M0.0 V	Lep13	18:03:47.73	+25:45:20.4	-46.836±0.016	-230.017±0.021	DR3	27.803±0.015
J18042+359	BD+35 3145	4606406992522938240	M0.5 V+	PMSU	18:04:17.59	+35:57:25.8	81.573±0.013	-264.382±0.014	DR3	21.622±0.006
J18051-030	HD 165222	417731838628465408	M1.0 V	PMSU	18:05:07.58	-03:01:52.7	569.735±0.023	-332.726±0.019	DR3	7.739±0.002
J18063+728	NLT 46021	2266836429765612800	M0.0 V	Lep13	18:06:18.07	+72:49:16.3	11.112±0.014	236.422±0.015	DR3	32.632±0.013
J18074+184	Wolf 806	4526526682493271808	M1.0 V	Lep13	18:07:28.24	+18:27:55.4	-225.087±0.015	-79.812±0.017	DR3	32.376±0.018
J18075-159	Gf 1224	4145870293808914688	M4.5 V	PMSU	18:07:32.84	-15:57:47.1	-618.406±0.033	-347.007±0.027	DR3	7.971±0.002
J18096+318	LP 334-11	4591351448523805312	M1.0 V	Lep13	18:09:40.71	+31:52:12.9	45.983±0.013	196.210±0.013	DR3	21.795±0.006
J18103+512	Wolf 1412	2124724749414763904	M2.0 V	Lep13	18:10:23.28	+51:15:52.5	54.562±0.015	152.736±0.016	DR3	22.995±0.007
J18109+220	StKM 1-1582	4576407986001233152	M0.0 V	Lep13	18:10:56.21	+22:01:31.6	-32.504±0.017	-25.462±0.026	DR3	45.313±0.053
J18116+061	NLT 46076	4471936308125797504	M3.0 V	Fri13	18:11:36.38	+06:06:27.2	104.800±4.600	42.900±4.600	PPMXL	23.700±0.800
J18131+260	LP 390-16	4579825847951057792	M4.0 V	AF15a	18:13:06.57	+26:01:51.9	221.062±0.020	-37.263±0.021	DR3	17.844±0.007
J18134+054	LP 569-15	4471562916556377856	M1.5 V	Lep13	18:13:28.19	+05:26:58.5	-69.759±0.018	-227.640±0.017	DR3	29.335±0.016
J18135+055	NLT 46124	4471658131695403264	M4.0 V	AF15a	18:13:33.16	+05:32:12.0	-70.881±0.023	-227.350±0.021	DR3	29.375±0.019
J18157+189	HD 348274	4526778333217510656	M0.0 V	PMSU	18:15:43.59	+18:56:19.6	-41.133±0.138	-427.896±0.155	DR3	23.190±0.093

Table B.1: Identifiers, spectral type, 2MASS coordinates in epoch J2000, proper motions, and distances of Carmencita stars (continued).

Karmn	Name	Gaia DR3	SpT	Ref. <sup>a</sup>	$\alpha$ (J2000)	$\delta$ (J2000)	$\mu_{\alpha} \cos \delta$ [mas a <sup>-1</sup> ]	$\mu_{\delta}$ Ref. <sup>b</sup> [mas a <sup>-1</sup> ]	$d$ Ref. <sup>c</sup> [pc]
J18160+139	BD+13 3578	4497494077967197568	M0.0 V	Lep13	18:16:02.25	+13:54:48.2	98.790±0.013	-501.104±0.013	DR3
J18163+015	GJ 708.3	4277318077096011264	M3.0 V	PMSU	18:16:18.18	+01:31:27.4	-408.687±0.025	-638.168±0.021	DR3
J18165+048	G 140-51	4470812298018311296	M5.0 V	New14	18:16:31.54	+04:52:45.8	-155.423±0.031	407.111±0.028	DR3
J18165+455	BD+45 2688	2115454019586473600	M0.5 V	PMSU	18:16:31.09	+45:33:28.3	-13.058±0.014	337.357±0.014	DR3
J18174+483	TYC 3529-1437-1	2122104690545294208	M2.0 V	Ria06	18:17:25.13	+48:22:02.3	-45.631±0.019	48.441±0.019	DR3
J18180+387E	G 204-58	2109049433075668480	M3.0 V	PMSU	18:18:04.23	+38:46:32.6	-363.834±0.018	-1027.383±0.019	DR3
J18180+387W	G 204-57	2109049433075667584	M4.0 V	PMSU	18:18:03.40	+38:46:34.3	-377.562±0.020	-1050.784±0.025	DR3
J18189+661	LP 71-165	2257597439718033536	M4.5 V	PMSU	18:18:57.23	+66:11:33.3	434.811±0.030	-442.790±0.029	DR3
J18193-057	LP 689-1	4161156632144614528	M2.0 V	PMSU	18:19:21.28	-05:46:27.1	368.864±0.020	-401.079±0.017	DR3
J18195+420	HAT 153-01130	2113000665548076288	M1.5 V	Lep13	18:19:34.56	+42:01:37.6	-58.219±0.018	-14.015±0.016	DR3
J18198-019	HD 168442	4270814637616488064	K7 V	Gra06	18:19:50.84	-01:56:19.0	-414±0.019	-1.108±0.017	DR3
J18209-010	G 21-10A	4271449399422291712	M3.5 V+	PMSU	18:20:57.16	-01:02:58.8	-511.063±0.046	-968.004±0.043	DR3
J18221+063	Ross 136	4477025122831072768	M4.0 V	PMSU	18:22:06.68	+06:20:37.6	-1190.387±0.027	111.103±0.025	DR3
J18224+620	GJ 1227	2159844052779000064	M4.0 V	AF15a	18:22:27.09	+62:03:01.7	-955.102±0.047	-1235.609±0.040	DR3
J18227+379	G 205-19	2108166009842570496	M1.0 V	Lep13	18:22:43.46	+37:57:47.6	8.462±0.213	-400.968±0.207	DR3
J18234+281	Ross 708A	458642127274653472	M3.5 V+	PMSU	18:23:28.33	+28:10:03.9	-77.374±0.022	-183.951±0.025	DR3
J18240+016	G 21-13	4276632394156013440	M2.0 V	PMSU	18:24:05.19	+01:41:16.1	150.438±0.025	-238.457±0.022	DR3
J18248+282	Ross 710	4586515040472519552	M1.5 V	Lep13	18:24:52.54	+28:17:21.8	-186.972±0.015	31.110±0.017	DR3
J18250+246	HD 336196	4536614495522394112	M0.0 V	PMSU	18:25:04.79	+24:38:04.5	-40.121±0.009	-448.648±0.012	DR3
J18255+383	G 205-20	2108544241842459648	M0.0 V	PMSU	18:25:31.93	+38:21:12.7	-76.846±0.011	-745.154±0.012	DR3
J18264+113	G 141-010	4483986573318668928	M3.5 V	PMSU	18:26:24.60	+11:20:57.4	-11.364±0.023	-275.832±0.024	DR3
J18292+638	TYC 4222-2195-1	2160473763703687808	M1.5 V	Lep13	18:29:12.84	+63:51:10.7	216.692±0.577	12.554±0.630	DR3
J18296+338	2MASS J18294012+3350130	2094478464468478848	M3.0 V	Fri13	18:29:40.11	+33:50:13.0	-73.576±0.017	16.509±0.019	DR3
J18312+068	LP 570-092	4477295014267164800	M1.0 V	Lep13	18:31:16.05	+06:50:10.0	145.038±0.016	-110.747±0.016	DR3
J18319+406	G 205-028	2110336583232533536	M3.5 V	PMSU	18:31:58.38	+40:41:11.0	-92.679±0.020	412.877±0.020	DR3
J18346+401	LP 229-017	2110163780975185792	M3.5 V	PMSU	18:34:36.65	+40:07:26.4	57.531±0.023	-206.467±0.022	DR3
J18352+243	G 184-13A	4535992721693216384	M2.5 V	Lep13	18:35:13.55	+24:18:43.6	-109.138±0.015	273.664±0.020	DR3
J18352+414	G 205-029	2110851841872084096	M1.5 V	PMSU	18:35:17.85	+41:29:14.9	375.728±0.027	-29.638±0.030	DR3
J18353+457	BD+45 2743	2118424350249708800	M0.5 V	AF15a	18:35:18.39	+45:44:38.5	452.362±0.014	363.466±0.014	DR3
J18354+457	BD+45 2743B	2118429538570209920	M2.5 V	AF15a	18:35:27.29	+45:45:40.9	456.426±0.022	361.292±0.022	DR3
J18356+329	LSR J1835+3259	2091177593123254016	M8.5 V	Schm07	18:35:37.88	+32:59:53.3	-72.650±0.047	-755.146±0.052	DR3
J18358+800	LP 025-002	2294281163411732736	M3.5 V	PMSU	18:35:51.81	+80:05:39.6	124.060±0.026	210.381±0.026	DR3
J18362+567	G 227-039	2148137135864023808	M0.0 V	Lep13	18:36:12.68	+56:44:44.3	21.288±0.015	-402.989±0.016	DR3
J18363+136	Ross 149	4508377078422114944	M4.0 V	PMSU	18:36:19.23	+13:36:26.4	179.231±0.030	278.830±0.033	DR3
J18387+047	LP 570-022	4283815022601507584	M0.5 V	Lep13	18:38:47.80	+04:46:03.2	-163.329±2.285	-91.248±2.033	DR2
J18387-144	GJ 2138	4103671243754951296	M2.5 V+	PMSU	18:38:44.75	-14:29:26.0	111.739±0.059	-568.995±0.047	DR3
J18394+690	RX J1839.4+6903	2259246432279875712	M2.0 V	Lep13	18:39:25.70	+69:03:03.6	5.102±0.046	200.795±0.053	DR3
J18395+298	LP 335-012	4587614930058979584	M6.5 V	Reid03	18:39:33.07	+29:52:16.5	85.690±0.040	-222.901±0.051	DR3
J18395+301	LP 335-013	4587904788810726784	M0.0 V	Lep13	18:39:32.11	+30:09:54.8	-91.576±0.010	-169.650±0.011	DR3
J18399+334	G 206-037	209127232980851456	M3.5 V	PMSU	18:39:59.90	+33:24:54.3	25.586±0.019	288.523±0.022	DR3
J18400+726	LP 044-334	2266317803873109504	M6.5 V	AF15a	18:40:02.36	+72:40:54.3	-46.129±0.119	181.580±0.130	DR3
J18402-104	Ross 719	4155146598548456064	M0.0 V	PMSU	18:40:17.84	-10:27:55.2	-143.151±0.018	-556.865±0.016	DR3
J18405+595	G 227-043	2154861821996560000	M2.0 V	Lep13	18:40:35.43	+59:30:49.3	159.387±0.019	264.995±0.023	DR3
J18409+315	BD+31 3330B	2090051761936884864	M1.0 V	AF15a	18:40:54.88	+31:31:59.1	84.608±0.017	-836.908±0.017	DR3
J18409-133	BD-13 5069	4105386688016878336	M1.0 V	PMSU	18:40:57.31	-13:22:46.6	-94.287±0.032	-671.266±0.027	DR3
J18411+247N	G 184-19B	4535928365908541440	M5.0 V	PMSU	18:41:09.80	+24:47:19.6	498.683±0.026	57.128±0.029	DR3

Table B.1: Identifiers, spectral type, 2MASS coordinates in epoch J2000, proper motions, and distances of Carmencita stars (continued).

Karmn	Name	Gaia DR3	SpT	Ref. <sup>a</sup>	$\alpha$ (J2000)	$\delta$ (J2000)	$\mu_{\alpha} \cos \delta$ [mas a <sup>-1</sup> ]	$\mu_{\delta}$ Ref. <sup>b</sup> [mas a <sup>-1</sup> ]	$d$ Ref. <sup>c</sup> [pc]
J18411+247S	G 184-19	4535928365908540416	M4.5 V+	PMSU	18:41:09.76	+24:47:14.4	505.344±0.018	87.045±0.021	DR3
J18416+397	G 205-035	2098413719661573248	M4.0 V	PMSU	18:41:37.40	+39:42:12.1	-258.446±0.020	-180.693±0.020	DR3
J18419+318	Ross 145	2090085056523454464	M3.0 V	PMSU	18:41:59.04	+31:49:49.8	-300.324±0.017	8.238±0.021	DR3
J18427+139	V816 Her	4505805591300126080	M4.0 V	PMSU	18:42:44.98	+13:54:16.7	-31.030±0.029	354.249±0.030	DR3
J18427+596N	HD 173739	2154880616774131840	M3.0 V	AF15a	18:42:46.70	+59:37:49.4	-1311.679±0.027	1792.325±0.026	DR3
J18427+596S	HD 173740	2154880616774131712	M3.5 V	AF15a	18:42:46.89	+59:37:36.7	-1400.264±0.039	1862.525±0.033	DR3
J18432+253	TYC 2112-920-1	4537477939590449280	M1.0 V	Lep13	18:43:14.46	+25:22:46.5	39.341±0.011	-211.780±0.014	DR3
J18433+406	V492 Lyr	2098514324976071424	M8.0 V	Schm07	18:43:22.13	+40:40:21.3	-120.803±0.046	591.279±0.048	DR3
J18451+063	TYC 460-624-1	428562430336874624	M1.0 V	Lep13	18:45:10.27	+06:20:15.9	-37.849±0.035	-77.712±0.030	DR3
J18453+188	G 184-024	4512525016089533472	M4.0 V	AF15a	18:45:22.95	+18:51:58.5	-139.034±0.017	-262.886±0.020	DR3
J18480-145	G 155-042	4101968375059565568	M2.5 V	PMSU	18:48:01.27	-14:34:51.2	-236.445±0.024	-237.255±0.021	DR3
J18482+076	G 141-036	4286249341336984576	M5.0 V	AF15a	18:48:17.54	+07:41:21.2	376.042±0.043	248.719±0.038	DR3
J18487+615	LSPM J1848+6135	2156787612316358144	M2.0 V	Lep13	18:48:46.71	+61:35:07.5	158.850±0.022	-71.763±0.019	DR3
J18498-238	V1216 Sgr	4075141768785646848	M3.5 V	Ria06	18:49:49.36	-23:50:10.4	639.368±0.037	-193.958±0.032	DR3
J18499+186	G 184-031	4518262684390915200	M4.5 V	AF15a	18:49:54.47	+18:40:28.7	-109.304±0.023	-278.685±0.025	DR3
J18500+030	Ross 142	4279492361332301056	M0.5 V	PMSU	18:50:00.83	+03:05:17.2	-184.885±0.019	-408.467±0.017	DR3
J18507+479	G 205-038	2119686379142441472	M3.5 V	PMSU	18:50:45.25	+47:58:19.2	256.017±0.021	-117.996±0.020	DR3
J18515+027	BD+02 3698	4279420996156850048	M0.5 V	Lep13	18:51:35.78	+02:46:23.6	-176.371±0.029	-274.447±0.025	DR3
J18516+244	G 184-036	4534214948839463040	M3.0 V	PMSU	18:51:40.86	+24:27:32.2	-355.696±0.013	-35.106±0.017	DR3
J18518+165	HD 229793	4510987662629223424	M0.0 V	PMSU	18:51:51.18	+13:00:03.5	48.314±0.217	-149.704±0.235	DR3
J18519+130	2MASS J18515965+1300034	4506203756268609792	M2.0 V	Lep13	18:53:25.37	+02:50:48.7	295.672±0.289	47.467±0.275	DR3
J18534+028	G 141-046	4279261876207080576	M2.5 V	Lep13	18:54:53.21	+00:51:46.8	-70.402±0.021	-126.769±0.018	DR3
J18548+008	BD+00 4050	4266702906501990016	M0.0 V	Lep13	18:54:53.82	+10:58:43.8	29.419±0.045	84.304±0.044	DR3
J18548+109	HD 230017B	4311983376655076864	M3.5 V	PMSU	18:55:27.41	+08:24:09.0	91.478±0.026	-69.022±0.025	DR3
J18554+084	V1285 Aql	4310275491469537152	M3.0 V+	PMSU	18:56:18.21	+54:29:51.1	44.246±0.196	-346.285±0.180	DR3
J18563+544	G 229-19	2146776906839732224	M2.0 V	PMSU	18:56:26.31	+46:22:53.7	59.366±0.029	304.045±0.032	DR3
J18564+463	G 205-047	21072572978432056576	M0.5 V	PMSU	18:57:10.54	+07:34:17.0	-129.844±0.029	-140.619±0.027	DR3
J18571+075	LP 571-080	4309961237290930304	M2.0 V	PMSU	18:59:38.61	+07:59:14.1	366.165±0.018	-181.279±0.018	DR3
J18576+535	G 229-20A	2146576757065535360	M3.5 V+	Lep13	18:57:37.96	+53:31:15.2	256.055±0.019	-52.810±0.020	DR3
J18580+059	BD+05 3993	4282578724832056576	M0.5 V	PMSU	18:58:00.14	+05:54:29.2	-196.328±0.021	-1220.611±0.021	DR3
J18596+079	BD+07 3922	4310095515150736512	M0.0 V	PMSU	18:59:38.61	+07:59:14.1	366.165±0.018	-181.279±0.018	DR3
J19025+704	LP 045-128	2262421065946579584	M2.5 V	PMSU	19:02:30.82	+70:25:50.1	4.700±0.020	215.256±0.019	DR3
J19025+754	LSPM J1902+7525	2268372099615724288	m2.5 V	Karmn	19:02:31.93	+75:25:07.0	203.466±0.018	-21.401±0.017	DR3
J19032+034	G 141-057	4269203303374311552	M3.0 V	Lep13	19:03:13.60	+03:24:02.7	-187.129±0.023	-84.586±0.020	DR3
J19032+639	StKM 1-1676A	2252778898728392448	M3.5 V+	Lep13	19:03:17.27	+63:59:34.0	78.210±0.051	121.298±0.044	aDR3
J19032-135	LP 751-001	4101582957531738112	M4.0 V	PMSU	19:03:16.65	-13:34:05.0	-493.580±0.021	-490.670±0.018	DR3
J19041+211	IRXS J190405.9+2110	4519775268806661888	M2.0 V	Lep13	19:04:06.12	+21:10:31.5	109.512±0.066	72.476±0.069	DR3
J19044+590	LSPM J1907+5905	215554025030594560	M3.0 V	Lep13	19:07:24.83	+59:05:09.4	69.990±0.023	160.796±0.022	DR3
J19045+240	TYC 2122-1204-1	4533577850572985344	M2.0 V	Lep13	19:04:31.41	+24:01:54.6	-147.641±0.013	7.829±0.019	DR3
J19070+208	Ross 730	4519789321942643072	M2.0 V	AF15a	19:07:05.56	+20:53:16.9	-478.267±0.023	-349.088±0.025	DR3
J19072+208	HD 349726	4519789081415296128	M2.0 V	PMSU	19:07:13.20	+20:52:37.3	-480.754±0.016	-332.498±0.016	DR3
J19077+325	GJ 747	2042937585610945536	M3.0 V+	PMSU	19:07:43.01	+32:32:41.8	1207.600±0.100	1089.500±0.300	Gall15
J19082+265	G 207-018	2036104102839521792	M4.5 V	PMSU	19:08:15.78	+26:35:05.7	-190.691±0.013	-502.227±0.017	DR3
J19084+322	G 207-019	204287195809344896	M3.0 V	PMSU	19:08:29.93	+32:16:51.6	-199.460±0.016	-22.471±0.003	DR3
J19093+382	StKM 1-1680	2100403801349406336	M1.0 V+	PMSU	19:09:19.17	+39:12:03.6	-112.568±0.088	-177.539±0.101	DR3
J19093-147	Ross 727	4185275209966301568	M2.5 V	PMSU	19:09:19.89	-14:44:54.8	172.633±0.022	-470.339±0.020	DR3

Table B.1: Identifiers, spectral type, 2MASS coordinates in epoch J2000, proper motions, and distances of Carmencita stars (continued).

Karmin	Name	Gaia DR3	SpT	Ref. <sup>a</sup>	$\alpha$ (J2000)	$\delta$ (J2000)	$\mu_{\alpha} \cos \delta$ [mas a <sup>-1</sup> ]	$\mu_{\delta}$ Ref. <sup>b</sup> [mas a <sup>-1</sup> ]	$d$ Ref. <sup>c</sup> [pc]
J19095+391	LSPM J1909+3910	2099652937987822720	M2.0 V	Lep13	19:09:31.69 +39:10:51.3	-110.651±0.016	-182.172±0.017	DR3	27.661±0.012
J19098+176	GJ 1232	4514347014282093312	M4.5 V	PMSU	19:09:50.87 +17:40:06.4	-640.563±0.035	-424.098±0.039	DR3	10.284±0.005
J19106+015	G 22-17	4267422193264246784	M1.5 V	Lep13	19:10:38.55 +01:32:10.4	-163.233±0.021	-196.664±0.019	DR3	34.462±0.025
J19116+050	TYC 471-1564-1	4293406921526178048	M1.0 V	Lep13	19:11:47.78 +05:00:36.1	97.040±0.026	81.619±0.025	DR3	27.623±0.019
J19122+028	Wolf 1062	4268226078065241600	M3.5 V+	PMSU	19:12:14.62 +02:53:11.4	1760.987±2.123	-554.092±2.249	DR2	9.409±0.094
J19124+355	G 207-022	2050589430625453824	M2.5 V	PMSU	19:12:29.40 +35:33:52.4	229.555±0.030	-133.701±0.032	DR3	17.927±0.010
J19146+193N	Ross 733	45161992313406309504	M3.5 V	PMSU	19:14:39.16 +19:19:03.7	-614.331±0.038	434.946±0.042	DR3	18.120±0.014
J19146+193S	Ross 734	4516199240366268672	M3.5 V	PMSU	19:14:39.21 +19:18:23.0	-618.324±0.018	434.092±0.020	DR3	18.108±0.007
J19169+051N	V1428 Aql	4293318823182081408	M2.5 V	AF15a	19:16:55.26 +05:10:08.0	-579.081±0.025	-1332.868±0.021	DR3	5.915±0.001
J19169+051S	V1298 Aql	4293315765165489536	M8.0 V	AF15a	19:16:57.61 +05:09:01.6	-598.761±0.072	-1366.063±0.065	DR3	5.919±0.002
J19185+580	LSPM J1918+5803	2143230844400805632	M1.0 V	Lep13	19:18:30.37 +58:03:13.9	54.042±0.016	170.263±0.014	DR3	38.072±0.017
J19205-076	LAWD 74	4201781696994082944	M2.5 V	PMSU	19:20:33.46 -07:39:43.8	-70.591±0.028	-177.974±0.024	DR3	10.507±0.003
J19206+731N	2MASS J19204172+7311467	2264839952875245696	m4 V	Karmin	19:20:41.73 +73:11:46.8	6.845±0.017	-82.216±0.017	DR3	30.496±0.013
J19206+731S	2MASS J19204172+7311434	226483997167921024	m4.5 V	Karmin	19:20:41.73 +73:11:43.5	7.800±0.017	-74.076±0.017	DR3	30.504±0.013
J19215+425	LSPM J1921+4230	210192694430576256	M2.0 V+	Lep13	19:21:32.10 +42:30:52.5	54.735±0.228	141.727±0.250	DR3	31.774±0.204
J19216+208	GJ 1235	4511679526657707008	M4.5 V	PMSU	19:21:38.70 +20:52:03.3	-949.499±0.039	-1456.654±0.041	DR3	10.593±0.005
J19218+286	V2078 Cyg	2038078706303237632	M1.5 V	PMSU	19:21:51.43 +28:39:58.2	864.803±0.012	255.480±0.015	DR3	23.572±0.008
J19220+070	GJ 1236	4295619138933719808	M3.0 V	PMSU	19:22:02.07 +07:02:30.3	-739.860±0.028	-444.945±0.026	DR3	10.617±0.003
J19228+307	GSC 02654-01527	2038961889014257920	M0.0 V	Lep13	19:22:48.73 +30:45:12.0	-66.347±0.106	94.516±0.128	DR3	30.579±0.116
J19234+666	NLT1 47788	225486758502521264	M1.0 V	Lep13	19:23:25.02 +66:39:52.7	-187.482±0.016	94.254±0.016	DR3	32.606±0.012
J19237+797	2MASS J19234595+7944372	2294803882408522240	M1.5 V	Lep13	19:23:45.97 +79:44:37.1	81.239±0.020	33.220±0.018	DR3	35.880±0.018
J19242+755	GJ 1238	2289304297045379456	M5.5 V	PMSU	19:24:16.31 +75:33:11.8	369.422±0.025	592.282±0.029	DR3	10.631±0.002
J19242+797	TYC 4592-101-1	229480360323357664	M1.0 V	Lep13	19:24:15.17 +79:43:36.8	82.110±0.015	32.192±0.015	DR3	35.873±0.016
J19251+283	Ross 164	2026037542160935552	M3.0 V	PMSU	19:25:08.48 +28:21:13.8	207.533±0.020	377.753±0.024	DR3	16.774±0.007
J19255+096	LSPM J1925+0938	4308488870772030336	M8.0 V	New14	19:25:30.91 +09:38:23.3	80.186±0.187	-242.866±0.193	DR3	16.974±0.055
J19260+244	G 185-023	2022893621784904064	M4.5 V	AF15a	19:26:01.62 +24:26:17.1	181.994±0.014	97.713±0.022	DR3	18.579±0.007
J19268+167	LTT 15678	432249244003901120	M3.0 V	PMSU	19:26:49.38 +16:43:01.6	34.803±0.019	207.461±0.019	DR3	20.962±0.009
J19284+289	TYC 2137-1575-1	2026408043220034176	M0.0 V	Lep13	19:28:25.52 +28:54:10.2	-9.411±0.011	-40.796±0.014	DR3	25.910±0.009
J19289+066	2MASS J19285563+0638259	4294690189048270464	M1.5 V	Lep13	19:28:55.65 +06:38:25.8	54.192±0.024	-85.634±0.018	DR3	32.766±0.028
J19312+361	G 125-15	205142598287576896	M4.5 V+	AF15a	19:31:12.55 +36:07:29.9	-129.778±0.022	-106.444±0.026	DR3	40.083±0.035
J19326+005	GJ 761.2	4287473578816247936	M0.0 V	Lep13	19:32:37.92 +00:34:39.1	218.117±0.018	25.030±0.015	DR3	22.152±0.009
J19336+395	Ross 1063	2052469973468984192	M1.5 V	PMSU	19:33:39.44 +39:31:36.6	225.101±0.072	-421.326±0.090	DR3	17.369±0.020
J19346+045	BD+04 4157	4291123545113039616	M0.0 V	Kirk91	19:34:39.84 +04:34:57.0	524.409±0.015	311.083±0.012	DR3	14.439±0.003
J19349+532	Wolf 1108	2136665454312416128	M2.5 V	PMSU	19:34:55.02 +53:15:23.6	300.440±0.019	481.881±0.020	DR3	15.210±0.003
J19351+084N	MCC 811B	4296063169833346176	M2.5 V	PMSU	19:35:06.37 +08:27:44.3	-34.088±0.021	-55.343±0.019	DR3	25.850±0.016
J19351+084S	MCC 811	4296063169842657920	M0.0 V+	PMSU	19:35:06.31 +08:27:38.8	-64.110±5.980	-55.310±4.150	HIP2	30.850±4.360
J19354+377	RX J1935.4+3746	2051984436005124480	M3.5 V+	Lep13	19:35:29.20 +37:46:08.1	-133.688±0.040	-92.350±0.043	DR3	14.467±0.008
J19358+413	BD+40 3796	2077398234224960384	M0.0 V	Lep13	19:35:51.43 +41:19:08.0	-306.425±0.205	-78.319±0.205	DR3	28.666±0.144
J19395+718	BD+71 8595	2263910113928117632	M0.0 V	PMSU	19:39:32.87 +71:52:19.2	-190.198±0.017	-443.502±0.017	DR3	21.039±0.006
J19419+031	GJ 1242	4289793067314163072	M2.0 V	PMSU	19:41:54.21 +03:09:16.0	-266.725±0.103	-480.578±0.077	DR3	23.072±0.051
J19420-210	LP 869-019	6868107358662346112	M4.0 V+	Scho05	19:42:00.65 -21:04:05.4	76.921±0.052	-250.697±0.043	DR3	18.663±0.016
J19422-207	2MASS J19421282-2045477	6868221463056407168	M5.1 V	Shk09	19:42:12.82 -20:45:48.0	-10.291±0.029	-154.256±0.026	DR3	15.849±0.007
J19457+271	Ross 165A	2028065934962125184	M4.0 V+	PMSU	19:45:45.46 +27:07:31.3	-46.150±0.023	-1224.565±0.028	DR3	10.652±0.003
J19457+323	LP 337-003	2034628782438989440	M1.0 V	PMSU	19:45:49.75 +32:23:13.7	394.293±0.013	197.823±0.016	DR3	13.755±0.003
J19463+320	BD+31 3767A	2034581091118259328	M0.5 V	PMSU	19:46:23.93 +32:01:01.4	464.790±0.014	-391.658±0.015	DR3	13.944±0.003
J19464+320	BD+31 3767B	2034581091125010048	M2.5 V	Kirk91	19:46:24.22 +32:00:57.8	483.068±0.032	-416.839±0.036	DR3	13.950±0.007

Table B.1: Identifiers, spectral type, 2MASS coordinates in epoch J2000, proper motions, and distances of Carmencita stars (continued).

Karmn	Name	Gaia DR3	SpT	Ref. <sup>a</sup>	$\alpha$ (J2000)	$\delta$ (J2000)	$\mu_{\alpha} \cos \delta$ [mas a <sup>-1</sup> ]	$\mu_{\delta}$ [mas a <sup>-1</sup> ]	$\mu_6$ Ref. <sup>b</sup> [mas a <sup>-1</sup> ]	$d$ Ref. <sup>c</sup> [pc]
J19468-019	2MASS J19465050-0157397	4234960284989103744	M3.0 V	Reid07	19:46:50.51	-01:57:39.7	117.167±0.411	-22.093±0.291	DR3	23.481±0.225
J19470+352	LSPM J1947+3516	2047568831694975232	M2.0 V	Lep13	19:47:03.45	+35:16:57.4	-115.367±0.015	-117.860±0.018	DR3	33.082±0.017
J19486+359	G 125-034	2047690533883897856	M3.5 V	Lep13	19:48:40.81	+35:55:17.2	54.010±0.020	-288.181±0.021	DR3	13.443±0.004
J19500+325	LP 338-002	2034670873110636416	M2.5 V+	PMSU	19:50:02.57	+32:35:01.7	419.900±0.400	239.000±0.200	GaII15	17.010±0.980
J19502+317	LP 338-004	2033777996642886528	M2.5 V	PMSU	19:50:15.93	+31:47:00.4	144.305±0.133	335.076±0.147	DR3	29.651±0.113
J19510+104	omi Aql B	4303294035005560704	M3.5 V	PMSU	19:51:00.68	+10:24:39.9	263.941±0.041	-116.171±0.032	DR3	19.465±0.015
J19511+464	G 208-042	2080285727861817088	M4.0 V	PMSU	19:51:09.32	+46:29:00.2	183.242±0.020	265.697±0.022	DR3	11.977±0.002
J19512+622	G 260-035	2241125999619972480	M2.0 V	Lep13	19:51:12.06	+62:17:11.8	-159.979±0.016	242.197±0.014	DR3	29.323±0.010
J19535+341	LP 282-007	2035294983392947200	M1.5 V	PMSU	19:53:32.71	+34:08:28.6	17.017±0.012	227.649±0.016	DR3	26.919±0.009
J19539+444E	G 208-45	2079073928612821760	M5.5 V	AF15a	19:53:55.14	+44:24:54.1	349.363±0.056	-480.322±0.054	DR3	4.660±0.001
J19539+444W	G 208-44	2079074130463898624	M5.5 V+	AF15a	19:53:54.48	+44:24:51.3	441.562±1.144	-434.241±1.031	DR2	4.692±0.013
J19540+325	G 125-043	2034291094904356224	M2.0 V	PMSU	19:54:02.66	+32:33:53.3	173.206±0.034	160.506±0.033	DR3	45.997±0.067
J19546+202	TYC 1624-397-1	1826261983123386240	M0.0 V	Lep13	19:54:37.56	+20:13:06.5	-38.041±0.011	-62.894±0.011	DR3	27.484±0.009
J19558+512	Wolf 1122	2088887447842531584	M1.0 V	PMSU	19:55:52.81	+51:16:22.1	472.262±0.018	346.727±0.018	DR3	25.401±0.009
J19564+591	BD+58 2015B	223572956219151136	M3.5 V	AF15a	19:56:24.86	+59:09:21.5	-430.941±0.024	-107.923±0.021	DR3	27.221±0.014
J19565+591	BD+58 2015A	2235729905789807872	M0.0 V	AF15a	19:56:33.95	+59:09:41.5	-423.908±0.158	-78.125±0.148	DR3	27.163±0.089
J19573-125	HD 188807 B	4188996885011268608	M5.0 V	PMSU	19:57:23.80	-12:33:50.2	-89.601±0.042	-518.090±0.027	DR3	17.802±0.014
J19582+020	LP 634-002	4240815184408080512	M2.5 V	PMSU	19:58:15.74	+02:02:15.6	-337.707±0.025	-820.544±0.018	DR3	15.589±0.006
J19582+650	G 260-038	2247535151679497472	M3.5 V	Lep13	19:58:16.48	+65:02:18.8	-66.668±0.026	388.736±0.023	DR3	18.585±0.006
J20005+593	2MASS J20003177+5921289	2237179062115406720	M4.1 V+	Shk09	20:00:31.74	+59:21:28.9	115.563±0.365	64.949±0.565	DR3	34.428±0.340
J20011+002	NLT1 48567	4237021938009045248	M2.0 V	Lep13	20:01:06.15	+00:16:15.5	55.576±0.018	-217.713±0.013	DR3	19.896±0.007
J20034+298	HD 190360 B	2029432043779954432	M4.5 V	AF15a	20:03:26.58	+29:51:59.5	681.116±0.019	-525.863±0.024	DR3	15.993±0.006
J20037+644	TYC 4240-978-1	2247440975935203840	M0.0 V	Lep13	20:03:47.82	+64:25:46.8	-8.141±0.163	-98.401±0.127	DR3	37.624±0.152
J20038+059	GJ 1248	4248817876711932416	M1.5 V	PMSU	20:03:51.00	+05:59:44.2	-495.478±0.025	-799.622±0.016	DR3	13.288±0.004
J20039-081	LP 694-016	4192723988912416256	M4.0 V	PMSU	20:03:58.91	-08:07:47.5	-501.166±0.025	-247.286±0.018	DR3	19.297±0.009
J20050+544	V1513 Cyg	2185710338703934976	M1.0 V+	Lep13	20:05:02.20	+54:26:03.2	-1159.524±0.036	-904.008±0.034	DR3	16.585±0.007
J20057+529	Wolf 1131	208355502357960448	M3.5 V	PMSU	20:05:44.24	+52:58:18.0	197.398±0.023	195.078±0.023	DR3	21.288±0.008
J20079-015	G 24-5	422377873773440384	M3.0 V	PMSU	20:07:57.55	-01:32:28.0	340.605±0.031	-220.128±0.020	DR3	21.166±0.013
J20082+333	GJ 1250	2055262595567307392	M4.5 V	PMSU	20:08:17.90	+33:18:13.0	346.000±4.900	369.900±4.900	PPMXL	21.650±2.530
J20093-012	2MASS J20091824-0113377	4223813264304668288	M5.0 V	AF15a	20:09:18.25	-01:13:38.3	-43.999±0.042	-374.022±0.032	DR3	10.793±0.005
J20105+065	LSPM J2010+0632	4250327300012527872	M3.5 V+	Shk10	20:10:34.44	+06:32:13.9	43.223±0.029	-203.589±0.024	DR3	16.093±0.007
J20109+708	TYC 4450-1440-1	2251459209896210816	K5 V	Karmn	20:10:57.12	+70:52:09.8	-36.834±0.017	55.115±0.018	DR3	82.615±0.084
J20112+161	BD+15 4074B	1809359465717142656	M4.0 V	AF15a	20:11:13.26	+16:11:08.0	-417.298±0.031	399.608±0.022	DR3	20.438±0.013
J20112+379	LSPM J2011+3757	2061572898979115136	M1.5 V	Lep13	20:11:12.65	+37:57:50.0	144.720±0.028	-119.282±0.027	DR3	34.116±0.029
J20129+342	G 125-70	2055671339023893248	M1.0 V	Lep13	20:12:54.91	+34:16:39.7	-390.133±0.031	-132.437±0.039	DR3	31.319±0.032
J20132+029	[R78] 440	4244169931815651712	M1.0 V	Lep13	20:13:12.82	+02:56:02.0	108.686±0.021	21.157±0.019	DR3	36.551±0.030
J20138+133	Ross 754	1803475188714186368	M1.0 V	Lep13	20:13:51.81	+13:23:19.7	421.921±0.014	19.129±0.015	DR3	30.686±0.013
J20139+066	LP 574-001	4249667627392687488	M3.5 V	PMSU	20:13:58.98	+06:41:16.2	-252.048±0.023	-582.564±0.018	DR3	22.952±0.012
J20151+635	LP 106-240	2244165462076988672	M0.0 V	Lep13	20:15:09.91	+63:31:12.8	304.261±0.025	224.188±0.020	DR3	34.831±0.021
J20165+351	G 210-011	2055820838238174592	M2.0 V	Lep13	20:16:32.15	+35:10:42.7	-85.540±0.016	-322.041±0.019	DR3	25.696±0.012
J20187+158	LTT 15944	1808403096750183168	M2.5 V	PMSU	20:18:44.56	+15:50:46.2	174.236±0.018	-59.452±0.018	DR3	17.489±0.006
J20195+080	LTT 15948	425025599259495552	M3.0 V	PMSU	20:19:34.50	+08:00:30.0	98.593±0.158	-186.542±0.112	DR3	37.268±0.180
J20198+229	LP 395-8 A	1829571684890816384	M3.0 V+	Lep13	20:19:49.26	+22:56:36.4	83.565±0.019	106.536±0.020	DR3	29.501±0.023
J20220+216	TYC 1643-120-1	1829237158474914688	M2.0 V	Lep13	20:22:01.62	+21:47:21.8	2.626±0.021	-131.790±0.019	DR3	26.961±0.020
J20223+322	2MASS J20221862+3217154	2054269874008075904	M3.5 V	Lep13	20:22:18.63	+32:17:15.3	147.521±0.017	-12.294±0.020	DR3	19.559±0.008
J20227+473	Ross 176	2083391813854073856	K5 V	Bide85	20:22:45.19	+47:18:27.8	227.078±0.013	204.463±0.013	DR3	46.501±0.024

Table B.1: Identifiers, spectral type, 2MASS coordinates in epoch J2000, proper motions, and distances of Carmencita stars (continued).

Karmn	Name	Gaia DR3	SpT	Ref. <sup>a</sup>	$\alpha$ (J2000)	$\delta$ (J2000)	$\mu_{\alpha} \cos \delta$ [mas a <sup>-1</sup> ]	$\mu_{\delta}$ Ref. <sup>b</sup> [mas a <sup>-1</sup> ]	$d$ Ref. <sup>c</sup> [pc]
J20229+106	NLTT 49159	1753902985417270528	M3.0 V	PB97	20:22:56.21	+10:40:50.8	-380.424±0.021	-394.671±0.018	DR3
J20232+671	NLTT 49224	2246676707976104960	M5.0 V+	Law08	20:23:17.96	+67:10:10.2	219.955±0.080	170.475±0.060	DR3
J20260+585	Wolf 1069	2188318517720321664	M5.0 V	PMSU	20:26:05.30	+58:34:22.7	261.038±0.032	542.906±0.031	DR3
J20269+275	G 186-027	185995961888258432	M2.0 V	PMSU	20:26:56.31	+27:30:58.6	-23.239±0.518	280.702±0.639	DR3
J20287-114	L 755-019	6904064446906104832	M3.0 V	Rie14	20:28:43.63	-11:28:30.9	159.097±0.032	-96.975±0.023	DR3
J20298+096	HU Del	1752805741531173632	M4.5 V+	PMSU	20:29:48.32	+09:41:20.6	669.342±2.059	101.330±1.519	DR2
J20301+798	GSC 04593-01344	2291961885368309504	M3.0 V+	Lep13	20:30:07.15	+79:50:46.6	98.930±0.022	44.303±0.021	DR3
J20305+654	GJ 793	22462060567973292160	M2.5 V	PMSU	20:30:32.05	+65:26:58.4	443.264±0.019	283.354±0.017	DR3
J20314+385	Ross 188	2064100569188230144	M4.0 V+	PMSU	20:31:25.64	+38:33:44.2	201.383±0.449	720.678±0.488	DR3
J20336+617	GJ 1254	2195298973450457984	M4.0 V	PMSU	20:33:40.32	+61:45:13.6	537.941±0.025	911.121±0.025	DR3
J20337+233	G 186-29A	1819258227150298752	M3.0 V+	PMSU	20:33:42.76	+23:22:14.0	292.866±0.042	84.055±0.040	DR3
J20339+643	G 262-018	2245327439707888256	M3.5 V	PMSU	20:33:59.86	+64:19:10.1	-423.373±0.021	-126.904±0.019	DR3
J20347+033	G 24-20	4233129014004310656	M2.5 V	PMSU	20:34:43.03	+03:20:51.3	287.808±0.026	-479.070±0.020	DR3
J20349+592	Wolf 1074	2194392804070784128	M3.5 V	PMSU	20:34:55.31	+59:17:26.8	-239.829±0.025	-47.952±0.022	DR3
J20367+388	G 209-038	2063967910147595008	M3.5 V	PMSU	20:36:46.03	+38:50:32.7	170.651±0.016	-150.558±0.016	DR3
J20373+219	Wolf 1351	1817764510545876736	M0.5 V	PMSU	20:37:20.81	+21:56:52.3	-36.089±1.822	-277.460±1.745	DR2
J20403+616	TYC 4246-488-1	2195072680215085568	M1.0 V	Lep13	20:40:18.69	+61:41:30.2	-44.492±0.024	-108.833±0.024	DR3
J20405+154	GJ 1256	1810616448010879488	M4.5 V	AF15a	20:40:33.86	+15:29:58.7	1320.679±0.025	662.147±0.024	DR3
J20407+199	GJ 797B	1814240507054683008	M2.5 V+	AF15a	20:40:44.51	+19:54:03.2	118.708±0.017	312.222±0.016	aDR3
J20409-101	StKm 1-1806	6902982231180003072	M1.5 V+	PMSU	20:40:56.40	-10:06:45.3	-71.900±2.900	139.900±3.000	PPMXL
J20418-324	AT Mic A	6792436799475128960	M4.5 V+	Ria06	20:41:51.13	-32:26:06.7	246.929±0.076	-417.195±0.055	DR3
J20429-189	BD-19 5899	6858312737278836736	M1.5 V	PMSU	20:42:57.15	-18:55:06.1	601.393±0.019	-859.056±0.014	DR3
J20433+047	LSPM J2043+0445	1735245338242513536	M5.0 V	New14	20:43:23.87	+04:45:55.2	446.319±0.183	-145.517±0.157	DR3
J20433+553	GJ 802	2183807118443409536	M5.0 V+	PMSU	20:43:19.26	+55:20:53.1	867.526±0.467	1711.731±0.447	DR3
J20436+240	Wolf 1360	184320672875513472	M2.5 V	Lep13	20:43:34.52	+24:07:40.9	144.981±0.015	-40.649±0.015	DR3
J20436+642	G 262-026	2245095683274908672	M0.0 V	Lep13	20:43:41.36	+64:16:54.1	309.812±0.027	-102.037±0.023	DR3
J20436-001	LP 635-046	4227888840368754432	M0.0 V	PMSU	20:43:41.33	-00:10:41.6	360.705±0.018	252.735±0.016	DR3
J20443+197	HD 352860	181407083868707840	M0.0 V+	PMSU	20:44:21.95	+19:44:58.7	30.089±0.530	-554.793±0.494	DR3
J20445+089N	LP 576-039	1750816651978245248	M3.5 V+	PMSU	20:44:30.44	+08:54:25.5	208.527±0.058	97.650±0.045	DR3
J20445+089S	LP 576-040	1750816656275568000	M1.5 V	PMSU	20:44:30.72	+08:54:11.0	201.402±0.020	97.594±0.015	DR3
J20450+444	BD+44 3567	2070115588901082368	M1.5 V	PMSU	20:45:04.10	+44:29:56.6	434.028±0.018	271.022±0.020	DR3
J20451-313	AU Mic	6794047652729201024	M0.5 V	Ria06	20:45:09.53	-31:20:27.2	281.319±0.022	-360.148±0.019	DR3
J20488+197	G 144-039	1814395228960323776	M4.0 V+	PMSU	20:48:52.46	+19:43:04.9	-167.500±4.900	-203.200±4.900	PPMXL
J20496-003	Wolf 882	4227165812690769408	M3.5 V	PMSU	20:49:39.54	-00:21:03.4	302.986±0.024	-205.992±0.018	DR3
J20519+691	G 262-029	2271106756832674304	M1.0 V+	PMSU	20:51:59.86	+69:10:07.6	231.502±0.143	3.198±0.154	DR3
J20525-169	LP 816-060	6882963066420161664	M4.0 V	Gra06	20:52:33.02	-16:58:29.0	-309.115±0.041	37.051±0.026	DR3
J20532-023	LP 636-019	6916734905368878080	M2.9 V+	Shk09	20:53:14.66	-02:21:21.9	194.786±0.814	10.704±0.537	DR3
J20533+621	HD 199305	2195886971653527168	M1.0 V	Lep13	20:53:19.79	+62:09:15.8	.259±0.019	-773.096±0.016	DR3
J20535+106	G 25-8	1750765357185849856	M4.0 V	Lep13	20:53:33.06	+10:37:02.2	-492.514±0.028	-447.205±0.021	DR3
J20549+675	LP 074-035	2270110569236141824	M2.0 V	Lep13	20:54:54.46	+67:35:07.9	160.237±0.020	117.036±0.018	DR3
J20556-140N	GJ 810 A	6887029163498137856	M4.0 V+	PMSU	20:55:37.75	-14:02:08.0	1416.623±0.435	-472.375±0.330	DR3
J20556-140S	GJ 810 B	6887025272524300416	M5.0 V	PMSU	20:55:37.12	-14:03:54.9	1420.755±0.044	-472.266±0.030	DR3
J20567-104	Wolf 896	689035330746858368	M2.5 V	PMSU	20:56:46.60	-10:26:54.7	-37.080±0.027	-1124.455±0.017	DR3
J20568-048	FR Agr	6913810483612308480	M4.0 V+	PMSU	20:56:48.54	-04:50:49.1	796.593±0.074	-219.648±0.052	DR3
J20574+223	Wolf 3273	183885537694602720	M2.0 V	PMSU	20:57:25.36	+22:21:45.8	769.644±0.021	-213.507±0.020	DR3
J20586+342	LP 285-005	1866522319330814592	M0.0 V	PMSU	20:58:41.93	+34:16:27.0	290.854±0.017	-144.895±0.020	DR3



Table B.1: Identifiers, spectral type, 2MASS coordinates in epoch J2000, proper motions, and distances of Carmencita stars (continued).

Karmn	Name	Gaia DR3	SpT	Ref. <sup>a</sup>	$\alpha$ (J2000)	$\delta$ (J2000)	$\mu_{\alpha} \cos \delta$ [mas a <sup>-1</sup> ]	$\mu_{\delta}$ Ref. <sup>b</sup> [mas a <sup>-1</sup> ]	$d$ Ref. <sup>c</sup> [pc]
J21000+400	V1396 Cyg	1873073175244118784	M1.5 V+	PMSU	21:00:05.39	+40:04:12.7	602.234±0.068	-250.521±0.080	DR3
J21001+495	G 212-014	2168622381825547648	M2.0 V	Lep13	21:00:08.93	+49:35:17.1	188.353±0.016	228.964±0.016	DR3
J21012+332	LP 340-547	1866215589940389120	M3.0 V+	PMSU	21:01:16.09	+33:14:33.3	325.553±0.570	-164.231±0.701	DR3
J21013+332	LP 340-548	186621555581050496	M3.5 V+	PMSU	21:01:20.63	+33:14:28.0	307.901±1.056	-128.047±1.037	DR2
J21014+207	G 144-050	1837688520231257472	M3.5 V+	PMSU	21:01:24.84	+20:43:38.0	-386.200±4.800	-397.600±4.800	PPMXL
J21019-063	Wolf 906	6910371005081903488	M2.5 V	AF15a	21:01:58.64	-06:19:07.5	-230.249±0.028	-442.331±0.019	DR3
J21027+349	G 211-009	1866460334359360768	M4.5 V	AF15a	21:02:46.09	+34:54:35.6	238.576±0.014	-272.626±0.017	DR3
J21044+455	TYC 3588-5589-1	2162788544946586624	M2.0 V	Lep13	21:04:28.68	+45:35:42.9	168.788±0.017	-39.234±0.016	DR3
J21048-169	Ross 769	6882393725554653056	M1.0 V	PMSU	21:04:53.38	-16:57:31.9	-916.063±0.016	-2039.791±0.013	DR3
J21055+061	2MASS J21053205+0609155	1736707482548494848	M3.0 V	Lep13	21:05:32.06	+06:09:15.5	27.722±0.036	44.744±0.025	DR3
J21057+502	2MASS J21054537+5015435	2169119322418793600	M3.5 V	AF15a	21:05:45.38	+50:15:43.6	95.278±0.018	32.007±0.016	DR3
J21059+044	LP 576-034	1732878776902363264	M2.5 V	PMSU	21:05:56.38	+04:25:40.8	123.946±0.027	-175.944±0.024	DR3
J21074+468	2MASS J21072810+4651537	2164365897458715392	M2.0 V	AF15a	21:07:28.10	+46:51:53.8	24.494±0.015	97.915±0.015	DR3
J21076-130	IRXS J210736.5-130500	6885822307751773568	M3.0 V	Ria06	21:07:36.79	-13:04:58.2	61.036±0.046	-87.196±0.029	DR3
J21087-044N	[RHG95] 3306	6912161143154808192	M3.0 V	PMSU	21:08:44.81	-04:25:18.2	-53.082±0.028	-7.295±0.026	DR3
J21087-044S	BD-05 5480A	6912161147450851840	M1.0 V+	Mons01	21:08:45.50	-04:25:36.3	-80.356±0.488	-29.119±0.424	DR3
J21092-133	Wolf 918	6885776098199761024	M1.0 V	PMSU	21:09:17.43	-13:18:09.0	715.064±0.029	-1995.446±0.018	DR3
J21100-193	BPS CS 22898-0065	6833292181958100224	M2.0 V	Ria06	21:10:05.36	-19:19:57.6	90.610±0.032	-90.995±0.022	DR3
J21109+294	Ross 824	1851511649139822208	M1.5 V+	PMSU	21:10:54.75	+29:25:23.3	-226.610±1.820	-294.840±1.470	HIP2
J21123+359	LP 285-009	1867689519637192704	M1.5 V	Lep13	21:12:22.42	+35:55:23.3	182.532±0.041	86.480±0.050	DR3
J21127-073	2MASS J21124559-0719558	6898744185014057216	M3.5 V	AF15a	21:12:45.60	-07:19:55.9	104.806±0.027	-37.140±0.022	DR3
J21137+087	LSPM J2113+0846N	17431671820082283136	M2.0 V	Lep13	21:13:44.61	+08:46:10.6	151.076±0.255	-94.615±0.210	DR3
J21138+180	Ross 772	1788103874414950144	M3.0 V	Lep13	21:13:52.51	+18:05:59.5	447.043±0.023	-45.689±0.019	DR3
J21145+508	LSPM J2114+5052	2166211633861548800	M2.5 V	Lep13	21:14:32.25	+50:52:31.6	211.510±0.025	.547±0.022	DR3
J21147+380	G 211-14	1964791549008457856	M2.5 V+	PMSU	21:14:46.87	+38:01:14.3	167.771±0.037	421.008±0.045	DR3
J21152+257	LP 397-041	184159054959106176	M3.0 V	PMSU	21:15:12.60	+25:47:45.5	134.820±0.022	-268.448±0.017	DR3
J21160+298E	Ross 776	1851868127125091840	M3.5 V+	PMSU	21:16:05.82	+29:51:51.0	200.460±0.359	36.537±0.396	DR3
J21160+298W	Ross 826	1851868127125091968	M3.5 V	PMSU	21:16:03.84	+29:51:46.0	210.559±0.018	41.483±0.019	DR3
J21164+025	LSPM J2116+0234	2692455319291894400	M3.0 V	Lep13	21:16:27.28	+02:34:51.4	247.356±0.021	-39.763±0.015	DR3
J21173+208N	Ross 773 A	1791309809807683200	M3.5 V	PMSU	21:17:22.74	+20:53:54.7	308.290±0.023	285.290±0.018	DR3
J21173+208S	Ross 773 B	1791309814098901120	M3.0 V	PMSU	21:17:22.65	+20:53:58.6	299.502±0.021	297.487±0.017	DR3
J21173+640	G 262-038	2220351174091526016	M5.0 V	Law08	21:17:21.91	+64:02:39.5	342.087±0.270	-22.179±0.263	DR3
J21176-089N	StKM 1-1876	6896057214818851712	M2.5 V+	PMSU	21:17:36.15	-08:54:11.0	-74.628±0.769	-40.136±0.608	DR3
J21176-089S	GJ 4188B	6896056458904608128	M3.0 V	PMSU	21:17:39.63	-08:54:49.2	-73.313±0.023	-27.184±0.018	DR3
J21185+302	GSC 02703-00706	185178719879007232	M1.5 V	Lep13	21:18:33.76	+30:14:34.6	59.353±0.015	-22.444±0.017	DR3
J21221+229	TYC 2187-512-1	1791995119082190848	M1.0 V	Lep13	21:22:06.28	+22:55:53.1	108.770±0.019	117.794±0.015	DR3
J21243+085	G 93-006	1740318210014704256	M3.5 V	PMSU	21:24:19.27	+08:30:06.3	-181.000±4.800	-171.200±4.800	PPMXL
J21245+400	LSR J2124+4003	196547848902062464	M5.5 V	AF15a	21:24:32.32	+40:03:59.7	542.230±0.022	439.024±0.023	DR3
J21267+037	GJ 828.1	2692798534424338304	M0.0 V	Lep13	21:26:42.45	+03:44:13.7	-39.991±0.015	-53.594±0.013	DR3
J21272-068	Wolf 920	6898272528885931008	M0.5 V	PMSU	21:27:16.86	-06:50:39.4	29.081±0.040	-399.233±0.027	DR3
J21275+340	V2160 Cyg	1854353921061345792	M1.0 V	PMSU	21:27:32.96	+34:01:28.6	-279.498±0.051	-181.689±0.066	DR3
J21277+072	Ross 778	1739379433242806144	M1.0 V	PMSU	21:27:46.44	+07:17:56.2	-224.753±0.048	-646.348±0.049	DR3
J21280+179	LP 457-038	1784536685033921920	M1.5 V	Lep13	21:28:05.48	+17:54:00.2	81.597±0.025	154.391±0.019	DR3
J21283-223	LP 873-049	6828140347214896000	M2.5 V	PMSU	21:28:18.28	-22:18:32.4	-209.602±0.028	-259.879±0.026	DR3
J21296+176	Ross 775	1784473016438653056	M3.5 V+	PMSU	21:29:36.81	+17:38:35.9	1007.040±0.025	378.400±0.023	DR3
J21313-097	BB Cap	6894054664842632448	M4.5 V+	PMSU	21:31:18.57	-09:47:26.5	1246.510±0.947	-61.066±0.800	DR2

Table B.1: Identifiers, spectral type, 2MASS coordinates in epoch J2000, proper motions, and distances of Carmencita stars (continued).

Karmin	Name	<i>Gaia</i> DR3	SpT	Ref. <sup>a</sup>	$\alpha$ (J2000)	$\delta$ (J2000)	$\mu_{\alpha} \cos \delta$ [mas a <sup>-1</sup> ]	$\mu_{\delta}$ Ref. <sup>b</sup> [mas a <sup>-1</sup> ]	<i>d</i> Ref. <sup>c</sup> [pc]
J21323+245	LP 397-34 A	1798246358081360256	M3.5 V+	PMSU	21:32:21.96	+24:33:41.3	229.028±0.043	-8.883±0.028	DR3
J21338+017N	LP 638-066	2688566793341935616	M4.0 V	PMSU	21:33:49.14	+01:47:01.6	-7.230±0.032	-723.225±0.025	DR3
J21338+017S	NLT 51554	2688566793341935360	M4.0 V	PMSU	21:33:49.13	+01:46:56.5	-14.889±0.032	-726.895±0.025	DR3
J21338-068	Wolf 923	2670661109044300160	M4.0 V	PMSU	21:33:48.91	-06:51:10.4	126.248±0.032	-502.822±0.020	DR3
J21348+515	Wolf 926	2171727299589482112	M3.0 V	PMSU	21:34:50.34	+51:32:13.6	458.905±0.037	313.164±0.037	DR3
J21366+394	V2168 Cyg	1953952391581618432	M0.0 V+	PMSU	21:36:38.58	+39:27:20.5	-209.181±0.153	-160.107±0.186	DR3
J21369+561	Ross 215	177698987752111008	M1.5 V	Lep13	21:36:58.84	+56:07:04.7	-10.842±0.018	153.190±0.018	DR3
J21374-059	2MASS J21372900-0555082	26708535274262946560	M3.0 V+	Reid07	21:37:29.00	-05:55:08.1	13.600±5.400	151.700±5.400	PPMXL
J21376+016	GSC 00543-00620	26943353690543010560	M4.5 V+	AF15a	21:37:40.19	+01:37:13.5	85.320±0.128	-50.927±0.099	DR3
J21378+530	Ross 199	217372856181790208	M0.0 V	PMSU	21:37:50.21	+53:04:49.0	312.634±0.104	52.744±0.097	DR3
J21380+277	BD+27 4120A	1800808220175220480	M0.0 V+	PMSU	21:38:00.39	+27:43:25.4	480.925±0.016	-62.795±0.013	DR3
J21399+276	LP 342-008	1800750014779745152	M1.5 V+	PMSU	21:39:54.36	+27:36:43.3	277.366±0.528	-219.248±0.346	DR3
J21402+370	LP 286-001	1952680497148998144	M0.5 V	Lep13	21:40:12.79	+37:03:28.9	-390.234±0.010	-297.577±0.011	DR3
J21419+276	G 188-019	1800587802453920640	M3.5 V	PMSU	21:41:58.38	+27:41:15.0	-292.040±0.979	-53.839±0.840	DR2
J21421-121	Ross 206	6844519325638029184	M3.0 V	PMSU	21:42:07.47	-12:09:48.3	106.082±0.044	-684.800±0.041	DR3
J21441+170N	G 126-030	1773497412196823680	M4.5 V	PMSU	21:44:07.98	+17:04:37.3	245.379±0.022	1.419±0.020	DR3
J21441+170S	G 126-031	1773485214494929536	M4.0 V	PMSU	21:44:09.03	+17:03:35.0	252.058±0.031	3.091±0.025	DR3
J21442+066	G 93-033	2700417192226894976	M3.0 V+	PMSU	21:44:12.99	+06:38:29.3	-324.092±0.046	-166.471±0.035	DR3
J21449+442	BD+43 4035	1973094614149871872	M1.5 V+	Lep13	21:44:53.99	+44:17:08.9	-140.600±0.014	-655.396±0.015	DR3
J21450+198	G 126-32B	1792460830975653248	M1.5 V	Lep13	21:45:04.92	+19:53:35.5	-18.973±0.303	-239.987±0.279	DR3
J21450-057	Wolf 937	2668249051115631232	M3.0 V	PMSU	21:45:00.78	-05:47:13.3	-169.768±0.042	-435.502±0.027	DR3
J21454-059	Wolf 939	2668036572156599040	M3.5 V	PMSU	21:45:24.89	-05:54:06.0	-139.467±0.035	-343.976±0.029	DR3
J21463+382	LSPM J2146+3813	1952802469918554368	M4.0 V	Lep13	21:46:22.07	+38:13:05.0	161.454±0.017	-119.739±0.019	DR3
J21466+668	G 264-012	2222540228723911168	M4.0 V	AF15a	21:46:40.24	+66:48:10.6	392.469±0.026	206.812±0.023	DR3
J21466-001	Wolf 940	2681122098893985408	M4.0 V	PMSU	21:46:40.42	-00:10:23.8	769.366±0.049	-505.682±0.034	DR3
J21469+466	Wolf 944	1974606167761195904	M4.0 V	PMSU	21:46:56.24	+46:38:06.2	278.746±0.018	-5.600±0.018	DR3
J21472-047	2MASS J21471744-0444406	2669873515120908544	M4.5 V	AF15a	21:47:17.45	-04:44:40.7	256.994±0.039	5.376±0.027	DR3
J21474+627	TYC 4266-736-1	2216420110788943744	M0.0 V	Karmin	21:47:24.79	+62:45:13.9	-173.425±0.012	-10.654±0.011	DR3
J21478+502	Wolf 945	1980487077505535744	M3.5 V	PMSU	21:47:52.48	+50:14:47.7	693.780±0.020	425.625±0.017	DR3
J21479+058	Ross 779	2700078508285769088	M1.5 V	PMSU	21:47:57.22	+05:49:21.6	325.642±0.021	-322.433±0.019	DR3
J21481+014	LP 638-040	2693412169286681088	M3.5 V	PMSU	21:48:10.22	+01:26:42.5	224.045±0.022	-32.776±0.020	DR3
J21482+279	G 188-026	1800265817345116544	M2.0 V	PMSU	21:48:15.27	+27:55:42.0	-204.913±0.019	-691.722±0.018	DR3
J21512+128	G 18-1	1766511046596516608	M4.0 V	PMSU	21:51:17.51	+12:50:30.7	666.999±0.031	160.492±0.023	DR3
J21518+136	LP 518-058	1768825106253209984	M4.5 V+	PMSU	21:51:48.32	+13:36:15.2	191.410±0.067	-89.379±0.062	DR3
J21521+056	StKM 1-1950	2697021694162378880	M3.0 V+	PMSU	21:52:10.39	+05:37:35.9	119.170±7.950	-150.290±4.890	HIP2
J21521+274	G 188-028	1799991798431932800	M4.0 V	PMSU	21:52:11.78	+27:25:00.3	282.633±0.020	-755.067±0.022	DR3
J21539+417	GJ 839	1960390203963541760	M0.0 V	PMSU	21:53:59.00	+41:46:44.5	384.927±0.010	-360.604±0.012	DR3
J21566+197	Ross 263	1780624347783836032	M3.5 V	PMSU	21:56:37.93	+19:46:14.4	-87.158±0.065	-480.334±0.053	DR3
J21569-019	LP 639-001	2679694971455927296	M5.0 V	PMSU	21:56:55.25	-01:54:09.3	1280.970±0.033	12.106±0.036	DR3
J21574+081	Wolf 953	2724890053318383232	M1.5 V	PMSU	21:57:26.23	+08:08:13.9	373.799±0.023	100.008±0.020	DR3
J21584+755	GJ 842.2	2280191304155597184	M0.5 V	PMSU	21:58:24.52	+75:35:20.6	231.354±0.014	22.578±0.012	DR3
J21585+612	LSPM J2158+6117	2204001126955518592	M6.0 V	Lep03	21:58:34.62	+61:17:06.0	807.952±0.032	110.732±0.030	DR3
J21593+418	G 215-030	195969434607205504	M3.0 V	PMSU	21:59:21.92	+41:51:31.9	109.846±0.018	-408.768±0.020	DR3
J22012+283	V374 Peg	1893189736896880640	M4.0 V	PMSU	22:01:13.12	+28:18:24.9	372.797±0.028	42.797±0.025	DR3
J22012+323	Wolf 1154 A	1899518074852685440	M1.5 V	Lep13	22:01:13.98	+32:23:12.9	118.459±0.015	61.824±0.024	DR3
J22018+164	Ross 265	1775651840806925312	M2.0 V+	PMSU	22:01:49.06	+16:28:02.7	391.820±2.080	156.080±2.210	HIP2

Table B.1: Identifiers, spectral type, 2MASS coordinates in epoch J2000, proper motions, and distances of Carmencita stars (continued).

Karmn	Name	Gaia DR3	SpT	Ref. <sup>a</sup>	$\alpha$ (J2000)	$\delta$ (J2000)	$\mu_{\alpha} \cos \delta$ [mas a <sup>-1</sup> ]	$\mu_{\delta}$ Ref. <sup>b</sup> [mas a <sup>-1</sup> ]	$d$ Ref. <sup>c</sup> [pc]
J22020-194	LP 819-017	6823750688771587840	M3.5 V	PMSU	22:02:00.79	-19:28:59.2	930.148±0.066	74.014±0.039	DR3
J22021+014	BD+00 4810	2683023811628007296	M0.5 V	AF15a	22:02:10.28	+01:24:00.8	-452.372±0.036	-278.725±0.031	DR3
J22033+674	G 264-017	2220012421430629632	M3.5 V	PMSU	22:03:21.26	+67:29:59.8	531.310±0.017	-296.357±0.017	DR3
J22035+036	2MASS J22033338+0340235	2683961454529115264	M4.0 V+	AF15a	22:03:33.38	+03:40:23.5	2.719±0.112	-126.741±0.107	DR3
J22051+051	Wolf 983	2696230389387273088	M4.0 V	PMSU	22:05:06.80	+05:08:11.9	458.177±0.026	141.384±0.028	DR3
J22057+656	G 264-18 A	2218502551448745088	M1.5 V	PMSU	22:05:45.36	+65:38:55.5	-315.372±0.016	-159.372±0.986	DR3
J22058-119	BD-12 6174	2613420563766963200	M0.0 V	PMSU	22:05:51.30	-11:54:51.2	-276.637±0.949	20.386±0.010	DR3
J22060+393	G 189-001	195632833130770048	M3.0 V	PMSU	22:06:00.67	+39:18:02.9	69.116±0.018	-459.053±0.020	DR3
J22063+173	Ross 268	1776179945695834368	M3.5 V	Lep13	22:06:22.62	+17:22:20.8	361.914±0.034	84.108±0.020	DR3
J22067+034	Wolf 990	2683714304930755712	M4.0 V	PMSU	22:06:46.36	+03:25:03.9	470.952±0.035	-319.855±0.028	DR3
J22088+117	2MASS J22085034+1144131	2727844441062478464	M4.5 V	AF15a	22:08:50.34	+11:44:13.2	90.104±0.026	-51.575±0.029	DR3
J22095+118	LP 519-038	2727847361640234752	M3.0 V	AF15a	22:09:31.68	+11:52:53.6	166.017±0.023	-125.564±0.030	DR3
J22096-046	BD-05 5715	2627117287488522240	M3.5 V	PMSU	22:09:40.34	-04:38:26.7	1132.583±0.039	-22.157±0.031	DR3
J22097+410	G 214-012	1956721064938340224	M3.5 V	PMSU	22:09:43.05	+41:02:05.6	421.554±0.020	240.689±0.021	DR3
J22102+587	UCAC4 744-073158	2199658670194983040	m2	Karmn	22:10:15.14	+58:42:22.2	21.234±0.018	-20.905±0.015	DR3
J22107+079	Wolf 1003 A	2722006206116795008	M0.5 V+	Lep13	22:10:44.70	+07:54:32.7	254.770±0.116	13.226±0.057	DR3
J22112+410	G 214-014	1958031442283263616	M0.0 V	Lep13	22:11:16.95	+41:00:54.8	-210.735±0.018	232.507±0.019	DR3
J22112-025	G 27-17	2676023495972445184	M2.0 V	PMSU	22:11:13.49	-02:32:37.1	427.398±0.043	-71.325±0.048	DR3
J22114+409	IRXS J221124.3+410000	1958030617647715328	M5.5 V	AF15a	22:11:24.16	+40:59:58.7	-91.373±0.019	67.119±0.020	DR3
J22115+184	Ross 271	1776317182780536064	M2.0 V	PMSU	22:11:30.09	+18:25:34.3	329.059±0.022	180.634±0.024	DR3
J22117-207	WT 2221	6820341000133968768	M3.5 V	PMSU	22:11:42.10	-20:44:18.3	146.522±0.030	-64.523±0.025	DR3
J22125+085	Wolf 1014	272355778882526720	M3.0 V	PMSU	22:12:35.94	+08:33:11.6	106.380±0.027	-67.115±0.041	DR3
J22129+550	LF 4 +54 152	2005884146848632192	M0.0 V	Lep13	22:12:56.82	+55:04:50.1	-100.458±0.179	42.636±0.171	DR3
J22134-147	Wolf 1556	2599823487582145024	M3.5 V	PMSU	22:13:28.80	-14:44:54.5	-303.960±0.027	-272.500±0.020	DR3
J22135+259	LP 399-165	1880064759219905792	M3.5 V	PMSU	22:13:35.69	+25:58:10.5	173.887±0.025	-146.250±0.027	DR3
J22137-176	LP 819-052	6825822095663585536	M4.5 V	PMSU	22:13:42.86	-17:41:08.7	856.646±0.036	-306.696±0.031	DR3
J22138+052	Wolf 1019	27082645097392544	M1.5 V+	PMSU	22:13:53.33	+05:16:35.5	184.983±0.023	-40.944±0.025	DR3
J22142+255	2MASS J22141765+2534066	1879665881313941760	M4.3 V+	Shk09	22:14:17.69	+25:34:06.4	160.283±0.521	-45.718±0.481	DR3
J22154+662	G 264-022	2218904319868065408	M3.5 V	PMSU	22:15:26.15	+66:13:27.7	3.859±0.030	208.890±0.024	DR3
J22160+546	G 232-062	2005804153064109056	M4.0 V	AF15a	22:16:02.60	+54:39:59.4	210.829±0.025	67.431±0.020	DR3
J22163+709	LP 48-567	2229668951018122112	M2.0 V	PMSU	22:16:20.22	+70:56:39.8	862.830±0.017	-40.692±0.017	DR3
J22173-088N	FG Aqr A	2616132101175106816	M4.0 V+	PMSU	22:17:18.97	-08:48:12.3	-462.215±0.249	-288.049±0.212	DR3
J22173-088S	Wolf 1561 BC	2616132101175335936	M5.0 V+	PMSU	22:17:18.70	-08:48:19.3	-495.519±0.150	-251.400±0.128	DR3
J22176+565	2MASS J22173704+5633100	2006291172301865984	M1.5 V	Lep13	22:17:37.03	+56:33:09.8	93.864±0.743	78.663±0.675	DR3
J22202+067	Wolf 1034	2708839657453920256	M2.5 V	AF15a	22:20:13.26	+06:43:32.0	284.618±0.027	280.853±0.037	DR3
J22212+377	LSPM J2221+3744A	1906990222734672384	M1.5 V	Lep13	22:21:12.85	+37:44:49.4	159.361±0.030	45.094±0.032	DR3
J22228+280	G 127-022	1881898955069713024	M4.0 V	PMSU	22:22:50.86	+28:01:47.5	396.728±0.026	-69.196±0.025	DR3
J22231-176	LP 820-012	2595284016771502080	M4.5 V	PMSU	22:23:07.00	-17:36:26.3	308.712±0.045	-178.387±0.040	DR3
J22234+324	Wolf 1225 A	1901774348080491392	M3.0 V+	AF15a	22:23:29.13	+32:27:33.9	243.552±0.044	-251.907±0.058	DR3
J22249+520	G 232-069	2001345397199713152	M4.5 V	PMSU	22:24:55.92	+52:00:18.7	233.155±0.017	431.983±0.017	DR3
J22250+356	IRXS J222501.1+354008	1905816425352678656	M2.0 V	Lep13	22:25:01.73	+35:40:07.7	-58.177±0.036	-152.309±0.040	DR3
J22252+594	G 232-070	2200501793758177152	M4.0 V	PMSU	22:25:17.07	+59:24:49.8	122.084±0.024	-310.129±0.022	DR3
J22262+030	Wolf 1201	2703757302393547392	M3.5 V	PMSU	22:26:15.77	+03:00:18.5	-493.621±0.033	-451.242±0.033	DR3
J22264+583	2MASS J22262498+5823051	220007669074871040	M3.0 V	AF15a	22:26:24.99	+58:23:05.2	-125.714±0.018	-76.754±0.016	DR3
J22270+068	G 18-49	2710189960812052736	M3.5 V	PMSU	22:27:02.81	+06:49:32.6	183.139±0.028	-35.087±0.029	DR3
J22279+576	HD 239960A	2007876324466455040	M3.0 V+	PMSU	22:27:59.55	+57:41:42.1	-725.227±0.537	-223.461±0.348	DR2

Table B.1: Identifiers, spectral type, 2MASS coordinates in epoch J2000, proper motions, and distances of Carmencita stars (continued).

Karmin	Name	Gaia DR3	SpT	Ref. <sup>a</sup>	$\alpha$ (J2000)	$\delta$ (J2000)	$\mu_{\alpha} \cos \delta$ [mas a <sup>-1</sup> ]	$\mu_{\delta}$ [mas a <sup>-1</sup> ]	$\mu_6$ Ref. <sup>b</sup> [mas a <sup>-1</sup> ]	$d$ Ref. <sup>c</sup> [pc]
J22287+189	LP 460-060	2738145555048846080	M0.0 V	PMSU	22:28:45.94	+18:55:54.1	167.198±0.021	-127.835±0.022	DR3	22.267±0.009
J22289-134	LP 760-003	2601148128510120576	M6.5 V	PMSU	22:28:54.35	-13:25:19.5	-328.070±0.065	-1044.871±0.060	DR3	10.889±0.006
J22290+016	LP 640-074	270265558744723168	M0.5 V	Lep13	22:29:05.86	+01:39:48.2	40.865±0.027	-195.854±0.021	DR3	22.210±0.012
J22298+414	G 215-050	1909518584084205312	M4.0 V	PMSU	22:29:48.99	+41:28:48.6	1192.252±0.033	450.230±0.038	DR3	14.063±0.008
J22300+488	PM J22300+4851A	1987854316497211776	M4.5 V+	AF15a	22:30:04.22	+48:51:34.8	-73.631±0.030	-61.856±0.030	DR3	33.505±0.034
J22330+093	BD+08 4887	2717105133036645760	M1.0 V	PMSU	22:33:02.23	+09:22:40.7	538.180±0.027	141.149±0.024	DR3	12.981±0.004
J22333-096	StKM 1-2018A	2609409322146670208	M3.0 V+	PMSU	22:33:22.60	-09:36:53.6	158.883±0.068	-1.788±0.061	DR3	26.082±0.005
J22347+040	LP 580-033	27005611005983192320	M2.5 V	PMSU	22:34:46.21	+04:02:37.7	-95.936±0.029	128.874±0.026	DR3	16.808±0.007
J22348-010	LP 640-043	2629732510254843136	M4.5 V	PMSU	22:34:53.68	-01:04:58.0	1097.046±0.024	218.544±0.021	DR3	22.178±0.011
J22353+746	G 242-003	2279525756023441664	M0.0 V	Lep13	22:35:19.77	+74:41:18.5	242.609±0.288	100.582±0.247	DR3	39.284±0.341
J22361-008	HD 214100	2653762573103102592	M0.0 V+	PMSU	22:36:09.69	-00:50:29.8	55.904±0.040	-630.315±0.044	DR3	16.561±0.011
J22373+299	LP 344-027	1888358963841496320	M1.5 V	Lep13	22:37:23.08	+29:59:09.2	202.097±0.019	-220.634±0.026	DR3	35.572±0.036
J22374+395	BD+38 4818	1908305169922494208	M0.0 V+	Lep13	22:37:29.92	+39:22:51.7	-63.504±0.600	-359.463±0.582	DR3	21.328±0.257
J22385-152	EZ Aqr	2596740426913080576	M5.5 V+	PMSU	22:38:33.61	-15:17:59.4	2307.500±0.900	2293.600±0.500	Gall15	3.450±0.050
J22387+252	G 127-042	1877530526652674304	M3.5 V	AF15a	22:38:44.32	+25:13:30.5	284.845±0.031	-1.816±0.023	DR3	30.361±0.021
J22387-206N	FL Aqr	2400808245117576704	M3.5 V+	PMSU	22:38:45.28	-20:36:51.8	424.590±0.036	-66.983±0.032	DR3	8.851±0.003
J22387-206S	FK Aqr	2400808142038361088	M1.5 V+	PMSU	22:38:45.57	-20:37:16.1	449.207±0.050	-79.046±0.046	DR3	8.898±0.004
J22406+445	G 216-011	1982273405932339584	M3.5 V	PMSU	22:40:41.82	+44:35:47.3	477.812±0.308	-21.625±0.357	DR3	36.356±0.458
J22415+188	BD+18 5029	2833244072377840640	M0.0 V	PMSU	22:41:35.02	+18:49:27.4	253.146±0.250	89.570±0.247	DR3	30.908±0.204
J22415+260	2MASS J22413577+2602128	187786250615297792	M3.5 V	AF15a	22:41:35.78	+26:02:12.9	-20.748±0.033	59.538±0.028	DR3	30.299±0.025
J22426+176	GJ 1271	2832827391830929920	M2.5 V	PMSU	22:42:38.75	+17:40:09.3	1102.403±0.040	518.142±0.043	DR3	19.816±0.016
J22433+221	G 127-050	2836510961942677376	M4.5 V	PMSU	22:43:23.20	+22:08:18.0	390.101±0.022	2.292±0.025	DR3	19.754±0.009
J22437+192	RX J2243.7+1916	283363979348485504	M3.0 V	AF15a	22:43:43.78	+19:16:54.0	-45.302±0.427	-96.355±0.496	DR3	37.604±0.538
J22440+405	TYC 3218-907-1	1932297578791924992	M1.0 V	Lep13	22:44:04.61	+40:30:00.3	-71.207±0.017	-112.651±0.014	DR3	21.440±0.007
J22441+405	TYC 3218-905-1	1932297578791925760	M1.0 V	Lep13	22:44:06.26	+40:30:00.2	-75.268±0.015	-126.265±0.012	DR3	21.443±0.006
J22457+016	LP 701-007	2656072582608536320	M1.0 V	Lep13	22:45:46.27	+01:41:23.0	202.268±0.035	-58.220±0.035	DR3	29.717±0.020
J22464-066	LP 401-011	2611463952760479322	M5.0 V	PMSU	22:46:26.35	-06:39:26.4	694.930±0.032	-53.746±0.030	DR3	19.863±0.011
J22468+443	EV Lac	193426333784036736	M3.5 V	PMSU	22:46:49.73	+44:20:02.4	-706.216±0.018	-458.920±0.020	DR3	5.052±0.001
J22476+184	LP 461-011	283336809311479936	M2.5 V	AF15a	22:47:38.92	+18:26:37.2	384.490±0.566	199.213±0.589	DR3	27.074±0.520
J22479+318	LP 344-044	1890425839540910848	M3.0 V	PMSU	22:47:54.09	+31:52:15.6	462.614±0.022	177.753±0.023	DR3	18.549±0.009
J22489+183	2MASS J22485459+1819592	2830318679957189632	M4.5 V	AF15a	22:48:54.59	+18:19:59.0	-21.800±0.032	-128.375±0.026	DR3	18.786±0.011
J22503-070	BD-07 5871	2611163717366876544	M0.5 V	Gra03	22:50:19.42	-07:05:24.4	-106.572±0.022	103.758±0.023	DR3	14.507±0.004
J22506+348	GJ 1274	1891459758430361088	M1.5 V	PMSU	22:50:37.70	+34:51:21.8	840.166±0.031	312.274±0.036	DR3	19.316±0.014
J22507+286	LP 344-047	1884530361273768064	M3.0 V	PMSU	22:50:45.53	+28:36:08.5	193.052±0.026	-49.240±0.033	DR3	23.004±0.016
J22509+499	2MASS J22505505+4959132	1988592986456983168	M4.0 V	AF15a	22:50:55.08	+49:59:13.3	123.504±0.023	-4.783±0.023	DR3	29.217±0.020
J22518+317	GT Peg	1889703529122914560	M3.0 V	PMSU	22:51:53.54	+31:45:15.2	523.800±0.037	-48.320±0.039	DR3	15.105±0.010
J22524+099	G 28-21	2717948767692845568	M3.0 V+	AF15a	22:52:29.75	+09:54:04.2	521.513±0.175	43.776±0.091	aDR3	27.354±0.081
J22526+750	NLTT 55174	223296682771055744	M4.5 V	AF15a	22:52:39.70	+75:04:18.8	123.286±0.025	-132.046±0.024	DR3	14.979±0.005
J22532-142	IL Aqr	2603090003484152064	M4.0 V	PMSU	22:53:16.73	-14:15:49.3	957.715±0.041	-673.601±0.031	DR3	4.672±0.001
J22543+609	Ross 226	2014653404891943936	M3.5 V	PMSU	22:54:21.50	+60:59:43.6	-705.485±0.022	-132.514±0.020	DR3	17.818±0.006
J22547-054	G 156-063	2611991683981680896	M4.0 V	PMSU	22:54:46.48	-05:28:26.4	615.000±5.000	334.900±5.000	PPMXL	25.060±0.580
J22559+057	LP 581-36	2711324381934051200	M1.0 V	PMSU	22:55:56.82	+05:45:18.3	355.829±0.022	-268.963±0.019	DR3	24.785±0.015
J22559+178	StKM 1-2065	2830099469122381056	M1.0 V	PMSU	22:55:59.85	+17:48:39.8	24.568±0.025	-110.095±0.020	DR3	16.931±0.006
J22565+165	HD 216899	2828928008202069376	M1.5 V	PMSU	22:56:34.80	+16:33:12.4	-1034.733±0.026	-284.131±0.025	DR3	6.867±0.001
J22576+373	G 189-53A	1928108370769224576	M3.0 V	Lep13	22:57:40.94	+37:19:23.6	-548.053±0.023	-364.914±0.021	DR3	23.270±0.013
J23028+436	LSPM J2302+4338	19348629345577481344	M4.0 V	AF15a	23:02:52.49	+43:38:15.6	-137.605±0.017	-4.817±0.020	DR3	12.907±0.004

Table B.1: Identifiers, spectral type, 2MASS coordinates in epoch J2000, proper motions, and distances of Carmencita stars (continued).

Karmn	Name	Gaia DR3	SpT	Ref. <sup>a</sup>	$\alpha$ (J2000)	$\delta$ (J2000)	$\mu_{\alpha} \cos \delta$ [mas a <sup>-1</sup> ]	$\mu_{\delta}$ Ref. <sup>b</sup> [mas a <sup>-1</sup> ]	$d$ Ref. <sup>c</sup> [pc]
J23036+097	2MASS J23033745+0942585	2715109652575617024	M3.5 V	AF15a	23:03:37.45	+09:42:58.4	98.469±0.028	42.126±0.023	DR3
J23045+667	BD+65 1846	2212272649844661504	M0.5 V	Lep13	23:04:30.21	+66:45:51.8	305.080±0.013	-79.826±0.012	DR3
J23051+452	LSPM J2305+4517	1935209944575937024	M3.5 V	AF15a	23:05:08.71	+45:17:31.8	185.728±0.114	70.911±0.137	DR3
J23051+519	2MASS J23050631+5159133	1995173563548288512	M3.5 V	AF15a	23:05:06.34	+51:59:13.1	74.819±0.016	-96.311±0.015	DR3
J23060+639	MCC 858	2207738916728293888	M0.0 V	PMSU	23:06:04.85	+63:55:34.4	173.603±0.013	-59.077±0.013	DR3
J23063+126	LP 521-079	2814796496351133184	M0.5 V+	Jan12	23:06:23.84	+12:36:26.6	314.952±0.180	-60.374±0.138	DR3
J23064+050	2MUCD 12171	2635476908753563008	M8.0 V	Schm07	23:06:29.37	-05:02:29.0	930.788±0.087	-479.038±0.070	DR3
J23065+717	LP 048-822	2228253123642541696	M2.5 V	PMSU	23:06:35.68	+71:43:25.5	1254.687±0.031	439.192±0.025	DR3
J23075+686	G 241-045	2213428064767263360	M3.5 V	PMSU	23:07:29.92	+68:40:05.2	1141.890±0.023	56.818±0.031	DR3
J23081+033	GJ 889.1	266180385568028800	M0.0 V	PMSU	23:08:06.96	+03:19:44.4	494.270±0.025	257.195±0.017	DR3
J23083-154	HK Aqr	2410011260521088512	M0.0 V	PMSU	23:08:19.55	-15:24:35.8	107.028±0.028	-18.889±0.023	DR3
J23088+065	SiKM 1-2100	2665087581524066176	M0.0 V	Lep13	23:08:52.49	+06:33:39.8	103.611±0.342	8.284±0.302	DR3
J23089+551	G 233-042	1996725077535282944	M5.0 V	New14	23:09:57.86	+55:06:47.4	409.067±0.026	42.478±0.023	DR3
J23096-019	G 28-44A	2638434590739565184	M3.5 V+	PMSU	23:09:39.35	-01:58:24.0	272.878±0.286	-368.332±0.247	DR3
J23107-192	GJ 1281	2398975118715404672	M2.5 V	PMSU	23:10:42.17	-19:13:35.0	42.744±0.069	-1434.401±0.056	DR3
J23113+085	NLTT 56083	2665937297853225216	M3.5 V	Lep13	23:11:23.79	+08:31:01.4	-320.500±5.800	-316.200±5.800	PPMXL
J23121-141	LP 762-003	2410261949172008064	M3.0 V	PMSU	23:12:11.30	-14:06:12.1	-180.021±0.027	-697.628±0.021	DR3
J23142-196N	BD-20 6558	2386898972054841088	M0.5 V	PMSU	23:14:16.63	-19:38:39.4	441.198±0.021	56.785±0.017	DR3
J23142-196S	BD-20 6558B	2386898972054841088	M0.5 V	PMSU	23:14:16.64	-19:38:46.3	447.879±0.033	55.546±0.025	DR3
J23161+067	G 28-5	266436829046545232	M3.0 V	PMSU	23:16:08.47	+06:44:36.2	173.642±0.029	-250.616±0.023	DR3
J23166+196	GJ 893.4	2825264538539217408	M0.5 V+	PMSU	23:16:39.72	+19:37:17.1	-178.860±2.520	-178.410±2.080	HIP2
J23174+196	G 68-5	2825274743381064320	M3.5 V+	PMSU	23:17:28.14	+19:36:47.2	352.050±0.728	-131.061±0.586	DR3
J23174+382	G 190-017	1917144384415057536	M2.5 V+	PMSU	23:17:24.38	+38:12:41.5	-218.985±0.191	-422.506±0.186	DR3
J23175+063	G 29-19	2664156432614468864	M3.0 V	PMSU	23:17:34.55	+06:23:28.5	170.439±0.035	-249.487±0.024	DR3
J23182+462	Ross 244	1941217160713765376	M0.0 V	PMSU	23:18:17.94	+46:17:21.4	328.631±0.014	134.739±0.013	DR3
J23182+795	LP 012-069	2283075288795755392	M3.0 V	AF15a	23:18:16.90	+79:34:47.5	500.437±0.022	-104.206±0.017	DR3
J23193+154	SiKM 1-2115	2814175036059097984	M1.0 V	Lep13	23:19:20.96	+15:24:15.7	62.063±0.034	-136.162±0.025	DR3
J23194+790	HD 220140B	2282846074981011328	M3.5 V	AF15a	23:19:24.47	+79:00:03.8	209.250±0.025	61.425±0.026	DR3
J23215+568	LSPM J2321+5651	2009313111279973760	M1.0 V	Lep13	23:21:32.28	+56:51:22.7	-27.429±0.016	-188.863±0.015	DR3
J23216+172	LP 462-027	2817999068780218368	M4.0 V	PMSU	23:21:37.45	+17:17:25.4	-536.975±0.030	-1382.410±0.023	DR3
J23220+569	G 217-006	2009322762071474816	M3.0 V	AF15a	23:22:00.76	+56:59:20.0	388.688±0.016	87.367±0.016	DR3
J23228+787	NLTT 56725	2282790893241302144	M5.0 V	AF15a	23:22:53.83	+78:47:38.6	207.446±0.035	65.165±0.038	DR3
J23229+372	2MASS J23225835+3717143	1913835129292662528	M2.0 V	Lep13	23:22:58.37	+37:17:14.3	65.873±0.023	-61.304±0.021	DR3
J23234+155	LP 522-065	2814501281775322240	M2.0 V	Lep13	23:23:24.71	+15:34:16.7	4.256±0.022	-467.419±0.019	DR3
J23245+578	BD+57 2735	2009439555118168832	M1.0 V	PMSU	23:24:30.51	+57:51:15.5	-61.774±0.012	-282.042±0.014	DR3
J23249+506	2MASS J23545647+5036148	1941011930001137280	M3.0 V	Lep13	23:54:56.48	+50:36:14.8	53.668±0.017	10.180±0.018	DR3
J23252+009	G 29-30	2645432952184072192	M1.0 V	Lep13	23:25:16.35	+00:57:52.0	429.902±0.027	-497.705±0.017	DR3
J23256+531	FZ And	1992715605301433856	M4.5 V	PMSU	23:25:40.30	+53:08:05.9	1013.627±0.034	326.942±0.034	DR3
J23261+170	PM J23261+1700	2823757279896577920	M4.0 V+	AF15a	23:26:11.86	+17:00:07.7	125.910±0.374	-43.933±0.369	DR3
J23262+088	GJ 2155	2761162254724651776	M0.0 V+	Lep13	23:26:12.37	+08:53:37.8	518.989±0.039	213.396±0.021	DR3
J23262+278	GSC 02245-00754	2868826845633950720	M3.0 V+	Ria06	23:26:17.07	+27:52:03.5	-42.378±0.433	-42.882±0.317	DR3
J23265+121	LP 522-049	2812500651648343552	M3.0 V	PMSU	23:26:32.50	+12:09:33.7	696.748±0.024	263.160±0.020	DR3
J23293+414N	G 190-028	1923896725839633024	M3.5 V	PMSU	23:29:23.48	+41:28:06.7	409.433±0.016	-42.914±0.017	DR3
J23293+414S	G 190-027	192389662760418176	M4.0 V+	PMSU	23:29:22.60	+41:27:52.0	403.745±0.610	-41.037±0.638	DR3
J23301-026	2MASS J23301129-0237227	2640553319580012416	M6.0 V	Reid07	23:30:11.30	-02:37:22.8	101.327±0.091	-67.964±0.061	DR3
J23302-203	GJ 1284	2391670474561181440	M3.0 V+	PMSU	23:30:13.44	-20:23:27.5	314.431±0.065	-204.776±0.019	DR3

Table B.1: Identifiers, spectral type, 2MASS coordinates in epoch J2000, proper motions, and distances of Carmencita stars (continued).

Karmn	Name	Gaia DR3	SpT	Ref. <sup>a</sup>	$\alpha$ (J2000)	$\delta$ (J2000)	$\mu_{\alpha} \cos \delta$ [mas a <sup>-1</sup> ]	$\mu_{\delta}$ Ref. <sup>b</sup> [mas a <sup>-1</sup> ]	$d$ Ref. <sup>c</sup> [pc]
J23308+157	LP 462-052	2814379579582643328	M1.0 V+	Lep13	23:30:53.70	+15:47:40.6	-164.956±0.024	-109.579±0.021	DR3
J23317-027	AF Psc	2640348977921037056	M4.5 V	Ria06	23:31:44.93	-02:44:39.5	93.962±0.039	-72.125±0.032	DR3
J23318+199E	V* EQ Peg A	2824770686019003904	M3.5 V+	PMSU	23:31:52.17	+19:56:14.1	578.009±0.035	-59.769±0.023	DR3
J23318+199W	V* EQ Peg B	2824770686019004032	M4.5 V+	PMSU	23:31:52.58	+19:56:14.0	552.349±0.055	20.275±0.036	DR3
J23323+540	G 217-012	1994277839521239680	M2.0 V	Lep13	23:32:20.22	+54:01:48.4	217.298±0.015	1.855±0.015	DR3
J23327-167	BD-17 6768	2395220664463236992	M2.0 V+	PMSU	23:32:46.60	-16:45:08.2	341.147±0.027	-219.108±0.025	aDR3
J23340+001	Wolf 1039	2644439955745152512	M2.5 V	PMSU	23:34:03.33	+00:10:45.9	-993.091±0.025	-937.703±0.022	DR3
J23350+016	BD+00 5017	2646280705713202816	M0.0 V+	Lep13	23:35:00.28	+01:36:19.4	340.029±0.019	28.456±0.016	DR3
J23350+252	Ross 298	2864382138598091648	M3.0 V	PMSU	23:35:03.86	+25:14:57.4	42.530±0.022	203.710±0.018	DR3
J23351-023	GH 1286	2640434056928150400	M5.5 V	PMSU	23:35:10.46	-02:23:20.6	781.419±0.053	-841.516±0.036	DR3
J23354+300	G 128-082	2869556440318958848	M3.5 V	PMSU	23:35:24.28	+30:03:44.9	-184.103±0.280	-272.653±0.241	DR3
J23357+419	NLTT 16947	19233802133480850176	M1.0 V	PMSU	23:35:44.47	+41:58:03.8	701.674±0.019	153.027±0.020	DR3
J23364+554	Ross 303	1997463910688906752	M1.5 V	PMSU	23:36:25.60	+55:29:43.6	490.259±0.038	-94.646±0.039	DR3
J23376-128	LP 763-003	2432393434611921408	M6.0 V	Reid03	23:37:38.35	-12:50:28.4	192.565±0.412	-305.821±0.305	DR3
J23381-162	G 273-093	2395413147718069504	M2.0 V	PMSU	23:38:08.16	-16:14:10.2	-280.627±0.025	-77.971±0.018	DR3
J23386+391	G 171-008	192025888540130560	M3.5 V	PMSU	23:38:41.75	+39:09:26.0	-247.131±0.028	-510.924±0.018	DR3
J23389+210	G 68-34	2826254717479033344	M3.5 V	PMSU	23:38:55.68	+21:01:21.6	275.846±0.028	179.039±0.022	DR3
J23401+606	G 241-62A	2012238465046622848	M1.0 V+	PMSU	23:40:07.73	+60:41:19.0	81.702±0.242	-288.329±0.219	DR3
J23414+200	TYC 1727-1708-1	2823131829578270080	M0.5 V+	Lep13	23:41:29.20	+20:02:33.1	-181.739±0.020	-133.088±0.014	DR3
J23419+441	HH And	1926641164913660160	M5.0 V	AF15a	23:41:55.04	+44:10:38.8	112.527±0.036	-1591.650±0.027	DR3
J23423+349	2MASS J23422211+3458276	2879011896718248320	M4.0 V	AF15a	23:42:22.12	+34:58:27.6	67.997±0.137	-134.556±0.104	DR3
J23428+308	GH 1288	2868199402451064064	M4.5 V	PMSU	23:42:52.75	+30:49:21.8	-335.963±0.030	-300.586±0.024	DR3
J23431+365	GH 1289	2879455480942629248	M4.0 V	PMSU	23:43:06.31	+36:32:13.1	941.841±0.057	-151.272±0.048	DR3
J23438+325	G 130-006	2871730758921709952	M3.0 V+	PMSU	23:43:53.12	+32:35:38.7	-219.000±1.900	-57.800±1.800	PPMXL
J23438+610	G 217-018	2012619720701400192	M3.0 V	AF15a	23:43:53.30	+61:02:15.4	-612.923±0.018	-494.845±0.017	DR3
J23439+647	Ross 676	2017348685825396672	M0.4 V+	Shk10	23:43:59.49	+64:44:28.9	546.147±0.015	80.278±0.023	DR3
J23443+216	GH 1290	282664098965798992	M3.5 V	PMSU	23:44:20.88	+21:36:05.1	455.459±0.032	91.214±0.014	DR3
J23455-161	G 273-130A	2418720217246009600	M5.0 V+	PMSU	23:45:31.26	-16:10:19.8	-396.500±5.000	-560.800±5.000	PPMXL
J23462+284	2MASS J23461405+2826036	2866851710433326208	M3.5 V	Lep13	23:46:14.07	+28:26:03.9	78.928±0.029	67.301±0.022	DR3
J23480+490	Ross 249	1940584323054654592	M1.0 V	PMSU	23:48:03.14	+49:00:57.3	626.209±0.018	69.780±0.016	DR3
J23489+098	[R78b] 377	2760157163658812800	M1.0 V	Lep13	23:48:58.82	+09:51:54.2	147.560±0.041	-52.885±0.029	DR3
J23492+024	BR Psc	2739689239311660672	M1.0 V	PMSU	23:49:12.53	+02:24:04.4	992.720±0.035	-968.806±0.019	DR3
J23492+100	G 29-69	2760197497694795904	M4.0 V	PMSU	23:49:15.02	+10:05:38.8	30.261±0.063	380.123±0.037	DR3
J23496+083	StKM 1-2166	2758686773014648320	M1.0 V	PMSU	23:49:37.65	+08:21:30.3	125.760±0.023	-72.005±0.016	DR3
J23505-095	LP 763-012	2435125446129139712	M4.0 V	PMSU	23:50:31.64	-09:33:32.7	634.562±0.037	-426.025±0.028	DR3
J23506+099	NLTT 58143	2759428629829608064	M3.0 V+	PMSU	23:50:36.16	+09:56:53.5	652.960±0.036	253.918±0.025	DR3
J23509+384	LP 291-024	2881491570317649920	M4.0 V	PMSU	23:50:54.03	+38:29:33.4	-85.549±0.023	-202.544±0.018	DR3
J23517+069	G 30-26A	2746378702413952768	M3.0 V+	PMSU	23:51:44.76	+06:58:16.4	-38.971±0.033	-289.689±0.025	DR3
J23523-146	LP 823-008	2419293853079296640	M4.5 V	PMSU	23:52:23.46	-14:41:24.4	413.720±0.448	-237.166±0.361	DR3
J23535+121	PM J23535+1206S	2766669467950452608	M2.5 V	Lep13	23:53:35.64	+12:06:16.6	44.122±0.039	-110.989±0.022	DR3
J23541+516	G 217-023	1944312732624736384	M3.5 V	PMSU	23:54:10.50	+51:41:09.9	261.889±0.013	68.856±0.013	DR3
J23544+081	G 30-28	2746624920002759680	M3.0 V	PMSU	23:54:26.81	+08:09:43.4	-286.284±1.225	-52.884±0.950	DR2
J23548+385	RX J2354.8+3831	2881313793031884544	M4.0 V	Lep13	23:54:51.46	+38:31:36.2	-132.064±0.034	-86.146±0.025	DR3
J23554-039	NLTT 58410	2446507796659516288	M3.5 V	PMSU	23:55:25.96	-03:58:59.9	522.371±0.045	6.913±0.031	DR3
J23556-061	GH 912	2442996678074668288	M2.5 V	PMSU	23:55:39.78	-06:08:33.4	-480.237±0.059	-378.886±0.028	DR3
J23560+150	LP 523-078	2770741509264349696	M2.5 V	AF15a	23:56:00.28	+15:01:40.6	-122.355±0.027	-166.073±0.018	DR3

Table B.1: Identifiers, spectral type, 2MASS coordinates in epoch J2000, proper motions, and distances of Carmencita stars (continued).

Karmn	Name	Gaia DR3	SpT	Ref. <sup>a</sup>	$\alpha$ (J2000)	$\delta$ (J2000)	$\mu_\alpha \cos \delta$ [mas a <sup>-1</sup> ]	$\mu_\delta$ Ref. <sup>b</sup> [mas a <sup>-1</sup> ]	$d$ Ref. <sup>c</sup> [pc]
J23569+230	G 129-45	2848273159379049344	M1.5 V	AF15a	23:56:54.84	+23:05:08.4	-71.01±0.012	-263.734±0.009	35.910±0.019 DR3
J23573-129E	LP 704-15	2421080250237097344	M4.0 V+	PMSU	23:57:20.58	-12:58:48.8	211.372±0.054	15.156±0.038	19.832±0.021 DR3
J23573-129W	LP 704-14	242108025023747176	M3.0 V	PMSU	23:57:19.36	-12:58:40.7	208.146±0.062	24.828±0.044	19.836±0.026 DR3
J23577+197	LP 404-006	2822328189657389824	M3.5 V	PMSU	23:57:45.18	+19:46:11.1	128.259±0.034	-486.611±0.021	20.453±0.015 DR3
J23577+233	GJ 1292	2848303052351577344	M3.5 V	PMSU	23:57:44.14	+23:18:16.5	1021.238±0.823	-1021.637±0.401	16.791±0.236 DR3
J23578+386	LP 291-034	2881373338459356416	M3.0 V+	PMSU	23:57:49.91	+38:37:46.8	-161.933±0.253	-147.236±0.158	25.345±0.149 DR3
J23582-174	LP 764-40 A	2414454421367861376	M1.9 V+	Shk09	23:58:13.69	-17:24:32.9	225.776±0.044	19.557±0.033	33.355±0.049 DR3
J23585+076	Wolf 1051	2746709861572970624	M3.0 V	PMSU	23:58:32.65	+07:39:30.1	82.469±0.352	-315.346±0.163	16.922±0.080 DR3
J23587+467	BD+45 4378	1927184643563033856	M0.0 V+	PMSU	23:58:43.49	+46:43:44.7	652.815±1.241	13.347±1.093	17.121±0.263 DR2
J23590+208	G 129-051	2846620421604285568	M2.5 V	AF15a	23:59:00.42	+20:51:39.0	278.189±0.458	-112.349±0.293	51.856±1.205 DR3
J23598+477	LP 149-014	1927517417630958208	M5.0 V	PMSU	23:59:49.51	+47:45:44.5	872.381±0.022	-199.492±0.020	19.189±0.009 DR3

**Notes.** <sup>(a)</sup> AF15a: Alonso-Floriano et al. (2015b), Benn17: Benneke et al. (2017); Bide85: Bidelman (1985); Boc05: Bochanski et al. (2005); Bri98: Briceño et al. (1998); Bri99: Briceño et al. (1999); Burg15: Burgasser et al. (2015); Bus98: Buscombe & Foster (1998); CR02: Cruz & Reid (2002); Clos03: Close et al. (2003); Cru03: Cruz et al. (2003); Cve12: Cvetković et al. (2012); DA18: Diez Alonso et al. (2018); Dae07: Daemgen et al. (2007); Davi16: David et al. (2016); Deal12: Deacon et al. (2012); Dem20: Demory et al. (2020); Drei20: Dreizler et al. (2020); Dres19: Dressing et al. (2019); Fle88: Fleming et al. (1988); Fri13: Frith et al. (2013); GR97: Gizis & Reid (1997); Gig10: Gigoyan et al. (2010); Gra03: Gray et al. (2003); Gra06: Gray et al. (2006); JAB74: Joy & Abt (1974); Jah08: Jahreiß et al. (2008); Jan12: Janson et al. (2012); Jen09: Jenkins et al. (2009); Kirk91: Kirkpatrick et al. (1991); Klu12: Kluttsch et al. (2012); Koe10: Koen et al. (2010); Kon10: Konopacky et al. (2010); Law08: Law et al. (2008); Lep03: Lépine et al. (2003); Lep09: Lépine et al. (2009); Lep13: Lépine et al. (2013); Lod05: Lodieu et al. (2005), Met15: Metodieva et al. (2015); Mons01: Montes et al. (2001); New14: Newton et al. (2014); PB97: Pech & Bidelman (1997); PB06: Phan-Bao & Bessell (2006a); PMSU: Hawley et al. (1996); Pra06: Právdo et al. (2006); Raj13: Rajpurohit et al. (2013); Reid03: Reid et al. (2003); Reid04: Reid et al. (2004); Reid07: Reid et al. (2007); Ria06: Riaz et al. (2006); Rie14: Riedel et al. (2014); Schm07: Schmidt et al. (2007); Scho05: Scholz et al. (2005); Shk09: Shkolnik et al. (2009); Shk10: Shkolnik et al. (2010); Skiff (2013); Skiff2013: Skiff (2013); Str09: Strassmeier (2009); Ter15: Terrien et al. (2015); This work: derived from absolute magnitudes, colours, and luminosities as Cifuñentes et al. (2020); Yi14: Yi et al. (2014). <sup>(b)</sup> aDR3: data from A binary companion from Gaia DR3; DR2: Gaia Collaboration et al. (2018); DR3: Gaia Collaboration et al. (2018); DR3: Gaia Collaboration et al. (2018); Dup19: Dupuy et al. (2019); HIP2: van Leeuwen (2007); PPMXL: Roeser et al. (2010). <sup>(c)</sup> aDR3: data from A binary companion from Gaia DR3; DR2: Gaia Collaboration et al. (2018); DR3: Gaia Collaboration et al. (2018); DR3: Gaia Collaboration et al. (2018); Dir14: Dittmann et al. (2014); Dup19: Dupuy et al. (2019); FZ16: Finch & Zacharias (2016); Fin18: Finch et al. (2018); Galli18: Galli et al. (2018); HIP2: van Leeuwen (2007); Hen06: Henry et al. (2006); Lep09: Lépine et al. (2009); Rie10: Riedel et al. (2010); Wem16: Weinberger et al. (2016); vA195: van Altena et al. (1995b).



Table B.2: Carmencita identifier, radial velocities, and Galactic space velocities computed in this work.

Karmn	$V_r$ [km s <sup>-1</sup> ]	$\delta V_r$ [km s <sup>-1</sup> ]	Ref. <sup>a</sup>	$U$ [km s <sup>-1</sup> ]	$\delta U$ [km s <sup>-1</sup> ]	$V$ [km s <sup>-1</sup> ]	$\delta V$ [km s <sup>-1</sup> ]	$W$ [km s <sup>-1</sup> ]	$\delta W$ [km s <sup>-1</sup> ]
J00012+139N	-6.073	0.383	DR3	-13.143	0.135	10.564	0.292	20.898	0.322
J00012+139S	-10.255	0.163	DR3	-13.83	0.03	6.746	0.108	23.338	0.12
J00026+383	1.358	1.262	DR3	13.004	0.456	6.012	1.071	-2.089	0.506
J00033+046	-6.005	0.276	DR3	9.137	0.03	-9.775	0.151	-0.384	0.229
J00051+457	-0.792	0.139	DR3	-38.744	0.056	-23.778	0.121	-16.029	0.039
J00056+458	-2.239	0.138	DR3	-37.079	0.057	-24.481	0.12	-15.19	0.039
J00067-075	-40.458	0.298	DR3	38.222	0.008	-41.713	0.113	25.985	0.276
J00077+603	1.529	0.974	DR3	-21.097	0.452	-9.451	0.863	-4.236	0.036
J00079+080	-27.328	0.912	DR3	68.661	0.181	-30.697	0.537	-1.031	0.736
J00081+479	-15.5	2.4	Z21	15.91	1.0	-8.438	2.1	6.029	0.592
J00084+174	12.059	0.181	DR3	8.543	0.042	8.738	0.123	-11.57	0.126
J00088+208	22.591	7.699	DR3	7.26	1.973	6.198	5.477	-30.577	5.051
J00110+052	-12.12	0.383	DR3	-43.092	0.201	-19.577	0.234	9.199	0.322
J00115+591	-45.318	5.372	Ter15	64.305	2.503	-20.161	4.743	-41.996	0.313
J00118+229	-42.633	0.299	DR3	10.275	0.086	-46.739	0.217	9.334	0.189
J00119+330	-4.982	0.269	DR3	63.586	0.099	7.425	0.217	-23.011	0.133
J00122+304	-2.1	4.576	DR3	-14.344	1.609	-14.465	3.598	-8.509	2.411
J00131+703	-56.905	0.179	DR3	20.969	0.088	-56.018	0.154	11.844	0.025
J00132+693	10.2	15.0	Reid95	-65.126	7.35	-20.313	12.959	-35.606	1.752
J00133+275	-1.284	3.002	DR3	4.803	0.953	-13.185	2.281	-18.091	1.703
J00136+806	-15.912	0.158	DR3	-11.526	0.079	-29.478	0.129	7.624	0.049
J00137+806	-16.942	3.132	DR3	-10.949	1.55	-30.57	2.546	8.087	0.963
J00154-161	-32.803	4.181	DR3	-6.531	0.694	-27.315	1.191	26.938	4.064
J00156+722	-0.107	0.276	DR3	-34.009	0.138	-22.824	0.236	14.92	0.048
J00158+135	51.041	0.256	DR3	-50.847	0.059	26.577	0.16	-30.742	0.191
J00159-166	19.05	1.056	DR3	8.857	0.034	9.601	0.242	-17.067	1.027
J00162+198E	-1.45	0.201	DR3	-21.692	0.063	-55.494	0.14	-45.755	0.138
J00162+198W	-0.501	0.042	Bar18	-21.944	0.034	-55.538	0.038	-47.111	0.038
J00169+051	-2.278	0.403	DR3	31.77	0.067	-34.574	0.213	-25.139	0.337
J00169+200	0.577	1.028	DR3	-34.839	0.307	-16.599	0.71	-3.455	0.689
J00173+291	-8.692	0.176	DR3	-78.749	0.068	-22.806	0.136	33.198	0.098
J00176-086	6.877	5.446	DR3	-41.867	0.283	-17.348	1.855	-11.487	5.115
J00179+209	-49.242	0.166	DR3	62.516	0.05	-43.969	0.116	1.051	0.11
J00182+102	-15.452	0.162	DR3	4.139	0.034	-10.613	0.095	10.703	0.128
J00183+440	11.367	0.123	DR3	-48.956	0.052	-12.429	0.104	-3.293	0.039
J00184+440	10.604	0.147	DR3	-47.879	0.063	-13.128	0.124	-4.176	0.046
J00188+278	5.621	0.388	DR3	-28.713	0.132	-17.317	0.292	-15.78	0.22
J00190-099	-10.718	0.191	DR3	17.863	0.01	-25.265	0.062	2.015	0.181
J00201-170	30.477	0.201	DR3	-12.067	0.007	-2.176	0.043	-31.884	0.197
J00204+330	-29.5	15.0	Haw96	-26.288	5.63	-72.686	11.801	-36.364	7.351
J00207+596	14.44	0.222	DR3	-1.988	0.108	14.484	0.194	-15.719	0.015
J00209+176	-2.493	0.154	DR3	0.814	0.043	-11.05	0.101	-7.096	0.108
J00210+557	-17.442	0.257	DR3	-52.226	0.132	-56.078	0.226	-54.811	0.047
J00218+382	-29.498	0.192	DR3	-39.776	0.092	-71.53	0.159	-30.705	0.083
J00219+492	-12.136	0.756	DR3	-18.668	0.346	-25.47	0.65	-5.269	0.175
J00234+243	-8.228	0.402	DR3	14.492	0.133	7.479	0.287	14.225	0.248
J00234+771	-64.255	0.19	DR3	98.062	0.097	-16.827	0.158	-3.798	0.047
J00235+771	-62.481	0.792	DR3	97.134	0.4	-15.65	0.655	-2.447	0.197
J00240+264	14.78	1.031	DR3	-23.74	0.407	-6.625	0.763	-19.384	0.613
J00244+360	10.118	0.158	DR3	-48.205	0.081	-15.327	0.129	-6.455	0.071
J00245+300	10.285	1.325	DR3	-50.81	0.492	-18.615	1.004	-10.381	0.711
J00253+228	-30.89	0.585	DR3	39.334	0.192	-30.981	0.408	-5.64	0.373
J00268+701	-3.399	0.156	DR3	10.962	0.08	4.132	0.133	-10.496	0.02
J00271+496	-29.773	0.384	DR3	-14.875	0.182	-48.388	0.328	-20.027	0.087
J00279+223	-15.8	1.9	Des12	-12.544	0.647	-30.618	1.309	-1.667	1.228
J00286-066	-12.47	0.216	DR3	44.582	0.028	-34.098	0.078	-4.318	0.202
J00288+503	-7.1	15.0	Reid95	-22.748	7.169	-19.25	12.786	7.28	3.207

Table B.2: Carmencita identifier, radial velocities, and Galactic space velocities computed in this work (continued).

Karmn	$V_r$ [km s <sup>-1</sup> ]	$\delta V_r$ [km s <sup>-1</sup> ]	Ref. <sup>a</sup>	$U$ [km s <sup>-1</sup> ]	$\delta U$ [km s <sup>-1</sup> ]	$V$ [km s <sup>-1</sup> ]	$\delta V$ [km s <sup>-1</sup> ]	$W$ [km s <sup>-1</sup> ]	$\delta W$ [km s <sup>-1</sup> ]
J00315-058	-9.59	0.256	DR3	16.262	0.037	-70.7	0.093	-18.458	0.238
J00322+544	-15.991	0.342	DR3	30.622	0.17	-7.236	0.293	-37.528	0.054
J00324+672N	-3.374	0.46	DR3	-68.138	0.399	-43.028	0.437	-22.468	0.09
J00324+672S	-0.541	0.678	DR3	-68.359	0.35	-40.277	0.579	-17.667	0.053
J00325+074	0.9	15.0	Reid95	-10.336	3.595	-15.597	7.798	-7.965	12.299
J00328-045	13.548	1.008	DR3	-2.329	0.143	-7.978	0.368	-17.522	0.928
J00333+368	-41.893	0.264	DR3	-32.573	0.119	-56.138	0.209	27.14	0.116
J00341+253	-10.193	0.559	DR3	-4.709	0.212	-28.531	0.394	-13.331	0.341
J00346+711	-30.644	0.644	DR3	-25.742	0.334	-45.497	0.543	-38.652	0.094
J00357+025	5.741	7.37	DR3	-9.848	1.558	-24.951	3.331	-17.235	6.388
J00358+526	-0.637	0.21	DR3	-73.15	0.121	-49.267	0.182	-25.843	0.041
J00359+104	22.931	0.822	DR3	-57.973	0.228	-42.99	0.45	-38.59	0.649
J00361+455	-29.4	3.1	Z21	40.141	5.371	-13.958	4.093	-4.603	3.478
J00374+515	-56.97	2.097	DR3	95.729	1.052	-8.23	1.769	10.664	0.41
J00380+169	18.429	0.264	DR3	6.687	0.087	11.035	0.162	-19.344	0.189
J00382+523	3.107	0.158	DR3	7.463	0.08	4.94	0.133	-14.859	0.029
J00385+514	14.577	0.18	DR3	8.76	0.091	22.812	0.152	1.055	0.036
J00389+306	-0.782	0.159	DR3	-79.884	0.071	-48.75	0.117	-2.736	0.085
J00395+149N	4.049	1.903	DR3	-41.582	0.66	-18.789	1.131	-2.335	1.411
J00395+149S	3.501	0.759	DR3	-41.56	0.246	-18.645	0.447	-1.494	0.563
J00395+605	-35.707	0.678	DR3	45.166	0.355	-16.514	0.578	-48.353	0.07
J00403+612	3.536	0.504	DR3	-11.278	0.264	-3.261	0.429	-14.265	0.017
J00409+313	1.182	0.603	DR3	14.137	0.26	-11.796	0.444	-30.595	0.315
J00413+558	-40.678	0.507	DR3	-7.988	0.263	-53.585	0.429	-4.286	0.062
J00427+438	-28.187	0.305	DR3	16.864	0.15	-22.785	0.246	4.6	0.099
J00428+355	2.633	7.557	DR3	-26.187	3.455	-9.247	5.759	4.999	3.465
J00435+284	-55.822	0.983	DR3	68.056	0.416	-81.894	0.697	-54.84	0.557
J00443+091	0.788	1.796	DR3	-81.653	0.555	-51.008	0.927	-3.462	1.448
J00443+126	32.011	0.281	DR3	-25.459	0.093	-7.45	0.156	-36.345	0.216
J00449-152	-13.742	0.423	DR3	4.382	0.043	-49.523	0.084	4.182	0.414
J00459+337	-47.2	5.0	D22	0.223	2.292	-47.999	3.721	23.414	2.429
J00463+353	-28.861	0.219	DR3	24.253	0.102	-22.855	0.165	0.644	0.102
J00464+506	-15.144	0.494	DR3	-42.121	0.26	-52.435	0.409	-30.031	0.107
J00468+160	-6.282	0.186	DR3	13.72	0.067	-0.712	0.109	1.347	0.136
J00484+753	6.03	0.199	DR3	-32.646	0.106	-11.742	0.163	-7.277	0.043
J00487+270	-21.243	0.193	DR3	32.767	0.085	-20.569	0.133	-11.98	0.115
J00489+445	-10.634	1.339	DR3	-6.846	0.684	-24.574	1.073	-17.729	0.424
J00490+657	-20.787	0.408	DR3	-4.349	0.22	-26.878	0.343	-10.778	0.021
J00502+086	5.298	3.408	DR3	-13.508	1.07	-14.88	1.681	-10.351	2.766
J00505+248	7.13	1.048	DR3	-14.426	0.446	-4.26	0.695	-6.197	0.646
J00511+225	30.593	0.253	DR3	-11.916	0.109	9.05	0.165	-30.715	0.168
J00514+583	-15.183	0.18	DR3	-111.683	0.102	-86.947	0.152	37.633	0.017
J00515-229	30.0	15.0	Haw96	-28.011	0.609	-39.845	0.921	-31.396	14.959
J00520+205	-0.193	0.202	DR3	-16.521	0.083	-24.021	0.125	-11.912	0.136
J00532+190	-4.991	0.267	DR3	16.483	0.107	-3.932	0.161	-5.694	0.185
J00538+459	-36.77	0.257	DR3	-17.151	0.137	-49.95	0.206	20.24	0.075
J00540+691	-0.582	0.668	DR3	-10.55	0.373	-2.797	0.559	-36.295	0.326
J00548+275	7.338	12.663	DR3	-41.017	5.753	-18.472	8.578	-2.103	7.326
J00566+174	-26.22	0.459	DR3	-29.125	0.187	-62.92	0.266	2.163	0.327
J00570+450	6.476	0.172	DR3	-35.274	0.092	-17.563	0.136	-5.16	0.053
J00577+058	-15.967	0.201	DR3	8.938	0.064	-4.376	0.089	13.338	0.169
J00580+393	-1.206	0.492	DR3	6.446	0.254	3.799	0.373	1.88	0.196
J01008+669	-14.028	0.49	DR3	28.319	0.273	2.729	0.406	-7.75	0.035
J01009-044	29.301	0.378	DR3	-80.849	0.097	-12.274	0.116	-14.374	0.348
J01013+613	6.999	0.153	DR3	-19.604	0.086	-6.079	0.127	-39.954	0.008
J01019+541	-7.189	1.897	DR3	17.584	1.062	2.219	1.545	-5.628	0.286
J01023-104	8.842	0.169	DR3	5.46	0.033	-13.706	0.037	-13.44	0.161
J01025+716	1.343	0.154	DR3	-58.879	0.085	-35.656	0.127	-11.54	0.024
J01026+623	-6.284	0.133	DR3	-24.563	0.075	-24.256	0.11	5.772	0.002

Table B.2: Carmencita identifier, radial velocities, and Galactic space velocities computed in this work (continued).

Karmn	$V_r$ [km s <sup>-1</sup> ]	$\delta V_r$ [km s <sup>-1</sup> ]	Ref. <sup>a</sup>	$U$ [km s <sup>-1</sup> ]	$\delta U$ [km s <sup>-1</sup> ]	$V$ [km s <sup>-1</sup> ]	$\delta V$ [km s <sup>-1</sup> ]	$W$ [km s <sup>-1</sup> ]	$\delta W$ [km s <sup>-1</sup> ]
J01032+200	21.024	0.339	DR3	-52.505	0.15	-13.942	0.2	-9.103	0.23
J01032+316	4.1	5.2	Z21	-35.962	8.729	-21.124	6.746	-1.391	2.922
J01032+712	-14.484	0.801	DR3	-47.567	0.465	-48.392	0.665	-6.775	0.119
J01033+623	-6.52118	0.07651	Lafa20	-24.377	0.045	-24.477	0.064	5.65	0.003
J01036+408	-16.22	1.794	DR3	-1.121	0.968	-29.313	1.358	-14.26	0.682
J01037+408	-11.688	0.477	DR3	-5.705	0.257	-27.294	0.36	-15.698	0.179
J01041+108	5.822	0.24	DR3	-0.945	0.092	-6.945	0.117	-11.236	0.189
J01048-181	12.49	0.404	DR3	-63.44	0.056	-14.072	0.043	-5.632	0.398
J01056+284	-11.338	0.032	Bar18	-84.791	0.299	-77.371	0.207	3.508	0.041
J01066+152	16.37	0.193	DR3	12.714	0.082	-1.543	0.103	-30.583	0.143
J01066+192	10.847	0.261	DR3	8.541	0.117	-6.432	0.15	-26.633	0.181
J01069+804	-12.327	2.262	DR3	-11.189	1.193	-21.096	1.795	-4.901	0.684
J01078+128	13.94	0.256	DR3	-34.85	0.107	-16.181	0.129	-10.265	0.196
J01102-118	-8.532	0.241	DR3	-8.06	0.054	-20.796	0.046	6.823	0.232
J01114+154	8.7	2.3	Z21	-11.848	1.945	-10.681	1.861	-12.384	1.942
J01116+120	27.955	0.224	DR3	0.02	0.093	-5.269	0.109	-39.544	0.173
J01119+049N	9.898	0.193	DR3	-9.576	0.103	-40.842	0.113	-26.751	0.172
J01119+049S	10.881	0.635	DR3	-8.542	0.231	-39.322	0.252	-27.628	0.536
J01125-169	27.84556	0.023	Lafa20	-28.212	0.005	-0.391	0.003	-23.586	0.023
J01133+589	-18.154	0.344	DR3	-7.441	0.201	-28.964	0.279	-14.342	0.025
J01134-229	-1.862	1.182	DR3	-14.576	0.134	-7.049	0.017	3.445	1.175
J01141+790	19.597	0.683	DR3	-15.888	0.37	6.863	0.544	20.009	0.201
J01147+253	-24.322	0.268	DR3	-25.717	0.145	-65.035	0.169	-4.188	0.164
J01158+470	11.1	5.0	D22	-21.828	3.036	-3.184	3.884	-3.037	1.428
J01161+601	7.471	0.19	DR3	-42.794	0.113	-22.966	0.154	-19.955	0.017
J01178+054	-59.918	0.175	DR3	41.579	0.069	-66.424	0.069	21.612	0.147
J01178+286	-69.498	0.271	DR3	64.301	0.144	-38.851	0.173	18.825	0.151
J01182-128	7.426	0.229	DR3	24.253	0.069	-71.204	0.07	-23.916	0.222
J01198+841	-42.9	0.786	DR3	85.851	0.407	-1.464	0.609	7.164	0.286
J01214+243	10.743	0.208	DR3	-40.957	0.112	-18.804	0.124	-0.618	0.128
J01221+221	-16.7	5.0	D22	0.938	2.775	-21.757	2.966	6.066	3.291
J01227+005	-1.962	0.707	DR3	29.755	0.26	-21.137	0.225	-17.637	0.621
J01256+097	-13.44	0.765	DR3	6.164	0.429	-40.576	0.461	-8.04	0.66
J01317+209	58.734	0.226	DR3	-66.728	0.128	-10.109	0.123	-42.712	0.149
J01324-219	-29.904	0.151	DR3	92.827	0.041	-30.674	0.034	13.615	0.149
J01339-176	6.744	0.265	DR3	3.656	0.062	-11.873	0.013	-8.263	0.258
J01352-072	5.876	3.508	DR3	-10.688	1.189	-16.04	0.62	-5.503	3.242
J01369-067	12.2	0.4	Shk12	-13.546	0.141	-18.643	0.073	-11.729	0.368
J01383+572	-17.724	0.163	DR3	18.712	0.103	-10.188	0.125	-21.879	0.016
J01384+006	-0.034	0.163	DR3	-47.069	0.073	-18.976	0.049	16.864	0.141
J01390-179	21.458	0.79	DR3	-43.027	0.206	-20.694	0.057	-11.614	0.766
J01395+050	-3.5	5.0	D22	-30.007	2.33	5.194	1.694	22.91	4.144
J01402+317	-13.801	1.48	DR3	-32.112	0.945	-41.599	0.934	15.857	0.742
J01431+210	-29.3	2.1	Z21	30.866	1.208	-5.747	1.057	13.433	1.357
J01432+278	-5.467	0.413	EDR3	-39.759	0.251	-40.322	0.236	11.813	0.229
J01433+043	-26.374	0.168	DR3	48.038	0.078	-23.935	0.052	-3.983	0.139
J01437-060	14.736	1.981	DR3	-8.154	0.749	-2.832	0.336	-13.333	1.803
J01449+163	-42.177	0.708	DR3	77.506	0.393	-4.731	0.318	-4.086	0.498
J01453+465	17.85	0.69	Shk10	-47.398	0.45	-7.337	0.491	29.544	0.183
J01466-086	54.034	11.99	DR3	-45.411	4.486	-41.269	1.806	-46.349	11.074
J01480+212	-20.021	0.356	DR3	-5.613	0.211	-40.584	0.176	5.255	0.228
J01510-061	4.478	0.766	DR3	-15.132	0.308	-26.598	0.115	-2.621	0.692
J01514+213	-9.758	1.017	DR3	13.993	0.612	-21.621	0.494	-14.448	0.645
J01518+644	-13.224	0.166	DR3	-9.374	0.105	-24.223	0.128	-11.447	0.008
J01518-108	-10.337	0.202	DR3	-6.171	0.075	-63.861	0.027	7.745	0.188
J01531-210	14.48	0.51	Shk10	-41.25	0.133	-18.294	0.037	-2.878	0.492
J01538-149	10.8	0.6	Malo14	-12.338	0.195	-15.52	0.023	-7.55	0.568
J01550+379	-44.869	12.028	DR3	17.899	8.022	-63.222	7.605	-17.859	4.743
J01556+028	-58.301	1.442	DR3	91.204	0.753	-18.454	0.455	10.283	1.208

Table B.2: Carmencita identifier, radial velocities, and Galactic space velocities computed in this work (continued).

Karmn	$V_r$ [km s <sup>-1</sup> ]	$\delta V_r$ [km s <sup>-1</sup> ]	Ref. <sup>a</sup>	$U$ [km s <sup>-1</sup> ]	$\delta U$ [km s <sup>-1</sup> ]	$V$ [km s <sup>-1</sup> ]	$\delta V$ [km s <sup>-1</sup> ]	$W$ [km s <sup>-1</sup> ]	$\delta W$ [km s <sup>-1</sup> ]
J01567+305	16.5	5.0	D22	-33.503	3.271	-11.491	2.822	-2.129	2.518
J01592+035E	-8.8	0.373	DR3	-18.535	0.191	-19.03	0.095	16.361	0.307
J01592+035W	-8.5	0.7	New16	-19.861	0.358	-17.557	0.178	17.275	0.575
J01593+585	-9.592	0.357	DR3	-10.074	0.238	-22.288	0.266	-5.824	0.02
J02000+437	28.948	8.546	Ter15	-33.998	5.85	-11.956	5.683	-45.594	2.554
J02001+366	-17.292	0.915	DR3	10.008	0.62	-30.296	0.559	-19.491	0.376
J02002+130	-28.292	0.255	DR3	13.117	0.148	-50.69	0.094	2.759	0.185
J02007-103	-20.587	5.211	DR3	73.842	2.042	-7.597	0.346	-9.637	4.783
J02015+637	-84.639	0.135	DR3	64.407	0.088	-55.805	0.103	-11.919	0.005
J02019+735	41.191	2.757	DR3	-37.346	1.662	22.152	2.131	7.861	0.543
J02020+039	-57.1	15.0	Haw96	93.551	7.864	-17.774	3.815	4.577	12.226
J02022+103	23.085	0.96	DR3	12.962	0.547	17.739	0.317	-32.73	0.722
J02026+105	22.79	0.11	Jeff18	-8.028	0.065	5.13	0.04	-22.001	0.083
J02027+135	-15.438	10.415	DR3	-45.479	6.174	-71.326	3.83	22.564	7.463
J02028+047	-2.449	0.476	DR3	12.475	0.253	-5.034	0.124	-6.812	0.384
J02033-212	1.772	0.317	DR3	41.383	0.095	-20.867	0.042	-12.347	0.303
J02044-018	-31.487	0.518	DR3	77.131	0.252	-9.806	0.094	-8.55	0.446
J02050-176	25.96	0.25	DR3	-44.439	0.121	-42.778	0.08	-9.976	0.239
J02055+056	-32.272	0.459	DR3	26.778	0.253	-58.187	0.129	2.884	0.366
J02069+451	43.004	26.765	DR3	-49.328	18.735	-4.73	17.696	-42.958	7.238
J02070+496	18.542	0.235	DR3	-26.378	0.163	-7.3	0.162	-26.297	0.048
J02071+642	-5.949	0.912	DR3	-14.236	0.598	-19.746	0.687	-8.915	0.042
J02082+802	-11.431	0.222	DR3	-60.332	0.129	-50.771	0.172	-21.135	0.073
J02088+494	-11.239	1.461	DR3	-7.478	1.023	-28.172	1.001	-14.149	0.292
J02096-143	17.469	0.188	DR3	-21.374	0.074	-56.413	0.021	-9.403	0.174
J02116+185	-55.27	0.321	DR3	14.78	0.208	-17.257	0.13	59.881	0.208
J02123+035	-2.662	0.156	DR3	104.664	0.088	-12.008	0.041	-71.666	0.127
J02129+000	27.543	1.047	DR3	-43.627	0.55	-19.606	0.178	-9.568	0.874
J02133+368	-3.206	4.34	DR3	-1.135	3.086	-2.53	2.528	6.44	1.711
J02142-039	-15.6	1.7	Des12	-8.557	0.84	-28.187	0.194	19.274	1.466
J02149+174	-21.545	0.955	DR3	3.789	0.622	-64.047	0.363	-7.987	0.628
J02153+074	-16.121	0.232	DR3	-4.115	0.139	-72.272	0.065	-0.188	0.178
J02155+339	13.948	3.684	DR3	-21.552	2.623	-37.999	2.033	-45.055	1.601
J02158-126	54.732	0.284	DR3	-83.943	0.127	-20.732	0.047	-21.784	0.26
J02164+135	18.895	2.999	DR3	-20.596	1.902	-20.647	0.991	-18.106	2.096
J02171+354	-4.0	4.0	New14	-14.657	2.874	-26.202	2.246	-0.446	1.642
J02185+207	-24.315	0.323	DR3	25.359	0.219	-26.172	0.132	-5.865	0.198
J02186+123	26.388	0.536	DR3	-26.592	0.34	-16.161	0.167	-20.514	0.381
J02190+238	16.797	2.588	DR3	-31.593	1.792	-18.42	1.143	-5.357	1.476
J02190+353	-28.734	0.243	DR3	-14.437	0.178	-70.29	0.138	0.151	0.103
J02204+377	19.908	0.661	DR3	-41.246	0.482	-18.324	0.381	-1.02	0.246
J02207+029	13.341	2.018	DR3	-4.995	1.156	-25.533	0.376	-19.074	1.611
J02210+368	64.726	3.859	DR3	-97.967	2.817	-46.104	2.184	-50.248	1.486
J02222+478	-38.605	0.131	DR3	20.053	0.096	-32.123	0.085	14.555	0.028
J02230+181	14.4	2.8	Z21	-19.385	1.928	-24.795	1.108	-16.25	1.815
J02234+227	12.152	0.293	DR3	-13.726	0.205	-12.345	0.122	-13.293	0.17
J02247+259	-14.006	0.197	DR3	22.471	0.141	-12.746	0.089	-14.579	0.106
J02254+246	1.035	0.309	DR3	9.26	0.22	10.693	0.134	-5.438	0.17
J02256+375	20.126	1.2	DR3	-40.806	0.889	-18.863	0.674	-1.29	0.443
J02274+031	8.993	1.414	DR3	4.683	0.84	8.888	0.242	-13.053	1.112
J02277+044	6.57	4.71	Hal18	-17.191	2.855	10.964	0.922	7.549	3.655
J02282+014	-3.187	0.337	DR3	-11.339	0.197	-30.205	0.051	6.769	0.27
J02283+219	12.485	0.329	DR3	-15.187	0.27	-4.372	0.195	-5.9	0.217
J02285-200	27.554	0.371	DR3	-61.611	0.14	-24.626	0.057	-1.429	0.341
J02287+156	18.244	1.352	DR3	-30.793	0.921	-13.829	0.436	-2.612	0.889
J02289+120	-50.71	0.484	DR3	30.225	0.321	-6.794	0.141	41.378	0.339
J02289+226	-69.671	0.367	DR3	25.73	0.265	-63.346	0.152	45.098	0.212
J02292+195	-4.122	14.414	DR3	-5.271	10.117	-48.37	5.277	-16.184	8.806
J02293+884	-17.895	0.273	DR3	41.614	0.137	-9.403	0.205	22.963	0.119

Table B.2: Carmencita identifier, radial velocities, and Galactic space velocities computed in this work (continued).

Karmn	$V_r$ [km s <sup>-1</sup> ]	$\delta V_r$ [km s <sup>-1</sup> ]	Ref. <sup>a</sup>	$U$ [km s <sup>-1</sup> ]	$\delta U$ [km s <sup>-1</sup> ]	$V$ [km s <sup>-1</sup> ]	$\delta V$ [km s <sup>-1</sup> ]	$W$ [km s <sup>-1</sup> ]	$\delta W$ [km s <sup>-1</sup> ]
J02314+573	1.597	0.3	DR3	-70.27	0.218	-67.797	0.21	40.7	0.024
J02330+078	43.78	0.504	DR3	-42.608	0.332	-20.795	0.132	-28.26	0.373
J02336+249	-6.484	0.359	DR3	9.417	0.264	-24.369	0.149	-19.698	0.193
J02337+150	18.04	0.429	DR3	-43.018	0.297	-22.578	0.13	7.499	0.282
J02340+417	69.553	0.419	DR3	-71.978	0.319	24.973	0.243	-1.311	0.124
J02345+566	10.323	0.281	DR3	-26.101	0.205	-15.293	0.193	-29.468	0.035
J02353+235	-1.938	3.734	DR3	11.843	2.745	1.812	1.483	-10.976	2.059
J02358+202	0.556	0.18	DR3	-8.79	0.13	-16.933	0.064	-0.391	0.107
J02362+068	26.103	0.283	DR3	-76.915	0.183	0.711	0.057	32.22	0.209
J02364+554	-58.182	0.675	DR3	57.551	0.508	-28.322	0.47	-41.718	0.169
J02367+226	-5.625	2.19	DR3	11.469	1.61	-17.306	0.837	-16.804	1.227
J02367+320	-16.335	0.556	DR3	32.223	0.424	8.616	0.269	-9.26	0.242
J02392+074	0.543	0.703	DR3	-24.046	0.464	-39.328	0.135	10.729	0.511
J02412-045	23.115	0.728	DR3	-24.292	0.413	-15.427	0.023	-11.907	0.6
J02419+435	-37.217	2.485	DR3	32.681	1.928	-18.645	1.441	4.388	0.65
J02424+182	-0.941	0.194	DR3	-29.93	0.144	-12.203	0.069	31.347	0.12
J02438-088	-9.046	0.289	DR3	9.657	0.158	-97.967	0.042	8.588	0.246
J02441+492	25.254	0.138	DR3	-30.353	0.106	3.143	0.085	0.001	0.023
J02442+255	30.255	0.153	DR3	-40.428	0.117	-17.302	0.061	-12.137	0.078
J02443+109W	4.301	4.329	DR3	-7.814	3.014	-18.073	0.959	-4.169	2.958
J02456+449	36.591	0.175	DR3	-58.739	0.137	-16.258	0.103	-1.032	0.042
J02462-049	33.279	2.324	DR3	-21.96	1.341	-200.061	0.094	-27.48	1.9
J02465+164	-14.6	15.0	Haw96	55.493	10.992	6.052	4.227	-39.328	9.291
J02489-145E	32.515	0.385	DR3	-39.891	0.188	-18.601	0.051	-12.515	0.334
J02489-145W	32.372	0.337	DR3	-38.787	0.165	-17.199	0.045	-13.172	0.292
J02502+628	11.21	0.397	DR3	-34.236	0.285	-18.459	0.275	-11.132	0.026
J02518+062	58.41	0.322	DR3	-66.856	0.221	-38.462	0.05	-25.17	0.231
J02518+294	-19.0	4.8	Z21	21.434	3.798	-13.253	2.009	-7.865	2.14
J02519+224	10.566	1.004	DR3	-13.631	0.775	-15.154	0.341	-9.642	0.539
J02524+269	-11.175	0.182	DR3	12.076	0.143	-21.154	0.072	-13.729	0.088
J02530+168	68.41729	0.028	Lafa20	-69.488	0.026	-71.16	0.024	-58.7	0.026
J02534+174	-31.675	0.51	DR3	29.502	0.389	-26.126	0.193	3.729	0.329
J02555+268	32.542	0.503	DR3	-40.658	0.4	-19.26	0.192	-15.969	0.239
J02560-006	46.17	0.28	Schn19	-43.849	0.18	-7.264	0.013	-23.919	0.215
J02562+239	-8.951	3.52	DR3	5.237	2.772	-22.199	1.217	-5.572	1.796
J02565+554E	75.703	0.189	DR3	-109.525	0.146	-13.777	0.123	-11.427	0.024
J02565+554W	76.326	0.152	DR3	-110.947	0.117	-14.439	0.099	-10.669	0.02
J02573+765	69.788	0.272	DR3	-96.295	0.17	7.239	0.201	17.206	0.074
J02575+107	-95.654	0.802	DR3	1.48	0.586	-131.32	0.154	107.3	0.53
J02581-128	101.377	0.437	DR3	-80.352	0.231	-1.156	0.057	-70.057	0.367
J02591+366	16.931	0.608	DR3	-51.354	0.495	-51.628	0.291	0.96	0.205
J02592+317	-12.859	1.069	DR3	5.222	0.867	6.455	0.454	28.283	0.43
J02597+389	31.5	2.6	Z21	-45.583	2.15	-13.896	1.369	-4.301	0.866
J03018-165N	7.9	15.0	Reid95	8.679	7.43	0.219	2.776	-14.421	12.731
J03018-165S	-5.744	0.328	DR3	15.437	0.163	2.744	0.061	-2.84	0.279
J03026-181	30.845	1.928	DR3	-45.415	0.924	-19.899	0.4	-5.82	1.645
J03033-080	33.367	3.653	DR3	-28.911	2.218	-23.97	0.683	-17.904	2.966
J03036-128	18.183	0.908	DR3	-16.589	0.492	-28.601	0.13	-6.187	0.752
J03037-128	17.26	0.619	DR3	-16.283	0.335	-28.912	0.091	-5.2	0.513
J03040-203	28.421	0.271	DR3	-8.398	0.126	-60.801	0.069	-11.763	0.233
J03047+617	-1.415	0.22	DR3	-72.056	0.167	-80.127	0.151	-28.523	0.049
J03075-039	-51.1	15.0	Reid95	124.396	18.098	-27.26	20.551	-35.776	16.943
J03077+249	7.088	1.583	DR3	-19.015	1.293	-26.662	0.517	-0.546	0.753
J03090+100	-29.263	0.679	DR3	25.115	0.511	-41.091	0.095	7.252	0.438
J03095+457	-4.555	0.912	DR2	18.108	0.776	4.042	0.573	-43.856	0.373
J03102+059	-5.685	0.191	DR3	29.768	0.14	-29.388	0.027	-27.01	0.131
J03104+584	13.623	0.219	DR3	-23.539	0.169	-6.914	0.14	-12.121	0.009
J03109+737	12.938	0.571	DR3	-97.815	0.374	-73.031	0.41	5.3	0.135
J03110-046	-46.27	0.607	DR3	52.322	0.39	-29.555	0.045	18.775	0.464

Table B.2: Carmencita identifier, radial velocities, and Galactic space velocities computed in this work (continued).

Karmn	$V_r$ [km s <sup>-1</sup> ]	$\delta V_r$ [km s <sup>-1</sup> ]	Ref. <sup>a</sup>	$U$ [km s <sup>-1</sup> ]	$\delta U$ [km s <sup>-1</sup> ]	$V$ [km s <sup>-1</sup> ]	$\delta V$ [km s <sup>-1</sup> ]	$W$ [km s <sup>-1</sup> ]	$\delta W$ [km s <sup>-1</sup> ]
J03112+011	23.234	5.157	DR3	-20.44	3.575	-6.617	0.086	-12.732	3.715
J03118+196	10.662	0.466	EDR3	-16.241	0.378	-35.784	0.134	-12.313	0.254
J03119+615	-29.316	2.06	DR3	25.795	1.552	-16.124	1.356	12.61	0.217
J03133+047	28.165	0.463	DR3	-60.284	0.337	-42.952	0.032	19.246	0.317
J03136+653	-26.68	0.19	DR3	32.242	0.138	-6.072	0.128	7.835	0.023
J03142+286	32.3	15.0	Haw96	-33.968	12.577	-38.131	5.293	-41.588	6.231
J03145+594	18.661	1.009	DR3	-34.888	0.777	-12.577	0.648	-4.076	0.081
J03147+114	8.943	2.042	DR3	-11.545	1.585	-18.443	0.318	-4.201	1.264
J03147+485	22.479	20.011	DR3	-34.857	16.43	-18.302	11.093	-29.386	2.73
J03162+581N	21.373	0.142	DR3	-37.725	0.111	-12.658	0.089	-3.207	0.006
J03162+581S	21.076	0.158	DR3	-38.616	0.123	-14.242	0.099	-2.555	0.006
J03167+389	-6.39	1.072	DR3	9.627	0.911	3.706	0.503	-0.208	0.306
J03172+453	-23.414	0.41	DR3	30.837	0.364	-0.113	0.268	-13.356	0.16
J03177+252	23.114	0.244	DR3	-56.791	0.205	-72.245	0.079	5.744	0.112
J03181+382	-4.796	0.159	DR3	-15.973	0.135	-50.484	0.072	-15.381	0.047
J03181+426	3.242	0.289	DR3	-16.982	0.244	-23.375	0.143	-2.136	0.063
J03185+103	15.661	0.361	DR3	-20.072	0.28	-24.632	0.044	-4.693	0.224
J03186+326	3.67	0.299	DR3	-16.156	0.255	-23.162	0.116	3.175	0.106
J03187+606	13.403	0.433	DR3	-79.901	0.501	-73.496	0.533	-13.807	0.547
J03194+619	15.892	3.895	DR3	-37.368	3.339	-18.63	3.13	-4.935	2.307
J03207+397	5.88	0.95	Per17	-17.238	0.811	-21.464	0.44	-4.01	0.251
J03213+799	-13.609	0.16	DR3	5.851	0.096	-24.979	0.117	25.014	0.052
J03217-066	26.231	0.224	DR3	-28.378	0.145	-23.452	0.027	-6.854	0.169
J03220+029	31.756	1.423	DR3	-10.872	1.043	-60.475	0.022	-35.784	0.968
J03224+271	30.127	0.166	DR3	-41.681	0.142	-19.219	0.053	-1.502	0.07
J03230+420	-24.674	2.787	DR3	5.627	2.376	-52.221	1.327	-23.006	0.604
J03233+116	5.298	0.424	DR3	10.093	0.338	5.326	0.052	-21.342	0.253
J03236+056	12.158	1.458	DR3	-11.656	1.103	-18.588	0.062	-6.265	0.951
J03241+237	18.815	0.298	EDR3	-24.833	0.253	-17.174	0.081	-5.209	0.136
J03242+237	19.016	0.237	DR3	-24.656	0.201	-15.813	0.065	-5.15	0.108
J03247+447	-25.693	0.319	DR3	28.904	0.271	-5.241	0.16	-8.294	0.057
J03257+058	-3.4	15.0	Reid95	21.544	11.441	-0.546	0.553	-20.216	9.685
J03263+171	27.308	2.387	DR3	-27.554	1.986	-13.141	0.5	-12.915	1.281
J03267+192	-34.306	1.889	DR3	31.339	1.584	-17.535	0.389	8.752	0.953
J03272+273	1.432	0.47	DR3	6.836	0.405	4.57	0.143	-14.66	0.19
J03275+222	10.697	0.945	DR3	-12.57	0.804	-15.944	0.228	-8.222	0.442
J03284+352	20.433	1.28	DR3	-29.301	1.113	-23.914	0.504	-14.445	0.386
J03286-156	6.928	1.768	DR3	-17.658	1.022	-10.228	0.51	7.132	1.406
J03288+264	0.122	0.615	DR3	-7.126	0.531	-17.549	0.178	2.305	0.254
J03303+346	5.2	0.28	Jeff18	-6.496	0.384	-3.48	0.576	-2.813	0.59
J03308+542	2.0	4.0	New14	1.986	3.273	6.081	2.297	-4.513	0.118
J03309+706	20.922	0.751	DR3	-61.497	0.593	-27.786	0.576	-14.134	0.421
J03317+143	-32.773	0.45	DR3	43.882	0.372	-54.344	0.068	-19.28	0.248
J03325+287	8.812	4.65	DR3	-8.97	4.07	-2.712	1.481	-4.79	1.792
J03332+462	-14.268	8.325	DR3	0.732	7.13	-31.66	4.139	-15.108	1.156
J03340+585	-22.5	1.9	Z21	-20.748	1.513	-64.887	1.149	5.448	0.089
J03346-048	5.252	1.025	DR3	-5.561	0.886	-64.431	0.743	9.687	0.91
J03361+313	14.462	1.244	DR3	-16.018	1.099	-5.968	0.409	-6.794	0.417
J03366+034	19.297	4.143	DR3	-15.379	3.183	-22.192	0.108	-10.8	2.649
J03372+691	19.898	14.536	DR3	-37.834	10.405	-11.704	9.772	3.629	2.749
J03375+178N	40.22	0.51	Shk10	-47.592	0.436	-18.326	0.087	-4.961	0.254
J03375+178S	43.7	5.2	Z21	-50.676	4.444	-17.556	0.825	-6.419	2.571
J03394+249	12.235	0.601	DR3	-16.64	0.529	7.762	0.146	10.577	0.245
J03396+254E	4.713	0.337	DR3	-9.289	0.297	-68.16	0.097	-33.71	0.143
J03396+254W	4.668	0.342	DR3	-9.181	0.302	-67.547	0.096	-33.457	0.143
J03397+334	-6.538	12.664	DR3	9.085	11.266	2.04	4.369	-2.805	3.791
J03416+552	-4.626	0.348	DR3	-10.324	0.287	-23.278	0.197	-5.929	0.01
J03430+459	-25.426	1.896	DR3	31.89	1.654	1.862	0.906	-11.729	0.262
J03433-095	34.855	2.165	DR3	-57.939	1.44	-15.022	0.495	9.406	1.56

Table B.2: Carmencita identifier, radial velocities, and Galactic space velocities computed in this work (continued).

Karmn	$V_r$ [km s <sup>-1</sup> ]	$\delta V_r$ [km s <sup>-1</sup> ]	Ref. <sup>a</sup>	$U$ [km s <sup>-1</sup> ]	$\delta U$ [km s <sup>-1</sup> ]	$V$ [km s <sup>-1</sup> ]	$\delta V$ [km s <sup>-1</sup> ]	$W$ [km s <sup>-1</sup> ]	$\delta W$ [km s <sup>-1</sup> ]
J03437+166	33.864	0.236	DR3	-28.573	0.203	-22.926	0.032	-24.689	0.116
J03438+166	34.097	0.182	DR3	-28.715	0.157	-23.357	0.024	-25.016	0.09
J03445+349	4.229	0.161	DR3	-15.209	0.144	-27.301	0.057	-0.663	0.044
J03454+729	36.995	0.189	DR3	-67.426	0.13	-7.543	0.13	-16.06	0.049
J03455+703	13.259	0.18	DR3	-16.596	0.128	-3.068	0.121	16.609	0.039
J03459+147	2.105	0.161	DR3	3.268	0.138	-44.867	0.033	-18.064	0.085
J03463+262	35.735	0.162	DR3	-42.137	0.145	-18.286	0.04	-6.477	0.061
J03467+821	-20.036	0.212	DR3	-4.935	0.124	-28.14	0.154	-6.815	0.078
J03467-112	93.481	0.843	DR3	-94.696	0.572	-53.981	0.316	-25.953	0.645
J03473+086	5.533	0.473	DR3	-2.53	0.39	-47.297	0.016	-7.108	0.267
J03473-019	17.87603	0.02094	Lafa20	-8.381	0.017	-27.991	0.01	-12.293	0.015
J03479+027	8.61	0.145	DR3	23.122	0.114	-5.596	0.018	-42.836	0.09
J03480+686	9.4	15.0	Reid95	0.127	10.919	7.039	9.87	25.238	2.889
J03486+735	-7.823	0.154	DR3	-19.722	0.105	-31.602	0.106	1.751	0.04
J03505+634	-19.177	0.205	DR3	-4.742	0.16	-29.517	0.127	-36.62	0.033
J03507-060	-9.639	0.278	DR3	51.989	0.198	-31.583	0.057	-31.568	0.188
J03510+142	10.805	2.531	DR3	-10.931	2.185	-18.598	0.19	-5.515	1.263
J03510-008	-12.63	0.1	Schn19	25.491	0.078	-23.304	0.028	-6.062	0.065
J03519+397	17.807	0.268	DR3	-18.927	0.241	-1.637	0.104	-7.282	0.051
J03526+170	35.964	1.783	DR3	-32.815	1.567	-31.289	0.191	-22.47	0.829
J03531+625	-120.612	0.146	DR3	86.662	0.115	-81.638	0.089	-24.943	0.018
J03543-146	9.9	2.0	Des12	-8.596	1.255	5.917	0.619	-8.833	1.434
J03544-091	2.413	0.318	DR3	-4.434	0.219	13.627	0.076	-3.837	0.218
J03548+163	30.84	2.83	DR3	-37.092	2.489	-18.633	0.264	0.195	1.322
J03565+319	32.079	7.813	DR3	-40.641	7.158	-19.475	2.238	-1.516	2.192
J03567+039	-20.736	0.179	DR3	-9.82	0.153	-55.467	0.095	-11.039	0.016
J03574-011	3.399	0.38	DR3	8.466	0.293	1.857	0.056	-16.386	0.236
J03586+520	-0.184	0.256	DR3	-28.559	0.221	-48.697	0.132	10.269	0.026
J03588+125	38.62	0.513	DR3	-34.17	0.446	-49.664	0.042	-21.096	0.256
J03598+260	54.208	0.581	DR3	-78.111	0.589	-60.865	0.465	14.374	0.489
J04011+513	-17.923	0.467	DR3	-31.09	0.406	-92.384	0.234	-43.399	0.041
J04056+057	16.857	2.097	DR3	-13.61	1.757	-15.394	0.18	-7.855	1.135
J04059+712E	1.26	0.491	DR3	-26.017	0.35	-21.512	0.323	-12.932	0.12
J04061-055	-21.789	0.332	DR3	21.048	0.246	-3.123	0.075	10.895	0.209
J04077+142	-18.231	0.188	DR3	13.278	0.168	-34.69	0.016	11.953	0.086
J04079+142	-17.622	0.311	DR3	12.726	0.277	-34.509	0.022	11.752	0.142
J04081+743	3.532	0.341	DR3	-49.424	0.232	-46.392	0.231	4.422	0.097
J04083+691	-16.891	0.831	DR3	-2.934	0.615	-33.385	0.544	10.649	0.219
J04086+336	34.212	0.147	DR3	-44.07	0.137	-6.97	0.041	21.406	0.034
J04093+057	41.0	4.0	New14	-37.428	3.434	-27.289	1.218	-13.224	2.381
J04108-128	-20.711	3.816	DR3	46.591	2.57	-12.101	1.262	-10.083	2.522
J04112+495	33.619	0.475	DR3	-48.077	0.422	-21.384	0.218	-27.863	0.019
J04122+647	20.028	0.319	DR3	-38.361	0.249	-17.881	0.192	4.977	0.054
J04123+162	34.531	2.169	DR3	-38.985	1.967	-19.126	0.109	0.017	0.911
J04129+526	-42.964	12.109	DR3	27.219	10.572	-37.469	5.902	-53.317	0.241
J04131+505	-92.839	0.831	DR3	89.191	0.736	-30.545	0.387	-38.026	0.019
J04137+476	-45.769	0.692	DR3	41.581	0.623	-22.02	0.301	-27.359	0.045
J04139+829	2.288	0.255	DR3	-38.995	0.211	-20.493	0.198	-14.543	0.167
J04148+277	36.447	0.556	DR3	-41.979	0.522	-18.672	0.106	-1.793	0.159
J04153-076	-44.063	0.202	DR3	97.989	0.149	-11.56	0.061	-40.331	0.125
J04166-125	42.259	1.125	EDR3	-41.903	0.778	7.906	0.402	-25.299	0.725
J04167-120	-7.966	0.29	DR3	32.861	0.203	-39.047	0.105	-2.436	0.186
J04173+088	8.283	3.327	DR3	-1.065	2.913	-26.478	0.234	-11.497	1.59
J04177+410	0.885	3.406	DR3	-9.108	3.167	-26.684	1.188	-14.652	0.401
J04188+013	20.8	2.8	Z21	-11.783	2.309	-12.012	0.487	-16.724	1.508
J04191+097	16.21	0.59	DR3	-21.228	0.521	7.567	0.038	4.475	0.274
J04191-074	29.02	0.63	DR3	-20.028	0.469	16.944	0.182	-31.465	0.381
J04198+425	21.486	0.07004	Lafa20	-41.787	0.067	-56.361	0.056	-33.44	0.052
J04199+364	45.422	0.192	DR3	-55.116	0.181	-38.074	0.058	-26.308	0.036



Table B.2: Carmencita identifier, radial velocities, and Galactic space velocities computed in this work (continued).

Karmn	$V_r$ [km s <sup>-1</sup> ]	$\delta V_r$ [km s <sup>-1</sup> ]	Ref. <sup>a</sup>	$U$ [km s <sup>-1</sup> ]	$\delta U$ [km s <sup>-1</sup> ]	$V$ [km s <sup>-1</sup> ]	$\delta V$ [km s <sup>-1</sup> ]	$W$ [km s <sup>-1</sup> ]	$\delta W$ [km s <sup>-1</sup> ]
J04205+815	-0.847	0.476	DR3	-3.649	0.285	8.773	0.338	-24.971	0.177
J04206+272	14.699	39.711	DR3	-15.099	37.596	-14.077	6.68	-10.095	10.902
J04207+152	52.738	0.986	DR3	-52.799	0.907	-20.296	0.218	-11.351	0.459
J04218+213	15.96	0.243	DR3	-15.335	0.228	-23.284	0.024	-10.619	0.083
J04219+213	19.626	1.057	DR3	-35.979	0.991	-62.596	0.106	25.823	0.361
J04219+751	33.037	0.178	DR3	-67.88	0.121	-26.782	0.12	16.622	0.056
J04221+192	-48.7	15.0	Haw96	51.77	13.973	3.853	0.86	1.934	5.386
J04224+036	37.108	5.263	DR3	-40.025	4.458	-19.169	0.808	-0.518	2.678
J04224+740	-5.341	0.189	DR3	-28.744	0.132	-26.188	0.126	-26.983	0.057
J04225+105	37.197	0.339	DR3	-41.775	0.302	-15.124	0.023	2.32	0.151
J04225+390	17.2	3.2	Z21	-41.51	3.009	-70.616	1.004	-2.373	0.421
J04227+205	42.165	1.988	DR3	-45.373	1.862	-17.826	0.176	-2.882	0.69
J04229+259	-19.362	0.426	DR3	19.019	0.404	-20.047	0.062	-5.585	0.121
J04234+495	-12.461	0.242	DR3	5.16	0.218	-17.924	0.106	-16.876	0.007
J04234+809	-4.789	5.254	DR3	-15.161	3.204	-19.116	3.715	-1.393	1.95
J04238+092	48.5	1.8	Z21	-50.024	1.596	-20.226	0.15	-5.41	0.818
J04238+149	38.433	1.655	DR3	-40.316	1.519	-17.644	0.123	-3.418	0.674
J04247-067	8.601	2.343	DR3	-14.821	1.777	-17.095	0.69	13.176	1.364
J04248+324	-35.025	0.242	DR3	25.218	0.231	-35.76	0.056	14.405	0.051
J04251+515	-55.687	2.5	DR3	40.466	2.231	-43.109	1.179	-1.951	0.355
J04252+080N	41.07	1.902	DR3	-43.598	1.677	-19.058	0.194	-1.488	0.876
J04252+080S	40.858	0.902	DR3	-42.937	0.808	-17.879	0.32	-2.559	0.538
J04252+172	37.063	4.344	DR3	-40.874	4.034	-20.964	0.204	1.124	1.623
J04274+203	-19.661	0.357	DR3	21.463	0.336	4.693	0.022	-0.818	0.119
J04276+595	17.311	1.958	DR3	-27.891	1.635	-10.424	1.048	-3.096	0.252
J04278+117	33.139	0.411	DR3	-22.433	0.373	-79.958	0.047	-19.336	0.175
J04284+176	32.132	1.54	DR3	-35.08	1.446	-22.751	0.347	0.527	0.664
J04290+219	-35.744	0.119	DR3	33.591	0.113	6.739	0.009	14.247	0.037
J04293+142	-5.642	0.338	DR3	-7.935	0.312	-3.883	0.02	33.56	0.133
J04294+262	34.586	3.434	DR3	-32.323	3.285	-8.833	0.532	-18.594	0.944
J04302+708	4.946	0.174	DR3	2.266	0.127	13.375	0.11	-7.112	0.046
J04304+398	15.733	0.773	DR3	-23.535	0.731	-24.954	0.238	-11.125	0.079
J04308-088	1.968	1.001	DR3	12.4	0.746	-17.231	0.338	-9.395	0.577
J04310+367	-4.6	1.9	Z21	7.006	1.813	2.287	0.519	-10.751	0.284
J04311+589	27.817	0.14	DR3	-57.608	0.119	-37.638	0.074	-7.699	0.022
J04312+422	6.477	0.703	DR3	-8.593	0.66	-6.755	0.236	-9.474	0.05
J04313+241	16.49	0.298	Kou19	-15.27	0.305	-11.788	0.369	-11.062	0.364
J04329+001E	-2.138	0.191	DR3	12.321	0.159	5.774	0.045	-18.693	0.097
J04329+001N	-2.215	1.859	DR3	13.46	1.548	5.93	0.425	-20.487	0.939
J04329+001S	-1.706	0.43	DR3	12.349	0.358	5.496	0.099	-19.468	0.218
J04333+239	37.755	1.47	DR3	-41.188	1.412	-16.119	0.341	0.602	0.533
J04335+207	-2.724	1.646	DR3	-2.077	1.563	-34.615	0.08	9.809	0.51
J04343+430	-43.763	0.282	DR3	35.963	0.265	-29.973	0.096	-3.12	0.018
J04347-004	-9.275	1.181	DR3	19.792	0.98	-8.674	0.286	-10.055	0.595
J04350+086	39.509	0.793	DR3	-42.166	0.785	-20.827	0.775	1.97	0.951
J04352-161	48.5	1.4	Des12	-45.518	0.934	-15.734	0.609	-18.669	0.847
J04366+112	65.238	0.524	DR3	-89.248	0.479	-15.071	0.055	44.735	0.209
J04369+593	13.358	0.252	DR3	-24.346	0.213	-14.669	0.132	3.38	0.038
J04369-162	13.674	3.727	DR3	-8.79	2.489	-19.383	1.64	1.2	2.238
J04373+193	41.3	3.2	Z21	-41.297	3.042	-8.787	0.328	-7.198	1.065
J04376+528	33.726	0.136	DR3	-42.079	0.121	-8.072	0.061	-1.973	0.01
J04376-024	21.44	0.316	DR3	-16.083	0.265	-14.939	0.133	-8.283	0.188
J04376-110	-7.126	0.123	DR3	14.893	0.09	3.03	0.047	-8.589	0.07
J04382+282	40.292	2.986	DR3	-44.898	2.887	-13.113	0.413	6.076	0.643
J04386-115	-25.881	0.194	DR3	40.39	0.141	10.18	0.078	-12.932	0.112
J04388+217	7.221	1.083	DR3	-10.711	1.039	-59.824	0.171	0.4	0.342
J04393+335	7.574	5.259	DR3	-12.986	5.112	-29.445	2.985	-7.229	2.724
J04395+162	-38.5	3.2	Z21	47.623	3.011	-31.486	0.093	-16.023	1.08
J04398+251	-16.443	0.441	DR3	18.599	0.426	0.37	0.041	-6.065	0.108

Table B.2: Carmencita identifier, radial velocities, and Galactic space velocities computed in this work (continued).

Karmn	$V_r$ [km s <sup>-1</sup> ]	$\delta V_r$ [km s <sup>-1</sup> ]	Ref. <sup>a</sup>	$U$ [km s <sup>-1</sup> ]	$\delta U$ [km s <sup>-1</sup> ]	$V$ [km s <sup>-1</sup> ]	$\delta V$ [km s <sup>-1</sup> ]	$W$ [km s <sup>-1</sup> ]	$\delta W$ [km s <sup>-1</sup> ]
J04403-055	31.1	1.4	Des12	-31.68	1.106	-15.238	0.449	-2.29	0.732
J04404-091	-3.3	15.0	Reid95	12.894	11.279	0.254	5.497	-11.84	8.22
J04406-128	-0.047	0.408	DR3	-4.796	0.29	1.1	0.168	5.27	0.233
J04407+022	53.377	0.175	DR3	-53.273	0.15	-18.419	0.047	-7.699	0.086
J04413+327	29.387	1.095	DR3	-42.269	1.061	-48.294	0.225	15.1	0.194
J04414+132	41.146	0.612	DR3	-42.176	0.569	-18.927	0.048	-1.429	0.222
J04422+577	53.55	0.736	DR3	-84.567	0.654	-22.117	0.43	-61.843	0.259
J04423+207	29.188	0.2	DR3	-38.251	0.192	-19.259	0.023	24.749	0.063
J04425+204	40.0	4.219	DR3	-41.882	4.042	-18.816	0.092	-0.959	1.204
J04429+095	37.386	0.185	DR3	-29.216	0.168	-1.918	0.025	-26.898	0.073
J04429+189	25.822	0.137	DR3	-22.381	0.131	-57.774	0.009	-14.849	0.042
J04429+214	3.11	0.159	DR3	-4.677	0.153	4.707	0.006	5.659	0.044
J04433+296	43.9	7.5	Z21	-43.481	7.29	-9.374	1.099	-16.275	1.387
J04444+278	-7.932	0.175	DR3	7.096	0.17	-31.532	0.022	-13.448	0.036
J04458-144	36.013	0.285	DR3	-35.721	0.199	-2.454	0.127	-17.748	0.161
J04468-112	12.605	0.451	DR3	-3.119	0.332	-0.871	0.184	-18.416	0.244
J04471+021	7.805	0.215	DR3	-1.106	0.186	12.107	0.053	-22.083	0.096
J04472+206	23.375	3.276	DR3	-22.998	3.155	-14.257	0.041	-5.204	0.881
J04480+170	51.371	4.248	EDR3	-51.084	4.045	-18.954	0.177	-6.532	1.287
J04488+100	10.35	0.601	DR3	-6.265	0.553	-3.788	0.097	-11.067	0.226
J04494+484	23.379	1.971	DR3	-32.299	1.825	-17.409	0.769	1.666	0.224
J04499+236	9.184	3.283	DR3	-7.108	3.192	-29.842	0.169	-16.152	0.753
J04499+711	-24.235	0.66	DR3	10.181	0.483	-30.663	0.408	7.583	0.189
J04502+459	18.073	0.218	DR3	-29.647	0.205	-28.281	0.076	0.719	0.012
J04504+199	39.646	0.204	DR3	-35.992	0.196	-19.377	0.014	-18.278	0.055
J04508+221	32.662	0.556	DR3	-36.224	0.54	-42.329	0.016	6.038	0.135
J04508+261	64.603	0.475	DR3	-74.49	0.464	-54.045	0.044	19.171	0.099
J04520+064	-8.285	0.257	DR3	12.559	0.231	-17.766	0.05	1.139	0.1
J04524-168	24.79	1.147	DR3	-7.36	0.774	-27.587	0.558	-11.552	0.636
J04525+407	102.452	0.29	DR3	-126.816	0.279	-69.939	0.091	9.974	0.05
J04536+623	-70.964	0.385	DR3	42.786	0.318	-64.301	0.204	-8.333	0.078
J04538+158	37.198	0.307	DR3	-31.79	0.292	-22.878	0.024	-17.858	0.091
J04538-177	-14.869	0.135	DR3	31.667	0.09	-29.237	0.068	15.219	0.075
J04544+650	2.163	0.479	DR3	-8.228	0.383	-7.525	0.267	-0.956	0.11
J04559+046	46.0	5.0	New14	-32.295	4.456	-49.309	1.147	-15.097	1.957
J04560+432	13.555	0.415	DR3	-21.378	0.396	-22.85	0.124	14.912	0.01
J04587+509	16.611	0.171	DR3	-36.234	0.157	-46.888	0.068	20.208	0.023
J04588+498	-34.311	0.136	DR3	27.023	0.125	-24.559	0.051	-1.212	0.011
J04595+017	18.54	0.254	DR3	-11.946	0.222	-16.122	0.071	-9.058	0.102
J05012+248	29.499	0.156	DR3	-29.848	0.154	-47.471	0.018	-10.711	0.032
J05013+226	28.789	1.201	DR3	-24.697	1.176	-16.55	0.013	-23.02	0.246
J05018+037	24.291	0.149	DR3	-18.428	0.133	-22.231	0.039	-5.797	0.057
J05019+011	19.847	0.445	DR3	-12.848	0.386	-16.409	0.13	-9.738	0.178
J05019+099	18.8	15.0	Reid95	-13.589	13.953	-16.168	2.591	-10.395	4.858
J05019-069	42.286	0.175	DR3	-23.321	0.139	-17.986	0.069	-36.101	0.081
J05024-212	-29.2	15.0	Reid95	27.495	9.387	13.955	8.37	7.72	8.175
J05030+213	39.53	4.149	DR3	-38.437	4.055	-17.211	0.067	-7.989	0.876
J05032+213	76.39	0.1	Jeff18	-74.472	0.098	-17.815	0.006	-15.707	0.022
J05033-173	14.762	0.165	DR3	5.61	0.112	-13.864	0.086	-21.753	0.086
J05034+531	65.447	0.144	DR3	-113.003	0.13	-93.737	0.063	15.544	0.028
J05042+110	-3.338	0.69	DR3	0.701	0.647	9.786	0.113	3.522	0.211
J05050+442	8.398	0.817	DR3	-9.422	0.78	-2.465	0.241	4.011	0.027
J05051-120	1.843	0.245	DR3	11.22	0.182	2.108	0.114	-23.023	0.119
J05060+043	73.366	0.26	DR3	-77.138	0.233	-35.014	0.07	13.567	0.097
J05062+046	20.132	3.735	DR3	-13.832	3.356	-16.528	0.956	-9.744	1.33
J05068-215E	16.546	1.851	DR3	-9.872	1.155	-12.88	1.058	-5.671	0.986
J05068-215W	31.7	15.0	Reid95	-15.419	9.363	-22.418	8.575	-17.389	7.988
J05078+179	9.474	7.831	DR3	-6.658	7.6	-13.404	0.593	-8.734	1.794
J05084-210	22.21394	0.22982	Lafa20	-12.951	0.146	-18.912	0.132	-6.185	0.122

Table B.2: Carmencita identifier, radial velocities, and Galactic space velocities computed in this work (continued).

Karmn	$V_r$ [km s <sup>-1</sup> ]	$\delta V_r$ [km s <sup>-1</sup> ]	Ref. <sup>a</sup>	$U$ [km s <sup>-1</sup> ]	$\delta U$ [km s <sup>-1</sup> ]	$V$ [km s <sup>-1</sup> ]	$\delta V$ [km s <sup>-1</sup> ]	$W$ [km s <sup>-1</sup> ]	$\delta W$ [km s <sup>-1</sup> ]
J05085-181	33.9	15.0	Reid95	18.855	10.046	-68.407	8.11	-18.744	7.636
J05091+154	-21.952	2.062	DR3	39.614	1.984	-80.942	0.254	-27.702	0.517
J05103+095	41.545	0.298	DR3	-19.96	0.279	-61.686	0.075	-35.276	0.094
J05103+272	-47.7	4.4	Z21	49.694	4.358	-21.401	0.221	-19.997	0.569
J05103+488	11.784	0.225	DR3	-27.976	0.21	-39.081	0.08	-8.536	0.027
J05106+297	-35.867	0.22	DR3	37.518	0.218	8.12	0.019	-6.07	0.023
J05109+186	-46.588	1.132	DR3	60.455	1.103	-35.919	0.09	-45.484	0.242
J05111+158	42.782	0.534	DR3	-40.445	0.519	-20.166	0.252	-6.183	0.283
J05114+101	4.469	0.419	DR3	11.812	0.397	-31.237	0.17	-32.61	0.159
J05127+196	-25.339	0.142	DR3	20.501	0.139	3.675	0.01	25.682	0.028
J05151-073	41.468	0.159	DR3	-10.025	0.127	-64.49	0.07	-13.244	0.067
J05152+236	-30.702	8.067	DR3	31.214	7.976	-11.349	0.181	-0.075	1.212
J05173+321	35.653	2.721	DR3	-39.229	2.702	-41.369	0.295	-17.594	0.169
J05173+458	30.972	0.157	DR3	-37.85	0.149	-14.889	0.047	-8.492	0.013
J05173+721	17.499	0.26	DR3	-22.805	0.189	3.385	0.157	-3.428	0.085
J05187+464	2.396	4.042	DR3	-10.481	3.837	-23.296	1.222	-5.917	0.371
J05195+649	-45.16	0.51	DR3	47.417	0.414	-12.444	0.273	-1.257	0.141
J05206+587N	2.021	0.408	DR3	-37.093	0.378	-56.931	0.269	-19.422	0.181
J05206+587S	1.763	0.632	DR3	-33.17	0.547	-51.485	0.289	-16.36	0.136
J05211+557	81.513	0.248	DR3	-90.202	0.221	-0.726	0.105	8.522	0.048
J05223+305	5.558	0.392	DR3	-6.752	0.391	-14.891	0.029	1.847	0.024
J05226+795	-11.327	0.15	DR3	1.299	0.095	-16.366	0.101	1.178	0.058
J05228+202	-10.303	0.404	DR3	9.284	0.398	-0.559	0.033	7.699	0.064
J05243-160	27.475	3.21	DR3	-17.222	2.262	-20.073	1.786	-9.501	1.43
J05256-091	26.3	0.3	Shk12	-8.369	0.238	-29.364	0.151	-14.316	0.122
J05280+096	60.589	0.185	DR3	-44.281	0.174	-38.791	0.046	-40.432	0.044
J05282+029	133.268	1.06	DR3	-68.861	0.952	-110.223	0.368	-119.209	0.318
J05289+125	4.7	2.7	Z21	2.911	2.584	-31.642	0.548	-5.127	0.559
J05294+155E	-5.639	0.149	DR3	8.309	0.144	-3.908	0.024	-10.123	0.027
J05294+155W	-4.061	0.649	DR3	6.479	0.63	-3.298	0.104	-9.556	0.115
J05298+320	-9.795	0.281	DR3	7.399	0.28	-45.884	0.038	-56.066	0.024
J05298-034	21.368	0.195	DR3	4.265	0.164	-23.636	0.083	-44.59	0.067
J05306+152	2.072	0.211	DR3	1.652	0.205	-4.527	0.036	-16.479	0.038
J05314-036	8.195	0.119	DR3	22.492	0.1	-55.526	0.051	-10.141	0.04
J05320-030	22.21	1.253	DR3	-15.181	1.064	-15.381	0.544	-8.84	0.423
J05322+098	0.78	0.15	Jeff18	4.196	0.142	-4.835	0.038	-16.121	0.033
J05328+338	3.015	0.46	DR3	-4.597	0.458	-14.334	0.045	-30.889	0.007
J05333+448	12.42	5.643	DR3	-19.544	5.424	-20.046	1.478	-11.536	0.677
J05337+019	30.836	0.024	Bar21	-21.426	0.022	-10.464	0.013	-28.55	0.014
J05339-023	19.984	0.566	DR3	-12.183	0.483	-16.109	0.236	-9.182	0.178
J05341+475	-5.056	0.435	DR3	7.04	0.412	8.102	0.126	-5.375	0.06
J05341+512	-72.257	0.174	DR3	57.277	0.161	-41.189	0.06	-30.889	0.03
J05342+103N	-11.911	0.45	DR3	24.334	0.426	-24.136	0.113	-24.908	0.094
J05342+103S	-11.55	0.688	DR3	23.758	0.651	-24.668	0.17	-23.384	0.143
J05348+138	37.676	0.166	DR3	-30.25	0.16	-22.148	0.033	-23.662	0.029
J05360-076	29.105	0.272	DR3	-43.476	0.218	4.519	0.133	10.331	0.094
J05365+113	21.355	0.126	DR3	-19.411	0.12	-7.462	0.03	-5.736	0.024
J05366+112	21.636	0.295	DR3	-19.597	0.281	-7.732	0.07	-5.934	0.056
J05394+406	-6.33848	0.02941	Lafa20	-3.731	0.03	-56.854	0.038	5.296	0.035
J05394+747	-3.723	0.274	DR3	-8.02	0.191	-11.397	0.169	-6.228	0.101
J05402+126	83.59	0.38	Shk10	-68.228	0.365	-52.313	0.09	-37.586	0.065
J05404+248	21.0	5.0	New14	-19.703	4.986	-19.385	0.532	-6.7	0.418
J05415+534	1.639	0.168	DR3	-13.966	0.153	-22.611	0.061	-14.066	0.035
J05419+153	22.737	0.217	DR3	-21.139	0.211	-12.605	0.042	1.739	0.03
J05421+124	106.062	0.17	DR3	-90.222	0.163	-88.929	0.041	7.971	0.029
J05422-054	33.731	2.008	DR3	-60.941	1.657	30.576	0.953	6.654	0.616
J05425+154	20.376	2.205	DR3	-17.967	2.148	-5.957	0.672	-13.243	0.605
J05455-119	40.01	0.459	DR3	-35.145	0.347	-19.975	0.256	-6.696	0.157
J05456+729	-4.604	0.267	DR3	13.969	0.192	0.98	0.158	13.446	0.097

Table B.2: Carmencita identifier, radial velocities, and Galactic space velocities computed in this work (continued).

Karmn	$V_r$ [km s <sup>-1</sup> ]	$\delta V_r$ [km s <sup>-1</sup> ]	Ref. <sup>a</sup>	$U$ [km s <sup>-1</sup> ]	$\delta U$ [km s <sup>-1</sup> ]	$V$ [km s <sup>-1</sup> ]	$\delta V$ [km s <sup>-1</sup> ]	$W$ [km s <sup>-1</sup> ]	$\delta W$ [km s <sup>-1</sup> ]
J05458+729	-4.239	0.283	DR3	13.762	0.204	1.337	0.168	13.467	0.102
J05466+441	12.506	0.745	DR3	-22.573	0.72	2.683	0.237	-70.951	0.234
J05468+665	-1.744	2.792	DR3	9.218	2.213	1.399	1.45	15.137	0.892
J05471-052	-58.063	0.696	DR3	74.217	0.576	-27.532	0.336	34.612	0.2
J05472-000	-12.549	0.181	DR3	15.126	0.159	3.513	0.076	-8.749	0.045
J05484+077	8.959	0.549	DR3	2.177	0.512	-29.834	0.173	-9.009	0.098
J05511+122	18.91	1.723	DR3	-15.776	1.65	-16.301	0.449	3.012	0.239
J05530+047	72.449	0.609	DR3	-41.435	0.558	-95.725	0.252	2.333	0.161
J05530+251	75.689	0.187	DR3	-74.36	0.187	-21.009	0.015	-1.731	0.006
J05532+242	27.496	0.021	Bar18	-22.024	0.057	-61.782	0.56	-17.549	0.36
J05547+109	12.76	3.377	DR3	-10.191	3.209	-1.969	0.959	-19.746	0.43
J05558+406	-9.672	0.636	DR3	5.291	0.623	-13.19	0.102	-18.174	0.088
J05566-103	23.07	0.344	DR3	-24.027	0.266	-5.64	0.194	-4.518	0.099
J05587+259	1.816	0.343	DR3	-1.312	0.342	-3.755	0.025	13.935	0.011
J05588+213	30.61	6.772	Ter15	-24.909	6.704	-41.839	1.027	-3.993	0.327
J05596+585	-0.291	0.151	DR3	-7.73	0.131	-12.884	0.061	-6.202	0.043
J05599+585	0.158	0.511	DR3	-8.097	0.444	-12.332	0.207	-6.557	0.146
J06000+027	29.957	0.174	DR3	-25.959	0.156	-16.793	0.071	0.885	0.031
J06007+681	27.701	0.188	DR3	-84.176	0.148	-76.354	0.104	7.889	0.069
J06008+681	27.557	0.173	DR3	-84.233	0.137	-76.39	0.098	7.476	0.065
J06011+595	1.785	0.217	DR3	-19.062	0.187	-23.37	0.091	-16.357	0.064
J06017+130	19.834	0.283	DR3	-18.562	0.271	-3.047	0.076	-14.432	0.024
J06023-203	5.684	0.256	DR3	-33.829	0.167	19.218	0.175	9.602	0.086
J06024+498	20.967	0.6	DR3	-32.997	0.559	-27.298	0.169	-9.415	0.136
J06024+663	-25.714	0.499	DR3	-3.356	0.396	-58.083	0.252	2.556	0.171
J06025+371	37.271	0.571	DR3	-36.792	0.564	-12.684	0.055	16.691	0.075
J06034+478	19.431	0.455	DR3	-41.244	0.43	-50.083	0.12	-32.883	0.1
J06035+155	40.826	3.202	DR3	-39.98	3.107	-4.764	0.781	-16.429	0.335
J06035+168	-1.003	3.76	Ter15	0.765	3.671	3.263	1.154	-10.134	1.175
J06039+261	70.272	0.56	DR3	-64.657	0.558	-72.797	0.069	5.494	0.048
J06054+608	128.5	2.6	Shk12	-139.186	2.204	-2.057	1.118	36.637	0.811
J06066+465	-30.321	0.677	DR3	27.984	0.643	-1.775	0.154	-15.638	0.144
J06071+335	13.357	0.23	DR3	-16.866	0.229	-58.523	0.041	-15.401	0.034
J06075+472	7.218	2.659	DR3	-14.244	2.518	-22.007	0.625	-4.992	0.584
J06097+001	36.949	0.253	DR3	-21.621	0.221	-41.029	0.118	5.704	0.042
J06102+225	13.532	2.495	DR3	-10.501	2.468	-22.732	0.36	-4.613	0.071
J06103+225	16.236	3.912	DR3	-13.727	3.873	-19.206	1.368	-3.907	0.766
J06103+722	-19.544	0.204	DR3	-2.077	0.149	-23.225	0.117	-20.353	0.079
J06103+821	-2.016	0.135	DR3	-46.247	0.081	-36.286	0.091	-12.073	0.058
J06105+024	35.293	1.374	DR3	-27.981	1.228	-19.058	0.637	-15.207	0.293
J06105-218	4.227	0.119	DR3	12.181	0.075	-11.454	0.085	-11.74	0.038
J06107+259	65.683	0.599	DR3	-59.405	0.596	-79.514	0.293	-14.098	0.177
J06109+103	70.0	15.0	Reid95	-50.216	14.149	-63.86	5.135	-25.19	1.437
J06140+516	62.359	0.394	DR3	-62.73	0.362	24.632	0.115	-9.05	0.106
J06145+025	39.185	0.4	DR3	-10.383	0.356	-54.555	0.179	-47.641	0.053
J06151-164	33.661	0.451	DR3	-7.781	0.314	-33.585	0.301	-22.006	0.119
J06171+051	7.953	1.411	DR3	-15.39	1.28	16.865	0.582	-10.386	0.132
J06171+751	-13.835	6.035	DR3	15.739	4.166	1.062	3.608	-8.846	2.459
J06171+838	-26.924	2.424	DR3	0.005	1.391	-26.754	1.677	-19.162	1.065
J06185+250	35.424	1.236	DR3	-31.004	1.223	-52.022	0.156	-20.32	0.099
J06193-066	11.03	0.345	DR3	19.699	0.277	-39.111	0.196	-26.316	0.061
J06194+139	38.918	0.195	DR3	-34.24	0.187	-21.467	0.057	8.23	0.006
J06212+442	-19.4	15.0	Reid95	10.788	14.355	-54.271	2.567	0.897	3.515
J06216+163	-13.027	0.457	DR3	19.823	0.441	-22.505	0.119	15.225	0.013
J06217+163	-13.069	0.357	DR3	19.899	0.345	-22.568	0.093	15.514	0.014
J06218-227	15.974	0.132	DR3	-48.032	0.083	41.878	0.101	-62.724	0.059
J06223+334	22.307	0.847	DR3	-25.48	0.836	-22.712	0.172	-17.837	0.168
J06236-096	-13.619	0.829	DR3	8.313	0.639	12.666	0.507	-2.881	0.151
J06237+020	5.869	0.245	DR3	-1.318	0.221	-10.87	0.104	-0.746	0.017

Table B.2: Carmencita identifier, radial velocities, and Galactic space velocities computed in this work (continued).

Karmn	$V_r$ [km s <sup>-1</sup> ]	$\delta V_r$ [km s <sup>-1</sup> ]	Ref. <sup>a</sup>	$U$ [km s <sup>-1</sup> ]	$\delta U$ [km s <sup>-1</sup> ]	$V$ [km s <sup>-1</sup> ]	$\delta V$ [km s <sup>-1</sup> ]	$W$ [km s <sup>-1</sup> ]	$\delta W$ [km s <sup>-1</sup> ]
J06238+456	39.0	6.0	New14	-45.047	5.695	-15.169	1.149	-3.528	1.511
J06246+234	-11.375	0.221	DR3	16.551	0.217	-26.106	0.035	9.221	0.02
J06258+561	9.546	0.63	DR3	-27.916	0.556	-40.654	0.217	-3.405	0.204
J06262+238	16.185	0.316	DR3	-14.454	0.311	-17.597	0.05	-7.823	0.031
J06277+093	42.5	0.15	Jeff18	-36.026	0.139	-23.209	0.059	-26.307	0.021
J06293-028	23.2	15.0	Reid95	-8.694	12.516	-30.179	8.108	3.397	1.617
J06298-027	84.654	9.049	DR3	-43.748	7.55	-89.138	4.896	0.698	0.959
J06306+456	31.057	0.255	DR3	-28.356	0.241	21.743	0.047	1.179	0.069
J06307+397	-19.561	0.327	DR3	22.794	0.317	2.616	0.03	9.975	0.076
J06310+500	7.222	0.786	DR3	-14.226	0.725	-7.961	0.194	-13.151	0.235
J06318+414	11.514	5.248	DR3	-16.888	5.052	-23.047	0.597	-8.667	1.287
J06322+378	36.448	0.492	DR3	-40.95	0.482	-10.99	0.254	-12.794	0.223
J06323-097	64.057	1.181	DR3	-45.123	0.903	-43.708	0.745	-14.31	0.189
J06325+641	30.281	0.303	DR3	-59.217	0.247	-61.376	0.144	26.209	0.119
J06345+315	53.14	0.289	DR3	-52.186	0.284	-19.397	0.015	5.263	0.053
J06354-040	51.865	2.575	DR3	-45.883	2.107	-23.9	1.461	-8.171	0.243
J06361+116	61.763	0.347	DR3	-39.432	0.324	-74.391	0.127	-45.901	0.023
J06361+201	-26.254	0.565	DR3	31.693	0.547	-21.578	0.13	-4.838	0.058
J06371+175	-58.643	0.164	DR3	45.925	0.157	44.758	0.044	-29.925	0.016
J06396-210	-7.42639	0.02429	Lafa20	-4.572	0.106	15.792	0.109	-8.139	0.192
J06400+285	-24.726	0.29	DR3	25.619	0.285	-23.074	0.222	-11.319	0.13
J06401-164	-9.639	3.757	RAVE5	-17.669	2.705	23.785	2.796	27.107	1.101
J06414+157	64.975	0.425	DR3	-49.981	0.404	-60.532	0.132	-9.647	0.04
J06421+035	82.754	0.499	DR3	-63.961	0.438	-55.407	0.24	-6.436	0.006
J06422+035	83.256	0.502	DR3	-64.523	0.441	-55.441	0.241	-6.017	0.006
J06435+166	29.24	1.325	DR3	-33.48	1.262	3.012	0.414	-16.731	0.323
J06438+511	-10.1	0.389	DR3	-16.842	0.353	-74.191	0.102	-20.652	0.131
J06447+718	54.489	0.2	DR3	-78.482	0.155	-6.712	0.126	3.304	0.088
J06461+325	-31.715	0.342	DR3	18.582	0.332	35.336	0.02	-52.319	0.081
J06467+159	15.646	0.621	DR3	-16.585	0.587	-3.024	0.192	-8.878	0.067
J06474+054	38.604	0.552	DR3	-16.664	0.489	-51.997	0.257	-10.277	0.02
J06486+532	21.132	0.305	DR3	-35.619	0.273	-57.052	0.093	14.392	0.112
J06489+211	31.002	0.558	DR3	-29.745	0.536	-13.922	0.131	-5.164	0.087
J06490+371	-2.164	0.758	DR3	-7.82	0.73	-105.881	0.045	-28.203	0.204
J06509-091	-18.972	0.635	DR3	51.892	0.478	-26.117	0.417	-39.345	0.052
J06523-051	-7.698	0.152	DR3	0.392	0.12	13.423	0.093	-21.228	0.007
J06524+182	11.802	0.334	DR3	-10.399	0.316	3.146	0.095	19.357	0.05
J06540+608	-40.9	15.0	Reid95	15.263	12.448	-67.926	5.79	-5.051	6.051
J06548+332	22.296	0.194	DR3	-27.067	0.187	-3.652	0.01	-15.242	0.051
J06564+121	26.021	2.469	DR3	-17.437	2.264	-25.621	0.957	2.018	0.305
J06564+400	51.482	0.232	DR3	-53.723	0.22	-49.573	0.028	10.98	0.072
J06564+759	8.087	0.375	DR3	-56.789	0.407	-62.168	0.406	5.163	0.189
J06565+440	5.398	0.859	DR3	-18.515	0.803	-86.648	0.121	-4.012	0.285
J06574+740	-2.68759	0.10538	Lafa20	-1.1	0.249	-0.846	0.282	-6.678	0.358
J06579+623	10.0	5.0	New14	-18.692	4.075	-26.417	2.02	13.091	2.078
J06582+511	-28.466	0.342	DR3	14.67	0.307	-62.12	0.089	-2.073	0.129
J06594+193	-28.632	0.903	DR3	42.246	0.852	-33.419	0.251	10.744	0.164
J06594+195	27.258	0.398	DR3	-26.844	0.375	-18.958	0.11	-18.179	0.073
J06596+057	11.853	0.486	DR3	-7.383	0.425	-12.176	0.233	-5.632	0.038
J07001-190	13.9593	0.0091	Bar21	6.232	0.012	-24.85	0.012	11.059	0.018
J07009-023	25.246	0.327	DR3	-25.652	0.264	-7.737	0.193	-1.718	0.008
J07012+008	23.55	0.96	DR3	-12.533	0.804	-24.455	0.537	-7.098	0.086
J07033+346	2.954	0.356	DR3	-3.232	0.339	9.432	0.014	0.755	0.106
J07034+767	1.894	0.305	DR3	-13.872	0.201	-12.64	0.183	0.67	0.139
J07039+527	25.204	0.771	DR3	-28.117	0.69	-39.355	0.303	26.197	0.348
J07042-105	-20.955	22.892	DR3	50.132	16.531	-20.261	15.823	-36.255	0.819
J07044+682	-50.757	0.146	DR3	48.496	0.11	-30.927	0.071	1.873	0.065
J07047+249	15.888	0.24	DR3	-18.125	0.228	-24.577	0.049	-25.742	0.058
J07051-101	36.247	3.249	DR3	-26.802	2.355	-24.869	2.236	10.858	0.09

Table B.2: Carmencita identifier, radial velocities, and Galactic space velocities computed in this work (continued).

Karmn	$V_r$ [km s <sup>-1</sup> ]	$\delta V_r$ [km s <sup>-1</sup> ]	Ref. <sup>a</sup>	$U$ [km s <sup>-1</sup> ]	$\delta U$ [km s <sup>-1</sup> ]	$V$ [km s <sup>-1</sup> ]	$\delta V$ [km s <sup>-1</sup> ]	$W$ [km s <sup>-1</sup> ]	$\delta W$ [km s <sup>-1</sup> ]
J07052+084	-9.05	0.407	DR3	23.799	0.36	-29.925	0.184	-12.166	0.05
J07076+486	-54.917	0.324	DR3	44.623	0.293	-23.661	0.06	-26.485	0.124
J07078+672	-6.396	0.149	DR3	-6.364	0.115	-0.043	0.073	-25.249	0.079
J07081-228	19.503	0.134	DR3	-7.271	0.076	-13.218	0.109	-39.291	0.017
J07086+307	-0.611	0.27	DR3	7.082	0.257	4.958	0.03	22.948	0.079
J07095+698	39.087	0.207	DR3	-53.215	0.153	2.358	0.105	-2.772	0.094
J07100+385	32.7	15.0	Reid95	-38.239	14.102	-20.701	0.257	-8.506	5.106
J07102+376	-17.91	2.336	DR3	6.387	2.202	-20.657	0.288	-35.198	0.816
J07105-087	33.126	0.571	DR3	-32.142	0.419	-14.077	0.388	-2.589	0.005
J07111+434	-43.0	5.0	New14	39.222	4.638	-44.183	1.423	-6.637	2.044
J07119+773	0.931	2.73	DR3	-7.105	1.778	-6.167	1.65	0.065	1.265
J07121+522	8.461	0.165	DR3	-23.611	0.146	-21.034	0.042	-17.842	0.068
J07129+357	-25.406	0.262	DR3	26.324	0.247	-1.988	0.009	-2.016	0.088
J07140+507	36.337	1.084	DR3	-49.721	0.963	-19.976	0.231	-8.746	0.443
J07163+271	-10.3	15.0	Reid95	9.737	14.09	-8.002	2.657	-8.749	4.408
J07163+331	9.477	2.063	DR3	-12.429	1.941	-28.441	0.163	-13.49	0.681
J07172-050	11.8	1.341	DR3	9.976	1.02	-28.993	0.867	10.819	0.081
J07174+195	17.421	0.568	DR3	-22.096	0.523	-18.69	0.171	-34.44	0.142
J07181+392	9.904	0.145	DR3	-15.155	0.135	-2.65	0.004	-11.189	0.054
J07182+137	46.835	0.347	DR3	-42.499	0.311	-19.779	0.136	4.817	0.073
J07195+328	-69.57	0.209	DR3	76.619	0.196	-33.332	0.025	-2.119	0.073
J07199+840	21.79	0.238	DR3	-16.675	0.134	12.416	0.162	8.414	0.111
J07200-087	83.1	0.4	Burg15	-57.984	0.357	-59.663	0.358	0.252	0.221
J07212+005	26.372	0.226	DR3	-14.258	0.179	-21.618	0.135	14.424	0.036
J07227+306	22.273	0.787	DR3	-37.973	0.735	-55.615	0.114	-60.066	0.268
J07232+460	-31.484	0.178	DR3	20.296	0.16	-19.148	0.024	-25.954	0.074
J07274+052	17.353	0.191	DR3	16.606	0.159	-65.017	0.101	-17.113	0.035
J07274+220	28.204	0.179	DR3	-33.109	0.163	-13.049	0.049	-18.705	0.054
J07282-187	76.025	2.682	DR3	-72.453	1.598	-41.46	2.168	19.348	0.142
J07287-032	1.054	0.185	DR3	31.681	0.141	-38.945	0.12	1.261	0.028
J07295+359	12.381	1.824	DR3	-16.32	1.68	-20.374	0.213	-9.326	0.712
J07307+481	-56.501	0.294	DR3	27.93	0.259	-70.061	0.051	-47.323	0.13
J07310+460	7.039	2.688	DR3	-13.668	2.4	-23.229	0.33	-5.486	1.167
J07319+362N	-0.823	0.251	DR3	-6.197	0.23	-9.921	0.012	-17.56	0.099
J07319+362S	-0.794	0.572	DR3	-5.844	0.525	-9.442	0.027	-16.62	0.227
J07319+392	16.99	1.002	DR3	-10.195	0.927	-51.95	0.565	19.493	0.534
J07320+173E	22.722	0.581	DR3	-25.835	0.522	-21.097	0.24	-27.124	0.221
J07320+173W	25.544	0.66	DR3	-29.334	0.589	-21.86	0.234	-29.108	0.19
J07320+686	-18.128	0.134	DR3	-1.493	0.098	-14.31	0.064	-25.773	0.065
J07325+248	-28.6	0.295	DR3	14.017	0.27	24.2	0.069	-30.298	0.1
J07342+009	7.535	0.214	DR3	14.386	0.168	-37.687	0.127	-20.042	0.038
J07344+629	-42.149	0.145	DR3	19.078	0.113	-14.22	0.056	-44.917	0.07
J07346+223	16.166	0.251	DR3	-4.263	0.227	-21.227	0.07	19.679	0.083
J07346+318	-51.646	32.948	DR3	41.55	30.187	3.528	3.954	-34.408	12.597
J07349+147	29.464	1.487	EDR3	-26.4	1.302	-15.537	0.589	0.765	0.414
J07353+548	-15.248	0.15	DR3	10.363	0.126	-1.363	0.039	-13.089	0.07
J07354+482	-37.958	0.306	DR3	32.344	0.269	-35.998	0.05	-8.917	0.139
J07359+785	-13.131	0.347	DR3	-14.365	0.218	-20.265	0.213	-20.297	0.167
J07361-031	-18.35	0.12	Bar21	26.14	0.092	-3.572	0.082	-7.527	0.027
J07364+070	29.8	2.1	Z21	-16.2	1.741	-27.838	1.077	9.399	0.487
J07365-006	3.776	0.552	DR3	3.413	0.425	-12.284	0.341	-6.952	0.095
J07366+440	35.093	0.7	DR3	-53.002	0.625	-57.645	0.08	-16.864	0.31
J07383+344	5.298	0.313	DR3	-4.447	0.285	20.618	0.159	7.153	0.138
J07384+240	16.311	0.517	DR3	-19.343	0.466	-8.743	0.131	-9.511	0.182
J07386-212	-29.04	0.215	DR3	42.353	0.117	7.226	0.181	8.008	0.005
J07393+021	19.473	0.166	DR3	-11.746	0.13	-22.102	0.097	-13.104	0.034
J07395+334	-16.5	2.8	Z21	3.848	2.545	-20.893	0.382	-37.062	1.157
J07403-174	-28.81147	0.03202	Lafa20	54.027	0.021	-1.991	0.027	30.797	0.016
J07418+050	-0.4	0.06	Jeff18	-8.781	0.05	-0.617	0.034	-33.396	0.028

Table B.2: Carmencita identifier, radial velocities, and Galactic space velocities computed in this work (continued).

Karmn	$V_r$ [km s <sup>-1</sup> ]	$\delta V_r$ [km s <sup>-1</sup> ]	Ref. <sup>a</sup>	$U$ [km s <sup>-1</sup> ]	$\delta U$ [km s <sup>-1</sup> ]	$V$ [km s <sup>-1</sup> ]	$\delta V$ [km s <sup>-1</sup> ]	$W$ [km s <sup>-1</sup> ]	$\delta W$ [km s <sup>-1</sup> ]
J07421+500	-55.441	0.651	DR3	56.997	0.565	-9.89	0.134	-9.607	0.343
J07431+181	29.7	15.0	Haw96	-13.731	13.131	-72.489	5.279	-23.588	4.974
J07446+035	25.717	0.196	DR3	-19.045	0.155	-22.126	0.112	-8.166	0.046
J07467+574	0.488	1.524	DR3	-11.729	1.241	-22.379	0.452	-4.877	0.76
J07470+760	-25.704	0.704	DR3	-4.233	0.459	-55.58	0.406	7.142	0.348
J07472+503	-15.164	0.399	DR3	13.906	0.341	2.628	0.072	-7.699	0.195
J07482+203	53.215	0.311	DR3	11.84	0.273	-104.488	0.103	82.222	0.117
J07493+849	5.184	0.308	DR3	-38.825	0.17	-19.662	0.213	-5.323	0.146
J07497-033	5.456	0.435	DR3	-7.512	0.314	-3.766	0.289	-12.497	0.092
J07518+055	44.945	0.749	DR3	-9.462	0.591	-54.873	0.412	26.659	0.206
J07519-000	39.198	0.283	DR3	-7.816	0.211	-51.973	0.177	3.879	0.066
J07523+162	-21.0	10.0	New14	33.443	8.501	-23.441	3.919	-4.994	3.519
J07525+063	37.696	1.087	DR3	-15.28	0.862	-47.269	0.587	0.284	0.308
J07545+085	23.87	0.06	Jeff18	-29.675	0.382	-6.121	0.433	-10.107	0.646
J07545-096	28.795	0.968	DR3	-24.781	0.628	-19.254	0.72	-9.866	0.158
J07558+833	7.205	0.557	DR3	-37.767	0.315	-17.665	0.373	-4.838	0.268
J07581+072	-1.813	0.791	DR3	-7.485	0.623	3.597	0.42	-18.654	0.246
J07582+413	-20.87	0.197	DR3	19.041	0.172	-30.512	0.008	-7.547	0.097
J07583+496	-27.039	0.483	DR3	20.59	0.407	-63.981	0.082	1.207	0.248
J07585+155N	23.343	3.205	DR3	-20.673	2.675	-21.995	1.309	-7.839	1.184
J07585+155S	15.615	3.474	DR3	-14.357	2.9	-19.06	1.419	-11.248	1.283
J07590+153	25.946	0.25	DR3	-31.908	0.208	-12.321	0.103	-15.364	0.094
J08005+258	91.636	0.6	DR3	-69.131	0.52	-33.061	0.148	54.306	0.266
J08017+237	8.847	0.73	DR3	-11.93	0.638	-12.892	0.307	-11.661	0.376
J08023+033	-1.945	0.398	DR3	-2.468	0.299	-27.07	0.236	-66.509	0.123
J08025-130	5.248	0.643	DR3	34.327	0.633	-32.531	0.664	0.411	0.524
J08031+203	28.054	5.333	DR3	-30.368	4.526	-14.27	1.847	-5.79	2.318
J08033+528	29.553	4.569	EDR3	-26.081	5.606	-100.652	10.368	55.593	5.48
J08066+558	-38.647	3.848	DR3	35.776	3.088	-21.94	1.022	-7.906	2.086
J08068+367	5.208	0.296	DR3	-12.17	0.255	-29.953	0.025	-14.316	0.149
J08069+422	21.062	0.867	DR3	-31.838	0.74	-20.677	0.03	-10.56	0.451
J08082+211	82.87	0.75	Shk10	-75.032	0.629	-51.43	0.252	7.269	0.331
J08083+585	19.287	0.213	DR3	-23.305	0.167	3.908	0.065	-0.306	0.115
J08089+328	12.12	0.7	Shk10	-12.768	0.601	-24.185	0.096	-4.151	0.347
J08095+219	14.745	0.237	DR3	-27.44	0.199	-5.076	0.075	-22.063	0.106
J08103+095	-13.958	0.329	DR3	7.527	0.256	5.119	0.167	-14.806	0.123
J08105-138	32.654	0.349	DR3	-36.846	0.199	-17.518	0.279	-12.947	0.069
J08108+039	44.698	0.28	DR3	-11.364	0.207	-56.412	0.166	9.454	0.094
J08117+531	-12.466	1.101	DR3	-22.995	0.891	-24.078	0.241	-47.279	0.607
J08119+087	14.109	0.233	DR3	67.771	0.184	-149.925	0.15	-32.118	0.098
J08126-215	8.935	0.161	DR3	14.928	0.076	-20.127	0.141	-12.852	0.02
J08158+346	32.391	0.978	DR3	-37.653	0.83	-46.166	0.332	-13.057	0.522
J08161+013	61.822	0.146	DR3	-53.237	0.103	-34.313	0.092	8.428	0.048
J08175+209	64.918	0.445	DR3	-76.558	0.364	-41.781	0.151	-24.955	0.211
J08178+311	45.854	0.186	DR3	-44.123	0.156	15.263	0.032	21.971	0.096
J08202+055	22.808	0.379	DR3	-21.233	0.276	-11.349	0.217	2.3	0.144
J08258+690	-4.59	1.502	DR3	-53.134	1.057	-61.878	0.764	-22.772	0.848
J08282+201	125.808	0.462	DR3	-100.037	0.365	-106.47	0.168	17.841	0.232
J08283+350	32.2	15.0	Reid95	-81.073	14.08	-21.531	4.353	-65.373	12.857
J08283+553	-16.891	0.453	DR3	6.776	0.351	-16.378	0.111	-13.121	0.264
J08286+660	-5.47	0.45	Jeff18	8.955	0.517	5.47	0.713	-2.447	0.463
J08293+039	22.362	0.198	DR3	-17.487	0.137	-17.273	0.119	-0.321	0.079
J08298+267	9.93552	0.04806	Lafa20	-17.486	0.039	-10.143	0.012	-12.471	0.026
J08313-060	74.699	0.157	DR3	-70.423	0.109	-53.803	0.116	-21.204	0.09
J08313-104	28.109	1.13	DR3	-27.751	0.629	-32.394	0.881	-43.972	0.324
J08314-060	74.837	0.341	DR3	-71.16	0.206	-53.393	0.249	-21.161	0.114
J08315+730	-90.458	0.215	DR3	93.001	0.141	-36.336	0.113	-19.44	0.118
J08316+193N	7.83	1.214	DR3	-14.303	0.946	-10.107	0.448	-13.899	0.615
J08316+193S	11.8	2.6	Z21	-17.399	2.025	-10.98	0.96	-11.461	1.318



Table B.2: Carmencita identifier, radial velocities, and Galactic space velocities computed in this work (continued).

Karmn	$V_r$ [km s <sup>-1</sup> ]	$\delta V_r$ [km s <sup>-1</sup> ]	Ref. <sup>a</sup>	$U$ [km s <sup>-1</sup> ]	$\delta U$ [km s <sup>-1</sup> ]	$V$ [km s <sup>-1</sup> ]	$\delta V$ [km s <sup>-1</sup> ]	$W$ [km s <sup>-1</sup> ]	$\delta W$ [km s <sup>-1</sup> ]
J08317+057	13.669	1.749	DR3	-4.876	1.226	-23.636	1.013	-8.001	0.739
J08321+844	-7.665	0.281	DR3	36.682	0.153	7.556	0.191	14.673	0.138
J08325+451	20.756	0.324	DR3	-27.244	0.26	-3.976	0.023	-1.46	0.192
J08334+185	9.727	0.723	DR3	5.325	0.557	-61.767	0.289	-19.473	0.368
J08344-011	60.389	0.289	DR3	-16.601	0.184	-61.711	0.194	22.249	0.109
J08353+141	19.7	3.0	Z21	-22.137	2.235	-16.268	1.363	-8.517	1.471
J08358+680	18.838	0.152	DR3	-57.986	0.105	-16.943	0.068	-23.84	0.087
J08364+264	-22.374	0.286	DR3	2.464	0.226	3.273	0.073	-35.255	0.16
J08364+672	13.592	0.177	DR3	-50.23	0.184	17.391	0.083	-50.438	0.209
J08371+151	83.64	0.243	DR3	-46.091	0.181	-103.105	0.111	7.927	0.122
J08375+035	1.506	0.369	DR3	9.272	0.247	-13.844	0.225	-1.715	0.157
J08387+516	-49.02	0.252	DR3	26.2	0.195	-24.049	0.046	-40.274	0.153
J08398+089	35.404	0.253	DR3	-49.763	0.178	3.368	0.136	4.835	0.12
J08402+314	66.868	0.192	DR3	-46.915	0.152	-6.22	0.033	48.912	0.112
J08404+184	88.6	8.8	Z21	-90.67	6.626	-56.149	3.424	-2.858	4.671
J08409-234	87.108	0.18	DR3	-94.069	0.075	-51.044	0.163	24.349	0.044
J08410+676	18.738	0.553	DR3	-79.669	0.38	-20.967	0.244	-46.396	0.32
J08413+594	7.133	2.454	DR3	-29.504	1.808	-51.303	0.759	2.078	1.476
J08427+095	28.86	4.533	DR3	7.16	3.165	-55.76	2.387	9.296	2.2
J08428+095	20.814	0.23	DR3	12.268	0.161	-50.397	0.122	5.858	0.112
J08443-104	-20.916	0.496	DR3	80.427	0.262	-32.418	0.39	-12.498	0.168
J08447+182	71.316	1.591	DR3	-56.919	1.18	-86.882	0.631	-9.324	0.866
J08449-066	-22.775	1.68	DR3	16.042	1.075	9.201	1.332	-18.917	0.834
J08517+181	3.884	0.204	DR3	-46.947	0.149	-1.17	0.081	-53.945	0.119
J08526+283	27.77	0.227	DR3	-37.226	0.172	-18.895	0.053	-7.758	0.14
J08531-202	-4.776	0.2	DR3	13.298	0.079	-2.233	0.176	-5.716	0.053
J08536-034	-7.22456	0.09993	Lafa20	-5.224	0.057	0.46	0.071	-23.271	0.044
J08537+149	22.796	0.987	EDR3	-15.281	0.693	-19.939	0.445	5.693	0.549
J08540-131	-27.932	0.576	DR3	54.394	0.28	-2.917	0.473	-14.004	0.207
J08551+015	-4.268	0.133	DR3	52.975	0.083	-75.242	0.091	-43.781	0.065
J08555+664	-34.425	0.227	DR3	23.061	0.155	-23.612	0.096	-14.686	0.137
J08563+126	-18.364	2.82	DR3	15.488	1.92	-2.918	1.363	-16.775	1.551
J08570+116	-14.6	5.0	D22	17.167	3.364	-13.387	2.495	-17.813	2.732
J08572+194	-27.1	4.3	Z21	39.147	3.54	-14.256	3.263	-7.685	3.242
J08582+197	15.26	1.354	DR3	-25.423	0.966	-5.546	0.504	-8.297	0.805
J08588+210	14.089	0.649	DR3	15.223	0.465	-45.124	0.229	15.237	0.391
J08589+084	-5.0	2.0	Z21	15.188	1.299	-6.366	1.099	2.527	1.072
J08595+537	6.177	1.194	DR3	-22.321	0.883	-12.958	0.276	-11.552	0.784
J08599+729	-1.536	0.607	DR3	43.143	0.384	-4.969	0.315	49.28	0.349
J09003+218	8.11416	0.07126	Lafa20	-11.833	0.051	-19.01	0.025	-11.138	0.044
J09005+465	2.051	0.434	DR3	-18.575	0.325	-23.992	0.038	-14.864	0.286
J09008+052E	-37.376	0.239	DR3	14.783	0.148	5.532	0.142	-48.378	0.124
J09008+052W	-37.36	0.169	DR3	14.633	0.105	5.282	0.101	-48.817	0.088
J09011+019	53.285	2.716	DR3	-54.019	1.623	-41.041	1.735	-9.886	1.363
J09023+084	39.431	0.184	DR3	22.353	0.119	-39.805	0.101	58.737	0.102
J09023+177	42.667	0.687	DR3	-36.976	0.475	-21.222	0.278	14.195	0.41
J09028+680	-24.788	0.214	DR3	30.677	0.142	6.56	0.095	-12.264	0.129
J09029+716	0.09	0.334	DR3	-25.06	0.214	-24.722	0.168	-6.1	0.196
J09033+056	-28.11824	0.04385	Lafa20	27.963	4.176	-8.99	7.764	-30.78	4.021
J09037+520	-35.007	0.204	DR3	37.381	0.149	-26.201	0.038	-4.497	0.134
J09038+129	-6.626	0.692	DR3	17.765	0.46	-34.702	0.346	-19.971	0.401
J09040-159	3.931	0.437	DR3	-8.416	0.18	-5.249	0.369	-11.571	0.15
J09050+028	25.35	3.75	EDR3	-39.979	2.203	-12.569	2.35	-11.741	1.92
J09057+186	5.678	1.025	DR3	22.29	0.719	-69.201	0.606	-9.962	0.644
J09062+128	40.469	0.512	DR3	-40.077	0.454	-53.259	0.426	-19.58	0.445
J09070-221	-5.065	1.756	DR3	6.482	0.588	-8.269	1.576	-35.832	0.506
J09087+665	-12.032	0.606	DR3	18.896	0.437	-16.772	0.288	12.267	0.416
J09091+227	-24.819	1.382	DR3	12.456	0.964	0.143	0.449	-25.132	0.886
J09093+401	32.309	1.064	DR3	-60.154	0.795	-58.62	0.241	-19.756	0.741

Table B.2: Carmencita identifier, radial velocities, and Galactic space velocities computed in this work (continued).

Karmn	$V_r$ [km s <sup>-1</sup> ]	$\delta V_r$ [km s <sup>-1</sup> ]	Ref. <sup>a</sup>	$U$ [km s <sup>-1</sup> ]	$\delta U$ [km s <sup>-1</sup> ]	$V$ [km s <sup>-1</sup> ]	$\delta V$ [km s <sup>-1</sup> ]	$W$ [km s <sup>-1</sup> ]	$\delta W$ [km s <sup>-1</sup> ]
J09095+328	10.248	0.749	DR2	-23.118	0.558	-64.951	0.329	-24.615	0.52
J09096+067	2.487	0.845	DR3	-9.44	0.51	3.1	0.484	-2.582	0.468
J09099+004	6.646	0.3	DR3	46.095	0.167	-37.868	0.198	14.058	0.154
J09115+126	-76.263	1.328	DR3	108.238	0.882	-35.603	0.77	-41.026	0.832
J09115+466	58.692	0.14	DR3	-69.827	0.102	0.159	0.012	11.695	0.096
J09120+279	32.687	0.295	DR3	-31.291	0.254	-67.802	0.404	-8.349	0.248
J09133+688	8.9	0.68	EDR3	-26.151	0.452	-20.699	0.359	2.413	0.43
J09140+196	13.6	0.04	Bar21	-15.324	0.03	-21.392	0.023	-7.268	0.029
J09143+526	10.642	0.123	DR3	-41.923	0.087	-15.049	0.024	-23.983	0.083
J09144+526	11.97	0.122	DR3	-43.797	0.087	-17.483	0.023	-23.297	0.083
J09160+293	-45.722	0.346	DR3	30.867	0.244	-70.441	0.122	-57.487	0.237
J09161+018	-13.289	0.758	DR3	13.598	0.415	2.775	0.485	-7.552	0.41
J09163-186	14.608	0.141	DR3	-24.896	0.049	-8.321	0.122	-3.655	0.05
J09165+841	-87.8	15.0	Haw96	27.939	14.466	-21.994	13.638	-114.384	14.471
J09177+462	-8.152	4.091	EDR3	-8.706	2.927	-3.753	0.347	-20.205	2.857
J09177+584	-83.04	10.416	DR3	41.624	7.164	-106.634	3.003	-35.533	6.94
J09187+267	39.959	0.224	DR3	-35.428	0.154	-50.901	0.064	3.816	0.153
J09193+385N	-8.999	1.408	DR3	-9.002	0.999	-0.085	0.077	-21.9	0.989
J09193+385S	-7.451	1.102	DR3	-9.814	0.782	-0.135	0.06	-20.52	0.774
J09193+620	53.9	15.0	Reid95	-88.865	10.076	-47.398	5.227	16.401	9.806
J09200+308	101.5	5.0	D22	-76.148	3.482	-23.051	1.007	63.777	3.488
J09201+037	41.484	0.469	DR3	-36.485	0.309	-19.418	0.305	16.783	0.315
J09209+033	8.938	0.336	DR3	56.713	0.184	-79.38	0.21	-16.57	0.191
J09213+731	54.436	0.675	DR3	-88.009	0.414	5.786	0.352	-4.228	0.401
J09218+435	0.58	0.582	DR3	-30.111	0.427	-17.677	0.069	-28.397	0.428
J09218-023	-58.217	0.241	DR3	35.658	0.119	40.96	0.167	-23.253	0.126
J09228+467	13.515	0.269	DR3	-34.292	0.189	-17.946	0.027	-12.682	0.19
J09231+223	1.327	0.21	DR3	-9.151	0.138	-28.051	0.072	-20.543	0.143
J09238+001	25.476	0.182	DR3	-17.576	0.094	-39.558	0.121	-17.547	0.101
J09248+306	16.32	3.48	DR3	-17.87	2.369	-28.856	0.66	-1.856	2.462
J09256+634	34.476	1.418	DR3	-58.574	0.969	-19.75	0.602	5.102	0.967
J09275+506	28.8	15.0	Haw96	-45.14	10.33	-18.1	2.357	0.786	10.618
J09286-121	5.653	0.275	DR3	37.098	0.11	-40.302	0.224	-28.004	0.13
J09288-073	8.506	0.203	DR3	18.912	0.087	-45.884	0.154	-35.944	0.103
J09289-073	7.729	0.94	DR3	18.795	0.4	-45.241	0.708	-36.62	0.471
J09291+259	71.511	1.989	DR3	-105.345	1.3	-45.363	0.535	-13.412	1.408
J09300+396	3.357	0.182	DR3	7.141	0.125	-15.712	0.011	10.585	0.133
J09302+265	19.995	0.3	DR3	-22.518	0.196	-21.276	0.079	-0.303	0.214
J09307+003	46.199	0.16	DR3	-29.612	0.078	-51.245	0.105	-3.509	0.092
J09308+024	-4.816	1.0	DR3	-3.86	0.508	9.683	0.632	-1.134	0.591
J09313-134	5.2	15.0	Reid95	19.204	5.439	0.424	12.278	27.615	6.796
J09315+202	-18.313	0.196	DR3	37.579	0.124	-72.196	0.103	-30.427	0.138
J09319+363	19.554	0.139	DR3	-19.542	0.094	-36.085	0.015	4.194	0.102
J09328+269	3.3	15.0	Haw96	-6.675	9.7	-21.872	3.764	-9.03	10.805
J09352+612	-45.45	0.213	DR3	38.407	0.139	-11.086	0.072	-24.569	0.145
J09360-061	45.565	0.309	DR3	-54.908	0.135	-63.339	0.229	-44.734	0.169
J09360-216	-35.028	0.169	DR3	41.18	0.044	11.677	0.151	-37.359	0.064
J09362+375	11.3	1.3	Z21	-19.597	0.866	-18.488	0.091	-4.083	0.966
J09370+405	3.98	0.7	DR3	-15.058	0.468	-9.174	0.012	-8.379	0.52
J09394+146	-13.177	0.481	DR3	-1.024	0.272	-1.826	0.216	-21.076	0.333
J09394+317	-2.257	0.22	DR3	-9.601	0.143	-21.795	0.042	-16.223	0.165
J09410+220	46.795	0.414	DR3	0.061	0.249	-40.037	0.138	46.151	0.301
J09411+132	10.823	0.127	DR3	-30.146	0.07	-15.026	0.06	-18.677	0.087
J09423+559	15.021	0.188	DR3	-55.614	0.124	-39.508	0.051	-15.837	0.136
J09425+700	6.676	0.127	DR3	-36.35	0.077	-13.478	0.061	-14.144	0.081
J09425-192	44.373	0.269	DR3	-29.933	0.072	-50.516	0.234	-17.512	0.114
J09428+700	6.205	0.169	DR3	-35.965	0.103	-13.452	0.081	-14.51	0.108
J09430+237	33.441	0.222	DR3	-31.862	0.138	-47.475	0.083	-0.105	0.166
J09439+269	34.727	0.283	DR3	-49.455	0.174	-18.894	0.07	-0.462	0.212

Table B.2: Carmencita identifier, radial velocities, and Galactic space velocities computed in this work (continued).

Karmn	$V_r$ [km s <sup>-1</sup> ]	$\delta V_r$ [km s <sup>-1</sup> ]	Ref. <sup>a</sup>	$U$ [km s <sup>-1</sup> ]	$\delta U$ [km s <sup>-1</sup> ]	$V$ [km s <sup>-1</sup> ]	$\delta V$ [km s <sup>-1</sup> ]	$W$ [km s <sup>-1</sup> ]	$\delta W$ [km s <sup>-1</sup> ]
J09447-182	8.761	0.236	DR3	-60.072	0.066	-19.91	0.203	-55.714	0.104
J09449-123	16.95892	0.36428	Lafa20	-22.578	0.119	-14.098	0.292	-3.45	0.182
J09461-044	26.75	2.111	DR3	-58.214	0.84	-13.364	1.505	-10.221	1.22
J09468+760	-28.029	0.148	DR3	-1.709	0.085	-76.479	0.085	24.194	0.088
J09473+263	63.643	0.174	DR3	-50.468	0.107	-74.522	0.058	18.602	0.133
J09475+129	50.74	0.467	DR3	-42.098	0.247	-4.943	0.221	37.095	0.329
J09488+156	-1.58	0.356	DR3	-6.915	0.193	17.221	0.154	2.892	0.257
J09506-138	27.2	0.03	Jeff18	1.793	0.42	-24.382	0.224	15.711	0.372
J09511-123	62.025	0.139	DR3	86.35	0.047	-95.013	0.112	24.144	0.074
J09526-156	-11.651	0.314	DR3	1.937	0.084	2.441	0.261	-18.699	0.153
J09527+554	-52.468	1.067	DR3	71.146	1.058	-39.58	0.728	3.069	1.04
J09531-036	31.237	0.937	EDR3	-0.223	0.357	-47.022	0.657	-2.991	0.566
J09535+507	14.655	0.241	DR3	-57.741	0.155	-3.19	0.04	-28.444	0.183
J09539+209	-11.332	0.703	DR3	-11.24	0.391	18.573	0.242	-14.793	0.533
J09557+353	-11.035	0.395	DR3	8.76	0.241	-27.381	0.043	-10.727	0.311
J09561+627	14.855	0.122	DR3	-24.879	0.075	-23.319	0.045	11.591	0.085
J09564+226	59.042	0.907	DR3	-57.715	0.505	-44.87	0.286	16.652	0.698
J09579+118	29.255	1.512	DR3	-46.312	0.737	-37.31	0.733	-15.663	1.099
J09587+555	-32.338	1.226	DR3	12.531	0.762	-49.504	0.342	-16.535	0.912
J09589+059	9.864	4.599	DR3	-12.263	2.028	-11.34	2.62	-2.891	3.189
J09593+438E	9.4	2.9	Z21	-13.745	1.791	-29.446	0.141	2.964	2.277
J09593+438W	-1.592	2.187	DR3	-6.8	1.351	-30.078	0.107	-5.537	1.717
J09597+472	-28.398	0.366	DR3	25.402	0.227	-30.497	0.042	-12.107	0.285
J09597+721	-18.651	0.252	DR3	11.11	0.146	-2.819	0.129	-16.995	0.16
J10004+272	-11.478	0.176	DR3	-0.749	0.1	21.572	0.043	-8.634	0.139
J10007+323	-32.412	0.209	DR3	-66.613	0.15	-98.536	0.078	-108.196	0.179
J10020+697	-19.611	0.481	DR3	5.644	0.282	-24.867	0.229	-6.803	0.315
J10023+480	-10.184	0.128	DR3	-24.966	0.08	-110.442	0.039	-15.422	0.101
J10027+149	1.844	0.661	DR3	16.934	0.326	-16.599	0.289	3.951	0.499
J10028+484	5.891	5.991	DR3	-23.338	3.763	-24.183	1.155	-6.826	4.708
J10035+059	-0.643	0.586	DR3	-41.313	0.251	-23.785	0.333	-44.932	0.414
J10040+187	5.879	9.394	DR3	-12.801	4.808	-49.966	3.521	-24.885	7.279
J10043+503	-1.592	0.675	DR3	-10.143	0.412	-22.852	0.11	-5.265	0.522
J10067+417	-13.028	0.282	DR3	-8.209	0.169	-46.975	0.047	-21.43	0.227
J10069+126	11.308	0.235	DR3	-33.392	0.11	-15.759	0.11	-15.224	0.178
J10079+692	2.483	0.496	DR3	-60.065	0.289	-8.991	0.233	-42.367	0.33
J10087+027	29.676	0.2	DR3	5.108	0.078	-59.488	0.124	-6.551	0.14
J10087+355	19.835	0.32	DR3	-0.038	0.183	12.479	0.029	25.716	0.26
J10088+692	-27.151	0.205	DR3	45.755	0.12	-3.879	0.096	1.78	0.137
J10094+512	45.675	0.313	DR3	-48.085	0.188	-46.368	0.059	32.279	0.244
J10094+544	0.147	0.187	DR3	6.4	0.113	-15.066	0.044	9.803	0.143
J10117+353	-29.957	1.97	DR3	32.029	1.111	-19.624	0.182	-16.702	1.616
J10120-026	31.594	1.278	EDR3	29.322	0.475	-39.938	0.887	21.302	0.866
J10122-037	7.366	0.172	DR3	-2.3	0.054	-12.306	0.118	-2.82	0.112
J10125+570	-4.133	0.139	DR3	-11.403	0.083	-27.983	0.04	-4.144	0.105
J10130+233	-23.4	4.5	Z21	40.286	2.285	-21.278	1.319	-11.331	3.646
J10133+467	19.228	3.419	DR3	-31.079	2.009	-10.46	0.361	2.585	2.744
J10143+210	-0.25	7.326	DR3	-3.588	3.596	-21.949	2.412	-11.442	5.911
J10148+213	32.633	1.368	DR3	-22.521	0.678	-31.14	0.457	14.226	1.108
J10151+314	-20.339	0.758	DR3	11.954	0.409	-31.03	0.124	-22.664	0.627
J10155-164	62.432	3.147	DR3	-76.888	0.582	-48.977	2.597	14.73	1.682
J10158+174	23.987	0.344	DR3	4.3	0.16	-5.331	0.132	29.993	0.274
J10167-119	-10.89	0.157	DR3	1.736	0.037	-19.54	0.123	-43.971	0.093
J10182-204	13.688	0.033	Bar18	-48.306	0.043	-14.214	0.031	-10.258	0.035
J10185-117	0.271	0.34	DR3	-15.086	0.078	-22.575	0.264	-34.699	0.202
J10196+198	10.673	0.212	DR3	-14.177	0.099	-6.882	0.073	2.078	0.173
J10200+289	1.963	0.311	DR3	-30.09	0.16	-25.602	0.061	-22.116	0.26
J10206+492	11.181	0.382	DR3	-39.492	0.22	-21.437	0.059	-10.208	0.308
J10238+438	9.1	4.5	Z21	7.532	2.501	4.057	0.28	15.72	3.731

Table B.2: Carmencita identifier, radial velocities, and Galactic space velocities computed in this work (continued).

Karmn	$V_r$ [km s <sup>-1</sup> ]	$\delta V_r$ [km s <sup>-1</sup> ]	Ref. <sup>a</sup>	$U$ [km s <sup>-1</sup> ]	$\delta U$ [km s <sup>-1</sup> ]	$V$ [km s <sup>-1</sup> ]	$\delta V$ [km s <sup>-1</sup> ]	$W$ [km s <sup>-1</sup> ]	$\delta W$ [km s <sup>-1</sup> ]
J10240+366	-6.426	1.628	DR3	5.211	0.869	-19.838	0.136	-5.762	1.374
J10243+119	-4.936	0.271	DR3	-6.503	0.108	15.725	0.126	-0.293	0.214
J10251-102	20.861	0.22	DR3	-42.83	0.048	-19.907	0.166	-5.062	0.137
J10255+263	22.735	0.341	DR3	-22.785	0.166	-59.874	0.083	-2.665	0.288
J10260+504E	28.792	0.366	DR3	-39.897	0.206	-48.252	0.068	18.274	0.296
J10260+504W	28.971	0.282	DR3	-39.463	0.159	-47.989	0.055	18.737	0.228
J10273+799	6.583	0.672	DR3	-16.114	0.364	-7.14	0.428	4.453	0.395
J10278+028	66.389	0.496	DR3	-68.154	0.332	-64.226	0.309	9.378	0.413
J10284+482	-20.6	15.0	Haw96	62.304	8.618	-4.665	2.321	17.689	12.406
J10286+322	16.158	0.758	DR3	-53.974	0.382	4.971	0.102	-12.024	0.648
J10289+008	7.977	0.185	DR3	-7.268	0.055	-27.784	0.114	-15.481	0.135
J10303+328	40.982	0.239	DR3	-50.306	0.124	-64.994	0.047	9.3	0.206
J10315+570	-6.0	4.0	New14	-1.713	2.229	10.386	1.15	-12.759	3.116
J10320+033	-10.296	0.203	DR3	9.331	0.066	5.814	0.119	-5.41	0.154
J10345+463	11.113	0.364	DR3	-43.72	0.196	-21.26	0.042	-11.827	0.305
J10350-094	13.864	0.226	DR3	19.669	0.042	-15.145	0.167	9.683	0.148
J10354+694	-62.089	0.018	Bar18	-52.351	0.302	-86.145	0.147	-71.725	0.195
J10359+288	11.654	0.577	DR3	-16.492	0.329	-15.574	0.178	1.352	0.513
J10360+051	20.159	0.506	DR3	-49.912	0.157	-15.021	0.279	-4.24	0.393
J10364+415	-13.713	0.929	DR3	41.36	0.622	-20.692	0.404	9.616	0.83
J10367+153	-12.7	0.2	Shk12	16.518	0.078	0.967	0.081	-7.269	0.167
J10368+509	-37.513	0.749	DR3	46.846	0.426	-22.251	0.193	-9.829	0.621
J10379+127	18.423	1.214	DR3	-30.538	0.487	-12.886	0.538	2.326	1.011
J10384+485	13.702	0.507	DR3	-29.776	0.269	-17.408	0.077	0.65	0.423
J10385+354	36.664	0.238	DR3	-61.118	0.117	12.347	0.022	8.94	0.208
J10389+250	18.833	0.358	DR3	-24.192	0.155	-19.193	0.087	4.278	0.311
J10396-069	2.926	0.217	DR3	-41.089	0.044	-20.372	0.153	-27.85	0.149
J10403+015	-7.442	0.39	DR3	-0.797	0.101	-3.891	0.232	-13.1	0.297
J10416+376	-1.265	0.263	DR3	-53.77	0.129	-34.079	0.012	-32.617	0.23
J10430-092	45.035	0.781	DR3	-114.147	0.359	-48.482	0.578	-11.722	0.559
J10443+124	22.583	0.612	DR3	-39.685	0.203	-19.913	0.267	0.946	0.512
J10448+324	6.76	2.095	DR3	-28.73	1.172	-12.273	0.347	-8.673	1.89
J10453+385	-4.8	1.7	Wil67	-2.163	0.815	8.936	0.025	-6.523	1.492
J10456-191	41.993	0.23	DR3	-114.845	0.06	-105.558	0.19	-89.91	0.135
J10460+096	4.205	0.626	DR3	1.068	0.19	-31.949	0.298	-12.894	0.518
J10472+404	13.7	3.0	Z21	-35.341	1.446	-12.841	0.068	-3.481	2.628
J10474+025	-48.528	2.172	EDR3	30.112	0.895	39.936	1.291	-23.437	1.748
J10482-113	1.474	0.671	DR3	27.536	0.079	-17.974	0.498	-13.081	0.443
J10485+191	-10.844	0.431	DR3	30.186	0.156	-0.052	0.141	0.093	0.376
J10497+355	64.614	0.953	DR3	-43.636	0.449	-59.088	0.196	46.537	0.85
J10504+331	-59.87	0.017	Bar21	50.866	0.097	-57.679	0.302	-48.394	0.025
J10506+517	-0.208	0.97	DR3	-20.305	0.494	-6.298	0.206	-11.026	0.809
J10508+068	-1.242	0.233	DR3	-11.395	0.061	-29.21	0.119	-23.432	0.19
J10513+361	10.537	0.769	DR3	-27.73	0.349	-17.831	0.041	-3.154	0.685
J10520+005	25.88	1.35	Shk10	-70.036	0.561	-36.639	0.82	-13.467	1.078
J10520+139	22.792	0.327	DR3	-72.53	0.106	-18.175	0.132	-8.5	0.281
J10522+059	1.793	2.22	DR3	-37.722	0.557	-17.069	1.159	-20.34	1.81
J10546-073	26.863	0.584	DR3	0.586	0.124	-47.402	0.415	-8.055	0.425
J10555-093	18.519	0.586	DR3	-43.482	0.065	5.905	0.417	25.94	0.407
J10563+042	-1.516	0.366	DR3	12.549	0.082	-7.188	0.198	-3.216	0.297
J10564+070	19.44227	0.03201	Lafa20	-28.393	0.01	-47.756	0.017	-13.781	0.027
J10576+695	-2.055	0.156	DR3	-58.84	0.082	-16.393	0.077	-34.847	0.11
J10584-107	10.375	1.59	DR3	-9.313	0.136	-15.052	1.151	-1.913	1.089
J11000+228	2.654	0.145	DR3	-9.217	0.05	-13.096	0.037	-4.32	0.131
J11003+728	-10.056	0.799	DR3	-16.694	0.41	-59.014	0.432	19.802	0.534
J11008+120	-20.681	3.367	DR3	23.252	0.901	2.138	1.421	-15.657	2.917
J11013+030	-1.148	0.756	DR3	78.683	0.155	1.712	0.417	18.46	0.615
J11014+568	-8.134	0.198	DR3	-28.403	0.103	-16.081	0.061	-21.362	0.161
J11023+165E	11.102	0.182	DR3	3.271	0.054	-22.075	0.065	4.819	0.161

Table B.2: Carmencita identifier, radial velocities, and Galactic space velocities computed in this work (continued).

Karmn	$V_r$ [km s <sup>-1</sup> ]	$\delta V_r$ [km s <sup>-1</sup> ]	Ref. <sup>a</sup>	$U$ [km s <sup>-1</sup> ]	$\delta U$ [km s <sup>-1</sup> ]	$V$ [km s <sup>-1</sup> ]	$\delta V$ [km s <sup>-1</sup> ]	$W$ [km s <sup>-1</sup> ]	$\delta W$ [km s <sup>-1</sup> ]
J11023+165W	11.532	0.285	DR3	3.314	0.084	-22.702	0.101	5.069	0.253
J11026+219	-14.415	0.161	DR3	12.871	0.054	3.669	0.043	-10.124	0.146
J11030+037	-10.405	1.434	EDR3	28.569	0.815	-12.754	1.122	-14.341	1.276
J11031+152	16.494	0.448	DR3	-32.157	4.63	-24.474	2.006	-1.895	2.22
J11031+366	-10.797	0.743	DR3	-13.982	0.311	-2.935	0.02	-18.414	0.675
J11033+359	-85.111	0.131	DR3	46.363	0.054	-53.748	0.007	-74.688	0.119
J11036+136	-4.681	37.958	DR3	-13.078	10.249	2.299	15.005	-8.319	33.326
J11042+400	29.511	0.604	DR3	-33.63	0.261	-22.38	0.022	17.405	0.545
J11044+304	-11.829	1.445	DR3	-28.829	0.55	-21.941	0.184	-27.903	1.325
J11054+435	68.413	0.124	DR3	-124.022	0.057	-5.547	0.013	15.52	0.11
J11055+435	67.936	0.741	DR3	-122.623	0.329	-4.631	0.067	15.605	0.66
J11055+450	-13.41	0.179	DR3	29.959	0.099	-22.044	0.09	2.929	0.162
J11057+102	-57.342	0.327	DR3	84.717	0.079	-8.245	0.146	-47.468	0.283
J11075+437	8.739	0.454	DR3	-16.108	0.2	-4.243	0.044	2.321	0.406
J11081-052	22.826	0.23	DR3	17.832	0.028	-52.706	0.151	-12.606	0.175
J11108+479	2.197	0.93	DR3	-16.66	0.417	-66.109	0.158	6.643	0.817
J11110+304E	-16.583	0.126	DR3	38.662	0.046	2.577	0.016	-2.614	0.116
J11110+304W	-15.807	0.135	DR3	39.217	0.049	2.258	0.017	-1.596	0.125
J11113+434	-8.437	0.196	DR3	-30.926	0.086	-51.409	0.026	-18.682	0.177
J11118+335	1.203	0.346	DR3	-12.546	0.129	3.162	0.024	-3.548	0.32
J11126+189	31.141	0.167	DR3	-10.23	0.046	-9.466	0.051	27.902	0.153
J11131+002	52.906	3.948	EDR3	-38.493	2.359	-64.383	2.579	13.942	3.386
J11151+734	8.393	0.341	DR3	-26.8	0.169	2.308	0.189	-9.278	0.228
J11152+194	23.852	0.489	DR3	25.093	0.133	-39.138	0.143	21.014	0.449
J11152-181	7.455	0.464	DR3	53.543	0.032	-43.366	0.361	-44.943	0.294
J11154+410	-7.251	0.334	DR3	18.638	0.135	-20.883	0.025	1.708	0.305
J11159+553	-15.651	7.011	DR3	-11.198	3.241	-23.604	2.034	-16.685	5.875
J11200+658	60.285	0.133	DR3	-140.087	0.066	-11.029	0.06	-2.919	0.1
J11201-104	11.138	0.345	DR3	-16.407	0.012	-12.824	0.238	2.989	0.25
J11214-204	-2.121	0.211	DR3	15.663	0.018	2.499	0.166	-2.372	0.129
J11216+061	47.335	0.598	DR3	0.72	0.102	-168.589	0.295	-38.313	0.52
J11231+258	-17.077	1.144	DR3	-52.889	0.338	-47.718	0.206	-43.321	1.077
J11233+448	23.494	0.289	DR3	-46.864	0.122	-35.163	0.044	10.217	0.262
J11237+085	54.85	0.187	DR3	-100.657	0.043	-43.664	0.084	22.674	0.166
J11238+106	-9.655	0.288	DR3	21.091	0.118	3.026	0.136	-5.37	0.262
J11239-183	2.635	0.256	DR3	-43.318	0.042	-22.959	0.196	-18.298	0.164
J11240+381	-12.429	0.966	DR3	14.121	0.351	2.555	0.022	-7.898	0.9
J11247+675	-27.228	0.225	DR3	49.403	0.108	-21.882	0.108	9.252	0.166
J11249+024	0.216	0.294	DR3	-30.384	0.031	3.035	0.154	-1.442	0.249
J11254+782	13.292	0.28	DR3	-65.76	0.139	-31.915	0.173	1.378	0.172
J11266+379	-6.8	2.0	Z21	-17.773	0.711	-18.575	0.055	-13.565	1.87
J11276+039	-2.891	0.219	DR3	-12.202	0.024	-1.977	0.109	-5.95	0.188
J11289+101	36.74	0.199	DR3	-60.807	0.039	-3.897	0.084	29.024	0.18
J11302+076	0.019	0.523	DR3	-1.359	0.066	-25.014	0.233	-12.681	0.464
J11306-080	16.593	0.214	DR3	-27.548	0.008	-8.365	0.139	15.086	0.163
J11307+549	-38.792	0.187	DR3	17.338	0.08	8.673	0.057	-39.79	0.159
J11311-149	-1.286	0.34	DR3	55.359	0.033	-34.214	0.246	-43.335	0.236
J11315+022	43.234	0.332	DR3	-41.027	0.05	-105.126	0.175	-16.382	0.284
J11317+226	-5.094	0.19	DR3	-38.149	0.046	-13.378	0.041	-17.888	0.18
J11351-056	29.221	1.455	DR3	62.748	0.02	-64.314	0.888	-13.298	1.152
J11355+389	-10.6	15.0	Reid95	-80.345	6.061	-75.251	2.033	-35.757	14.164
J11376+587	-10.7	15.0	Haw96	-34.592	6.441	-70.637	5.409	-0.109	12.422
J11404+770	-27.896	0.2	DR3	-49.677	0.098	-45.259	0.122	-37.787	0.127
J11417+427	-8.966	0.225	DR3	-21.661	0.077	-17.483	0.027	-15.25	0.21
J11420+147	10.237	0.3	DR3	-41.375	0.048	6.493	0.098	7.098	0.282
J11421+267	8.87	0.159	DR3	50.336	0.038	-18.481	0.024	18.57	0.153
J11423+230	-0.079	0.186	DR3	-28.939	0.042	-6.674	0.037	-7.475	0.179
J11433+253	-14.942	2.741	DR3	-29.189	0.625	-17.263	0.438	-24.77	2.644
J11451+183	36.427	0.553	DR3	-21.819	0.094	-58.065	0.149	18.847	0.527

Table B.2: Carmencita identifier, radial velocities, and Galactic space velocities computed in this work (continued).

Karmn	$V_r$ [km s <sup>-1</sup> ]	$\delta V_r$ [km s <sup>-1</sup> ]	Ref. <sup>a</sup>	$U$ [km s <sup>-1</sup> ]	$\delta U$ [km s <sup>-1</sup> ]	$V$ [km s <sup>-1</sup> ]	$\delta V$ [km s <sup>-1</sup> ]	$W$ [km s <sup>-1</sup> ]	$\delta W$ [km s <sup>-1</sup> ]
J11467-140	20.05	0.194	DR3	93.458	0.06	-29.862	0.139	-16.315	0.145
J11470+700	6.839	2.861	DR3	-45.843	1.318	-20.93	1.507	-4.069	2.063
J11474+667	-9.40371	0.03584	Lafa20	-5.434	0.036	-9.195	0.027	-9.743	0.03
J11476+002	6.324	1.616	DR3	-20.152	0.017	-21.695	0.831	-5.493	1.386
J11476+786	-111.505	0.153	DR3	67.806	0.072	-54.754	0.097	-72.997	0.094
J11477+008	-31.073	0.0024	Sou18	17.928	0.001	5.048	0.002	-33.104	0.002
J11483-112	46.142	0.272	DR3	-79.369	0.082	-75.421	0.181	7.0	0.205
J11485+076	-11.612	1.472	DR3	20.559	0.079	-3.449	0.605	-13.108	1.34
J11496+220	-1.292	0.816	DR3	-21.346	0.151	-20.672	0.164	-9.216	0.788
J11509+483	-36.134	0.257	DR3	-26.605	0.092	-65.174	0.059	-34.167	0.234
J11511+352	-0.35	0.151	DR3	-14.125	0.04	4.696	0.003	-4.271	0.145
J11519+075	4.6	2.1	Z21	-17.306	0.092	-30.732	0.856	-9.422	1.916
J11521+039	30.54	0.04	Jeff18	9.656	0.052	-20.024	0.061	24.146	0.046
J11529+244	-9.288	0.828	DR3	-23.219	0.145	-3.736	0.126	-14.311	0.805
J11532-073	26.603	0.235	DR3	11.291	0.027	-54.298	0.142	-8.71	0.188
J11533+430	1.527	0.237	DR3	21.961	0.074	3.452	0.034	8.314	0.223
J11538+069	0.0	4.0	New14	49.986	0.123	-41.117	1.646	-17.035	3.645
J11541+098	1.52	0.677	DR3	25.119	0.035	-34.554	0.252	-10.813	0.628
J11549-021	15.703	0.33	DR3	-11.725	0.02	-8.918	0.175	13.708	0.279
J11551+009	32.615	0.185	DR3	-79.29	0.045	-51.946	0.094	10.729	0.162
J11557-189	19.176	0.752	DR3	70.814	0.149	-7.254	0.539	0.417	0.503
J11557-227	-13.1	2.0	RB09	-15.683	0.44	-3.508	1.499	-19.653	1.249
J11575+118	-20.27	0.197	DR3	-84.32	0.053	-5.172	0.073	-28.295	0.186
J11582+425	-3.906	0.694	DR3	28.272	0.203	-28.88	0.098	8.831	0.656
J11585+595	-8.905	0.217	DR3	-123.654	0.23	-67.95	0.138	-36.941	0.188
J11589+426	5.5	2.2	Z21	-41.892	0.934	-10.041	0.488	-5.541	2.088
J12006-138	-8.22	1.072	DR3	-51.888	0.201	-20.425	0.706	-17.386	0.787
J12016-122	-38.929	0.294	DR3	0.564	0.05	4.956	0.189	-47.638	0.222
J12023+285	29.663	3.279	DR3	-60.439	0.787	-35.064	0.367	16.808	3.222
J12054+695	6.07	0.365	DR3	-30.76	0.156	-14.918	0.194	1.175	0.267
J12057+784	-3.582	2.174	DR3	-16.544	0.997	-10.452	1.38	-7.289	1.352
J12063-132	-11.215	6.477	DR3	12.142	1.24	6.759	4.149	-12.309	4.828
J12088+303	-9.667	0.401	DR3	13.779	0.068	2.723	0.014	-7.368	0.395
J12093+210	-8.94	1.101	DR3	-4.822	0.181	-25.794	0.251	-14.174	1.079
J12100-150	80.47	0.262	DR3	32.871	0.057	-78.773	0.171	30.286	0.191
J12104-131	52.196	0.708	DR3	49.018	0.145	-43.125	0.447	20.104	0.53
J12109+410	56.295	0.167	DR3	-23.266	0.041	28.97	0.024	48.636	0.161
J12111-199	-9.307	0.157	DR3	-8.881	0.04	-5.544	0.11	-16.316	0.105
J12112-199	-9.209	0.318	DR3	-8.346	0.082	-5.533	0.222	-16.362	0.212
J12121+488	-22.995	0.447	DR3	44.152	0.135	-27.56	0.116	-3.142	0.412
J12122+714	-16.398	0.274	DR3	-34.316	0.118	-15.785	0.153	-31.215	0.195
J12123+544N	-17.808	0.413	DR3	18.639	0.138	7.458	0.139	-15.979	0.364
J12123+544S	-17.46	0.147	DR3	18.029	0.049	7.494	0.049	-15.829	0.129
J12124+121	16.266	0.246	DR3	-11.396	0.01	-9.58	0.074	14.006	0.235
J12124+396	13.4	15.0	Reid95	25.449	3.457	-6.185	1.749	20.669	14.494
J12133+166	-14.485	0.224	DR3	-29.249	0.046	-85.706	0.067	-36.611	0.218
J12142+006	-13.0	6.0	New14	-27.74	0.623	-19.558	2.744	-21.586	5.299
J12144+245	-28.274	0.251	DR3	27.475	0.031	-38.006	0.042	-30.092	0.249
J12151+487	-14.802	0.151	DR3	-14.749	0.063	-20.049	0.047	-15.121	0.14
J12154+391	-1.328	0.277	DR3	-39.649	0.066	-14.836	0.035	-8.54	0.268
J12156+526	-8.899	1.295	DR3	13.72	0.411	3.082	0.406	-6.183	1.16
J12162+508	-4.6	4.7	Z21	-13.523	1.419	-3.097	1.357	-8.572	4.27
J12168+029	4.79	0.616	DR3	-76.051	0.078	-14.598	0.261	6.397	0.556
J12168+248	-35.703	0.259	DR3	-0.399	0.025	9.197	0.027	-35.139	0.257
J12169+311	-9.838	11.002	DR3	-14.934	1.631	-17.676	0.083	-12.312	10.88
J12189+111	5.68052	0.05299	Lafa20	-36.628	0.01	-15.442	0.017	2.25	0.051
J12191+318	7.0	0.11	Jeff18	-35.832	0.077	-18.629	0.043	1.886	0.109
J12194+283	-1.142	0.199	DR3	-67.664	0.052	-27.657	0.028	-10.383	0.197
J12198+527	-4.812	0.176	DR3	-12.071	0.055	-26.334	0.057	-0.088	0.158

Table B.2: Carmencita identifier, radial velocities, and Galactic space velocities computed in this work (continued).

Karmn	$V_r$ [km s <sup>-1</sup> ]	$\delta V_r$ [km s <sup>-1</sup> ]	Ref. <sup>a</sup>	$U$ [km s <sup>-1</sup> ]	$\delta U$ [km s <sup>-1</sup> ]	$V$ [km s <sup>-1</sup> ]	$\delta V$ [km s <sup>-1</sup> ]	$W$ [km s <sup>-1</sup> ]	$\delta W$ [km s <sup>-1</sup> ]
J12199+364	-16.251	0.355	DR3	29.142	0.078	-10.547	0.069	-10.981	0.35
J12204+005	-1.5	15.0	Reid95	4.791	1.912	1.165	6.674	-1.796	13.297
J12214+306E	7.567	1.177	DR3	-3.359	0.152	-17.929	0.01	7.071	1.167
J12214+306W	3.644	6.895	DR3	-3.397	0.892	-19.083	0.049	3.102	6.837
J12217+682	-6.316	0.288	DR3	-33.541	0.115	-7.207	0.152	-21.166	0.216
J12223+251	25.368	0.411	DR3	-67.631	0.07	-70.611	0.053	13.867	0.409
J12225+123	-22.236	0.202	DR3	-13.445	0.023	-12.526	0.012	-24.367	0.2
J12228-040	24.1	6.2	Z21	-9.686	1.372	-24.957	3.137	15.72	5.263
J12230+640	8.917	0.164	DR3	-64.969	0.064	-0.898	0.079	-18.674	0.131
J12235+279	-31.266	0.281	DR3	-21.88	0.029	6.575	0.015	-33.338	0.279
J12235+671	7.1	15.0	Reid95	12.572	5.852	5.263	7.736	12.179	11.442
J12238+125	6.542	0.181	DR3	12.385	0.008	-13.979	0.05	2.381	0.174
J12248-182	51.065	0.167	DR3	94.822	0.05	-66.014	0.11	-28.648	0.117
J12251+604	11.538	0.474	DR3	-46.314	0.167	-20.846	0.205	5.363	0.395
J12269+270	-4.715	2.176	DR3	25.966	0.226	-21.354	0.24	-3.755	2.166
J12274+374	-16.76	0.308	DR3	-27.34	0.054	-4.487	0.035	-21.298	0.302
J12277-032	4.119	0.626	DR3	-27.227	0.12	-21.667	0.3	-1.343	0.537
J12288-106N	-7.231	0.502	DR3	-23.947	0.128	-8.986	0.284	-8.015	0.395
J12288-106S	-5.559	0.436	DR3	-23.7	0.11	-9.603	0.246	-6.41	0.342
J12289+084	-10.0	15.0	Reid95	-28.889	1.423	-30.689	4.806	-18.207	14.144
J12290+417	-0.77	0.08	Jeff18	-6.47	0.043	-31.077	0.045	3.452	0.078
J12292+535	-30.747	0.606	DR3	-122.472	0.191	-70.988	0.212	-47.036	0.541
J12294+229	-23.8	0.729	DR3	-13.845	0.028	-8.873	0.078	-25.406	0.725
J12299-054E	-13.495	0.83	DR3	-37.6	0.189	-42.538	0.419	-31.945	0.697
J12299-054W	-16.651	1.786	DR3	-38.663	0.384	-42.288	0.896	-35.292	1.498
J12312+086	18.658	0.152	DR3	-16.552	0.022	-54.086	0.049	3.719	0.144
J12323+315	-4.997	1.267	DR3	-72.01	0.463	-4.623	0.337	-12.33	1.26
J12324+203	-5.958	0.842	DR3	2.554	0.005	5.501	0.118	-5.237	0.834
J12327+682	-16.802	0.211	DR3	1.92	0.081	-37.491	0.113	5.365	0.159
J12332+090	1.0	4.0	New14	-33.148	0.415	-15.4	1.209	-0.27	3.791
J12349+322	-2.117	0.469	DR3	-2.869	0.048	12.024	0.025	-2.932	0.466
J12350+098	32.853	0.253	DR3	-15.771	0.031	-51.602	0.074	20.627	0.241
J12363-043	56.569	0.334	DR3	-33.47	0.095	-73.272	0.162	34.717	0.284
J12364+352	7.897	0.957	DR3	-14.837	0.121	-15.265	0.089	7.547	0.946
J12368-019	21.855	0.363	DR3	-9.137	0.079	-28.043	0.161	13.056	0.316
J12373-208	8.992	0.333	DR3	17.856	0.119	-34.913	0.218	-30.261	0.223
J12387-043	21.114	0.337	DR3	-43.222	0.09	-56.973	0.16	5.562	0.287
J12388+116	-4.34	0.184	DR3	-58.252	0.034	-53.505	0.05	-12.513	0.177
J12390+470	-10.846	0.269	DR3	44.178	0.069	8.551	0.076	-3.802	0.253
J12397+255	-1.822	1.166	DR3	-7.572	0.029	-25.03	0.057	-3.215	1.165
J12416+482	-25.884	0.198	DR3	34.808	0.045	-8.795	0.058	-16.846	0.185
J12417+567	-9.351	0.752	DR3	13.902	0.217	3.123	0.303	-7.597	0.653
J12428+418	-4.495	0.232	DR3	-32.252	0.04	-18.324	0.047	-6.292	0.224
J12436+251	-25.52	0.443	DR3	-30.514	0.164	-23.485	0.107	-26.848	0.442
J12440-111	1.612	0.672	DR3	-22.307	0.209	-24.683	0.361	-6.035	0.527
J12470+466	-1.074	0.189	DR3	-47.002	0.056	-62.219	0.06	7.271	0.179
J12471-035	-18.663	0.222	DR3	-46.557	0.07	-19.675	0.101	-17.566	0.191
J12479+097	19.195	0.166	DR3	-20.578	0.027	-39.87	0.044	12.527	0.159
J12481+472	-28.69	2.797	DR2	77.396	0.578	-62.136	0.835	4.248	2.629
J12485+495	-11.465	1.012	DR3	15.17	0.264	2.145	0.337	-9.621	0.936
J12490+661	22.4	15.0	Reid95	-23.347	5.195	-2.947	7.889	20.43	11.66
J12495+094	-7.115	0.327	DR3	-39.956	0.062	-19.154	0.088	-6.043	0.312
J12505+269	9.3	3.2	Z21	-8.05	1.032	-31.72	1.011	9.139	3.2
J12513+221	58.314	0.643	DR3	-24.651	0.247	-13.583	0.18	58.71	0.641
J12576+352E	-8.831	0.577	DR3	-13.988	0.109	-21.634	0.108	-6.892	0.571
J12576+352W	-10.54	3.07	Jeff18	-14.626	0.189	-27.525	0.403	-7.883	3.039
J12594+077	18.485	1.321	DR3	-44.575	0.278	-37.277	0.344	19.228	1.245
J13000-056	-3.432	0.434	DR3	-28.607	0.144	-13.01	0.189	0.281	0.365
J13005+056	-27.493	0.61	DR3	-42.647	0.142	-6.253	0.174	-20.851	0.567



Table B.2: Carmencita identifier, radial velocities, and Galactic space velocities computed in this work (continued).

Karmn	$V_r$ [km s <sup>-1</sup> ]	$\delta V_r$ [km s <sup>-1</sup> ]	Ref. <sup>a</sup>	$U$ [km s <sup>-1</sup> ]	$\delta U$ [km s <sup>-1</sup> ]	$V$ [km s <sup>-1</sup> ]	$\delta V$ [km s <sup>-1</sup> ]	$W$ [km s <sup>-1</sup> ]	$\delta W$ [km s <sup>-1</sup> ]
J13007+123	-12.326	0.323	DR3	-29.558	0.068	-18.273	0.068	-11.134	0.312
J13019+335	-6.941	0.207	DR3	-38.154	0.054	-53.377	0.047	-1.911	0.206
J13027+415	6.376	0.291	DR3	-44.553	0.052	-55.277	0.073	14.873	0.281
J13047+559	-22.168	0.264	DR3	-19.571	0.064	-21.236	0.112	-20.321	0.231
J13054+371	18.1	15.0	Reid95	-17.691	0.818	-38.551	2.597	24.217	14.752
J13068+308	10.144	15.477	DR3	28.256	0.196	-18.183	1.339	11.403	15.418
J13084+169	-20.276	0.681	EDR3	-12.038	0.317	-10.455	0.267	-19.908	0.67
J13088+163	16.021	0.539	DR3	-41.051	1.169	-61.322	0.896	15.865	0.545
J13089+490	11.016	0.173	DR3	-11.275	0.028	2.53	0.059	8.995	0.16
J13095+289	-2.924	2.067	DR3	-9.812	0.083	-22.13	0.136	-1.08	2.061
J13102+477	-11.917	0.483	DR3	-8.352	0.072	-51.726	0.158	4.012	0.451
J13113+285	-4.627	0.877	DR3	-6.45	0.047	-53.207	0.058	-0.934	0.874
J13118+253	-25.079	1.524	DR3	-34.514	0.132	-47.838	0.039	-21.367	1.519
J13119+658	-41.793	0.323	DR3	-5.868	0.1	-40.244	0.176	-27.809	0.251
J13130+201	-42.669	0.314	DR3	-66.34	0.058	-22.079	0.033	-34.985	0.31
J13140+038	-17.901	0.375	DR3	-60.895	0.118	-33.756	0.107	-10.05	0.343
J13142+792	-63.565	0.356	DR3	-0.651	0.152	-85.206	0.241	-10.601	0.219
J13143+133	8.222	27.526	DR3	-5.981	5.833	-23.871	4.073	6.209	26.614
J13165+278	0.219	0.32	DR3	-53.696	0.032	-17.908	0.027	5.319	0.318
J13167-123	-21.28	0.807	DR3	-31.37	0.467	-11.148	0.445	-16.852	0.622
J13168+170	5.95	0.131	DR3	36.136	0.025	8.095	0.013	0.052	0.128
J13168+231	-4.445	0.188	DR3	35.054	0.029	10.561	0.014	-8.771	0.186
J13179+362	25.2	0.177	DR3	15.7	0.01	-29.954	0.035	31.492	0.174
J13180+022	4.79	0.16	Jeff18	-9.449	0.159	-16.248	0.128	3.525	0.148
J13182+733	-57.957	0.474	DR3	34.151	0.173	-37.848	0.296	-31.642	0.327
J13195+351E	-7.511	0.225	DR3	49.778	0.016	-27.931	0.044	-3.074	0.221
J13195+351W	-9.134	0.547	EDR3	50.408	0.161	-26.776	0.211	-4.925	0.539
J13196+333	-12.336	0.141	DR3	-12.658	0.007	-24.904	0.022	-8.394	0.14
J13197+477	15.5	15.0	Reid95	6.518	1.854	10.29	5.145	13.719	13.968
J13209+342	-35.799	0.141	DR3	43.932	0.011	-1.991	0.025	-36.851	0.139
J13215+035	-18.462	0.321	DR3	-8.639	0.105	28.802	0.085	-8.939	0.292
J13215+037	7.095	0.39	DR3	-40.465	0.131	-38.63	0.104	11.198	0.355
J13229+244	-19.012	0.308	DR3	-1.189	0.046	-69.769	0.028	-16.769	0.306
J13235+292	-38.552	3.194	EDR3	-48.002	0.256	-10.783	0.321	-33.905	3.167
J13239+694	-8.341	0.169	DR3	22.031	0.055	-14.299	0.1	9.93	0.124
J13247-050	-1.307	1.442	DR3	21.367	0.605	-20.476	0.565	-20.912	1.216
J13251-114	12.403	0.389	DR3	-23.187	0.179	8.403	0.173	34.577	0.301
J13254+377	-5.123	0.204	DR3	-30.679	0.019	-12.838	0.047	-2.463	0.199
J13255+688	-17.927	0.568	DR3	12.378	0.181	-19.946	0.335	-3.021	0.422
J13260+275	-6.033	0.791	DR3	-10.547	0.09	11.804	0.079	-5.958	0.784
J13282+300	3.482	0.419	DR3	-6.374	0.09	-48.773	0.097	10.11	0.414
J13283-023E	-39.962	0.469	DR3	5.814	0.21	-3.39	0.202	-50.493	0.412
J13283-023W	-39.954	0.148	DR3	6.012	0.06	-4.157	0.051	-50.863	0.128
J13293+114	28.146	0.227	DR3	90.66	0.078	-71.082	0.068	-7.05	0.217
J13294-143	-2.226	1.267	DR3	10.472	0.622	5.356	0.588	-6.622	0.934
J13299+102	14.117	0.123	DR3	57.326	0.037	-8.148	0.02	-4.017	0.116
J13300-087	14.357	0.63	DR3	-44.976	0.29	-81.637	0.252	3.059	0.503
J13305+191	-23.022	0.733	DR3	20.372	0.155	-93.668	0.046	-30.143	0.717
J13317+292	-8.936	1.62	DR3	-9.453	0.206	-23.993	0.22	-5.143	1.599
J13318+233	-7.649	0.215	DR3	-24.036	0.04	-12.284	0.015	-3.213	0.212
J13319+311	-14.5	5.0	D22	-18.394	1.437	-12.283	1.3	-11.308	4.936
J13326+309	-11.797	31.317	DR3	-11.95	2.783	-20.635	4.546	-7.858	30.861
J13327+168	-4.659	0.248	DR3	26.076	0.06	0.977	0.017	-11.138	0.24
J13335+704	-29.183	0.395	DR3	-1.659	0.128	-24.335	0.241	-20.548	0.285
J13343+046	14.4	0.155	DR3	22.917	0.056	-3.213	0.034	6.036	0.141
J13348+201	24.629	2.055	DR3	45.505	0.736	-31.42	0.766	15.463	2.013
J13348+745	-6.934	0.362	DR3	-58.016	0.136	-55.955	0.236	12.523	0.244
J13358+146	12.304	0.247	DR3	20.061	0.07	-28.291	0.035	5.052	0.237
J13369+229	-14.816	0.253	DR3	17.5	0.049	-8.708	0.018	-18.043	0.249

Table B.2: Carmencita identifier, radial velocities, and Galactic space velocities computed in this work (continued).

Karmn	$V_r$ [km s <sup>-1</sup> ]	$\delta V_r$ [km s <sup>-1</sup> ]	Ref. <sup>a</sup>	$U$ [km s <sup>-1</sup> ]	$\delta U$ [km s <sup>-1</sup> ]	$V$ [km s <sup>-1</sup> ]	$\delta V$ [km s <sup>-1</sup> ]	$W$ [km s <sup>-1</sup> ]	$\delta W$ [km s <sup>-1</sup> ]
J13376+481	-18.733	7.649	DR3	-6.704	0.658	-30.027	2.897	-8.614	7.048
J13378+481	-20.161	0.221	DR3	-8.304	0.02	-32.039	0.084	-9.471	0.204
J13386+258	-31.33	0.237	DR3	-58.024	0.058	-35.13	0.04	-19.159	0.233
J13386-115	-0.163	0.943	DR3	13.748	0.474	3.06	0.384	-7.646	0.719
J13388-022	-31.744	0.22	DR3	-30.582	0.096	-11.374	0.065	-25.574	0.188
J13394+461	-65.715	0.147	DR3	-13.765	0.009	-7.762	0.053	-68.442	0.137
J13401+437	-41.036	1.687	DR3	-82.771	0.124	-49.906	0.563	-28.874	1.592
J13413-091	-11.201	0.427	DR3	1.188	0.211	14.344	0.159	-8.225	0.336
J13414+489	-24.3	3.0	Z21	17.849	0.662	-13.553	1.319	-19.035	2.757
J13415+148	-21.306	0.638	DR3	-40.761	0.304	-17.857	0.202	-11.13	0.613
J13417+582	-10.55	0.724	DR3	12.142	0.137	-3.851	0.363	-7.503	0.611
J13421-160	-50.1	15.0	Reid95	-61.847	8.145	-9.69	6.753	-29.457	10.633
J13427+332	6.011	0.151	DR3	16.682	0.016	-25.487	0.032	9.779	0.148
J13430+090	-15.935	1.258	DR3	-25.024	0.493	-28.386	0.256	-11.8	1.17
J13434+111	0.485	0.225	DR3	19.817	0.074	-8.741	0.025	-7.377	0.211
J13444+516	17.0	15.0	Reid95	-68.115	10.346	-46.89	10.527	33.226	13.701
J13445+249	-18.751	1.068	DR3	-30.477	0.243	-50.136	0.151	-8.627	1.045
J13450+176	20.752	0.162	DR3	93.134	0.046	-71.34	0.02	-4.769	0.156
J13455+609	-29.416	0.206	DR3	-2.581	0.044	-14.792	0.11	-26.947	0.169
J13457+148	15.581	0.12	DR3	61.076	0.036	-1.816	0.008	-2.9	0.114
J13458-179	4.572	0.211	DR3	-0.226	0.12	-30.815	0.098	-14.012	0.144
J13477+214	5.998	0.5	DR3	17.708	0.119	-2.622	0.027	2.0	0.486
J13481-137	-17.625	0.904	DR3	-38.199	0.496	-59.153	0.37	-28.59	0.66
J13482+236	-13.233	1.871	DR3	-69.957	0.403	-47.517	0.153	5.822	1.821
J13485+563	-31.4	0.206	DR3	-44.597	0.039	-39.853	0.102	-21.868	0.177
J13488+041	-0.301	0.909	DR3	6.99	0.375	-10.575	0.166	-5.724	0.811
J13490+026	7.1	15.0	Reid95	27.421	6.372	-14.871	2.991	-8.495	13.249
J13503-216	46.88	0.322	DR3	36.258	0.193	-48.013	0.159	2.49	0.205
J13507-216	46.045	0.255	DR3	35.617	0.153	-47.78	0.126	1.894	0.162
J13508+367	-10.334	0.382	DR3	-31.495	0.031	-19.744	0.101	-2.907	0.367
J13518+127	-7.319	0.462	DR3	6.839	0.157	6.607	0.027	-9.87	0.434
J13526+144	3.196	0.261	DR3	24.142	0.086	-22.235	0.018	-5.701	0.246
J13528+656	-53.381	0.652	DR3	-29.901	0.187	-84.707	0.391	-14.435	0.503
J13528+668	-40.395	1.469	DR3	9.552	0.387	-68.128	0.879	3.778	1.112
J13529+536	10.792	0.254	DR3	23.831	0.039	-3.787	0.127	19.059	0.217
J13534+129	55.796	17.581	DR3	42.017	6.034	-62.855	0.908	40.731	16.49
J13536+776	-7.26	0.417	DR3	13.689	0.156	3.513	0.284	-7.227	0.263
J13537+521	-31.663	2.233	DR3	22.69	0.511	-33.732	1.104	-15.976	1.997
J13537+788	0.742	0.145	DR3	-27.28	0.056	-11.969	0.1	-2.451	0.089
J13582+125	-9.885	0.0278	Sou18	-32.715	0.013	15.964	0.01	2.822	0.026
J13582-120	-44.393	0.997	DR3	-46.875	0.567	0.987	0.361	-23.504	0.736
J13583-132	-0.761	0.536	DR3	19.774	0.309	13.3	0.202	-9.897	0.388
J13587-000	-31.928	0.64	DR3	-24.617	0.31	-60.705	0.141	-38.583	0.545
J13591-198	-16.393	0.265	DR3	-28.313	0.164	-16.845	0.119	-10.03	0.172
J14010-026	-26.331	0.17	DR3	-56.672	0.087	2.2	0.041	3.699	0.14
J14019+154	-9.992	0.387	DR3	9.1	0.133	5.926	0.011	-14.01	0.363
J14019+432	-10.993	0.475	DR3	-5.125	0.014	-15.789	0.174	-5.458	0.442
J14023+136	-8.507	0.15	DR3	11.789	0.055	-4.285	0.006	-13.804	0.14
J14024-210	73.172	0.299	DR3	89.664	0.191	-27.12	0.139	6.582	0.189
J14025+463N	-40.46	0.249	DR3	24.338	0.008	1.677	0.101	-44.692	0.228
J14025+463S	-40.742	0.158	DR3	23.909	0.007	1.456	0.064	-44.907	0.144
J14039+242	13.901	0.343	DR3	-13.954	0.086	11.604	0.048	16.489	0.329
J14062+693	-24.726	0.171	DR3	14.427	0.048	-31.461	0.108	-1.202	0.124
J14082+805	7.044	0.174	DR3	35.353	0.069	2.658	0.123	32.514	0.103
J14083+758	-23.425	0.281	DR3	-48.425	0.248	-29.775	0.263	-30.674	0.255
J14121-005	-46.9	15.0	Reid95	-103.172	7.913	-28.056	2.703	2.96	12.461
J14130-120	16.467	5.045	DR3	-33.397	3.1	-103.606	1.622	5.161	3.637
J14142-153	-1.425	3.602	DR3	-3.54	2.298	-28.169	1.288	-13.548	2.456
J14144+234	-23.191	0.526	DR3	14.539	0.157	-62.218	0.084	-19.452	0.497

Table B.2: Carmencita identifier, radial velocities, and Galactic space velocities computed in this work (continued).

Karmn	$V_r$ [km s <sup>-1</sup> ]	$\delta V_r$ [km s <sup>-1</sup> ]	Ref. <sup>a</sup>	$U$ [km s <sup>-1</sup> ]	$\delta U$ [km s <sup>-1</sup> ]	$V$ [km s <sup>-1</sup> ]	$\delta V$ [km s <sup>-1</sup> ]	$W$ [km s <sup>-1</sup> ]	$\delta W$ [km s <sup>-1</sup> ]
J14152+450	13.934	0.196	DR3	-24.29	0.013	-40.799	0.082	34.731	0.178
J14153+153	10.353	0.209	DR3	23.127	0.081	-0.421	0.013	1.602	0.193
J14155+046	-0.683	0.019	Bar18	-7.753	0.222	-69.918	0.255	-4.553	0.13
J14157+594	-15.774	0.276	DR3	-6.762	0.041	-28.626	0.155	-0.854	0.225
J14159+362	-16.43	0.229	DR3	-15.556	0.033	9.082	0.072	-18.131	0.215
J14161+233	-40.256	0.338	DR3	-7.418	0.102	-31.788	0.052	-35.319	0.319
J14170+105	2.773	0.236	DR3	-11.627	0.104	-25.257	0.009	8.268	0.212
J14170+317	-27.37	0.7	Schn19	-29.322	1.242	-45.244	1.18	-10.318	0.861
J14171+088	-13.27	0.06	Jeff18	-15.331	1.034	-6.121	0.998	-7.339	0.496
J14173+454	4.152	1.005	DR3	4.118	0.035	3.192	0.424	2.947	0.91
J14174+454	3.035	0.165	DR3	4.104	0.006	2.82	0.07	1.888	0.149
J14175+025	-33.286	3.825	DR3	-14.994	1.975	-5.335	0.471	-30.915	3.242
J14177+214	-12.751	0.456	DR3	8.786	0.191	-36.018	0.147	-11.743	0.428
J14179-005	16.827	0.407	DR3	3.023	0.222	-41.803	0.068	10.209	0.335
J14189+386	0.826	0.264	DR2	-46.482	0.12	-91.76	0.142	41.256	0.251
J14191-073	50.699	0.936	DR3	-7.392	0.563	-118.083	0.233	34.33	0.713
J14194+029	-3.089	1.642	DR3	-7.289	0.852	-23.398	0.186	-2.299	1.391
J14200+390	-23.424	2.38	DR3	-13.568	0.284	-2.615	0.844	-22.512	2.208
J14201-096	54.025	0.232	DR3	27.392	0.145	-79.67	0.069	20.888	0.172
J14210+275	-8.781	0.707	DR3	-42.745	0.194	-18.974	0.162	6.953	0.666
J14212-011	7.835	0.313	DR3	30.453	0.175	-23.862	0.052	-16.012	0.255
J14215-079	-27.42	0.606	DR3	-20.233	0.371	-7.393	0.15	-22.441	0.455
J14219+376	6.482	0.194	DR3	67.09	0.039	7.476	0.072	-5.966	0.18
J14227+164	-18.205	2.842	DR3	-32.023	1.122	-15.044	0.214	-4.845	2.602
J14231-222	-5.704	2.971	DR3	-12.75	2.072	-53.143	1.229	-32.093	1.74
J14249+088	-13.905	0.27	DR3	10.465	0.13	29.801	0.015	-20.927	0.237
J14251+518	-10.59	0.162	DR3	9.879	0.012	-31.877	0.082	6.724	0.14
J14255-118	-35.579	3.569	DR3	-52.953	2.319	-19.77	1.017	-9.638	2.517
J14257+236E	7.98	0.146	DR3	101.717	0.052	-22.496	0.035	-22.359	0.136
J14257+236W	8.947	0.132	DR3	101.794	0.048	-22.222	0.034	-21.39	0.123
J14259+142	-113.409	27.443	DR3	-64.572	11.733	-52.452	1.5	-91.918	24.764
J14269+241	-14.776	0.252	DR3	-21.534	0.082	-20.162	0.05	-4.449	0.235
J14279-003N	-5.99	5.158	Ter15	-25.59	2.953	-15.65	0.681	8.147	4.174
J14279-003S	-11.717	3.272	DR3	-28.334	1.873	-15.464	0.432	3.041	2.648
J14280+139	-26.0	4.0	New14	-7.715	1.746	-39.914	0.229	-22.677	3.592
J14282+053	-10.458	0.479	DR3	-24.588	0.253	-25.747	0.04	1.118	0.408
J14283+053	-10.458	0.338	DR3	-24.839	0.178	-25.396	0.024	1.308	0.288
J14294+155	7.62	0.17	DR3	-98.051	0.075	20.077	0.028	52.605	0.154
J14299+295	-33.082	1.137	DR3	13.784	0.298	-68.547	0.3	-20.086	1.056
J14306+597	-7.0	4.0	New14	-29.765	0.508	-25.505	2.339	5.165	3.205
J14307-086	-22.486	0.135	DR3	-70.017	0.088	-69.886	0.035	8.918	0.099
J14310-122	-1.922	0.199	DR3	-7.925	0.133	-27.737	0.055	-6.142	0.138
J14312+754	-15.771	0.87	DR3	-2.324	0.281	-20.538	0.604	-3.539	0.561
J14320+738	-11.706	0.198	DR3	-1.121	0.06	-25.79	0.136	8.497	0.131
J14321+081	-22.02131	0.03358	Lafa20	-30.327	0.02	-18.227	0.01	-7.884	0.029
J14321+160	-3.22	0.98	DR3	10.657	0.417	4.476	0.094	-9.092	0.882
J14322+496	-49.157	0.578	DR3	-26.326	0.012	-62.687	0.286	-20.629	0.502
J14331+610	-20.71	0.558	DR3	18.148	0.082	0.219	0.335	-23.209	0.44
J14342-125	-1.359	0.198	DR3	-13.816	0.135	5.864	0.053	14.015	0.136
J14366+143	-21.066	0.519	DR3	-4.767	0.237	10.819	0.047	-22.379	0.46
J14368+583	-68.28	0.32	Jeff18	88.43	0.05	-34.009	0.189	-49.158	0.259
J14371+756	-5.37	0.247	DR3	19.191	0.079	1.855	0.172	-0.799	0.158
J14376+677	-9.883	0.627	DR3	-48.462	0.166	-19.882	0.417	-10.557	0.458
J14388+422	0.5	2.9	Z21	-13.978	0.35	-16.353	1.251	10.306	2.594
J14415+064	-46.132	0.31	DR3	-24.111	0.173	-67.145	0.037	-39.64	0.26
J14423+660	18.548	0.174	DR3	-11.827	0.034	1.037	0.112	21.147	0.128
J14438+667	1.277	0.241	DR3	-41.275	0.052	-18.064	0.158	6.519	0.176
J14469+170	-1.793	0.596	DR3	-41.818	0.273	-65.686	0.1	30.735	0.524
J14472+570	12.117	9.337	DR3	6.727	0.832	10.766	5.507	7.739	7.536

Table B.2: Carmencita identifier, radial velocities, and Galactic space velocities computed in this work (continued).

Karmn	$V_r$ [km s <sup>-1</sup> ]	$\delta V_r$ [km s <sup>-1</sup> ]	Ref. <sup>a</sup>	$U$ [km s <sup>-1</sup> ]	$\delta U$ [km s <sup>-1</sup> ]	$V$ [km s <sup>-1</sup> ]	$\delta V$ [km s <sup>-1</sup> ]	$W$ [km s <sup>-1</sup> ]	$\delta W$ [km s <sup>-1</sup> ]
J14485+101	-14.368	0.26	DR3	-30.607	0.143	-51.813	0.043	6.211	0.221
J14501+323	-37.417	0.226	DR3	12.362	0.065	-30.764	0.08	-33.636	0.203
J14511+311	-13.525	0.327	DR3	-8.262	0.096	-26.223	0.11	-2.616	0.293
J14524+123	5.47	0.162	DR3	12.824	0.084	-19.955	0.018	1.081	0.138
J14525+001	36.092	0.592	DR3	59.853	0.406	-31.595	0.229	-4.776	0.476
J14538+235	-15.7	15.0	Reid95	-31.972	5.908	-25.312	3.754	3.649	13.267
J14544+161	-7.966	0.175	DR3	7.552	0.085	3.395	0.028	-14.109	0.151
J14544+355	-40.761	0.185	DR3	42.109	0.047	-46.946	0.074	-36.6	0.164
J14548+099	13.311	0.251	DR3	13.304	0.142	-58.392	0.046	12.833	0.21
J14549+411	2.424	14.95	DR3	-55.746	2.484	-15.982	6.79	21.643	13.086
J14557+072	-26.379	2.571	DR3	-8.111	1.492	-56.88	0.176	-23.27	2.094
J14564+168	14.6	1.5	Z21	57.051	0.728	-39.473	0.286	-6.921	1.291
J14574-214	26.751	0.119	DR3	48.024	0.093	-21.955	0.04	-32.694	0.065
J14575+313	13.7	15.0	Reid95	97.781	4.571	-242.181	5.318	78.653	13.278
J14578+566	2.83	31.712	DR3	37.265	1.467	-3.825	19.075	8.595	25.291
J15009+454	-13.285	0.131	DR3	-9.114	0.016	11.502	0.067	-21.204	0.111
J15011+071	-19.279	0.959	DR3	-46.459	0.679	-59.757	0.433	14.976	0.828
J15011+354	14.717	0.217	DR3	37.409	0.057	-1.941	0.089	6.746	0.191
J15013+055	-6.508	0.344	DR3	16.645	0.21	-19.859	0.018	-20.015	0.272
J15018+550	-57.08	1.177	DR3	-37.108	0.099	-56.691	0.716	-29.329	0.942
J15030+704	-70.721	0.283	DR3	-34.217	0.068	-55.03	0.197	-59.51	0.193
J15043+294	-20.98	0.213	DR3	30.104	0.077	-0.088	0.078	-35.844	0.187
J15043+603	-26.938	0.161	DR3	-39.514	0.017	-46.954	0.103	-0.734	0.123
J15049-211	-17.196	0.95	DR3	-52.07	0.759	-61.913	0.275	12.327	0.503
J15060+453	-29.729	0.208	DR3	5.006	0.028	2.806	0.109	-37.663	0.176
J15073+249	-69.166	0.134	DR3	-102.984	0.057	-41.205	0.044	-17.059	0.116
J15079+762	-6.85	0.7	DR3	-25.556	0.217	-12.541	0.506	-9.196	0.433
J15081+623	-17.246	13.715	DR3	-28.889	1.577	-13.504	9.006	-15.688	10.224
J15095+031	-32.943	0.234	DR3	-61.811	0.153	-3.98	0.014	9.917	0.177
J15100+193	14.73	0.25	DR3	32.772	0.122	-22.423	0.063	5.172	0.211
J15118-102	8.367	0.586	DR3	-25.339	0.446	-60.993	0.082	30.692	0.373
J15119+179	-48.751	0.372	DR3	-7.002	0.19	-89.24	0.093	-29.655	0.31
J15126+457	-9.564	1.182	DR3	-45.48	0.337	-12.365	0.687	3.751	1.001
J15151+333	-21.815	0.232	DR3	18.568	0.074	-40.14	0.098	-12.755	0.198
J15156+638	12.38	0.242	DR3	16.595	0.032	7.096	0.164	13.369	0.176
J15166+391	-17.0	10.0	New14	-8.774	2.344	-22.415	4.824	-4.894	8.44
J15188+292	-24.929	0.756	DR3	-6.809	0.484	-30.82	0.493	-12.543	0.683
J15191-127	-25.115	0.543	DR3	-52.686	0.509	-61.049	0.366	13.119	0.432
J15193+678	-19.542	0.466	DR3	-65.994	0.088	-38.168	0.327	-7.133	0.322
J15194-077	-9.746	0.155	DR3	-25.315	0.118	-25.625	0.013	11.679	0.1
J15197+046	5.071	0.375	DR3	0.338	0.248	7.741	0.031	5.645	0.279
J15210+309	-18.286	0.181	DR3	-10.704	0.065	-16.114	0.074	-9.408	0.152
J15214+042	-3.223	0.37	DR3	1.072	0.248	10.873	0.031	-6.557	0.273
J15218+209	5.306	3.676	DR3	-0.041	1.795	9.278	1.081	3.162	3.02
J15219+185	-7.404	0.267	DR3	20.944	0.139	-21.346	0.072	-15.457	0.217
J15238+174	42.135	0.388	DR3	57.203	0.208	-50.055	0.101	30.303	0.312
J15238+561	-2.15	14.649	DR3	18.0	0.07	7.584	9.37	-8.997	11.26
J15238+584	-15.406	35.105	DR3	-37.514	1.388	-11.541	22.981	-12.365	26.501
J15273+415	8.8	1.8	Z21	-0.323	0.439	-6.536	0.972	15.022	1.485
J15276+408	-17.344	0.187	DR3	-46.61	0.045	1.57	0.098	-9.131	0.154
J15280+257	-4.209	0.155	DR3	8.878	0.068	1.233	0.057	-10.447	0.127
J15290+467	6.8	2.473	DR3	-2.176	0.384	-5.857	1.436	13.07	1.99
J15297+428	2.761	0.996	DR3	66.651	0.227	0.071	0.55	-13.267	0.811
J15305+094	2.789	1.496	DR3	-6.256	0.955	1.117	0.262	8.787	1.121
J15319+288	-41.087	1.862	DR3	-53.388	0.971	-59.129	1.128	5.998	1.679
J15336+462	-25.522	0.586	DR3	-23.369	0.093	-5.066	0.342	-23.683	0.467
J15339+379	23.6	5.0	D22	16.598	1.411	5.656	2.545	19.721	4.066
J15340+513	-28.266	0.434	DR3	-28.163	0.036	-18.736	0.271	-18.4	0.338
J15345+142	-11.909	0.546	DR3	-30.768	0.326	-61.846	0.14	28.277	0.419

Table B.2: Carmencita identifier, radial velocities, and Galactic space velocities computed in this work (continued).

Karmn	$V_r$ [km s <sup>-1</sup> ]	$\delta V_r$ [km s <sup>-1</sup> ]	Ref. <sup>a</sup>	$U$ [km s <sup>-1</sup> ]	$\delta U$ [km s <sup>-1</sup> ]	$V$ [km s <sup>-1</sup> ]	$\delta V$ [km s <sup>-1</sup> ]	$W$ [km s <sup>-1</sup> ]	$\delta W$ [km s <sup>-1</sup> ]
J15349-143	-75.5	2.0	RB09	-80.525	1.667	-35.102	0.244	-23.387	1.079
J15353+177N	-44.241	1.398	DR3	-56.622	0.776	-77.94	0.408	12.744	1.089
J15353+177S	-43.931	0.251	DR3	-56.861	0.141	-77.64	0.077	13.2	0.197
J15357+221	-59.745	0.189	DR3	-50.58	0.097	-69.123	0.071	-13.252	0.152
J15368+375	-59.726	3.402	DR3	-31.292	0.993	-88.47	1.744	-6.505	2.747
J15369-141	2.195	0.285	DR3	-0.012	0.239	-50.922	0.037	-6.56	0.154
J15386+371	-13.439	0.465	DR3	-49.969	0.141	-19.625	0.239	14.511	0.374
J15400+434N	-120.412	0.231	DR3	23.192	0.049	-31.532	0.133	-135.27	0.184
J15400+434S	-119.161	0.642	DR3	22.852	0.135	-31.667	0.368	-133.505	0.509
J15412+759	-41.28	0.1	Bar21	74.562	0.191	-0.979	0.162	-31.728	0.175
J15416+184	-20.893	7.712	DR3	-29.905	4.306	-6.317	2.454	-2.859	5.911
J15421-194	83.181	0.898	DR3	40.644	0.791	-109.726	0.263	63.46	0.461
J15474+451	-11.698	4.002	Ter15	-31.885	0.777	-14.898	2.408	4.464	3.101
J15474-108	2.962	0.077	Bar21	1.682	0.092	-36.68	0.123	0.099	0.11
J15476+226	-20.897	0.721	DR3	-18.096	0.377	-27.182	0.288	-1.488	0.557
J15480+043	-8.219	1.269	DR3	-2.687	0.918	-8.516	0.204	-7.31	0.852
J15488+305	-22.134	0.248	DR3	-1.875	0.102	-3.232	0.117	-25.44	0.193
J15493+250	6.465	0.204	DR3	-32.557	0.102	28.289	0.087	13.841	0.157
J15496+348	-71.276	0.473	DR3	-94.575	0.203	-40.943	0.265	-21.585	0.377
J15496+510	-56.396	0.201	DR3	-48.591	0.024	-50.062	0.131	-24.957	0.152
J15499+796	-19.821	1.9	DR3	-12.718	0.645	-28.815	1.435	-4.245	1.07
J15501+009	-12.71	0.257	DR3	-1.522	0.195	5.236	0.032	-19.052	0.164
J15512+306	-15.702	1.958	DR3	-20.876	0.85	-35.984	1.015	13.12	1.561
J15513+295	26.127	0.269	DR3	34.025	0.117	-23.895	0.126	29.301	0.208
J15531+347N	27.981	0.447	DR3	66.702	0.25	3.197	0.274	3.111	0.353
J15531+347S	29.218	0.35	DR3	68.284	0.127	3.371	0.184	3.851	0.271
J15538+641	-17.235	0.221	DR3	-32.263	0.028	-20.789	0.16	-7.838	0.151
J15555+352	-18.631	4.656	DR3	-36.328	1.654	-18.829	2.482	5.618	3.575
J15557+686	-17.476	0.488	DR3	-13.739	0.082	-13.99	0.362	-14.495	0.317
J15569+376	-25.293	3.663	DR3	-21.98	1.181	-22.275	2.051	-7.57	2.804
J15578+090	-20.204	0.395	DR3	-0.403	0.274	-6.376	0.098	-27.16	0.267
J15581+494	-8.974	2.914	DR3	32.511	0.408	-10.02	1.906	-9.374	2.166
J15583+354	10.007	0.238	DR3	-20.891	0.085	11.116	0.129	15.008	0.181
J15587+346	-38.778	0.539	DR3	-4.121	0.223	-19.214	0.305	-35.453	0.417
J15597+440	-23.889	1.959	DR3	-9.224	0.447	-24.558	1.214	-8.788	1.476
J15598-082	-17.664	0.182	DR3	-9.37	0.154	6.549	0.006	-18.611	0.097
J16008+403	-51.77	0.287	DR3	0.714	0.083	-63.218	0.17	-19.396	0.217
J16017+301	7.989	0.198	DR3	-18.632	0.087	-8.101	0.099	26.958	0.149
J16017+304	-37.077	19.275	DR3	-37.597	8.344	-19.281	9.677	-14.854	14.431
J16018+304	-33.499	0.317	DR3	-35.989	0.138	-18.972	0.159	-11.199	0.237
J16028+205	6.857	0.187	DR3	29.668	0.107	-65.121	0.076	22.261	0.135
J16033+175	-12.552	0.249	DR3	-15.24	0.156	-7.755	0.104	-0.666	0.182
J16043-062	33.8	15.0	Haw96	54.565	12.589	-56.286	1.017	-15.163	8.092
J16046+263	-24.39	0.156	DR3	-25.642	0.077	-12.677	0.073	-7.895	0.114
J16048+391	-58.215	0.516	DR3	-34.75	0.159	-57.727	0.304	-18.039	0.385
J16054+769	-43.255	0.186	DR3	-8.936	0.057	-56.983	0.144	-4.191	0.111
J16062+290	-54.977	4.305	EDR3	-88.876	1.98	-9.217	2.148	-12.981	3.164
J16066+083	-41.176	0.203	DR3	-68.854	0.148	-55.195	0.068	35.12	0.138
J16074+059	-90.399	0.417	DR3	-64.507	0.309	-65.072	0.102	-43.317	0.263
J16082-104	10.367	1.139	DR3	39.63	0.993	-125.907	0.059	-43.408	0.559
J16090+529	-19.333	0.152	DR3	-0.602	0.015	-1.269	0.106	-25.803	0.108
J16092+093	-45.113	0.153	DR3	-48.388	0.109	-16.934	0.044	-9.258	0.099
J16102-193	-5.634	3.474	DR3	-4.366	3.18	-15.57	0.314	-7.723	1.363
J16120+033	8.435	0.223	DR3	12.398	0.176	-1.724	0.066	-1.328	0.137
J16126-188	-4.929	0.191	DR3	-0.73	0.175	-9.289	0.016	-12.747	0.075
J16139+337	-12.213	0.251	DR3	-7.194	0.113	-31.586	0.16	11.687	0.197
J16144-028	12.8	1.2	Des12	-0.754	0.996	20.537	0.171	19.49	0.648
J16145+191	-37.693	0.239	DR3	-98.528	0.151	-99.903	0.129	92.719	0.185
J16147+048	-60.568	0.375	DR3	-68.794	0.286	-41.107	0.094	3.177	0.226

Table B.2: Carmencita identifier, radial velocities, and Galactic space velocities computed in this work (continued).

Karmn	$V_r$ [km s <sup>-1</sup> ]	$\delta V_r$ [km s <sup>-1</sup> ]	Ref. <sup>a</sup>	$U$ [km s <sup>-1</sup> ]	$\delta U$ [km s <sup>-1</sup> ]	$V$ [km s <sup>-1</sup> ]	$\delta V$ [km s <sup>-1</sup> ]	$W$ [km s <sup>-1</sup> ]	$\delta W$ [km s <sup>-1</sup> ]
J16155+244	-46.892	0.177	DR3	-50.901	0.096	-8.922	0.085	-22.049	0.124
J16167+672N	-18.721	0.135	DR3	-9.913	0.018	-29.439	0.103	3.697	0.086
J16167+672S	-19.62	0.131	DR3	-9.818	0.017	-30.64	0.1	3.739	0.083
J16170+552	-32.81	1.657	DR3	39.434	0.353	-29.479	1.199	-20.433	1.149
J16180+062	-14.031	0.413	DR3	-11.884	0.313	8.184	0.121	-12.151	0.251
J16204-042	-120.483	0.165	DR3	-119.498	0.14	-55.762	0.031	-22.076	0.087
J16220+228	-33.098	2.062	DR3	-35.587	1.169	-13.516	0.981	-9.721	1.392
J16241+483	-28.056	0.586	EDR3	25.225	0.14	1.206	0.422	-48.234	0.424
J16247+229	-58.974	0.538	DR3	-30.094	0.323	-46.206	0.29	-29.401	0.38
J16254+543	-13.367	0.145	DR3	7.831	0.013	-2.767	0.106	-17.712	0.098
J16255+260	-45.73	0.08	Jeff18	-29.078	0.149	-35.096	0.302	-18.214	0.344
J16255+323	-5.463	0.215	DR3	-15.939	0.094	12.363	0.124	-8.157	0.148
J16259+834	-7.373	0.276	DR3	14.341	0.107	2.568	0.211	-7.404	0.142
J16268-173	-54.1	15.0	Reid95	-51.557	13.963	-43.597	0.336	-19.126	5.474
J16280+155	16.919	1.794	DR3	46.743	1.241	-28.615	0.803	-3.972	1.13
J16302-146	-120.939	0.309	DR3	-121.501	0.292	-57.171	0.145	-18.875	0.196
J16303-126	-21.798	0.129	DR3	-13.451	0.118	-21.171	0.007	-20.837	0.052
J16313+408	-21.987	34.531	DR3	-23.82	10.731	-12.461	22.764	-9.303	23.643
J16315+175	6.702	0.269	DR3	43.12	0.176	-54.857	0.122	4.924	0.168
J16327+126	-33.146	0.166	DR3	-33.946	0.118	-62.819	0.073	25.455	0.106
J16328+098	-27.516	0.221	DR3	-22.732	0.163	8.596	0.079	-23.974	0.128
J16342+543	3.636	0.205	DR3	-82.743	0.037	-0.186	0.153	17.127	0.136
J16343+571	-116.1	3.8	Z21	-106.34	0.177	-119.054	2.867	-32.816	2.489
J16354+350	1.843	0.936	DR3	14.026	0.381	2.642	0.583	-8.209	0.627
J16360+088	-44.071	0.357	DR3	-35.926	0.268	-46.456	0.125	-1.466	0.2
J16395+505	-1.276	0.219	DR3	45.282	0.037	7.29	0.161	-20.972	0.145
J16401+007	5.356	1.149	DR3	10.957	0.958	0.893	0.297	-8.213	0.561
J16403+676	-15.244	2.426	DR3	-26.455	0.32	-22.082	1.907	-2.081	1.469
J16408+363	-73.715	0.196	DR3	-47.697	0.079	-46.835	0.127	-37.877	0.129
J16462+164	18.685	0.159	DR3	31.503	0.107	-30.095	0.075	20.069	0.091
J16487+106	-25.61	0.05	Jeff18	-19.845	0.132	-21.302	0.243	-4.138	0.28
J16487-157	-78.07	0.136	DR3	-69.455	0.129	-20.745	0.01	-35.133	0.043
J16508-048	-21.288	0.327	DR3	-23.958	0.291	-59.081	0.072	31.048	0.135
J16509+224	-42.668	0.352	DR3	-40.604	0.212	-10.451	0.191	-21.453	0.207
J16528+630	-21.72	0.801	DR3	-7.673	0.037	-9.913	0.636	-23.43	0.485
J16529+400	-27.123	0.576	DR3	21.908	0.426	-38.743	0.439	-11.974	0.376
J16542+119	-66.35	0.149	DR3	-78.393	0.11	-39.672	0.066	16.351	0.078
J16554-083N	15.205	0.152	DR3	18.954	0.139	-33.977	0.028	10.873	0.055
J16554-083S	14.2	15.0	Reid95	17.497	13.736	-32.04	2.823	10.827	5.474
J16555-083	14.4093	0.02825	Lafa20	17.936	0.026	-33.352	0.011	10.897	0.014
J16570-043	-4.179	0.77	DR3	6.414	0.686	-1.051	0.182	-24.715	0.3
J16573+124	19.77	31.096	DR3	31.318	22.377	7.754	14.332	-12.207	16.15
J16573+271	-33.425	1.024	DR3	-25.418	0.554	-19.688	0.618	-13.308	0.6
J16574+777	-9.304	0.277	DR3	-9.489	0.081	3.47	0.22	-27.643	0.149
J16577+132	-7.307	1.116	EDR3	-15.309	0.82	9.761	0.538	-1.436	0.586
J16578+473	-9.043	0.179	DR3	-25.944	0.041	-7.251	0.135	3.549	0.112
J16581+257	3.764	0.126	DR3	21.308	0.071	-14.763	0.075	0.937	0.073
J16584+139	1.6	15.0	Reid95	-6.082	10.721	-18.255	7.083	27.962	7.854
J16587+688	-65.241	0.275	DR3	-27.637	0.041	-92.777	0.222	9.42	0.16
J16591+209	-5.4	1.5	Z21	-12.111	0.941	2.234	0.821	1.759	0.831
J17003+253	12.318	0.345	DR3	-6.541	0.196	7.014	0.205	20.831	0.197
J17006+063	-45.553	0.27	DR3	-11.266	0.216	-51.31	0.105	-36.529	0.125
J17010+082	-5.579	0.323	DR3	1.95	0.252	-27.576	0.132	8.765	0.153
J17027-060	-20.187	0.145	DR3	-17.151	0.131	-17.666	0.033	-1.713	0.052
J17033+514	37.172	0.301	DR3	-21.093	0.048	38.735	0.234	17.084	0.183
J17038+321	-7.117	0.614	DR3	-8.045	0.295	9.141	0.412	-16.077	0.369
J17043+169	39.228	0.191	DR3	91.477	0.134	-28.706	0.103	-16.268	0.1
J17052-050	34.419	0.125	DR3	46.799	0.113	-61.475	0.033	20.974	0.046
J17058+260	-13.05	0.238	DR3	30.614	0.136	-36.602	0.147	-14.026	0.132

Table B.2: Carmencita identifier, radial velocities, and Galactic space velocities computed in this work (continued).

Karmn	$V_r$ [km s <sup>-1</sup> ]	$\delta V_r$ [km s <sup>-1</sup> ]	Ref. <sup>a</sup>	$U$ [km s <sup>-1</sup> ]	$\delta U$ [km s <sup>-1</sup> ]	$V$ [km s <sup>-1</sup> ]	$\delta V$ [km s <sup>-1</sup> ]	$W$ [km s <sup>-1</sup> ]	$\delta W$ [km s <sup>-1</sup> ]
J17071+215	-50.766	0.144	DR3	-34.929	0.09	-48.066	0.083	-2.722	0.077
J17076+073	31.0	5.0	New14	33.312	3.987	-18.939	2.16	27.894	2.316
J17082+516	-20.302	0.189	DR3	-64.01	0.041	9.469	0.149	-29.636	0.113
J17095+436	-21.998	12.655	DR3	4.604	3.682	-12.723	9.514	-23.274	7.489
J17098+119	-47.599	0.702	DR3	-35.399	0.525	-45.419	0.352	0.745	0.363
J17104+279	-20.77	0.212	DR3	-2.606	0.114	-16.709	0.136	-15.786	0.117
J17115+384	-44.592	0.212	DR3	-12.787	0.08	-26.301	0.154	-35.885	0.123
J17118-018	-2.1	15.0	Reid95	1.35	13.238	-22.893	5.01	10.439	5.85
J17121+456	-29.8	15.0	Reid95	35.862	4.094	-31.441	11.509	-25.515	8.811
J17136-084	-7.331	1.046	DR3	2.168	0.976	-57.891	0.36	12.087	0.415
J17146+269	-44.47	0.833	DR3	-47.672	0.483	-41.26	0.57	15.747	0.514
J17153+049	20.907	0.655	DR3	50.825	0.539	-5.754	0.268	-46.371	0.265
J17158+190	-20.761	0.135	DR3	-15.552	0.089	-16.784	0.076	-1.925	0.066
J17160+110	-45.618	0.14	DR3	-16.759	0.106	-48.595	0.068	-21.798	0.062
J17166+080	-31.123	0.147	DR3	-23.944	0.116	-28.564	0.066	1.334	0.062
J17177+116	-63.574	0.591	DR3	-32.832	0.446	-60.102	0.292	-21.359	0.262
J17177-118	86.154	0.712	DR3	92.681	0.676	-15.313	0.135	4.033	0.181
J17183+181	-16.961	0.875	DR3	6.284	0.601	-25.444	0.502	-14.415	0.42
J17183-017	-26.009	0.345	DR3	-15.823	0.306	-12.65	0.123	-23.482	0.126
J17198+265	-34.492	0.465	DR3	-35.391	0.262	-19.605	0.302	-3.662	0.239
J17198+417	-19.929	0.212	DR3	40.327	0.071	-21.417	0.161	-30.002	0.119
J17199+265	-35.591	1.744	DR3	-35.774	0.981	-20.106	1.131	-4.748	0.895
J17207+492	-22.964	0.716	DR3	97.476	0.163	-14.282	0.571	-54.821	0.409
J17219+214	-36.947	0.314	DR3	-38.768	0.199	-18.622	0.19	-2.317	0.152
J17225+055	-21.233	0.182	DR3	-17.166	0.15	-16.98	0.078	0.332	0.069
J17242-043	65.863	0.221	DR3	62.785	0.2	-1.967	0.068	32.576	0.066
J17276+144	-4.355	0.47	DR3	10.787	0.34	-75.402	0.257	68.7	0.2
J17285+374	2.498	0.313	DR3	17.644	0.125	-3.591	0.235	-3.49	0.165
J17303+055	-12.945	0.143	DR3	-3.795	0.118	-13.471	0.064	-10.804	0.05
J17312+820	5.799	0.52	DR3	-30.552	0.187	-13.17	0.412	10.658	0.257
J17316+047	-61.98	0.259	DR3	-47.968	0.222	-45.6	0.105	-7.614	0.083
J17321+504	-20.763	1.043	DR3	63.741	0.259	-29.762	0.855	-14.92	0.567
J17328+543	-96.99	0.197	DR3	-58.794	0.027	-90.457	0.164	-27.592	0.108
J17338+169	-15.267	2.29	DR3	-3.804	1.594	-20.761	1.345	-1.075	0.955
J17340+446	-9.445	15.162	DR3	-3.3	4.238	-13.96	12.135	4.997	8.042
J17355+616	-15.53	0.164	DR3	35.722	0.008	-3.908	0.138	-21.981	0.088
J17364+683	-28.905	0.127	DR3	30.573	0.016	-25.544	0.106	-6.801	0.067
J17376+220	-8.791	0.439	DR3	17.939	0.276	-20.488	0.284	-15.761	0.19
J17378+185	-9.944	0.131	DR3	-33.737	0.089	35.229	0.081	-21.314	0.054
J17386+612	-9.4	15.0	Haw96	-7.181	0.047	-9.249	12.688	-2.999	8.001
J17388+080	22.39	0.27	DR3	30.454	0.216	-7.571	0.135	5.43	0.092
J17395+277N	16.039	0.41	DR3	31.104	0.279	-0.872	0.303	-0.906	0.196
J17395+277S	17.714	0.152	DR3	31.854	0.084	0.972	0.107	-0.985	0.069
J17419+407	-62.925	0.168	DR3	-56.094	0.061	-56.224	0.134	2.393	0.085
J17421-088	-83.712	0.667	DR3	-63.203	0.626	-107.174	0.192	32.599	0.132
J17423+574	-3.833	0.806	DR3	4.485	0.051	-5.189	0.683	0.539	0.424
J17425-166	-33.998	0.5	DR3	-19.163	0.489	-66.789	0.092	-29.444	0.064
J17430+057	0.5	15.0	Reid95	5.387	12.328	7.114	7.207	-23.968	4.606
J17431+854	-140.78	0.484	DR3	84.102	0.272	-104.959	0.385	-51.577	0.245
J17432-185	77.435	2.298	DR3	89.923	2.264	-63.867	0.714	-14.398	0.478
J17439+433	-14.531	0.14	DR3	21.554	0.043	-18.671	0.113	-11.874	0.07
J17455+468	3.807	0.215	DR3	-2.221	0.053	2.844	0.178	3.957	0.109
J17460+246	-79.43	0.225	DR3	-76.201	0.134	-50.077	0.155	0.587	0.094
J17464+277	-14.1	15.0	Reid95	18.673	8.246	-33.37	10.719	-1.202	6.489
J17464-087	-16.767	1.217	DR3	-6.556	1.142	-27.638	0.361	-13.601	0.215
J17469+228	-39.418	0.176	DR3	-35.492	0.109	-18.889	0.119	-11.687	0.071
J17481+159	0.611	0.413	DR3	-9.387	0.293	5.083	0.251	11.614	0.148
J17502+237	-79.678	0.329	DR3	-83.846	0.2	-49.182	0.227	12.488	0.132
J17515+147	-46.598	0.412	DR3	-43.89	0.298	-32.836	0.249	14.485	0.14

Table B.2: Carmencita identifier, radial velocities, and Galactic space velocities computed in this work (continued).

Karmn	$V_r$ [km s <sup>-1</sup> ]	$\delta V_r$ [km s <sup>-1</sup> ]	Ref. <sup>a</sup>	$U$ [km s <sup>-1</sup> ]	$\delta U$ [km s <sup>-1</sup> ]	$V$ [km s <sup>-1</sup> ]	$\delta V$ [km s <sup>-1</sup> ]	$W$ [km s <sup>-1</sup> ]	$\delta W$ [km s <sup>-1</sup> ]
J17521+647	-18.461	0.252	DR3	50.034	0.023	-12.475	0.216	-8.867	0.128
J17530+169	-1.416	1.057	DR3	15.786	0.743	-26.143	0.674	11.575	0.395
J17542+073	-28.396	0.25	DR3	-8.348	0.201	-53.021	0.132	22.231	0.071
J17547+128	-30.575	0.369	DR3	-13.949	0.275	-30.04	0.217	-7.963	0.116
J17570+157	-41.414	0.55	DR3	-12.077	0.391	-49.655	0.345	-5.556	0.181
J17572+707	-15.3	2.8	Des12	-26.649	0.486	-17.655	2.38	-9.542	1.398
J17578+046	-110.468	0.131	DR3	-141.26	0.109	4.864	0.066	18.406	0.032
J17578+465	-31.489	0.165	DR3	-44.878	0.042	-19.691	0.139	-7.759	0.078
J17589+807	-28.324	17.671	DR3	-77.837	6.545	-70.88	14.329	5.79	8.593
J18010+508	-33.445	0.267	DR3	-30.071	0.049	-11.587	0.23	-38.144	0.128
J18012+355	-35.811	0.467	DR3	57.845	0.203	-54.811	0.374	-39.786	0.198
J18022+642	-1.6273	0.05015	Lafa20	13.759	0.005	3.285	0.044	-7.501	0.025
J18027+375	3.13	0.669	DR3	61.197	0.266	-13.664	0.543	-23.69	0.285
J18031+179	-0.558	0.772	DR3	18.53	0.539	-31.89	0.533	24.68	0.341
J18037+247	5.508	0.158	DR3	28.301	0.092	-13.399	0.116	-2.653	0.058
J18042+359	-14.134	0.154	DR3	17.932	0.065	-16.494	0.124	-20.258	0.064
J18051-030	32.303	0.165	DR3	32.734	0.148	14.143	0.069	-18.915	0.026
J18063+728	-9.764	0.199	DR3	-33.816	0.043	-15.405	0.169	-7.416	0.097
J18074+184	-11.452	0.211	DR3	4.171	0.142	-31.165	0.142	22.045	0.067
J18075-159	-33.219	0.468	DR3	-27.333	0.454	-30.17	0.111	12.812	0.018
J18096+318	-71.348	0.166	DR3	-52.589	0.081	-46.198	0.131	-24.983	0.063
J18103+512	-28.658	0.269	DR3	-21.687	0.045	-20.532	0.236	-15.554	0.123
J18109+220	-24.3	5.0	D22	-10.274	3.124	-23.473	3.569	-3.554	1.58
J18116+061	-16.37	3.52	Ter15	-17.241	2.88	-0.055	1.982	-11.514	0.941
J18131+260	-8.205	0.426	DR3	-4.05	0.242	1.114	0.32	-20.231	0.142
J18134+054	8.414	0.219	DR3	25.777	0.18	-22.09	0.119	-3.819	0.043
J18135+055	8.002	0.361	DR3	25.495	0.295	-22.356	0.197	-3.738	0.069
J18157+189	83.152	0.216	DR3	90.474	0.2	29.691	0.183	8.964	0.097
J18160+139	6.314	0.168	DR3	33.025	0.123	-18.462	0.109	-23.774	0.041
J18163+015	-30.204	0.523	DR3	2.164	0.447	-64.559	0.261	0.871	0.079
J18165+048	-53.892	1.02	DR3	-58.796	0.84	-14.241	0.552	12.676	0.177
J18165+455	-38.537	0.161	DR3	-36.677	0.042	-28.938	0.139	-9.027	0.067
J18174+483	-24.45	0.218	DR3	-9.134	0.047	-22.811	0.191	-5.761	0.093
J18180+387E	0.452	0.245	DR3	53.486	0.092	-24.099	0.207	2.233	0.095
J18180+387W	-0.561	0.599	DR3	54.377	0.223	-25.654	0.505	2.15	0.231
J18189+661	5.468	0.353	DR3	13.333	0.033	14.251	0.31	-12.429	0.165
J18193-057	25.086	0.247	DR3	37.593	0.225	-9.761	0.104	-66.302	0.031
J18195+420	-26.528	0.246	DR3	-5.17	0.078	-27.558	0.212	-2.926	0.098
J18198-019	-14.42	0.256	DR3	-12.699	0.226	-6.663	0.118	-1.511	0.027
J18209-010	-33.495	0.659	DR3	14.682	0.576	-96.968	0.317	-3.05	0.084
J18221+063	-43.753	0.212	DR3	-28.144	0.171	-57.08	0.122	70.038	0.045
J18224+620	-15.043	0.307	DR3	54.046	0.016	-26.254	0.273	20.929	0.14
J18227+379	-36.766	3.241	DR3	47.201	1.306	-49.814	2.748	-34.404	1.2
J18234+281	-21.76	0.344	DR3	-0.042	0.183	-25.049	0.271	-6.494	0.107
J18240+016	-75.37	0.229	DR3	-55.753	0.195	-47.751	0.118	-28.818	0.028
J18248+282	-59.677	0.201	DR3	-31.308	0.107	-58.932	0.159	11.431	0.064
J18250+246	0.19	0.14	DR3	39.634	0.082	-24.748	0.107	-14.19	0.04
J18255+383	20.765	0.175	DR3	85.309	0.069	-9.203	0.15	-9.503	0.064
J18264+113	-5.449	0.431	DR3	18.861	0.323	-26.485	0.275	-14.823	0.08
J18292+638	4.318	0.822	DR3	-7.182	0.125	17.155	0.758	-25.476	0.531
J18296+338	-40.017	0.513	DR3	-18.191	0.228	-38.333	0.428	0.253	0.166
J18312+068	13.974	0.246	DR3	14.224	0.195	7.24	0.146	-12.257	0.033
J18319+406	-18.806	0.331	DR3	-29.829	0.111	-12.742	0.289	6.492	0.117
J18346+401	12.571	0.164	DR3	13.571	0.056	9.688	0.143	-1.584	0.056
J18352+243	40.364	0.255	DR3	51.773	0.148	10.565	0.198	8.727	0.063
J18352+414	-81.418	0.268	DR3	-29.839	0.086	-58.383	0.236	-58.597	0.094
J18353+457	-32.07	0.132	DR3	-39.776	0.033	-10.593	0.118	-34.178	0.049
J18354+457	-31.365	0.35	DR3	-39.523	0.088	-9.883	0.313	-34.219	0.13
J18356+329	0.64285	0.18312	Lafa20	18.401	0.083	-7.318	0.154	-5.176	0.055



Table B.2: Carmencita identifier, radial velocities, and Galactic space velocities computed in this work (continued).

Karmn	$V_r$ [km s <sup>-1</sup> ]	$\delta V_r$ [km s <sup>-1</sup> ]	Ref. <sup>a</sup>	$U$ [km s <sup>-1</sup> ]	$\delta U$ [km s <sup>-1</sup> ]	$V$ [km s <sup>-1</sup> ]	$\delta V$ [km s <sup>-1</sup> ]	$W$ [km s <sup>-1</sup> ]	$\delta W$ [km s <sup>-1</sup> ]
J18358+800	12.131	0.44	DR3	-20.953	0.145	7.824	0.363	-2.676	0.202
J18362+567	-4.356	0.18	DR3	65.792	0.031	-0.902	0.164	-18.677	0.075
J18363+136	-45.575	0.351	DR3	-45.264	0.251	-17.046	0.238	-9.736	0.058
J18387-144	-38.937	0.398	DR3	-29.042	0.376	-40.256	0.128	-20.073	0.029
J18394+690	-11.038	4.359	DR3	-29.737	0.644	-16.559	3.855	-1.761	1.929
J18395+301	-30.441	0.15	DR3	4.597	0.074	-37.583	0.124	-5.962	0.041
J18399+334	-34.344	0.219	DR3	-42.05	0.098	-17.965	0.186	-1.546	0.063
J18402-104	-69.823	0.472	DR3	-46.955	0.437	-70.399	0.18	-7.872	0.02
J18405+595	-24.337	0.197	DR3	-39.045	0.016	-16.114	0.179	-21.998	0.082
J18409+315	28.534	0.134	DR3	92.868	0.071	-6.554	0.113	-35.652	0.039
J18409-133	-33.356	0.224	DR3	-14.902	0.21	-60.259	0.079	-15.546	0.02
J18411+247N	-11.484	0.466	DR3	-13.609	0.265	1.713	0.369	-22.443	0.106
J18411+247S	-9.0	5.0	New14	-13.374	2.842	4.435	3.953	-21.572	1.137
J18416+397	-26.033	0.959	DR3	4.057	0.33	-31.724	0.846	1.762	0.308
J18419+318	-31.628	0.182	DR3	-11.826	0.085	-32.705	0.153	5.232	0.05
J18427+139	-34.367	0.293	DR3	-36.314	0.207	-13.477	0.203	4.517	0.042
J18427+596N	-1.303	0.125	DR3	-24.513	0.003	-12.372	0.114	24.974	0.051
J18427+596S	0.876	0.147	DR3	-25.314	0.004	-11.072	0.134	27.421	0.06
J18432+253	18.243	0.18	DR3	34.609	0.101	2.577	0.144	-14.019	0.041
J18433+406	-10.3	15.0	Haw96	-38.584	4.911	-3.553	13.33	17.107	4.814
J18451+063	-24.838	0.374	DR3	-14.799	0.295	-21.303	0.229	-1.971	0.028
J18453+188	16.243	0.629	DR3	25.375	0.405	-0.935	0.47	3.575	0.107
J18480-145	-4.552	0.285	DR3	5.148	0.267	-25.462	0.095	8.951	0.03
J18482+076	-34.638	0.771	DR3	-35.211	0.594	-10.643	0.489	-10.572	0.057
J18487+615	-44.054	0.357	DR3	4.697	0.01	-32.288	0.326	-35.571	0.145
J18498-238	-11.116	0.566	DR3	-12.627	0.546	-1.126	0.109	-7.19	0.101
J18499+186	30.275	0.358	DR3	32.401	0.23	11.943	0.269	3.313	0.054
J18500+030	-0.296	0.254	DR3	26.01	0.207	-36.841	0.148	-2.156	0.013
J18507+479	-78.209	0.263	DR3	-11.312	0.054	-63.706	0.242	-51.179	0.09
J18515+027	-1.674	0.283	DR3	30.764	0.232	-46.353	0.168	5.438	0.033
J18516+244	-63.011	0.194	DR3	-25.52	0.109	-63.749	0.156	14.115	0.037
J18518+165	-14.831	0.162	DR3	18.607	0.108	-36.587	0.119	-2.609	0.021
J18519+130	-22.34	3.212	DR3	-3.547	2.277	-25.827	2.245	-17.756	0.332
J18534+028	-10.472	1.303	EDR3	-17.974	1.059	7.657	0.763	-22.945	0.145
J18548+008	24.491	0.193	DR3	29.883	0.16	-0.451	0.108	0.41	0.006
J18548+109	-25.105	0.373	DR3	-23.679	0.271	-11.454	0.254	-0.809	0.028
J18554+084	-22.8	15.0	Reid95	-16.299	11.328	-15.497	9.803	-7.109	0.768
J18563+544	-17.607	0.812	DR3	63.112	0.409	-11.967	0.754	-33.869	0.321
J18564+463	2.04	0.883	DR3	-27.4	0.199	7.179	0.814	5.008	0.28
J18571+075	-5.301	0.188	DR3	10.279	0.144	-20.665	0.122	6.065	0.014
J18576+535	17.191	0.326	DR3	-0.382	0.035	27.06	0.303	-22.51	0.115
J18580+059	9.961	0.156	DR3	46.991	0.121	-41.63	0.098	-19.91	0.008
J18596+079	-83.57	0.184	DR3	-62.254	0.14	-53.047	0.122	-57.443	0.024
J19025+704	-35.926	0.303	DR3	-16.843	0.055	-38.706	0.27	-10.645	0.126
J19025+754	-19.94	0.524	DR3	-2.547	0.136	-1.333	0.453	-45.188	0.226
J19032+034	-5.279	0.519	DR3	6.034	0.412	-16.226	0.314	13.234	0.014
J19032+639	-11.128	0.845	EDR3	-23.061	0.068	-9.168	0.776	-11.274	0.33
J19032-135	56.799	2.915	DR3	76.615	2.67	-31.356	1.083	11.33	0.442
J19041+211	-35.06	0.991	DR2	-35.597	0.589	-15.205	0.789	-15.311	0.128
J19044+590	-41.343	0.248	DR3	-18.819	0.006	-37.805	0.231	-16.55	0.089
J19045+240	-42.87	0.202	DR3	-18.868	0.112	-41.504	0.166	11.748	0.03
J19070+208	32.012	0.151	DR3	35.993	0.09	11.39	0.12	14.622	0.017
J19072+208	31.896	0.199	DR3	35.449	0.118	11.61	0.158	14.996	0.021
J19077+325	-43.0	6.0	New14	-68.744	2.705	-8.199	5.31	-32.15	1.486
J19082+265	-5.505	21.291	DR3	38.739	10.982	-29.268	17.974	-5.338	3.102
J19084+322	-2.143	0.209	DR3	13.943	0.091	-10.247	0.185	4.483	0.039
J19093+382	-25.056	0.255	DR3	17.234	0.097	-33.03	0.234	-2.013	0.071
J19093-147	31.95	0.347	DR3	35.873	0.317	-22.663	0.127	-40.36	0.064
J19095+391	-25.082	0.372	DR3	17.616	0.122	-33.071	0.341	-2.491	0.087

Table B.2: Carmencita identifier, radial velocities, and Galactic space velocities computed in this work (continued).

Karmn	$V_r$ [km s <sup>-1</sup> ]	$\delta V_r$ [km s <sup>-1</sup> ]	Ref. <sup>a</sup>	$U$ [km s <sup>-1</sup> ]	$\delta U$ [km s <sup>-1</sup> ]	$V$ [km s <sup>-1</sup> ]	$\delta V$ [km s <sup>-1</sup> ]	$W$ [km s <sup>-1</sup> ]	$\delta W$ [km s <sup>-1</sup> ]
J19098+176	-14.554	0.369	DR3	15.284	0.233	-32.914	0.285	17.247	0.029
J19106+015	44.5	0.351	DR3	60.407	0.282	-6.04	0.209	6.172	0.03
J19116+050	-91.718	0.21	DR3	-80.493	0.162	-46.914	0.135	-2.774	0.012
J19122+028	-41.4	15.0	Reid95	-45.044	11.823	-17.04	9.201	-78.581	1.122
J19124+355	-53.199	0.231	DR3	-16.687	0.088	-44.692	0.209	-32.617	0.047
J19146+193N	-86.48	7.41	Jeff18	-61.838	4.478	-66.688	5.884	58.209	0.49
J19146+193S	-49.899	0.29	DR3	-39.562	0.175	-37.781	0.23	60.854	0.028
J19169+051N	35.33	0.131	DR3	53.079	0.099	-8.162	0.085	-4.966	0.008
J19169+051S	35.73066	0.02828	Lafa20	54.101	0.023	-8.755	0.021	-4.945	0.01
J19185+580	5.525	0.338	DR3	-32.121	0.014	5.187	0.318	3.36	0.112
J19205-076	11.309	0.295	DR3	14.251	0.254	-2.888	0.143	-2.72	0.051
J19206+731N	-32.631	35.319	DR3	17.985	8.181	-24.45	31.26	-16.904	14.26
J19206+731S	-34.94	3.672	DR3	17.406	0.851	-26.858	3.25	-17.677	1.483
J19215+425	-24.442	0.479	DR3	-28.496	0.181	-17.155	0.451	-3.85	0.134
J19216+208	3.566	0.362	DR3	72.921	0.209	-47.485	0.296	8.044	0.032
J19218+286	-30.505	0.266	DR3	-71.856	0.126	13.628	0.233	-75.731	0.043
J19220+070	23.961	0.165	DR3	43.828	0.121	-10.196	0.112	20.909	0.014
J19228+307	-13.113	4.606	DR3	-13.566	2.018	-9.943	4.098	13.01	0.595
J19234+666	-77.668	0.26	DR3	7.041	0.034	-83.866	0.239	1.115	0.096
J19237+797	-12.953	0.354	DR3	-5.604	0.118	-9.248	0.297	-16.544	0.151
J19242+755	-19.332	0.652	DR3	-28.167	0.176	-22.808	0.568	-17.251	0.267
J19242+797	-12.582	0.336	DR3	-5.65	0.112	-8.836	0.283	-16.531	0.143
J19251+283	-40.599	0.238	DR3	-49.228	0.112	-19.415	0.209	-4.747	0.026
J19255+096	-22.047	0.071	This work	-5.924	0.064	-26.201	0.066	-13.713	0.038
J19260+244	-34.828	0.483	DR3	-30.72	0.252	-21.141	0.411	-12.381	0.033
J19268+167	-22.099	0.45	DR3	-0.72	0.278	-27.559	0.353	-12.857	0.005
J19284+289	-14.736	0.236	DR3	-2.256	0.108	-15.199	0.208	-2.734	0.022
J19289+066	10.177	0.222	DR3	11.788	0.162	0.416	0.152	-14.567	0.022
J19312+361	11.304	14.287	DR3	30.779	4.971	-1.542	13.234	13.971	2.068
J19326+005	-48.172	0.255	DR3	-47.724	0.198	-21.078	0.155	-11.41	0.04
J19336+395	-5.443	0.51	DR3	21.196	0.154	-6.639	0.48	-32.912	0.088
J19346+045	-58.933	0.204	DR3	-69.404	0.15	-14.446	0.135	-13.76	0.027
J19349+532	-26.853	0.274	DR3	-42.486	0.022	-21.238	0.263	-11.898	0.073
J19351+084N	-21.284	0.368	DR3	-9.144	0.257	-20.648	0.261	2.544	0.037
J19351+084S	-21.15	0.26	DR2	-6.185	1.015	-22.821	0.964	6.451	1.518
J19354+377	-19.058	5.423	DR3	3.084	1.722	-21.738	5.082	2.306	0.786
J19358+413	-12.157	0.473	DR3	22.978	0.16	-24.522	0.452	29.421	0.203
J19395+718	-34.494	0.201	DR3	54.517	0.046	-20.581	0.181	-10.516	0.076
J19419+031	32.737	0.347	DR3	64.14	0.265	-23.442	0.243	-4.689	0.099
J19420-210	-17.507	2.624	DR3	-14.518	2.329	-23.959	0.8	-7.742	0.907
J19422-207	-1.948	0.897	DR3	0.706	0.795	-11.419	0.278	-2.796	0.309
J19457+271	-3.225	0.33	DR3	47.542	0.15	-27.125	0.294	-29.041	0.012
J19457+323	-15.278	0.218	DR3	-27.586	0.083	-3.95	0.201	-16.859	0.015
J19463+320	-4.854	0.139	DR3	5.61	0.054	-4.918	0.128	-39.775	0.011
J19464+320	-5.082	0.319	DR3	6.344	0.123	-5.344	0.294	-41.682	0.025
J19468-019	-119.139	0.752	DR3	-96.571	0.584	-69.452	0.449	14.857	0.208
J19470+352	-14.2	0.26	DR3	18.58	0.088	-22.323	0.243	5.206	0.025
J19486+359	0.712	0.369	DR3	13.989	0.12	-2.931	0.348	-12.057	0.033
J19500+325	-39.5	15.0	Reid95	-45.589	5.703	-23.071	13.917	-21.619	1.959
J19502+317	-31.636	2.168	DR3	-59.211	0.841	-10.042	2.002	4.878	0.155
J19510+104	2.263	0.524	DR3	-3.074	0.339	0.631	0.392	-26.521	0.077
J19511+464	-13.4	0.895	DR3	-20.132	0.146	-9.691	0.87	-4.017	0.155
J19512+622	-17.134	0.45	EDR3	-18.316	0.038	-28.31	0.428	28.012	0.134
J19535+341	-28.409	0.213	DR3	-34.482	0.073	-18.402	0.2	11.316	0.014
J19539+444E	3.932	0.376	DR3	6.339	0.072	4.522	0.365	-11.27	0.056
J19539+444W	3.0	5.0	New14	4.36	0.956	4.175	4.852	-12.74	0.741
J19540+325	-56.653	0.322	DR3	-66.444	0.127	-34.098	0.3	-16.833	0.056
J19546+202	-47.846	0.143	EDR3	-17.099	0.076	-45.575	0.121	3.39	0.01
J19558+512	-47.722	0.21	DR3	-67.456	0.024	-35.207	0.205	-38.269	0.046

Table B.2: Carmencita identifier, radial velocities, and Galactic space velocities computed in this work (continued).

Karmn	$V_r$ [km s <sup>-1</sup> ]	$\delta V_r$ [km s <sup>-1</sup> ]	Ref. <sup>a</sup>	$U$ [km s <sup>-1</sup> ]	$\delta U$ [km s <sup>-1</sup> ]	$V$ [km s <sup>-1</sup> ]	$\delta V$ [km s <sup>-1</sup> ]	$W$ [km s <sup>-1</sup> ]	$\delta W$ [km s <sup>-1</sup> ]
J19564+591	8.927	0.521	DR3	38.211	0.025	-1.188	0.503	43.64	0.14
J19565+591	8.615	1.105	EDR3	34.357	0.101	-1.85	1.066	44.398	0.33
J19573-125	-10.513	2.051	DR3	8.617	1.686	-44.231	0.928	-6.968	0.709
J19582+020	3.765	0.214	DR3	45.536	0.154	-46.685	0.142	-7.811	0.053
J19582+650	-51.168	0.293	DR3	-20.301	0.039	-58.293	0.277	3.913	0.09
J20005+593	20.728	30.458	DR3	-19.356	1.389	22.119	29.397	-5.815	7.849
J20011+002	-32.724	0.269	DR3	-16.255	0.195	-35.054	0.172	-5.193	0.071
J20034+298	-44.023	0.398	DR3	-11.459	0.154	-43.725	0.367	-64.427	0.018
J20037+644	-1.258	0.226	DR3	15.955	0.071	2.928	0.215	-6.968	0.078
J20038+059	30.086	0.19	DR3	63.567	0.127	-18.794	0.135	-4.735	0.045
J20039-081	-15.187	0.4	DR3	19.434	0.313	-35.632	0.209	34.594	0.137
J20050+544	7.264	23.943	DR3	107.286	0.581	-4.446	23.414	43.413	4.97
J20057+529	-36.259	0.313	DR3	-28.648	0.016	-32.921	0.307	-13.953	0.061
J20079-015	-5.158	0.388	DR3	-10.882	0.281	-13.796	0.24	-37.063	0.119
J20082+333	-10.229	6.013	DR3	-51.654	4.587	7.192	5.859	-9.326	4.266
J20093-012	-53.429	0.916	DR3	-28.291	0.659	-48.295	0.572	9.652	0.281
J20105+065	-52.15	1.25	Shk10	-26.692	0.808	-47.462	0.902	2.571	0.309
J20109+708	14.67	0.327	DR3	-13.637	0.077	3.115	0.3	26.335	0.11
J20112+161	-50.068	0.471	DR3	-31.714	0.256	-27.474	0.389	62.288	0.082
J20112+379	-66.409	0.252	DR3	-13.553	0.067	-63.775	0.243	-32.852	0.022
J20129+342	-18.499	3.082	EDR3	40.331	0.945	-32.449	2.934	37.472	0.051
J20132+029	-28.784	0.361	DR3	-31.204	0.243	-13.796	0.245	-5.712	0.104
J20138+133	-68.133	0.177	DR3	-72.787	0.101	-42.591	0.141	-36.123	0.042
J20139+066	-1.482	0.316	DR3	49.14	0.202	-47.92	0.231	-7.796	0.084
J20151+635	-4.925	0.196	DR3	-57.116	0.035	-5.535	0.187	-25.009	0.059
J20165+351	21.658	0.224	DR3	42.953	0.066	9.722	0.215	-13.304	0.011
J20187+158	-13.186	0.242	DR3	-11.585	0.128	-11.355	0.2	-11.986	0.047
J20195+080	-19.444	0.997	DR3	-2.431	0.618	-33.269	0.75	-25.59	0.287
J20198+229	-26.616	0.06	Bar18	-28.742	0.028	-15.384	0.054	2.038	0.013
J20220+216	-16.087	0.215	DR3	4.372	0.098	-21.733	0.19	-7.154	0.033
J20223+322	-24.855	0.189	DR3	-14.514	0.06	-21.928	0.179	-10.709	0.01
J20227+473	-47.777	0.396	DR3	-69.917	0.048	-38.866	0.392	-20.511	0.047
J20229+106	25.858	0.608	DR3	81.303	0.351	-23.775	0.473	9.668	0.159
J20260+585	-60.257	0.541	DR3	-23.117	0.035	-61.414	0.529	-8.511	0.11
J20269+275	-65.852	0.33	DR3	-52.518	0.636	-46.455	0.431	33.299	0.49
J20287-114	-26.266	0.501	DR3	-24.605	0.374	-18.444	0.246	-2.545	0.226
J20298+096	-37.692	19.422	DR3	-37.191	11.055	-23.888	14.955	-6.482	5.605
J20301+798	12.37	0.12	Jeff18	-18.852	0.044	8.796	0.102	-4.953	0.047
J20305+654	10.18	0.149	DR3	-20.186	0.025	8.625	0.142	-5.343	0.039
J20314+385	-24.525	1.095	DR3	-55.115	0.366	-12.985	1.072	19.475	0.225
J20336+617	-20.739	0.23	DR3	-76.739	0.033	-31.035	0.222	0.964	0.053
J20337+233	-18.416	0.89	DR3	-45.502	0.363	-5.293	0.8	-27.712	0.162
J20339+643	-42.003	0.454	DR3	52.995	0.072	-41.888	0.434	25.777	0.113
J20347+033	-47.404	0.21	DR3	-21.302	0.131	-63.891	0.148	-28.847	0.077
J20349+592	-105.19	0.289	DR3	27.619	0.025	-104.558	0.282	-3.308	0.057
J20367+388	-29.032	0.296	DR3	-4.478	0.058	-29.091	0.29	-16.968	0.007
J20373+219	-18.5	15.0	Haw96	25.739	6.287	-36.509	13.348	-16.733	3.092
J20403+616	-22.863	0.23	DR3	15.804	0.029	-19.824	0.223	-7.905	0.048
J20405+154	-59.299	0.405	DR3	-83.571	0.195	-27.782	0.338	-14.701	0.111
J20407+199	-34.88	0.06	Jeff18	-42.885	0.027	-14.583	0.053	16.269	0.016
J20409-101	-18.604	4.838	DR2	-14.071	3.431	4.199	2.539	22.438	2.365
J20418-324	-4.064	0.505	DR3	-8.886	0.399	-18.926	0.08	-9.962	0.299
J20429-189	5.234	0.143	DR3	-9.552	0.108	-64.921	0.061	-68.624	0.079
J20433+047	-48.864	2.589	DR3	-42.427	1.509	-39.677	1.863	-11.608	0.982
J20433+553	-74.7	15.0	Reid95	-143.18	0.977	-84.035	14.843	16.91	2.16
J20435+240	-19.391	1.401	DR3	-13.344	0.521	-18.084	1.271	-10.15	0.274
J20436+642	15.337	0.217	DR3	-13.861	0.037	20.102	0.208	-27.217	0.051
J20436-001	-63.47	0.212	DR3	-82.273	0.133	-14.574	0.14	5.775	0.091
J20443+197	2.947	1.676	EDR3	33.973	0.809	-22.052	1.491	-32.495	0.528

Table B.2: Carmencita identifier, radial velocities, and Galactic space velocities computed in this work (continued).

Karmn	$V_r$ [km s <sup>-1</sup> ]	$\delta V_r$ [km s <sup>-1</sup> ]	Ref. <sup>a</sup>	$U$ [km s <sup>-1</sup> ]	$\delta U$ [km s <sup>-1</sup> ]	$V$ [km s <sup>-1</sup> ]	$\delta V$ [km s <sup>-1</sup> ]	$W$ [km s <sup>-1</sup> ]	$\delta W$ [km s <sup>-1</sup> ]
J20445+089N	-41.23	0.07	Jeff18	-43.913	0.044	-22.412	0.055	0.973	0.037
J20445+089S	-28.57	0.192	DR3	-36.511	0.104	-12.785	0.147	-2.718	0.067
J20450+444	-24.991	0.151	DR3	-29.993	0.016	-21.833	0.15	-10.229	0.005
J20451-313	-6.898	0.366	DR3	-11.885	0.286	-16.479	0.064	-8.81	0.219
J20488+197	15.67	0.13	Jeff18	44.54	1.79	-3.598	1.024	-1.991	1.845
J20496-003	-59.851	0.327	DR3	-47.342	0.2	-55.186	0.215	-12.055	0.145
J20519+691	-30.971	0.194	DR3	-8.167	0.062	-27.639	0.182	-26.61	0.072
J20525-169	16.308	8.0E-4	Sou18	16.624	0.001	7.208	0.001	-2.539	0.002
J20532-023	-40.955	0.678	DR3	-46.291	0.634	-22.792	0.436	-4.28	0.654
J20533+621	-17.787	0.126	DR3	22.102	0.019	-11.14	0.123	-19.218	0.024
J20535+106	-20.139	0.343	DR3	25.07	0.171	-34.142	0.27	15.766	0.124
J20549+675	-13.083	0.288	DR3	-22.682	0.064	-16.465	0.272	-10.366	0.072
J20556-140N	-142.098	0.021	Bar18	-140.637	0.288	-85.287	0.133	9.932	0.339
J20556-140S	-140.859	0.441	DR3	-142.439	0.306	-85.774	0.204	5.079	0.247
J20567-104	35.54	0.152	DR3	57.256	0.102	-55.289	0.085	-48.305	0.083
J20568-048	-44.169	0.328	DR3	-59.995	0.211	-37.197	0.197	-31.341	0.173
J20574+223	-30.677	0.223	DR3	-35.406	0.081	-31.719	0.201	-40.825	0.059
J20586+342	11.226	0.19	DR3	-7.751	0.042	8.005	0.184	-38.847	0.029
J21000+400	-28.7	15.0	Reid95	-18.684	1.969	-29.475	14.834	-42.004	1.037
J21001+495	-49.057	0.189	DR3	-42.865	0.013	-48.787	0.188	-0.748	0.015
J21012+332	-39.177	0.476	DR3	-17.644	0.366	-40.914	0.464	-27.479	0.387
J21013+332	-25.0	4.0	New14	-16.358	0.93	-26.481	3.86	-27.239	0.709
J21014+207	-3.224	1.122	DR3	54.31	1.215	-23.97	1.149	6.633	1.217
J21019-063	-15.206	0.138	DR3	13.679	0.086	-34.025	0.08	7.706	0.073
J21027+349	-42.213	6.085	DR3	-1.671	1.164	-50.4	5.917	-52.737	0.821
J21044+455	-43.42	0.271	DR3	-17.444	0.019	-43.03	0.271	-27.046	0.015
J21048-169	-10.891	0.275	DR3	98.489	0.189	-167.019	0.125	13.722	0.167
J21055+061	-12.37	0.213	DR3	-10.853	0.108	-5.898	0.158	5.662	0.094
J21057+502	-13.252	0.677	DR3	-14.823	0.011	-13.13	0.676	-8.892	0.025
J21059+044	-68.227	0.273	DR3	-34.464	0.143	-64.463	0.197	8.297	0.125
J21074+468	-22.811	0.534	DR3	-18.303	0.017	-22.237	0.534	9.736	0.009
J21076-130	-0.442	2.246	DR3	-1.382	1.464	-7.673	1.074	-7.017	1.322
J21087-044N	27.6	15.0	Haw96	21.526	8.835	15.855	9.078	-9.944	8.033
J21087-044S	-2.015	0.507	DR3	7.966	0.32	-4.476	0.313	7.465	0.298
J21092-133	-58.349	0.159	DR3	-26.583	0.104	-125.976	0.081	-31.449	0.096
J21100-193	-6.435	0.88	DR3	-10.002	0.597	-15.281	0.335	-9.799	0.553
J21109+294	-9.122	2.091	DR2	52.615	3.355	-23.353	2.334	-1.873	3.31
J21123+359	-25.491	0.202	DR3	-29.948	0.042	-22.337	0.198	-6.614	0.041
J21127-073	-11.553	0.622	DR3	-16.118	0.373	-11.521	0.351	-8.08	0.354
J21137+087	-15.067	1.464	EDR3	-13.227	0.679	-19.145	1.13	-13.016	0.656
J21138+180	-50.41	0.279	DR3	-58.187	0.106	-47.185	0.241	-32.394	0.104
J21145+508	9.661	0.513	DR3	-19.461	0.023	9.446	0.513	-19.589	0.018
J21147+380	-22.745	0.349	DR3	-42.918	0.051	-15.234	0.343	18.907	0.052
J21152+257	-16.312	0.221	DR3	6.475	0.061	-28.269	0.204	-29.591	0.062
J21160+298E	-3.878	0.703	DR3	-16.206	0.19	-2.819	0.666	-10.324	0.197
J21160+298W	-3.579	0.543	DR3	-17.39	0.12	-2.381	0.515	-10.966	0.124
J21164+025	-22.31033	0.02501	Lafa20	-24.046	0.014	-18.214	0.018	-5.165	0.014
J21173+208N	-41.652	0.298	DR3	-70.868	0.101	-18.652	0.265	7.281	0.104
J21173+208S	-41.417	0.545	DR3	-71.092	0.177	-17.593	0.484	9.191	0.183
J21173+640	7.0	4.0	New14	-34.598	0.854	6.839	3.85	-37.268	0.758
J21176-089N	5.232	1.176	DR3	11.801	0.716	-1.322	0.645	1.814	0.715
J21176-089S	6.758	0.521	DR3	12.796	0.31	0.592	0.282	1.981	0.31
J21185+302	-25.005	2.05	DR3	-9.882	0.428	-25.198	1.948	-4.36	0.473
J21221+229	5.448	0.205	DR3	-9.696	0.058	8.396	0.185	-1.922	0.066
J21243+085	-21.5	15.0	Haw96	31.76	6.823	-35.379	11.611	16.739	7.491
J21245+400	-69.253	37.913	DR3	-52.863	2.853	-65.479	37.491	4.09	4.868
J21267+037	-4.952	0.176	DR3	5.103	0.082	-8.242	0.125	2.793	0.093
J21272-068	52.645	0.145	DR3	40.703	0.08	3.836	0.084	-45.964	0.089
J21275+340	-67.522	0.152	DR3	30.738	0.062	-69.363	0.147	22.504	0.065

Table B.2: Carmencita identifier, radial velocities, and Galactic space velocities computed in this work (continued).

Karmn	$V_r$ [km s <sup>-1</sup> ]	$\delta V_r$ [km s <sup>-1</sup> ]	Ref. <sup>a</sup>	$U$ [km s <sup>-1</sup> ]	$\delta U$ [km s <sup>-1</sup> ]	$V$ [km s <sup>-1</sup> ]	$\delta V$ [km s <sup>-1</sup> ]	$W$ [km s <sup>-1</sup> ]	$\delta W$ [km s <sup>-1</sup> ]
J21277+072	-12.3	15.0	Haw96	57.906	6.447	-60.279	11.292	-16.424	7.48
J21280+179	-31.36	0.221	DR3	-37.541	0.073	-13.669	0.19	19.061	0.088
J21283-223	41.87	0.185	DR3	48.757	0.119	-9.737	0.063	-19.988	0.129
J21296+176	-25.1	15.0	Reid95	-38.919	4.795	-16.978	12.872	-4.752	6.027
J21313-097	-71.443	22.313	DR3	-71.233	12.48	-41.864	11.732	14.976	14.304
J21323+245	0.391	0.791	DR3	-15.693	0.187	-1.311	0.722	-15.877	0.264
J21338+017N	-18.621	0.903	DR3	20.689	0.416	-54.733	0.618	-16.512	0.51
J21338+017S	-18.517	0.556	DR3	21.352	0.257	-54.865	0.381	-16.313	0.314
J21338-068	3.304	4.952	Ter15	11.293	2.626	-31.492	2.813	-24.151	3.117
J21348+515	-14.345	0.188	DR3	-44.599	0.025	-18.228	0.187	-6.392	0.019
J21366+394	0.718	1.678	EDR3	25.87	0.115	-0.296	1.653	2.221	0.283
J21369+561	-63.329	0.208	DR3	-6.542	0.031	-65.875	0.206	17.115	0.015
J21374-059	5.4	3.3	Z21	-4.032	1.749	14.068	1.986	1.104	2.131
J21376+016	-10.999	6.7	DR3	-11.421	3.014	-14.886	4.567	-7.42	3.868
J21378+530	-43.0	1.0	Giz02	-34.718	0.145	-46.81	0.994	-25.299	0.088
J21380+277	-14.764	0.281	DR3	-22.421	0.052	-17.395	0.262	-17.934	0.088
J21399+276	21.604	0.482	DR3	-3.503	0.341	8.987	0.461	-43.669	0.347
J21402+370	-34.804	0.186	DR3	61.735	0.02	-37.577	0.181	12.544	0.04
J21419+276	5.438	2.47	DR3	30.691	0.528	5.786	2.3	16.363	0.841
J21421-121	-8.738	2.454	DR3	22.511	1.328	-96.025	1.2	-37.676	1.683
J21441+170N	-4.749	0.861	DR3	-16.389	0.242	-5.814	0.73	-10.683	0.386
J21441+170S	-3.773	0.336	DR3	-16.609	0.095	-4.966	0.285	-11.391	0.151
J21442+066	29.469	2.704	DR3	43.787	1.037	13.95	2.001	-4.27	1.493
J21449+442	-28.345	0.152	DR3	58.731	0.017	-32.048	0.151	-40.358	0.026
J21450+198	-8.198	1.687	DR3	26.143	0.509	-27.136	1.489	-21.406	0.77
J21450-057	23.67	0.223	DR3	36.763	0.109	-12.937	0.131	-20.313	0.147
J21454-059	-53.393	0.601	DR3	4.272	0.293	-62.184	0.348	29.803	0.395
J21463+382	-82.911	0.177	DR3	-5.023	0.008	-82.394	0.174	10.265	0.036
J21466+668	-9.212	0.249	DR3	-29.32	0.069	-16.547	0.235	-9.036	0.045
J21466-001	-28.386	0.282	DR3	-32.365	0.125	-45.356	0.185	-24.964	0.175
J21469+466	-5.971	0.434	DR3	-16.602	0.024	-8.239	0.431	-14.325	0.04
J21472-047	-31.795	0.5	DR3	-25.766	0.236	-20.048	0.297	11.911	0.327
J21474+627	-61.743	0.279	DR3	40.697	0.066	-55.709	0.269	12.028	0.035
J21478+502	-15.798	0.389	DR3	-76.748	0.043	-23.866	0.387	-10.66	0.026
J21479+058	-46.104	0.186	DR3	-29.15	0.076	-70.923	0.137	-29.175	0.109
J21481+014	-22.962	0.716	DR3	-33.964	0.299	-22.97	0.483	-11.013	0.436
J21482+279	-0.39	0.211	DR3	47.094	0.034	-18.109	0.197	-27.714	0.072
J21512+128	-65.474	0.419	DR3	-87.485	0.131	-50.682	0.337	-3.15	0.216
J21518+136	-26.0	4.0	New14	-15.819	1.166	-27.361	3.249	-1.647	2.022
J21521+056	-15.1	1.5	Shk12	-7.452	3.202	-27.699	2.829	-13.201	2.933
J21521+274	-130.062	0.44	DR3	10.517	0.071	-156.288	0.407	-37.01	0.157
J21539+417	-48.993	0.149	DR3	-7.515	0.014	-59.171	0.147	-53.74	0.029
J21566+197	-43.351	0.473	DR3	27.693	0.109	-60.729	0.411	-7.446	0.218
J21569-019	-59.532	0.907	DR3	-106.821	0.378	-17.888	0.569	5.978	0.599
J21574+081	-26.739	0.183	DR3	-42.961	0.061	-18.513	0.138	-1.992	0.106
J21584+755	-18.014	0.14	DR3	-13.267	0.052	-20.206	0.124	-17.959	0.04
J21585+612	-56.76	2.613	DR3	-48.089	0.615	-66.597	2.529	-40.791	0.232
J21593+418	-37.968	0.217	DR3	17.58	0.013	-43.657	0.214	-30.5	0.042
J22012+283	-6.438	1.198	DR3	-14.472	0.131	-7.595	1.109	-6.043	0.432
J22012+323	-23.413	0.292	DR3	-20.76	0.022	-22.108	0.277	3.466	0.091
J22018+164	-15.68	1.29	EDR3	-34.111	0.945	-11.018	1.115	-2.716	0.963
J22020-194	-23.913	0.199	DR3	-58.791	0.111	-12.699	0.073	-14.72	0.157
J22021+014	17.993	0.161	DR3	31.402	0.06	5.062	0.107	-4.642	0.104
J22033+674	-88.532	0.569	DR3	1.323	0.173	-81.671	0.534	-68.421	0.096
J22035+036	13.938	2.834	DR3	11.225	0.978	0.428	1.968	-15.474	1.788
J22051+051	-9.407	0.691	DR3	-58.562	0.228	-3.249	0.491	-19.351	0.43
J22057+656	-46.76	0.223	DR3	28.674	0.065	-45.506	0.211	32.887	0.032
J22058-119	18.52	4.604	DR3	43.258	2.16	-2.796	2.219	0.113	3.454
J22060+393	-17.824	0.232	DR3	22.041	0.014	-25.866	0.226	-34.284	0.056

Table B.2: Carmencita identifier, radial velocities, and Galactic space velocities computed in this work (continued).

Karmn	$V_r$ [km s <sup>-1</sup> ]	$\delta V_r$ [km s <sup>-1</sup> ]	Ref. <sup>a</sup>	$U$ [km s <sup>-1</sup> ]	$\delta U$ [km s <sup>-1</sup> ]	$V$ [km s <sup>-1</sup> ]	$\delta V$ [km s <sup>-1</sup> ]	$W$ [km s <sup>-1</sup> ]	$\delta W$ [km s <sup>-1</sup> ]
J22063+173	-35.737	0.283	DR3	-35.386	0.06	-31.081	0.238	4.67	0.143
J22067+034	-38.486	0.439	DR3	-30.785	0.149	-51.685	0.303	-11.682	0.282
J22088+117	-8.92	0.75	Jeff18	-10.006	0.19	-15.077	0.587	-9.525	0.426
J22095+118	-24.401	0.579	DR3	-18.188	0.147	-38.522	0.454	-18.167	0.33
J22096-046	-15.612	0.161	DR3	-43.569	0.064	-17.649	0.094	-16.573	0.115
J22097+410	-90.672	0.217	DR3	-48.158	0.025	-92.438	0.212	13.342	0.05
J22102+587	-24.697	0.466	DR3	4.58	0.107	-24.052	0.453	-6.816	0.018
J22107+079	-5.6	0.6	Dy54	-33.858	0.191	-9.39	0.444	-17.841	0.372
J22112+410	8.72	0.218	DR3	2.984	0.017	16.231	0.213	32.342	0.048
J22112-025	-24.007	0.379	DR3	-41.818	0.145	-28.216	0.231	-12.428	0.267
J22114+409	-17.452	0.709	DR3	2.94	0.038	-15.508	0.691	10.092	0.153
J22115+184	-52.008	0.15	DR3	-29.649	0.027	-42.033	0.127	22.206	0.076
J22117-207	-20.749	8.204	DR3	-29.239	4.081	-23.629	2.759	-2.177	6.561
J22125+085	8.191	0.168	DR3	22.57	0.046	-27.834	0.126	-37.517	0.103
J22134-147	49.424	0.343	DR3	74.187	0.159	-6.629	0.15	-23.793	0.268
J22135+259	-19.472	0.492	DR3	-7.22	0.048	-26.219	0.444	-11.729	0.206
J22137-176	-22.871	0.626	DR3	-38.987	0.296	-29.619	0.24	-8.709	0.497
J22138+052	1.583	0.218	DR3	-15.26	0.065	-6.352	0.154	-16.445	0.141
J22142+255	-17.26	4.523	DR3	-21.744	0.691	-24.679	4.074	-16.659	1.96
J22154+662	-0.112	0.277	DR3	-9.136	0.085	-5.204	0.261	14.287	0.039
J22160+546	-8.498	0.916	DR3	-19.875	0.185	-12.962	0.897	-6.174	0.027
J22163+709	-4.867	0.267	DR3	-71.855	0.096	-20.079	0.244	-56.593	0.057
J22173-088N	35.64	0.782	DR3	40.317	0.316	10.308	0.405	-18.774	0.594
J22173-088S	34.591	2.139	DR3	40.718	0.854	11.645	1.104	-16.268	1.621
J22176+565	-13.736	1.118	DR3	-27.637	0.802	-20.4	1.104	3.56	0.733
J22202+067	-36.738	0.476	DR3	-41.844	0.124	-15.113	0.342	23.271	0.307
J22212+377	-3.667	0.446	DR3	-28.668	0.038	-7.656	0.428	-8.349	0.126
J22228+280	-51.009	0.567	DR3	-40.61	0.041	-60.553	0.516	-14.444	0.234
J22231-176	-3.306	0.345	DR3	-1.063	0.152	-25.657	0.131	-8.402	0.281
J22234+324	-20.715	0.427	DR3	-3.977	0.019	-28.241	0.399	-16.0	0.153
J22249+520	10.8	1.155	DR3	-33.55	0.226	5.736	1.129	17.019	0.093
J22250+356	4.61	0.193	DR3	12.071	0.011	2.165	0.183	-9.555	0.062
J22252+594	3.719	0.268	DR3	4.699	0.071	6.122	0.259	-32.973	0.014
J22262+030	-1.607	0.866	DR3	69.756	0.238	-25.226	0.58	5.295	0.601
J22264+583	-7.981	0.444	DR3	19.477	0.114	-3.087	0.429	0.015	0.007
J22270+068	-6.492	0.286	DR3	-10.189	0.067	-8.714	0.204	-3.211	0.189
J22279+576	-29.0	15.0	Reid95	20.872	3.802	-24.51	14.51	3.565	0.009
J22287+189	-46.816	0.186	DR3	-12.554	0.023	-49.794	0.155	6.949	0.1
J22289-134	5.5	15.0	Haw96	37.935	5.88	-40.938	6.558	-10.533	12.142
J22290+016	-16.456	0.117	DR3	2.1	0.032	-26.645	0.076	-0.372	0.083
J22298+414	1.871	0.254	DR3	-82.519	0.047	-11.463	0.245	-16.75	0.067
J22300+488	-2.96	0.93	Jeff18	15.434	0.166	-0.48	0.907	-1.901	0.125
J22330+093	-6.372	0.276	DR3	-33.285	0.053	-6.801	0.203	-7.659	0.179
J22333-096	-19.271	3.177	DR3	-22.962	1.107	-14.166	1.556	5.423	2.539
J22347+040	-1.852	0.405	DR3	0.795	0.094	7.749	0.273	10.325	0.285
J22348-010	-12.9	15.0	Haw96	-110.715	4.123	-17.543	9.114	-37.826	11.178
J22353+746	-6.295	0.278	DR3	-42.363	0.355	-23.781	0.271	-8.459	0.252
J22361-008	9.727	0.15	DR3	22.693	0.044	-32.531	0.095	-31.453	0.113
J22373+299	-38.665	0.196	DR3	-7.395	0.036	-55.977	0.179	-29.198	0.088
J22374+395	-57.279	0.967	EDR3	31.109	0.272	-59.711	0.925	-10.479	0.458
J22385-152	-37.4	15.0	Reid95	-60.509	5.587	8.959	6.007	22.099	12.581
J22387+252	-9.041	0.65	DR3	-34.415	0.028	-18.109	0.57	-15.82	0.312
J22387-206N	-5.947	3.959	DR3	-16.322	1.607	-8.827	1.248	-4.035	3.396
J22387-206S	-28.5	15.0	Reid95	-26.237	6.089	-16.693	4.727	14.675	12.868
J22406+445	27.401	0.558	DR3	-71.809	0.878	5.349	0.597	-48.588	0.517
J22415+188	-15.484	0.258	DR3	-39.353	0.215	-15.46	0.226	-0.147	0.198
J22415+260	6.7	2.2	Z21	-2.087	0.012	10.084	1.936	4.566	1.044
J22426+176	-13.269	0.24	DR3	-114.227	0.077	-11.716	0.197	-9.142	0.147
J22433+221	-10.813	32.551	DR3	-31.294	1.142	-18.511	27.637	-11.382	17.161

Table B.2: Carmencita identifier, radial velocities, and Galactic space velocities computed in this work (continued).

Karmn	$V_r$ [km s <sup>-1</sup> ]	$\delta V_r$ [km s <sup>-1</sup> ]	Ref. <sup>a</sup>	$U$ [km s <sup>-1</sup> ]	$\delta U$ [km s <sup>-1</sup> ]	$V$ [km s <sup>-1</sup> ]	$\delta V$ [km s <sup>-1</sup> ]	$W$ [km s <sup>-1</sup> ]	$\delta W$ [km s <sup>-1</sup> ]
J22437+192	11.995	0.953	DR3	16.707	0.191	3.345	0.797	-14.622	0.568
J22440+405	10.607	0.189	DR3	10.586	0.026	10.009	0.18	-9.151	0.053
J22441+405	12.063	0.158	DR3	11.451	0.022	11.264	0.15	-10.525	0.044
J22457+016	-25.522	0.314	DR3	-25.47	0.069	-29.635	0.199	1.893	0.235
J22464-066	4.469	1.657	DR3	-31.018	0.462	-56.403	0.859	-52.355	1.34
J22468+443	-0.232	0.174	DR3	19.867	0.031	3.101	0.167	-1.594	0.039
J22476+184	-19.035	0.785	DR3	-56.358	0.848	-15.569	0.734	5.687	0.713
J22479+318	-0.756	0.297	DR3	-42.647	0.027	-6.776	0.27	-5.917	0.121
J22489+183	8.027	3.293	DR3	8.081	0.169	1.109	2.669	-11.506	1.922
J22503-070	-5.949	0.152	DR3	1.397	0.041	4.828	0.077	10.713	0.125
J22506+348	10.128	0.202	DR3	-81.221	0.052	-4.34	0.187	-14.922	0.08
J22507+286	11.682	0.161	DR3	-15.662	0.015	2.559	0.143	-18.885	0.074
J22509+499	-17.69	0.54	Jeff18	-10.033	0.129	-21.758	0.519	-5.649	0.079
J22518+317	-3.101	0.477	DR3	-29.879	0.044	-14.435	0.432	-18.087	0.199
J22524+099	-11.0	15.0	Reid95	-61.765	1.731	-23.434	10.822	-19.033	10.244
J22526+750	-20.403	0.373	DR3	4.012	0.155	-16.716	0.327	-16.891	0.09
J22532-142	-2.086	0.146	DR3	-12.463	0.045	-19.872	0.058	-11.252	0.126
J22543+609	-30.669	0.282	DR3	65.467	0.095	-10.032	0.266	15.175	0.012
J22547-054	-12.2	15.0	Haw96	-83.705	3.914	4.391	7.943	-6.607	12.288
J22559+057	9.478	0.229	DR3	-18.608	0.039	-27.425	0.154	-41.688	0.168
J22559+178	-32.002	0.191	DR3	1.901	0.006	-30.763	0.152	12.496	0.115
J22565+165	-27.866	0.132	DR3	32.46	0.007	-17.058	0.104	25.534	0.082
J22576+373	-61.879	0.257	DR3	80.886	0.049	-48.825	0.239	13.332	0.092
J23028+436	-3.13	1.115	DR3	8.054	0.241	-0.383	1.05	3.969	0.288
J23036+097	-7.685	0.721	DR3	-22.277	0.057	-6.197	0.509	2.316	0.508
J23045+667	6.561	0.141	DR3	-25.252	0.054	-1.314	0.13	-18.075	0.015
J23051+452	-0.4	2.6	Z21	-41.064	0.662	-11.262	2.453	-2.282	0.631
J23051+519	-8.871	0.376	DR3	-2.057	0.108	-12.894	0.356	-21.223	0.051
J23060+639	-25.153	0.309	DR3	-5.44	0.114	-28.29	0.286	-15.462	0.019
J23063+126	-3.53	0.96	Shk10	-63.346	0.659	-38.376	0.749	-39.906	0.723
J23064-050	-53.32285	0.02824	Lafa20	-44.33	0.045	-67.534	0.03	12.029	0.032
J23065+717	-20.255	0.226	DR3	-95.219	0.105	-64.322	0.202	-12.002	0.05
J23075+686	23.108	0.234	DR3	-82.448	0.095	-6.925	0.213	-25.625	0.033
J23081+033	30.873	0.202	DR3	-39.698	0.026	21.106	0.126	-28.764	0.157
J23083-154	-1.176	4.394	DR3	-10.281	1.165	-6.466	1.589	-4.352	3.927
J23088+065	-13.353	1.058	DR3	-15.803	0.204	-13.233	0.704	4.396	0.793
J23089+551	-54.0	4.0	New14	-11.558	1.277	-61.536	3.775	-4.453	0.344
J23096-019	-5.561	0.327	DR3	-9.597	0.325	-57.653	0.369	-33.945	0.338
J23107-192	26.364	0.3	DR3	63.754	0.116	-123.591	0.192	-49.643	0.275
J23113+085	-10.73	0.1	Marf21	40.813	2.041	-16.888	1.489	2.14	1.391
J23121-141	39.382	0.3	DR3	48.734	0.074	-31.365	0.115	-44.063	0.269
J23142-196N	1.56	0.191	DR3	-40.169	0.054	-9.377	0.055	-16.688	0.175
J23142-196S	3.44	5.582	DR3	-40.124	1.535	-9.158	1.608	-18.654	5.12
J23161+067	26.297	0.365	DR3	-1.175	0.022	-4.949	0.239	-39.199	0.276
J23166+196	13.904	0.789	EDR3	34.614	2.111	6.581	1.441	-17.501	1.73
J23174+196	-1.924	0.407	DR3	-18.707	0.311	-16.26	0.348	-15.749	0.295
J23174+382	-5.6	1.133	DR3	32.162	0.255	-7.035	1.029	-21.431	0.421
J23175+063	25.93	0.237	DR3	-1.078	0.016	-5.359	0.154	-38.727	0.181
J23182+462	-5.429	0.153	DR3	-36.915	0.045	-16.335	0.143	2.007	0.037
J23182+795	2.088	0.475	DR3	-68.808	0.221	-19.545	0.398	-43.245	0.144
J23193+154	11.761	0.24	DR3	1.958	0.02	-8.87	0.179	-27.542	0.162
J23194+790	-16.969	2.524	DR3	-9.634	1.151	-23.127	2.123	-6.561	0.735
J23215+568	-41.184	0.254	DR3	30.073	0.091	-34.654	0.237	-26.56	0.025
J23216+172	-6.308	0.165	DR3	57.804	0.016	-33.121	0.126	-33.937	0.108
J23220+569	-37.754	0.264	DR3	-41.222	0.098	-56.639	0.247	-4.871	0.021
J23229+372	5.049	0.194	DR3	-4.454	0.044	0.256	0.174	-10.059	0.074
J23234+155	-44.434	0.184	DR3	24.901	0.013	-59.928	0.136	-1.528	0.124
J23245+578	-33.755	0.128	DR3	21.519	0.047	-28.633	0.119	-13.583	0.008
J23249+506	-14.498	0.173	DR3	1.615	0.069	-14.867	0.156	2.674	0.034

Table B.2: Carmencita identifier, radial velocities, and Galactic space velocities computed in this work (continued).

Karmn	$V_r$ [km s <sup>-1</sup> ]	$\delta V_r$ [km s <sup>-1</sup> ]	Ref. <sup>a</sup>	$U$ [km s <sup>-1</sup> ]	$\delta U$ [km s <sup>-1</sup> ]	$V$ [km s <sup>-1</sup> ]	$\delta V$ [km s <sup>-1</sup> ]	$W$ [km s <sup>-1</sup> ]	$\delta W$ [km s <sup>-1</sup> ]
J23252+009	8.744	0.328	DR3	-22.238	0.059	-84.829	0.193	-71.305	0.271
J23256+531	-30.26	3.931	DR3	-110.064	1.346	-72.75	3.658	1.163	0.522
J23261+170	-1.165	0.941	DR3	-9.005	0.135	-8.112	0.707	-6.473	0.623
J23262+088	-44.71	0.175	DR3	-59.454	0.034	-35.142	0.118	28.736	0.132
J23262+278	9.924	1.998	DR3	5.347	0.33	8.125	1.676	-7.633	1.04
J23265+121	13.355	0.456	DR3	-86.224	0.046	-1.757	0.319	-16.678	0.326
J23293+414N	-15.349	0.341	DR3	-19.889	0.094	-25.382	0.309	-6.809	0.11
J23293+414S	-15.336	0.604	DR3	-19.767	0.349	-25.275	0.562	-6.653	0.229
J23301-026	17.81	2.736	DR3	-10.594	0.231	-10.408	1.404	-28.088	2.339
J23302-203	-8.18	1.07	Schn19	-15.845	0.241	-24.767	0.271	-1.73	1.007
J23308+157	-3.836	0.16	DR3	21.496	0.015	-2.797	0.117	0.188	0.109
J23317-027	-4.8	0.3	Malo14	-8.214	0.03	-17.586	0.153	-5.562	0.257
J23318+199E	-0.207	0.824	DR3	-14.129	0.095	-7.614	0.632	-6.332	0.52
J23318+199W	27.8	15.0	Reid95	-17.805	1.736	15.391	11.503	-22.077	9.469
J23323+540	0.458	0.2	DR3	-28.469	0.074	-11.917	0.185	-9.518	0.025
J23327-167	-0.47	0.74	Schn19	-13.858	0.138	-22.333	0.226	-9.555	0.691
J23340+001	-4.887	0.16	DR3	87.756	0.022	-23.648	0.089	-5.029	0.134
J23350+016	-10.442	0.442	DR3	-31.024	0.019	-16.846	0.248	0.202	0.366
J23350+252	-5.237	0.284	DR3	-9.208	0.048	1.549	0.229	14.222	0.161
J23351-023	-40.814	0.782	DR3	-11.898	0.048	-53.067	0.397	15.314	0.672
J23354+300	17.414	0.686	DR3	36.87	0.306	10.163	0.601	-33.134	0.46
J23357+419	-24.12	0.145	DR3	-83.274	0.073	-54.49	0.133	-0.922	0.052
J23364+554	-13.227	0.778	DR3	-49.735	0.297	-38.2	0.716	-30.19	0.081
J23376-128	-25.97	0.13	Schn19	-6.887	0.267	-51.691	0.326	7.182	0.166
J23381-162	20.346	0.188	DR3	20.819	0.031	8.896	0.057	-15.184	0.177
J23386+391	-1.087	0.499	DR3	42.027	0.143	-3.546	0.442	-38.149	0.185
J23389+210	-7.344	15.466	DR3	-59.329	2.317	-9.179	11.837	14.703	9.681
J23401+606	3.7	15.0	Reid95	-1.275	6.175	2.81	13.668	-35.781	0.317
J23414+200	-9.941	0.349	DR3	34.766	0.055	-6.87	0.263	-0.743	0.224
J23419+441	-77.29	0.185	DR3	32.307	0.061	-74.17	0.167	0.174	0.054
J23423+349	-6.155	1.472	DR3	0.956	0.395	-14.463	1.266	-15.025	0.643
J23428+308	-11.284	0.425	DR3	28.423	0.102	-7.897	0.355	-4.218	0.211
J23431+365	-3.853	0.413	DR3	-29.228	0.117	-20.27	0.358	-13.405	0.17
J23438+325	-15.73	0.09	Jeff18	21.995	0.535	-7.473	0.268	8.082	0.243
J23438+610	-16.657	0.456	DR3	63.042	0.192	10.426	0.413	-27.1	0.015
J23439+647	14.56	1.08	Shk10	-74.728	0.47	-19.6	0.971	-6.567	0.054
J23443+216	-5.368	0.28	DR3	-40.717	0.054	-18.119	0.214	-2.178	0.175
J23455-161	-25.5	15.0	Reid95	32.553	2.094	-26.427	4.426	23.419	14.201
J23462+284	-10.044	0.342	DR3	-4.815	0.08	-8.543	0.278	7.901	0.183
J23480+490	19.672	0.183	DR3	-51.389	0.07	-1.984	0.166	-10.943	0.04
J23489+098	2.034	1.285	DR3	-23.524	0.136	-20.307	0.817	-16.555	0.985
J23492+024	-71.366	0.118	DR3	-8.805	0.006	-70.296	0.064	39.8	0.099
J23492+100	25.244	3.101	DR3	20.799	0.309	-23.007	1.978	-54.897	2.371
J23496+083	-14.431	0.219	DR3	-8.002	0.021	-21.207	0.135	2.599	0.172
J23505-095	-21.013	0.718	DR3	-29.568	0.06	-57.92	0.275	-3.116	0.662
J23506+099	-7.332	0.224	DR3	-64.614	0.042	-15.291	0.143	5.558	0.172
J23509+384	-22.224	0.447	DR3	23.602	0.142	-21.184	0.387	-9.222	0.174
J23517+069	2.271	0.584	DR3	22.069	0.051	-21.912	0.349	-21.488	0.466
J23523-146	17.6	15.0	Haw96	-28.507	1.572	-40.63	4.556	-34.463	14.223
J23541+516	-41.152	0.247	DR3	-13.462	0.1	-50.113	0.223	8.295	0.044
J23544+081	-34.305	0.976	DR3	55.801	1.148	-3.961	0.839	33.217	0.838
J23548+385	6.21	0.42	DR3	9.626	0.138	8.049	0.361	-6.285	0.164
J23554-039	-19.058	0.383	DR3	-85.96	0.134	-50.045	0.185	-3.497	0.344
J23556-061	17.479	0.031	Bar21	51.417	0.031	-0.523	0.028	-18.724	0.03
J23560+150	12.664	0.267	DR3	23.815	0.046	2.242	0.181	-21.0	0.191
J23569+230	-18.578	0.226	DR3	34.051	0.053	-30.739	0.17	-20.062	0.14
J23573-129E	20.5	15.0	Reid95	-16.721	0.976	-0.995	4.78	-23.165	14.184
J23573-129W	20.35	0.368	DR3	-16.906	0.033	-0.145	0.118	-22.734	0.348
J23577+197	2.642	0.202	DR3	9.328	0.045	-28.778	0.147	-38.373	0.135



Table B.2: Carmencita identifier, radial velocities, and Galactic space velocities computed in this work (continued).

Karmn	$V_r$ [km s <sup>-1</sup> ]	$\delta V_r$ [km s <sup>-1</sup> ]	Ref. <sup>a</sup>	$U$ [km s <sup>-1</sup> ]	$\delta U$ [km s <sup>-1</sup> ]	$V$ [km s <sup>-1</sup> ]	$\delta V$ [km s <sup>-1</sup> ]	$W$ [km s <sup>-1</sup> ]	$\delta W$ [km s <sup>-1</sup> ]
J23577+233	-35.79	0.17	Jeff18	-28.022	1.114	-102.482	0.764	-56.693	0.909
J23578+386	-6.194	0.675	DR3	25.271	0.253	-1.557	0.58	-9.423	0.282
J23582-174	-3.747	4.07	DR3	-33.038	0.405	-14.021	1.023	-3.157	3.919
J23585+076	11.409	0.029	Bar21	4.89	0.068	-13.22	0.085	-24.802	0.072
J23587+467	-23.769	15.281	DR3	-37.424	5.951	-44.28	13.517	-3.498	4.008
J23598+477	-47.0	15.0	Haw96	-45.592	5.921	-79.357	13.281	-21.439	3.684

**Notes.** <sup>(a)</sup> Bar18: Baroch et al. (2018); Bar21: Baroch et al. (2021); Burg15: Burgasser et al. (2015); D22: Ding et al. (2022); DR2: Gaia Collaboration et al. (2018); DR3: Gaia Collaboration et al. (2023); Des12: Deshpande et al. (2012); Dy54: Dyer (1954); EDR3: Gaia Collaboration et al. (2021); Giz02: Gizis et al. (2002); Hal18: Halbwachs et al. (2018); Haw96: Reid et al. (1995a); Jeff18: Jeffers et al. (2018); Kou19: Kounkel et al. (2019b); Lafa20: Lafarga et al. (2020); Malo14: Malo et al. (2014); Marf21: Marfil et al. (2021); New14: Newton et al. (2014); New16: Newton et al. (2016); Per17: Perger et al. (2017); RAVE5: Kunder et al. (2017); RB09: Reiners & Basri (2009); Reid95: Reid et al. (1995a); Schn19: Schneider et al. (2019); Shk10: Shkolnik et al. (2010); Shk12: Shkolnik et al. (2012); Sou18: Soubiran et al. (2018); Ter15: Terrien et al. (2015); Wil67: Wilson (1967); Z21: Zhang et al. (2021a).

Table B.3: Carmencita identifier and compiled activity parameters.

Karmin	$v \sin i$ flag	$v \sin i$ [ $\text{kms}^{-1}$ ]	Ref. <sup>a</sup>	$P$ [d]	Ref. <sup>b</sup>	pEW(H $\alpha$ ) [Å]	Ref. <sup>c</sup>	$\log L_X/L_J^d$	$NUV - J^e$ [mag]
J00012+139S	...	...	...	...	...	-0.41	Lep13	...	11.498
J00033+046	...	...	...	...	...	0.41±0.08	Gai14	...	12.348
J00051+457	<	2.0	Rein18	15.37±0.09	DA19	0.347±0.018	Fuhr22	...	...
J00067-075	<	2.0	Rein18	126.0±15.0	SM23	-0.057±0.069	Fuhr22	...	...
J00079+080	...	...	...	...	...	-1.782±0.424	Lu19	...	...
J00084+174	...	...	...	...	...	0.4±0.07	Gai14	...	11.433
J00110+052	...	...	...	...	...	0.48±0.06	Gai14	...	12.055
J00115+591	...	...	...	...	...	-1.6±0.4	AF15a	...	...
J00118+229	...	...	...	...	...	-0.5±0.2	AF15a	-1.556	13.509
J00119+330	...	...	...	...	...	-0.3±0.2	AF15a	...	...
J00122+304	...	...	...	...	...	-8.7±0.5	AF15a	-2.297	11.668
J00131+703	...	...	...	...	...	0.32±0.1	Gai14	...	...
J00133+275	...	...	...	...	...	-4.0±0.4	AF15a	...	12.65
J00156+722	...	...	...	...	...	0.07±0.2	Gai14	...	...
J00158+135	...	...	...	78.5±7.8	Irw11	0.34±0.12	Gai14	...	13.66
J00162+198E	<	2.0	Rein18	105.0±44.0	DA19	0.139±0.017	Fuhr22	...	...
J00169+051	...	...	...	...	...	...	...	...	...
J00173+291	...	...	...	...	...	0.35±0.08	Gai14	...	...
J00176-086	...	...	...	...	...	0.23±0.06	Gai14	-3.347	...
J00179+209	...	...	...	...	...	-0.52	Lep13	...	...
J00182+102	=	2.34±0.3	Hou10	...	...	-0.045	Jon16	...	...
J00183+440	<	2.0	Rein18	45.0±4.4	SM18	0.32±0.007	Fuhr22	-3.503	...
J00184+440	<	2.0	Rein18	...	...	0.16±0.01	Fuhr22	...	...
J00188+278	...	...	...	6.18	This work	-1.491±0.084	New17	...	...
J00190-099	>=	0.53	MA10	...	...	...	...	...	11.486
J00201-170	<	3.0	Rein12	...	...	0.3±0.08	Gai14	...	12.451
J00204+330	<	4.5	Jen09	...	...	...	...	...	...
J00207+596	...	...	...	...	...	...	...	...	...
J00209+176	...	...	...	...	...	-0.14±0.06	Gai14	...	11.379
J00210+557	...	...	...	...	...	0.48±0.06	Gai14	...	...
J00218+382	...	...	...	...	...	0.461±0.043	Lu19	...	13.089
J00234+771	...	...	...	...	...	0.32±0.4	Gai14	...	...
J00235+771	...	...	...	...	...	0.41±0.06	Gai14	...	...
J00240+264	=	2.6±1.0	Fou18	29.89	West15	...	...	...	12.239
J00244+360	...	...	...	...	...	-1.9±0.3	AF15a	...	...
J00245+300	=	12.2±0.8	Fou18	1.08±0.02	Irw11	0.55±0.08	Gai14	...	11.233
J00253+228	...	...	...	...	...	-6.41±0.107	New17	...	...
J00268+701	<	4.0	Rein12	17.4±1.1	SM18	0.37±0.08	Gai14	...	11.827
J00271+496	<	8.0	Gilh18	...	...	...	...	...	...
J00286-066	<	2.0	Rein18	...	...	0.168±0.009	Fuhr22	...	...

Table B.3: Carmencita identifier and compiled activity parameters (continued).

Karman	$v \sin i$ flag	$v \sin i$ [ $\text{km s}^{-1}$ ]	Ref. <sup>a</sup>	$P$ [d]	Ref. <sup>b</sup>	pEW(H $\alpha$ ) [Å]	Ref. <sup>c</sup>	$\log L_X/L_J^d$	$NUV - J^e$ [mag]
J00315-058	<	3.0	Jeff18	...	...	0.38±0.17	Gai14	...	...
J00322+544	<	8.0	Gilh18	...	...	-0.4±0.2	AF15a	...	...
J00333+368	...	...	...	...	...	0.17±0.13	Gai14	...	...
J00346+711	...	...	...	...	...	...	...	...	...
J00359+104	...	...	...	...	...	...	...	...	...
J00374+515	<	8.0	Gilh18	7.2	Hart11	-0.02±0.1	Gai14	-3.398	...
J00380+169	<	8.0	Gilh18	...	...	0.0±0.2	AF15a	...	...
J00382+523	...	...	...	...	...	0.42±0.08	Gai14	...	...
J00385+514	<	8.0	Gilh18	...	...	0.2±0.09	Gai14	...	...
J00389+306	<	2.0	Rein18	50.2±1.3	DA19	0.294±0.013	Fuhr22	-3.813	13.237
J00395+149S	...	...	...	34.0±0.6	Irw11	-0.74±0.052	New17	-2.279	...
J00395+605	...	...	...	...	...	...	...	...	...
J00403+612	...	...	...	...	...	...	...	...	...
J00409+313	...	...	...	...	...	0.019±0.022	Lul9	...	...
J00413+558	...	...	...	...	...	-0.1±0.03	Silv05	...	...
J00427+438	...	...	...	...	...	0.41±0.11	Gai14	...	12.367
J00435+284	...	...	...	...	...	...	...	...	...
J00443+091	...	...	...	...	...	...	...	...	...
J00443+126	<	3.0	Jeff18	...	...	0.39±0.11	Gai14	...	...
J00449-152	...	...	...	130.88	New18	0.2±0.05	Med20	...	...
J00463+353	...	...	...	48.41	Hart11	0.35±0.1	Gai14	...	...
J00464+506	...	...	...	...	...	-0.5±0.2	AF15a	...	...
J00468+160	...	...	...	...	...	0.32±0.15	Gai14	...	...
J00484+753	...	...	...	...	...	-1.1±0.3	AF15a	...	...
J00487+270	...	...	...	...	...	0.44±0.09	Gai14	...	...
J00490+657	...	...	...	...	...	0.0±0.2	AF15a	...	...
J00511+225	...	...	...	...	...	0.48±0.08	Gai14	...	...
J00514+583	...	...	...	...	...	0.45±0.06	Gai14	...	...
J00515-229	...	...	...	...	...	-3.77	Haw97	...	...
J00520+205	...	...	...	...	...	0.54±0.15	Gai14	...	11.931
J00532+190	...	...	...	...	...	0.36±0.11	Gai14	...	...
J00538+459	...	...	...	...	...	0.52±0.11	Gai14	...	...
J00540+691	...	...	...	...	...	0.0±0.2	AF15a	...	...
J00548+275	=	9.0±0.7	Kess18	1.71	This work	-5.3±5.3	AF15a	-1.911	...
J00566+174	<	3.0	Jeff18	...	...	0.01±0.09	Sche15	...	...
J00570+450	<	2.0	Rein18	...	...	0.154±0.028	Fuhr22	...	...
J00577+058	...	...	...	...	...	0.59±0.04	Gai14	...	11.422
J00580+393	...	...	...	0.91	This work	-2.141±0.116	Lul9	-2.611	...
J01008+669	...	...	...	...	...	...	...	...	...
J01009-044	<	3.0	Jeff18	150.11	Med20	0.09±0.06	Sche15	...	...
J01013+613	<	2.0	Rein18	34.7±0.1	SM18	0.246±0.039	Fuhr22	-3.692	...
J01019+541	=	30.6±3.1	Rein18	0.28±0.0	DA19	-4.136±0.394	Fuhr22	...	...

Table B.3: Carmencita identifier and compiled activity parameters (continued).

Karmin	$v \sin i$ flag	$v \sin i$ [kms <sup>-1</sup> ]	Ref. <sup>a</sup>	$P$ [d]	Ref. <sup>b</sup>	pEW(H $\alpha$ ) [Å]	Ref. <sup>c</sup>	$\log L_X/L_J^d$	$NUV - J^e$ [mag]
J01023-104	...	...	...	...	...	0.683	Giz02	...	11.325
J01025+716	<	2.0	Rein18	51.5±2.6	DA19	0.286±0.02	Fuhr22	-4.512	13.082
J01026+623	<	2.0	Rein18	18.82±0.4	DA19	0.257±0.03	Fuhr22	-4.097	...
J01033+623	=	10.5±1.5	Rein18	1.02	Shan24	-8.425±0.768	Fuhr22	-2.042	...
J01041+108	...	...	...	9.75	This work	0.54±0.07	Gai14	...	11.686
J01048-181	<	2.0	Rein18	143.2	New18	0.04±0.038	Fuhr22	...	13.151
J01066+152	<	4.0	Rein12	32.0±3.0	SM18	0.35±0.07	Gai14	...	...
J01066+192	...	...	...	...	...	...	...	...	...
J01069+804	...	...	...	...	...	-7.2±0.3	AF15a	...	...
J01078+128	...	...	...	...	...	0.35±0.08	Gai14	...	12.136
J01102-118	...	...	...	...	...	0.32±0.13	Gai14	...	12.418
J01116+120	...	...	...	...	...	0.31±0.09	Gai14	...	13.088
J01119+049S	...	...	...	...	...	...	...	...	...
J01125-169	<	2.0	Rein18	69.2±2.4	DA19	-1.169±0.324	Fuhr22	-2.531	12.413
J01134-229	...	...	...	0.48	This work	-3.87	Haw97	-2.025	11.051
J01141+790	...	...	...	...	...	...	...	...	...
J01147+253	...	...	...	...	...	0.32±0.15	Gai14	...	11.999
J01161+601	...	...	...	9.36	This work	0.45±0.11	Gai14	...	...
J01178+054	=	3.16±0.3	Hou10	...	...	0.4±0.07	Gai14	...	...
J01178+286	...	...	...	...	...	0.34±0.11	Gai14	...	13.151
J01182-128	...	...	...	...	...	0.47±0.07	Gai14	...	12.455
J01198+841	<	8.0	Gilh18	...	...	...	...	...	...
J01214+243	...	...	...	...	...	0.51±0.09	Gai14	...	11.606
J01317+209	...	...	...	...	...	0.26±0.15	Gai14	...	12.841
J01324-219	=	2.6±0.3	Hou10	...	...	0.59±0.14	Gai14	...	...
J01339-176	<	2.0	Rein18	7.75	Shan24	-1.652±0.214	Fuhr22	-2.407	10.762
J01352-072	=	59.8±6.9	Rein18	0.7	Shan24	-4.583±0.818	Fuhr22	-2.036	10.27
J01383+572	<	1.0	Hou10	...	...	0.11±0.12	Gai14	...	...
J01384+006	<	3.0	Jeff18	...	...	0.39±0.08	Gai14	...	...
J01402+317	...	...	...	...	...	...	...	...	...
J01432+278	...	...	...	...	...	0.624	Giz02	...	...
J01433+043	<	2.0	Rein18	14.65	Shan24	0.223±0.006	Fuhr22	-3.539	13.082
J01449+163	<	3.0	Jeff18	...	...	0.07±0.13	Sche15	...	...
J01480+212	...	...	...	...	...	0.42±0.1	Gai14	...	13.847
J01510-061	...	...	...	0.47	New18	-3.64±0.2	Ried14	-2.435	11.606
J01514+213	...	...	...	...	...	...	...	...	...
J01518-108	<	3.0	Rein12	...	...	0.43±0.09	Gai14	...	...
J01550+379	...	...	...	...	...	...	...	...	...
J01556+028	...	...	...	...	...	...	...	...	...
J01567+305	=	6.7±0.8	Kess18	1.58	New16	0.52±0.06	Gai14	...	12.028
J02000+437	...	...	...	...	...	-16.0±0.4	AF15a	-2.2	10.258
J02001+366	...	...	...	...	...	...	...	...	...

Table B.3: Carmencita identifier and compiled activity parameters (continued).

Karman	$v \sin i$ flag	$v \sin i$ [kms <sup>-1</sup> ]	Ref. <sup>a</sup>	$P$ [d]	Ref. <sup>b</sup>	pEW(H $\alpha$ ) [Å]	Ref. <sup>c</sup>	$\log L_X/L_J^d$	$NUV - J^e$ [mag]
J02002+130	<	2.0	Rein18	2.0	Shan24	-1.981±0.243	Fuhr22	-2.64	12.1
J02007-103	...	...	...	14.79	New18	-1.51	Haw97	-2.589	10.808
J02015+637	<	2.0	Rein18	...	...	0.257±0.018	Fuhr22	...	...
J02020+039	...	...	...	...	...	...	...	...	...
J02022+103	<	4.5	Jen09	...	...	-1.6±0.5	AF15a	...	...
J02028+047	...	...	...	...	...	-2.23±0.21	Gai14	-2.435	11.269
J02044-018	...	...	...	119.69	New18	...	...	...	...
J02055+056	...	...	...	...	...	0.51±0.09	Gai14	...	12.11
J02070+496	<	2.0	Rein18	7.2±0.13	DA19	-0.342±0.108	Fuhr22	-2.767	11.936
J02071+642	=	11.3±0.9	Kess18	1.18	This work	-5.72±0.067	New17	-1.968	...
J02082+802	...	...	...	...	...	0.57±0.11	Gai14	...	...
J02088+494	=	24.1±2.4	Rein18	0.75	Shan24	-5.067±0.187	Fuhr22	-1.899	10.24
J02096-143	<	3.0	Jeff18	...	...	2.56±0.09	Gai14	...	12.969
J02116+185	<	3.0	Jeff18	...	...	0.51±0.11	Gai14	...	13.376
J02123+035	<	2.0	Rein18	17.11	Shan24	0.304±0.007	Fuhr22	...	12.906
J02129+000	<	3.0	Jeff18	4.55	This work	-2.053±0.032	New17	-2.308	...
J02142-039	<	12.0	Des12	2.33	New18	-5.18±0.25	Med20	...	...
J02149+174	...	...	...	...	...	...	...	-2.65	...
J02153+074	...	...	...	...	...	0.36±0.19	Gai14	...	13.086
J02155+339	...	...	...	...	...	-4.58	Haw97	-2.475	...
J02158-126	...	...	...	...	...	...	...	...	...
J02164+135	=	12.4	Barn14	...	...	-4.571±0.919	MR14	-2.477	12.345
J02171+354	=	28.2±0.7	Jen09	0.28	This work	-12.215±0.139	New17	...	11.561
J02185+207	...	...	...	...	...	0.41±0.1	Gai14	...	...
J02186+123	...	...	...	...	...	-2.17±0.23	Gai14	-2.329	10.66
J02190+238	=	25.0	Moc02	0.97	This work	-5.769±0.049	New17	-2.035	10.782
J02190+353	<	3.0	Jeff18	...	...	0.14±0.23	Sche15	...	...
J02207+029	=	23.3±0.7	Jen09	0.5	West15	-3.795±0.062	New17	...	...
J02222+478	<	2.0	Rein18	29.5±0.4	DA19	0.493±0.014	Fuhr22	-3.955	...
J02230+181	...	...	...	...	...	0.44±0.1	Gai14	...	12.107
J02234+227	=	6.0±2.0	Schl10	...	...	-0.85±0.07	Gai14	-1.847	9.541
J02247+259	...	...	...	...	...	0.26±0.1	Gai14	...	11.689
J02254+246	...	...	...	...	...	0.56±0.08	Gai14	...	12.22
J02256+375	...	...	...	13.72	This work	-2.616±0.048	New17	-2.369	10.289
J02274+031	...	...	...	1.25	This work	-4.2±0.4	AF15a	...	...
J02282+014	...	...	...	...	...	0.022±0.041	Lu19	...	...
J02283+219	...	...	...	15.17	This work	0.03±0.07	Gai14	...	...
J02285-200	...	...	...	...	...	0.0±0.2	AF15a	...	...
J02292+195	...	...	...	...	...	-3.3±0.32	Gai14	-1.194	10.066
J02293+884	...	...	...	...	...	...	...	...	...
J02314+573	...	...	...	...	...	...	...	...	...
J02330+078	...	...	...	...	...	0.47±0.08	Gai14	...	12.601

Table B.3: Carmencita identifier and compiled activity parameters (continued).

Karman	$v \sin i$ flag	$v \sin i$ [kms <sup>-1</sup> ]	Ref. <sup>a</sup>	$P$ [d]	Ref. <sup>b</sup>	pEW(H $\alpha$ ) [Å]	Ref. <sup>c</sup>	$\log L_X/L_J^d$	$NUV - J^e$ [mag]
J02336+249	=	3.0±1.5	Rein18	3.0	Shan24	-2.7±0.16	Fuhr22	-2.411	11.001
J02337+150	...	...	...	...	...	-0.037±0.005	Lul9	...	12.419
J02340+417	...	...	...	...	...	-0.169±0.045	Lul9	...	...
J02345+566	...	...	...	...	...	0.1±0.11	Gai14	...	...
J02353+235	...	...	...	0.55	This work	-6.06	Haw97	-2.112	...
J02358+202	<	2.0	Rein18	31.9±0.6	DA19	0.371±0.017	Fuhr22	-3.425	12.635
J02362+068	<	2.0	Rein18	...	...	0.142±0.017	Fuhr22	...	14.736
J02364+554	<	8.0	Gilh18	...	...	0.348	Giz02	...	...
J02367+226	=	12.7±1.4	Kess18	0.37	West15	-5.5±0.5	AF15a	-1.741	11.762
J02392+074	...	...	...	...	...	-2.4	Shk09	-2.124	11.211
J02412-045	...	...	...	0.4	This work	-3.42±0.11	Med20	-2.672	11.206
J02419+435	...	...	...	...	...	0.57±0.08	Gai14	...	...
J02424+182	...	...	...	...	...	0.55±0.06	Gai14	...	...
J02438-088	...	...	...	...	...	0.41±0.07	Gai14	...	...
J02442+255	<	2.0	Rein18	38.7±3.7	DA19	0.231±0.013	Fuhr22	-3.529	...
J02456+449	...	...	...	...	...	0.4±0.2	AF15a	...	...
J02462-049	...	...	...	...	...	...	...	...	...
J02465+164	=	6.2±0.8	Jen09	...	...	...	...	...	12.19
J02489-145E	...	...	...	...	...	...	...	...	12.136
J02489-145W	...	...	...	...	...	...	...	...	...
J02502+628	...	...	...	...	...	0.0±0.2	AF15a	...	...
J02518+062	...	...	...	...	...	0.345±0.121	Lul9	...	...
J02519+224	=	27.2±2.7	Rein18	0.86±0.0	DA19	-4.458±0.286	Fuhr22	-1.28	10.2
J02524+269	<	4.0	Rein12	...	...	0.47±0.1	Gai14	...	...
J02530+168	<	2.0	Rein18	97.56	Lafa21	-0.576±0.214	Fuhr22	...	14.191
J02534+174	<	3.0	Jeff18	...	...	0.36±0.12	Gai14	...	...
J02555+268	...	...	...	...	...	-0.5±0.2	AF15a	...	...
J02560-006	...	...	...	1.07	This work	0.42	Boch05	...	...
J02565+554W	=	0.3	Rein22	51.2±4.4	SM18	0.503±0.01	Fuhr22	...	13.504
J02573+765	...	...	...	...	...	...	...	...	...
J02575+107	...	...	...	...	...	...	...	...	...
J02581-128	<	3.0	Jeff18	...	...	0.27±0.14	Gai14	...	...
J02592+317	...	...	...	...	...	0.285±0.201	Lul9	...	...
J03026-181	<	3.0	Jeff18	...	...	0.13±0.11	Gai14	...	12.416
J03033-080	...	...	...	0.63	This work	-1.9±0.2	AF15a	-2.004	...
J03036-128	...	...	...	...	...	...	...	...	...
J03037-128	...	...	...	...	...	...	...	...	12.198
J03040-203	<	3.0	Jeff18	...	...	0.32±0.15	Gai14	...	...
J03047+617	<	8.0	Gilh18	...	...	-0.4±0.1	AF15a	...	...
J03077+249	...	...	...	4.28	Hart10	...	...	...	...
J03090+100	=	4.7±0.7	Jen09	...	...	0.31±0.07	Med20	...	...
J03102+059	<	3.0	Jeff18	...	...	0.38±0.1	Gai14	...	...

Table B.3: Carmencita identifier and compiled activity parameters (continued).

Karman	$v \sin i$ flag	$v \sin i$ [ $\text{kms}^{-1}$ ]	Ref. <sup>a</sup>	$P$ [d]	Ref. <sup>b</sup>	pEW(H $\alpha$ ) [ $\text{\AA}$ ]	Ref. <sup>c</sup>	$\log L_X/L_J^d$	$NUV - J^e$ [mag]
J03104+584	<	4.0	Rein12	...	...	0.17 $\pm$ 0.05	Gai14	-3.084	...
J03109+737	...	...	...	...	...	...	...	...	...
J03110-046	...	...	...	...	...	-0.4 $\pm$ 0.1	AF15a	...	...
J03112+011	...	...	...	0.11	Skr21	-10.3	Boch05	-2.674	11.041
J03118+196	...	...	...	...	...	0.39 $\pm$ 0.11	Gai14	...	12.167
J03133+047	<	2.0	Rein18	126.2	New16	-0.011 $\pm$ 0.041	Fuhr22	...	13.195
J03136+653	...	...	...	...	...	0.15 $\pm$ 0.11	Gai14	...	...
J03142+286	...	...	...	...	...	...	...	...	...
J03147+114	...	...	...	4.37	This work	-3.3 $\pm$ 0.5	AF15a	-2.382	...
J03147+485	...	...	...	...	...	0.3 $\pm$ 0.07	Gai14	...	12.576
J03167+389	...	...	...	63.18	Hart11	-0.114 $\pm$ 0.005	Lu19	...	...
J03177+252	...	...	...	...	...	0.32 $\pm$ 0.13	Gai14	...	...
J03181+382	=	1.4	Rein22	77.2 $\pm$ 3.0	DA19	0.47 $\pm$ 0.006	Fuhr22	...	12.13
J03181+426	...	...	...	...	...	0.166 $\pm$ 0.034	New17	...	...
J03185+103	...	...	...	...	...	0.45 $\pm$ 0.07	Gai14	...	...
J03186+326	<	4.0	Rein12	...	...	0.52 $\pm$ 0.05	Gai14	...	12.101
J03187+606	...	...	...	...	...	...	...	...	...
J03213+799	<	2.0	Rein18	23.26	Shan24	0.277 $\pm$ 0.023	Fuhr22	...	...
J03217-066	=	1.4	Rein22	21.0	Shan24	-0.049 $\pm$ 0.015	Fuhr22	-3.667	...
J03220+029	...	...	...	...	...	...	...	...	...
J03224+271	...	...	...	14.1	This work	0.54 $\pm$ 0.09	Gai14	...	11.182
J03230+420	...	...	...	...	...	-0.058 $\pm$ 0.045	New17	...	...
J03233+116	<	3.0	Jeff18	...	...	-1.06 $\pm$ 0.16	Gai14	-2.475	...
J03236+056	...	...	...	0.77	This work	-7.9 $\pm$ 0.3	AF15a	-2.63	11.062
J03242+237	<	3.0	Jeff18	20.63	Hart10	0.08 $\pm$ 0.31	Gai14	...	12.342
J03267+192	=	21.9 $\pm$ 0.6	Jen09	0.45	Hart10	-4.02	Haw97	...	11.062
J03272+273	...	...	...	9.36	This work	-0.69 $\pm$ 0.07	Gai14	-2.344	...
J03275+222	...	...	...	...	...	-5.4 $\pm$ 0.4	AF15a	...	9.534
J03286-156	...	...	...	...	...	-3.32	Haw97	-2.215	11.621
J03288+264	=	2.8 $\pm$ 0.4	Kess18	3.23	Hart11	-2.909 $\pm$ 0.041	New17	-2.985	10.947
J03303+346	...	...	...	0.12	New16	-4.816 $\pm$ 0.205	Lu19	-2.064	...
J03308+542	=	47.7 $\pm$ 2.1	Kess18	...	...	-2.687 $\pm$ 0.054	New17	-2.335	...
J03317+143	<	3.0	Jeff18	...	...	0.36 $\pm$ 0.09	Gai14	...	...
J03332+462	=	15.0	Jeft95	...	...	-3.4 $\pm$ 0.5	AF15a	-1.408	...
J03340+585	...	...	...	...	...	0.47 $\pm$ 0.11	Gai14	...	...
J03361+313	=	15.7 $\pm$ 0.4	Kess18	0.86	This work	-7.4 $\pm$ 0.6	AF15a	-2.231	...
J03366+034	=	130.9	Jeff18	0.33	Kira12	-9.519 $\pm$ 0.057	New17	-2.522	10.594
J03394+249	=	32.0	Moc02	...	...	-1.37 $\pm$ 0.31	Gai14	-2.588	...
J03396+254E	...	...	...	...	...	0.41 $\pm$ 0.1	Gai14	...	11.98
J03396+254W	...	...	...	...	...	...	...	...	...
J03397+334	...	...	...	...	...	-5.71	Haw97	-2.021	...
J03416+552	...	...	...	4.68	This work	-1.21 $\pm$ 0.1	Gai14	-2.336	...

Table B.3: Carmencita identifier and compiled activity parameters (continued).

Karrnn	$v \sin i$ flag	$v \sin i$ [kms <sup>-1</sup> ]	Ref. <sup>a</sup>	$P$ [d]	Ref. <sup>b</sup>	pEW(H $\alpha$ ) [Å]	Ref. <sup>c</sup>	$\log L_X/L_J^d$	$NUV - J^e$ [mag]
J03437+166	=	3.7±0.3	Hou10	11.21	This work	0.46±0.07	Gai14	...	12.044
J03438+166	<	3.0	Jeff18	21.43	Rae20	0.53±0.05	Gai14	...	...
J03445+349	...	...	...	13.56	Hart11	0.44±0.08	Gai14	...	...
J03455+703	...	...	...	...	...	0.27±0.13	Gai14	...	12.184
J03459+147	...	...	...	43.72	Rae20	0.66±0.1	Gai14	...	11.987
J03463+262	=	1.7	Rein22	16.4	Shan24	0.415±0.01	Fuhr22	-3.779	11.603
J03467+821	...	...	...	17.27	This work	0.54±0.06	Gai14	...	11.302
J03467-112	...	...	...	...	...	...	...	...	...
J03473+086	...	...	...	60.3	Irw11	-0.1±0.08	Med20	...	...
J03473-019	=	6.0	Rein22	3.88	Shan24	-3.573±0.309	Fuhr22	-2.078	...
J03486+735	...	...	...	...	...	0.31±0.05	Gai14	...	...
J03505+634	...	...	...	...	...	0.33±0.13	Gai14	...	...
J03507-060	<	3.0	Jeff18	...	...	2.5±0.09	Gai14	...	...
J03510+142	...	...	...	2.54	This work	-13.4±0.6	AF15a	-1.949	10.743
J03510-008	<	12.0	Des12	...	...	-8.98	Schm07/133/2258	...	...
J03519+397	...	...	...	...	...	0.0±0.4	AF15a	-2.955	...
J03531+625	<	2.0	Rein18	...	...	0.054±0.005	Fuhr22	...	...
J03543-146	=	23.2±2.0	Des12	...	...	...	...	...	...
J03548+163	=	12.5±1.0	Sta97	...	...	...	...	...	...
J03565+319	...	...	...	...	...	-8.6±0.7	AF15a	-1.824	9.084
J03567+039	<	4.0	Rein12	5.76	This work	-4.7±0.6	AF15a	-1.963	...
J03586+520	<	8.0	Gilh18	41.2±6.3	SM18	0.38±0.12	Gai14	...	...
J03588+125	...	...	...	...	...	0.5±0.09	Gai14	...	...
J03598+260	<	3.0	Jeff18	94.86	Ste16	0.04±0.17	Sche15	...	...
J04011+513	<	8.0	Gilh18	...	...	0.29±0.33	Gai14	...	...
J04061-055	...	...	...	104.66	Med20	...	...	...	...
J04077+142	...	...	...	...	...	-0.23±0.06	Med20	...	...
J04079+142	...	...	...	23.26	Rae20	0.52±0.07	Gai14	...	...
J04081+743	...	...	...	...	...	0.0±0.3	AF15a	...	...
J04083+691	...	...	...	...	...	-0.4±0.2	AF15a	...	...
J04112+495	...	...	...	...	...	-0.8±0.3	AF15a	...	...
J04122+647	=	7.2±0.2	Kess18	1.6	This work	0.568±0.198	Lu19	...	...
J04137+476	...	...	...	...	...	-2.826±0.042	New17	-2.577	...
J04139+829	...	...	...	15.4	This work	0.36±0.17	Gai14	...	...
J04148+277	<	3.0	Jeff18	17.57	Hart11	0.45±0.14	Gai14	...	11.323
J04153-076	=	2.2	Rein22	8.56	Shan24	-1.52±0.32	Gai14	-2.916	...
J04167-120	=	2.2	Rein22	33.0±3.0	Dre20	-3.495±0.284	Fuhr22	-2.27	11.94
J04173+088	=	190.3	Jeff18	0.37	Shan24	-7.37±0.081	New17	...	...
J04188+013	...	...	...	...	...	0.47±0.1	Gai14	-2.198	12.87
J04191+097	...	...	...	...	...	-0.3±0.2	AF15a	...	...
J04191-074	...	...	...	...	...	-0.4±0.1	AF15a	...	...
J04198+425	=	3.6±2.3	Rein18	0.99	Shan24	-10.82±0.26	Sche19	...	...



Table B.3: Carmencita identifier and compiled activity parameters (continued).

Karman	$v \sin i$ flag	$v \sin i$ [ $\text{kms}^{-1}$ ]	Ref. <sup>a</sup>	$P$ [d]	Ref. <sup>b</sup>	pEW(H $\alpha$ ) [Å]	Ref. <sup>c</sup>	$\log L_X/L_J^d$	$NUV - J^e$ [mag]
J04199+364	...	...	...	30.64	Hart11	0.43±0.05	Gai14	...	...
J04205+815	...	...	...	...	...	0.0±0.3	AF15a	...	12.821
J04206+272	...	...	...	...	...	-8.9±0.6	AF15a	...	...
J04218+213	...	...	...	...	...	0.041±0.006	Lul9	...	...
J04219+213	...	...	...	...	...	0.563±0.003	Fuhr22	...	...
J04219+751	...	...	...	...	...	0.11±0.26	Gai14	...	...
J04221+192	...	...	...	...	...	-4.107±0.739	Lul9	-2.151	...
J04224+036	...	...	...	...	...	-5.43±0.08	Sche15	-1.494	10.215
J04224+740	...	...	...	...	...	0.26±0.05	Gai14	...	12.05
J04225+105	<	2.0	Rein18	5.48±0.01	DA19	0.249±0.014	Fuhr22	...	13.142
J04225+390	...	...	...	154.0	Irw11	0.147±0.082	New17	...	...
J04227+205	...	...	...	...	...	-5.4±0.4	AF15a	...	...
J04229+259	...	...	...	...	...	-0.6±0.3	AF15a	...	...
J04234+495	...	...	...	...	...	0.28±0.15	Gai14	...	12.736
J04234+809	...	...	...	...	...	-8.2±0.8	AF15a	-2.066	9.931
J04238+092	...	...	...	...	...	-3.7±0.3	AF15a	-2.078	...
J04238+149	...	...	...	0.92	This work	-9.1±0.4	AF15a	-2.262	...
J04248+324	...	...	...	...	...	0.403±0.052	Lul9	...	...
J04251+515	...	...	...	...	...	0.32±0.1	Gai14	...	...
J04252+080N	=	7.5	Jeff18	...	...	-2.077±0.071	Lul9	-2.07	...
J04274+203	...	...	...	...	...	0.5±0.09	Gai14	...	...
J04278+117	...	...	...	...	...	...	...	...	...
J04290+219	=	1.3	Rein22	25.4±0.3	DA19	0.589±0.007	Fuhr22	-3.503	...
J04293+142	...	...	...	...	...	0.075±0.044	New17	...	...
J04302+708	...	...	...	...	...	0.42±0.11	Gai14	...	...
J04304+398	=	14.2±0.5	Kess18	0.72±0.01	Irw11	-3.888	Giz02	-2.292	...
J04308-088	...	...	...	...	...	-1.5±0.5	AF15a	...	...
J04312+422	...	...	...	3.98	This work	-2.62±0.14	Gai14	-2.208	...
J04329+001E	...	...	...	...	...	0.38±0.08	Gai14	-3.667	...
J04329+001N	...	...	...	...	...	...	...	-2.916	...
J04329+001S	...	...	...	...	...	...	...	-3.09	...
J04335+207	=	27.1±2.0	Kess18	0.34	West15	-4.047±0.07	New17	-1.967	...
J04343+430	...	...	...	...	...	0.173±0.006	Lul9	...	12.409
J04347-004	...	...	...	...	...	-2.0±0.4	AF15a	...	...
J04366+112	...	...	...	...	...	...	...	...	...
J04369+593	...	...	...	4.71	This work	0.18±0.09	Gai14	...	...
J04369-162	=	50.7±4.8	Mallo14	0.61	This work	-7.28	Kra14	-1.589	9.623
J04373+193	...	...	...	...	...	-8.3±0.6	AF15a	-2.106	...
J04376+528	=	0.7	Rein22	15.47	Lafa21	0.365±0.004	Fuhr22	-3.763	...
J04376-110	<	2.0	Rein18	...	...	0.492±0.011	Fuhr22	...	...
J04386-115	...	...	...	...	...	0.0±0.3	AF15a	...	...
J04395+162	...	...	...	3.61	West15	-2.0±0.57	West15	...	...

Table B.3: Carmencita identifier and compiled activity parameters (continued).

Karman	$v \sin i$ flag	$v \sin i$ [ $\text{kms}^{-1}$ ]	Ref. <sup>a</sup>	$P$ [d]	Ref. <sup>b</sup>	pEW(H $\alpha$ ) [ $\text{\AA}$ ]	Ref. <sup>c</sup>	$\log L_X/L_J^d$	$NUV - J^e$ [mag]
J04398+251	...	...	...	...	...	-0.267 $\pm$ 0.012	Lul9	...	...
J04403-055	=	19.6 $\pm$ 2.0	Des12	1.5	This work	-19.11	Shk09	-1.871	10.182
J04406-128	...	...	...	...	...	...	...	...	...
J04407+022	...	...	...	...	...	0.32 $\pm$ 0.15	Gai14	-3.609	12.155
J04422+577	<	8.0	Gilh18	...	...	0.46 $\pm$ 0.1	Gai14	...	12.034
J04423+207	...	...	...	...	...	0.46 $\pm$ 0.07	Gai14	...	12.337
J04429+095	...	...	...	...	...	0.4 $\pm$ 0.07	Gai14	...	11.888
J04429+189	<	2.0	Rein18	40.7 $\pm$ 0.4	DA19	0.352 $\pm$ 0.025	Fuhr22	-3.667	12.56
J04429+214	=	0.5	Rein22	47.8 $\pm$ 1.1	DA19	0.165 $\pm$ 0.013	Fuhr22	...	...
J04433+296	...	...	...	...	...	...	...	...	...
J04444+278	...	...	...	...	...	0.38 $\pm$ 0.14	Gai14	...	...
J04458-144	...	...	...	...	...	-0.5 $\pm$ 0.2	AF15a	...	...
J04471+021	...	...	...	...	...	0.46 $\pm$ 0.17	Gai14	...	...
J04472+206	=	45.4	Rein22	0.34 $\pm$ 0.0	DA19	-6.19 $\pm$ 0.757	Fuhr22	-2.198	12.037
J04499+711	...	...	...	...	...	-0.3 $\pm$ 0.2	AF15a	...	10.513
J04502+459	<	4.0	Rein12	...	...	0.44 $\pm$ 0.07	Gai14	...	...
J04504+199	...	...	...	21.15	This work	0.37 $\pm$ 0.08	Gai14	...	...
J04508+221	...	...	...	147.0	Irw11	-0.448 $\pm$ 0.059	New17	...	...
J04520+064	<	2.0	Rein18	...	...	0.138 $\pm$ 0.073	Lul9	...	...
J04525+407	...	...	...	110.0	New16	0.123 $\pm$ 0.036	Fuhr22	...	...
J04536+623	...	...	...	...	...	0.057	Giz02	...	...
J04538+158	...	...	...	...	...	0.0 $\pm$ 0.2	AF15a	...	...
J04538-177	<	2.0	Rein18	53.1	Shan24	-0.4 $\pm$ 0.1	AF15a	...	...
J04544+650	...	...	...	...	...	0.32 $\pm$ 0.01	Fuhr22	...	12.97
J04559+046	...	...	...	...	...	-4.07 $\pm$ 0.06	Sche15	-1.786	...
J04560+432	...	...	...	...	...	-3.3 $\pm$ 0.3	AF15a	-2.292	...
J04587+509	<	4.0	Rein12	77.09	New16	-0.5 $\pm$ 0.4	AF15a	...	...
J04588+498	=	1.9	Rein22	30.48	Hart11	0.37 $\pm$ 0.1	Gai14	...	11.948
J04595+017	=	8.7 $\pm$ 1.6	Fou18	17.46	Shan24	0.443 $\pm$ 0.019	Fuhr22	-3.98	11.354
J05012+248	<	3.0	Jeff18	4.37	This work	-1.44 $\pm$ 0.06	Gai14	-2.182	...
J05013+226	<	8.0	Gilh18	68.92	West15	0.24 $\pm$ 0.1	Gai14	-3.654	12.208
J05018+037	...	...	...	...	...	-2.83 $\pm$ 0.6	West15	-2.442	...
J05019+011	=	7.0	Rein22	2.08	Shan24	0.3 $\pm$ 0.17	Gai14	-4.131	...
J05019-069	=	1.7	Rein22	93.87	Shan24	-6.113 $\pm$ 0.265	Fuhr22	-2.103	...
J05033-173	<	2.0	Rein18	87.79	New18	-0.533 $\pm$ 0.079	Fuhr22	-2.965	...
J05034+531	=	4.0 $\pm$ 5.2	Tok92	45.0 $\pm$ 0.1	SM18	0.22 $\pm$ 0.009	Fuhr22	...	...
J05042+110	=	10.8 $\pm$ 1.4	Kess18	0.84	West15	0.25 $\pm$ 0.13	Gai14	...	...
J05050+442	...	...	...	...	...	-1.788 $\pm$ 0.093	Lul9	-2.765	11.353
J05051-120	...	...	...	...	...	0.0 $\pm$ 0.05	Sche15	...	...
J05060+043	...	...	...	...	...	-1.0	Haw97	-2.606	...
J05062+046	=	29.0	Rein22	0.89	Shan24	0.41 $\pm$ 0.15	Gai14	...	...
						-5.551 $\pm$ 0.322	Fuhr22	-2.185	...

Table B.3: Carmencita identifier and compiled activity parameters (continued).

Karman	$v \sin i$ flag	$v \sin i$ [kms <sup>-1</sup> ]	Ref. <sup>a</sup>	$P$ [d]	Ref. <sup>b</sup>	pEW(H $\alpha$ ) [Å]	Ref. <sup>c</sup>	$\log L_X/L_J^d$	$NUV - J^e$ [mag]
J05091+154	=	4.0	Jeff18	2.54	Rae20	-2.47±0.33	Gai14	-2.056	...
J05103+095	...	...	...	...	...	0.66±0.09	Gai14	...	...
J05103+272	...	...	...	4.61	New16	...	...	-1.73	...
J05109+186	...	...	...	...	...	...	...	...	...
J05111+158	...	...	...	2.62	This work	-0.33±0.09	Gai14	-2.452	10.725
J05114+101	...	...	...	...	...	0.38±0.08	Gai14	...	...
J05127+196	<	2.0	Rein18	32.7	Shan24	0.345±0.01	Fuhr22	...	13.182
J05151-073	=	2.67±0.3	Hou10	...	...	0.0±0.3	AF15a	...	...
J05152+236	...	...	...	...	...	-8.4±0.9	AF15a	...	11.263
J05173+721	...	...	...	...	...	0.51±0.06	Gai14	...	12.424
J05187+464	...	...	...	0.29	This work	-10.26±0.1	Sche15	...	...
J05195+649	=	5.7	Jeff18	...	...	-1.37±0.18	Gai14	-2.373	...
J05206+587N	...	...	...	68.09	New16	0.051±0.034	New17	...	...
J05206+587S	...	...	...	...	...	...	...	...	...
J05211+557	...	...	...	...	...	-0.167±0.003	...	...	13.121
J05223+305	...	...	...	...	...	0.041±0.002	Lu19	...	...
J05226+795	...	...	...	21.76	This work	0.48±0.08	Gai14	...	...
J05280+096	=	1.1	Rein22	17.2±0.1	DA19	0.131±0.007	Fuhr22	...	...
J05289+125	...	...	...	...	...	-1.8±0.6	AF15a	-2.662	...
J05294+155E	...	...	...	...	...	0.55±0.06	Gai14	...	...
J05294+155W	...	...	...	...	...	...	...	...	...
J05298+320	<	3.0	Jeff18	...	...	0.25±0.3	Gai14	...	...
J05298-034	<	3.0	Jeff18	...	...	0.19±0.15	Gai14	...	...
J05306+152	...	...	...	...	...	0.23±0.34	Gai14	...	...
J05314-036	=	2.1	Rein22	33.8±0.6	DA19	0.392±0.023	Fuhr22	-3.705	...
J05328+338	...	...	...	...	...	0.021±0.038	New17	...	...
J05339-023	=	5.4±1.2	Malo14	7.26	This work	-4.27±0.23	Gai14	-1.824	...
J05341+512	...	...	...	39.19	Hart11	0.31±0.08	Gai14	-2.905	12.014
J05342+103N	<	4.0	Rein12	...	...	0.1±0.19	Gai14	-3.734	...
J05348+138	<	2.0	Rein18	...	...	0.195±0.017	Fuhr22	-3.336	...
J05360-076	<	2.0	Rein18	...	...	0.132±0.009	Fuhr22	...	...
J05365+113	=	2.0	Rein22	11.75	Shan24	0.102±0.039	Fuhr22	-3.049	...
J05366+112	=	3.4	Rein22	5.44	Shan24	-2.728±0.318	Fuhr22	...	...
J05394+406	=	5.3	Rein22	...	...	-5.53±0.16	Sche19	...	...
J05394+747	...	...	...	...	...	0.0±0.2	AF15a	...	13.507
J05415+534	=	1.9	Rein22	17.39	Shan24	0.363±0.029	Fuhr22	-2.771	11.805
J05419+153	...	...	...	...	...	0.52±0.06	Gai14	-3.336	...
J05421+124	<	2.0	Rein18	...	...	0.065±0.01	Sche19	-3.932	...
J05422-054	=	4.6±0.3	Jen09	104.71	New18	-0.5±0.14	Med20	...	...
J05425+154	...	...	...	...	...	-4.5±0.5	AF15a	-2.115	...
J05455-119	...	...	...	...	...	-0.6±0.5	AF15a	...	...
J05456+729	...	...	...	...	...	0.0±0.2	AF15a	...	13.311

Table B.3: Carmencita identifier and compiled activity parameters (continued).

Karman	$v \sin i$ flag	$v \sin i$ [kms <sup>-1</sup> ]	Ref. <sup>a</sup>	$P$ [d]	Ref. <sup>b</sup>	pEW(H $\alpha$ ) [Å]	Ref. <sup>c</sup>	$\log L_X/L_J^d$	$NUV - J^e$ [mag]
J05458+729	...	...	...	...	...	0.0±0.3	AF15a	...	12.926
J05468+665	...	...	...	...	...	-0.45	Lep13	...	...
J05471-052	=	4.5±0.6	Jen09	...	...	...	...	...	...
J05472-000	...	...	...	12.48	Kira12	-0.25±0.06	Gai14	-2.362	...
J05511+122	...	...	...	...	...	-0.6±0.3	AF15a	...	...
J05566-103	=	6.1	Jeff18	1.65	This work	-3.56±0.07	Sche15	-2.529	...
J05587+259	...	...	...	...	...	0.52±0.08	Gai14	...	...
J05596+585	=	2.6±0.3	Hou10	...	...	0.1±0.07	Gai14	...	11.868
J05599+585	=	6.0±2.0	Schl12b	0.95	This work	-4.238±0.271	Lu19	-2.135	10.602
J06000+027	=	6.2	Rein22	1.81	Shan24	-2.647±0.3	Fuhr22	-2.477	...
J06007+681	<	3.0	Jeff18	...	...	0.11±0.2	Sche15	...	...
J06008+681	...	...	...	...	...	0.45±0.53	Gai14	...	...
J06011+595	<	2.0	Rein18	...	...	0.147±0.016	Fuhr22	...	13.617
J06017+130	...	...	...	23.83	This work	-0.55±0.27	Gai14	-3.447	...
J06023-203	...	...	...	115.73	New18	...	...	...	...
J06024+498	<	2.0	Rein18	105.0±6.0	DA19	0.026±0.05	Fuhr22	...	...
J06024+663	...	...	...	122.9	New16	0.06±0.05	Sche15	...	...
J06025+371	...	...	...	...	...	0.34±0.1	Gai14	...	...
J06034+478	...	...	...	...	...	...	...	...	...
J06035+155	...	...	...	...	...	0.0±0.6	AF15a	-2.157	...
J06035+168	...	...	...	...	...	-5.0±0.3	AF15a	-2.753	...
J06039+261	...	...	...	...	...	...	...	...	...
J06054+608	=	29.7±2.6	Kess18	0.31	New16	-9.3±0.6	AF15a	-1.979	8.509
J06071+335	...	...	...	45.5	Hart11	0.6±0.25	Gai14	...	...
J06075+472	=	20.8±0.8	Kess18	0.86	This work	-9.2±0.9	AF15a	-1.808	10.742
J06097+001	...	...	...	...	...	0.58±0.07	Gai14	...	...
J06103+722	...	...	...	...	...	0.0±0.4	AF15a	...	13.551
J06103+821	<	2.0	Rein18	44.6±1.0	DA19	0.323±0.007	Fuhr22	-4.064	13.157
J06105+024	...	...	...	...	...	0.6±0.08	Gai14	...	...
J06107+259	...	...	...	...	...	0.32±0.09	Gai14	...	...
J06140+516	...	...	...	...	...	0.38±0.12	Gai14	...	...
J06145+025	...	...	...	...	...	0.0±0.4	AF15a	...	...
J06151-164	...	...	...	...	...	-0.24±0.05	Med20	...	...
J06171+838	...	...	...	74.48	New16	-0.27±0.55	Gai14	-3.281	12.476
J06185+250	...	...	...	42.46	Ste16	0.0±0.4	AF15a	...	...
J06193-066	...	...	...	...	...	0.325	Giz02	...	...
J06194+139	...	...	...	...	...	0.46±0.06	Gai14	...	...
J06217+163	...	...	...	...	...	...	...	...	...
J06218-227	...	...	...	17.3	KE02	0.5±0.12	Gai14	...	...
J06223+334	...	...	...	...	...	0.46±0.11	Gai14	...	...
J06237+020	<	8.0	Gilh18	...	...	0.43±0.11	Gai14	...	...
J06238+456	=	6.7±0.6	Kess18	2.52	This work	-6.1±0.9	AF15a	-3.158	11.766

Table B.3: Carmencita identifier and compiled activity parameters (continued).

Karman	$v \sin i$ flag	$v \sin i$ [ $\text{kms}^{-1}$ ]	Ref. <sup>a</sup>	$P$ [d]	Ref. <sup>b</sup>	pEW(H $\alpha$ ) [ $\text{\AA}$ ]	Ref. <sup>c</sup>	$\log L_X/L_J^d$	$NUV - J^e$ [mag]
J06246+234	<	2.0	Rein18	...	...	0.13 $\pm$ 0.026	Fuhr22	...	...
J06258+561	...	...	...	...	...	...	...	...	...
J06262+238	...	...	...	8.0	This work	-0.85 $\pm$ 0.09	Gai14	-2.563	...
J06306+456	...	...	...	...	...	0.47 $\pm$ 0.07	Gai14	...	12.567
J06307+397	...	...	...	...	...	0.2 $\pm$ 0.05	Sche15	...	...
J06310+500	...	...	...	4.98	This work	-1.96 $\pm$ 0.12	Gai14	-2.18	10.366
J06318+414	=	54.0	Rein22	0.3	Shan24	-5.722 $\pm$ 0.364	Fuhr22	-2.051	...
J06322+378	...	...	...	18.21	Hart11	0.25 $\pm$ 0.22	Gai14	...	...
J06323-097	...	...	...	...	...	-0.9 $\pm$ 0.3	AF15a	...	...
J06325+641	...	...	...	...	...	0.21 $\pm$ 0.04	Sche15	...	13.016
J06345+315	...	...	...	...	...	0.24 $\pm$ 0.1	Gai14	...	...
J06361+116	=	4.0 $\pm$ 0.5	Jen09	...	...	...	...	...	...
J06361+201	...	...	...	...	...	0.0 $\pm$ 0.4	AF15a	...	...
J06371+175	<	2.0	Rein18	37.5	Luq22	0.411 $\pm$ 0.015	Fuhr22	-3.813	...
J06414+157	...	...	...	...	...	...	...	...	...
J06421+035	<	2.0	Rein18	83.4 $\pm$ 7.0	DA19	0.214 $\pm$ 0.016	Fuhr22	...	...
J06422+035	<	3.0	Jeff18	...	...	-0.123 $\pm$ 0.004	Lu19	...	...
J06435+166	...	...	...	...	...	-0.7 $\pm$ 0.4	AF15a	...	...
J06461+325	...	...	...	...	...	0.5 $\pm$ 0.08	Gai14	...	...
J06467+159	...	...	...	5.0	This work	-1.18 $\pm$ 0.14	Gai14	-1.945	...
J06474+054	...	...	...	...	...	-0.3 $\pm$ 0.2	AF15a	...	...
J06486+532	...	...	...	...	...	0.39 $\pm$ 0.08	Gai14	...	11.736
J06489+211	...	...	...	21.88	This work	-1.9 $\pm$ 0.3	AF15a	-2.602	...
J06490+371	...	...	...	...	...	...	...	...	...
J06509-091	<	8.0	Gilh18	...	...	-0.3 $\pm$ 0.3	AF15a	...	...
J06524+182	<	3.0	Jeff18	...	...	0.17 $\pm$ 0.08	Sche15	...	...
J06548+332	<	2.0	Rein18	122.1 $\pm$ 2.2	Sto20	0.233 $\pm$ 0.009	Fuhr22	-4.734	...
J06564+121	...	...	...	...	...	0.2 $\pm$ 0.07	Gai14	...	...
J06564+400	...	...	...	...	...	0.48 $\pm$ 0.06	Gai14	...	12.116
J06564+759	...	...	...	...	...	0.47 $\pm$ 0.08	Gai14	...	12.772
J06565+440	...	...	...	...	...	0.897 $\pm$ 0.121	Lu19	...	...
J06574+740	=	32.0	Rein22	0.61	Shan24	-4.503 $\pm$ 0.192	Fuhr22	-2.005	10.449
J06582+511	...	...	...	...	...	0.33 $\pm$ 0.08	Gai14	...	12.273
J06594+193	<	2.0	Rein18	...	...	-0.264 $\pm$ 0.107	Fuhr22	...	...
J06594+195	...	...	...	...	...	0.19 $\pm$ 0.14	Gai14	...	...
J06596+057	...	...	...	...	...	-1.19 $\pm$ 0.12	Gai14	-2.411	...
J07009-023	...	...	...	...	...	0.0 $\pm$ 0.3	AF15a	...	...
J07012+008	...	...	...	...	...	0.26 $\pm$ 0.09	Gai14	...	...
J07033+346	=	2.4	Rein22	8.04	DA19	-3.154 $\pm$ 0.57	Fuhr22	...	11.141
J07034+767	...	...	...	...	...	0.31 $\pm$ 0.17	Gai14	...	...
J07044+682	<	2.0	Rein18	...	...	0.273 $\pm$ 0.015	Fuhr22	...	...
J07047+249	...	...	...	...	...	0.31 $\pm$ 0.23	Gai14	...	...

Table B.3: Carmencita identifier and compiled activity parameters (continued).

Karman	$v \sin i$ flag	$v \sin i$ [ $\text{kms}^{-1}$ ]	Ref. <sup>a</sup>	$P$ [d]	Ref. <sup>b</sup>	pEW(H $\alpha$ ) [ $\text{\AA}$ ]	Ref. <sup>c</sup>	$\log L_X/L_J^d$	$NUV - J^e$ [mag]
J07051-101	...	...	...	0.54	Skr21	-6.0 $\pm$ 0.7	AF15a	-2.738	...
J07052+084	...	...	...	...	...	0.55 $\pm$ 0.35	Gai14	...	...
J07076+486	...	...	...	...	...	0.081 $\pm$ 0.018	Lu19	...	...
J07078+672	...	...	...	...	...	0.39 $\pm$ 0.07	Gai14	...	12.398
J07081-228	<	3.0	Jeff18	...	...	0.25 $\pm$ 0.22	Gai14	...	...
J07086+307	...	...	...	...	...	0.23 $\pm$ 0.1	Gai14	...	11.714
J07095+698	...	...	...	...	...	0.7 $\pm$ 0.33	Gai14	...	13.488
J07102+376	...	...	...	...	...	0.345 $\pm$ 0.206	Lu19	...	...
J07105-087	...	...	...	...	...	-1.7 $\pm$ 0.5	AF15a	-2.586	...
J07121+522	=	3.2 $\pm$ 0.3	Hou10	...	...	0.35 $\pm$ 0.1	Gai14	...	11.767
J07129+357	...	...	...	...	...	-0.25 $\pm$ 0.11	Gai14	-2.918	11.706
J07163+331	...	...	...	...	...	-3.068 $\pm$ 0.146	Lu19	-2.099	11.186
J07172-050	=	27.9 $\pm$ 1.6	Gilh18	0.41	Med20	-2.6 $\pm$ 0.2	Gai14	-2.599	...
J07174+195	...	...	...	85.84	Hart11	0.17 $\pm$ 0.025	New17	...	...
J07182+137	...	...	...	...	...	-0.123 $\pm$ 0.004	Lu19	...	...
J07195+328	<	3.0	Jeff18	...	...	0.52 $\pm$ 0.08	Gai14	...	11.618
J07199+840	...	...	...	...	...	0.01 $\pm$ 0.2	Gai14	...	14.114
J07212+005	...	...	...	8.86	This work	0.56 $\pm$ 0.08	Gai14	-3.447	...
J07227+306	...	...	...	...	...	0.429 $\pm$ 0.077	Lu19	...	12.931
J07232+460	<	6.0	Bro10	...	...	0.45 $\pm$ 0.06	Gai14	-3.779	11.984
J07274+220	...	...	...	...	...	0.5 $\pm$ 0.08	Gai14	...	...
J07282-187	<	3.0	Jeff18	...	...	0.0 $\pm$ 0.05	Sche15	...	...
J07287-032	<	2.0	Rein18	115.4	Shan24	0.256 $\pm$ 0.005	Fuhr22	...	...
J07310+460	=	14.9 $\pm$ 0.7	Fou18	1.97	This work	-9.5 $\pm$ 0.6	AF15a	-1.686	9.828
J07319+362N	=	1.7	Rein22	16.4 $\pm$ 0.3	DA19	-2.728 $\pm$ 0.282	Fuhr22	-1.813	11.298
J07319+392	...	...	...	...	...	-0.102	Jon16	...	12.614
J07320+173E	=	3.0 $\pm$ 1.6	Fou18	13.29	Hart11	0.56 $\pm$ 0.04	Gai14	...	11.498
J07320+686	=	2.7 $\pm$ 0.3	Hou10	...	...	0.56 $\pm$ 0.06	Gai14	...	12.071
J07325+248	...	...	...	...	...	0.49 $\pm$ 0.1	Gai14	...	12.594
J07342+009	<	3.0	Rein12	...	...	-0.08 $\pm$ 0.3	Gai14	...	...
J07344+629	=	2.5	Rein12	...	...	0.42 $\pm$ 0.06	Gai14	...	...
J07346+223	...	...	...	26.78	West15	0.27 $\pm$ 0.014	New17	...	...
J07353+548	<	2.0	Rein18	21.8 $\pm$ 1.0	DA19	0.274 $\pm$ 0.006	Fuhr22	...	11.886
J07354+482	...	...	...	...	...	0.58 $\pm$ 0.08	Gai14	...	13.307
J07359+785	<	8.0	Gilh18	...	...	0.0 $\pm$ 0.5	AF15a	...	...
J07365-006	...	...	...	...	...	-1.5 $\pm$ 0.4	AF15a	...	...
J07383+344	...	...	...	...	...	0.54 $\pm$ 0.11	Gai14	...	...
J07384+240	...	...	...	3.87	Hart11	-3.709 $\pm$ 0.058	New17	-1.74	...
J07386-212	<	2.0	Rein18	...	...	0.239 $\pm$ 0.006	Fuhr22	...	...
J07393+021	=	1.7	Rein22	11.45	Shan24	0.522 $\pm$ 0.012	Fuhr22	...	11.628
J07395+334	...	...	...	...	...	0.47 $\pm$ 0.08	Gai14	...	...
J07403-174	<	2.0	Rein18	...	...	0.0	Sche19	...	...

Table B.3: Carmencita identifier and compiled activity parameters (continued).

Karman	$v \sin i$ flag	$v \sin i$ [ $\text{kms}^{-1}$ ]	Ref. <sup>a</sup>	$P$ [d]	Ref. <sup>b</sup>	pEW(H $\alpha$ ) [ $\text{\AA}$ ]	Ref. <sup>c</sup>	$\log L_X/L_J^d$	$NUV - J^e$ [mag]
J07421+500	...	...	...	...	...	0.08±0.29	Gai14	-3.679	13.565
J07431+181	...	...	...	...	...	0.44±0.05	Gai14	...	12.302
J07446+035	=	4.6	Rein22	2.78	Shan24	-7.534±0.461	Fuhr22	-2.049	...
J07467+574	=	17.6±0.8	Kess18	0.82	This work	-7.089±0.592	Lu19	-2.653	11.116
J07470+760	...	...	...	...	...	0.0±0.3	AF15a	...	...
J07472+503	=	10.3	Rein22	1.32	Shan24	-3.143±0.291	Fuhr22	-2.814	10.824
J07482+203	<	1.0	Hou10	...	...	0.35±0.08	Gai14	...	...
J07493+849	...	...	...	...	...	-0.04±0.27	Gai14	...	12.934
J07497-033	...	...	...	...	...	-1.4±0.4	AF15a	...	9.783
J07518+055	<	2.5	Jen09	122.22	Med20	1.237±0.087	Lu19	...	12.513
J07523+162	=	9.0±2.0	RB10	0.88	West15	-25.4±1.4	AF15a	...	10.354
J07525+063	...	...	...	...	...	-0.007±0.005	Lu19	...	...
J07558+833	=	11.8	Rein22	1.11	Shan24	-4.634±0.479	Fuhr22	-2.089	9.819
J07581+072	...	...	...	0.58	West15	-3.836±0.038	New17	-2.56	...
J07582+413	<	2.0	Rein18	...	...	0.144±0.011	Fuhr22	...	12.573
J07583+496	<	3.0	Jeff18	...	...	0.12±0.28	Gai14	...	...
J07585+155N	...	...	...	...	...	-5.97	Haw97	...	9.941
J07590+153	...	...	...	20.7±0.15	Bidd14	0.39±0.09	Gai14	...	...
J08005+258	=	3.5	Jeff18	...	...	0.61±0.09	Gai14	...	13.755
J08017+237	<	3.0	Jeff18	...	...	0.32±0.25	Gai14	...	...
J08023+033	...	...	...	...	...	0.18±0.008	Fuhr22	...	...
J08025-130	...	...	...	...	...	0.0±0.4	AF15a	...	...
J08068+367	...	...	...	74.4	Hart11	0.18±0.31	Gai14	...	...
J08069+422	...	...	...	8.81	Hart11	-2.5±0.4	AF15a	...	11.78
J08083+585	...	...	...	...	...	0.11±0.29	Gai14	...	12.792
J08095+219	...	...	...	...	...	0.27±0.09	Gai14	...	...
J08103+095	...	...	...	...	...	0.39±0.1	Gai14	...	...
J08108+039	...	...	...	123.18	West15	0.092±0.031	New17	...	13.265
J08117+531	...	...	...	...	...	0.21±0.029	New17	...	...
J08119+087	=	0.4	Rein22	5.42±0.15	DA19	0.085±0.044	Fuhr22	...	...
J08126-215	<	2.0	Rein18	...	...	0.092±0.025	Fuhr22	-4.007	...
J08158+346	=	23.9±1.6	Gilh18	...	...	0.36±0.06	Gai14	...	11.722
J08161+013	<	2.0	Rein18	40.7±0.4	DA19	0.323±0.014	Fuhr22	...	...
J08175+209	...	...	...	...	...	0.32±0.28	Gai14	...	...
J08178+311	<	8.0	Gilh18	0.97	Hart11	0.27±0.1	Gai14	...	...
J08202+055	...	...	...	...	...	0.11±0.09	Gai14	...	12.193
J08258+690	...	...	...	...	...	-0.462±0.054	New17	...	...
J08282+201	...	...	...	...	...	...	...	...	...
J08283+553	...	...	...	...	...	...	...	...	...
J08293+039	=	0.8	Rein22	...	...	0.061±0.005	Lu19	...	12.732
J08298+267	=	11.5	Rein22	0.46±0.0	DA19	0.335±0.028	Fuhr22	...	12.422
J08313-104	...	...	...	...	...	-5.591±1.041	Fuhr22	...	...
	...	...	...	...	...	...	...	-2.682	...

Table B.3: Carmencita identifier and compiled activity parameters (continued).

Karman	$v \sin i$ flag	$v \sin i$ [kms <sup>-1</sup> ]	Ref. <sup>a</sup>	$P$ [d]	Ref. <sup>b</sup>	pEW(H $\alpha$ ) [Å]	Ref. <sup>c</sup>	$\log L_X/L_J^d$	$NUV - J^e$ [mag]
J08314-060	<	3.0	Jeff18	...	...	0.3±0.09	Sche15	...	12.976
J08315+730	<	2.0	Rein18	105.0±11.0	DA19	0.158±0.006	Fuhr22	...	13.36
J08317+057	...	...	...	...	...	-1.62±0.08	Gai14	-1.974	...
J08321+844	...	...	...	...	...	...	Gai14	...	13.219
J08325+451	...	...	...	...	...	...	...	...	...
J08334+185	...	...	...	...	...	0.18±0.08	Sche19	...	...
J08344-011	<	3.0	Jeff18	...	...	0.081±0.032	Fuhr22	-3.52	12.729
J08358+680	=	1.1	Rein22	...	...	0.44±0.1	Gai14	...	13.057
J08371+151	<	3.0	Jeff18	48.25	Rae20	0.007±0.039	New17	...	...
J08375+035	...	...	...	100.48	West15	0.42±0.15	Gai14	...	12.558
J08387+516	...	...	...	...	...	-3.57	Haw97	...	...
J08398+089	...	...	...	...	...	0.189±0.011	Fuhr22	...	13.982
J08402+314	<	2.0	Rein18	118.0±14.0	DA19	-22.68	Shk09	-1.765	...
J08404+184	...	...	...	32.68	New16	0.044±0.014	Sche19	...	13.523
J08409-234	<	2.5	Bro10	57.5±1.7	Irv23	...	...	...	...
J08410+676	...	...	...	...	Lafa21	-1.785±0.609	Fuhr22	...	...
J08413+594	=	2.0	Rein22	88.65	...	0.43±0.11	Gai14	...	...
J08428+095	<	3.0	Jeff18	...	...	...	...	...	...
J08443-104	...	...	...	...	...	...	...	...	...
J08447+182	...	...	...	...	...	0.3±0.31	Gai14	...	...
J08517+181	=	3.8±0.3	Hou10	...	...	0.49±0.07	Gai14	-2.838	...
J08526+283	<	2.0	Rein18	...	...	0.072±0.024	Fuhr22	...	...
J08531-202	...	...	...	...	...	0.0±0.4	AF15a	...	13.377
J08536-034	=	8.4	Rein22	0.46	Shan24	-8.13	Schm07/133/2258	...	...
J08537+149	...	...	...	19.18	This work	0.22±0.07	Gai14	...	11.719
J08551+015	<	3.0	Jeff18	...	...	0.62±0.08	Gai14	...	...
J08555+664	...	...	...	...	...	0.17±0.15	Gai14	...	...
J08572+194	...	...	...	60.2	Rae20	0.113±0.037	New17	...	...
J08588+210	<	2.0	Stef20	29.85±1.01	Stef20	0.752±0.037	Lu19	...	...
J08599+729	...	...	...	138.0	Irv11	0.149±0.071	New17	-2.544	...
J09003+218	=	13.0	Rein22	0.44	New16	-6.4±0.09	Sche19	-2.545	...
J09005+465	<	2.0	Rein18	8.0	West15	-1.054±0.08	Fuhr22	-2.895	...
J09008+052E	<	3.0	Jeff18	...	...	0.65±0.09	Gai14	...	...
J09008+052W	<	3.0	Jeff18	...	...	0.47±0.08	Gai14	...	13.034
J09023+084	<	3.0	Jeff18	...	...	0.36±0.14	Gai14	...	13.067
J09023+177	...	...	...	...	...	-0.103±0.021	Lu19	...	...
J09028+680	<	2.0	Rein18	...	...	0.018±0.007	Fuhr22	...	13.415
J09029+716	...	...	...	...	...	...	...	...	...
J09033+056	=	7.1	Rein22	...	...	-3.79±0.09	Sche19	...	12.457
J09037+520	...	...	...	...	...	0.21±0.23	Gai14	...	...
J09038+129	...	...	...	...	...	0.35±0.27	Gai14	...	...
J09040-159	...	...	...	...	...	-2.9±0.2	AF15a	-2.095	11.03



Table B.3: Carmencita identifier and compiled activity parameters (continued).

Karman	$v \sin i$ flag	$v \sin i$ [ $\text{kms}^{-1}$ ]	Ref. <sup>a</sup>	$P$ [d]	Ref. <sup>b</sup>	pEW(H $\alpha$ ) [ $\text{\AA}$ ]	Ref. <sup>c</sup>	$\log L_X/L_J^d$	$NUV - J^e$ [mag]
J09057+186	...	...	...	36.75	Rae20	0.23 $\pm$ 0.3	Gai14	...	...
J09062+128	...	...	...	...	...	0.009 $\pm$ 0.016	Lul9	...	...
J09070-221	...	...	...	98.96	New18	...	...	...	...
J09087+665	...	...	...	...	...	...	...	...	13.977
J09091+227	...	...	...	...	...	-0.003 $\pm$ 0.011	Lul9	...	...
J09093+401	...	...	...	...	...	...	...	...	...
J09096+067	...	...	...	...	...	-4.054 $\pm$ 0.135	Lul9	-2.136	9.59
J09099+004	...	...	...	...	...	0.45 $\pm$ 0.08	Gai14	...	...
J09115+126	...	...	...	...	...	0.0 $\pm$ 0.2	AF15a	...	...
J09115+466	<	4.0	Rein12	...	...	0.56 $\pm$ 0.07	Gai14	...	...
J09144+526	=	0.5	Rein22	16.88	Shan24	0.482 $\pm$ 0.018	Fuhr22	-3.705	11.571
J09160+293	...	...	...	...	...	0.43 $\pm$ 0.28	Gai14	...	...
J09161+018	=	10.0	Rein22	1.43	Shan24	-4.406 $\pm$ 0.386	Fuhr22	-2.35	...
J09163-186	=	1.0	Rein22	...	...	-0.051 $\pm$ 0.094	Fuhr22	-3.313	11.345
J09165+841	...	...	...	...	...	0.22 $\pm$ 0.12	Gai14	...	...
J09177+584	=	3.9 $\pm$ 0.8	Jen09	...	...	-0.019 $\pm$ 0.058	New17	...	12.197
J09187+267	...	...	...	...	...	0.48 $\pm$ 0.09	Gai14	...	10.97
J09193+385N	...	...	...	...	...	-5.75	Haw97	-2.358	12.438
J09201+037	...	...	...	...	...	-1.4 $\pm$ 0.6	AF15a	-2.985	...
J09209+033	...	...	...	106.57	West15	0.142 $\pm$ 0.027	New17	...	...
J09213+731	...	...	...	...	...	-0.077 $\pm$ 0.038	New17	...	...
J09218-023	...	...	...	...	...	0.16 $\pm$ 0.04	Sche19	...	...
J09231+223	=	7.0	Jeff18	...	...	0.53 $\pm$ 0.08	Gai14	...	...
J09238+001	...	...	...	...	...	0.44 $\pm$ 0.07	Gai14	...	...
J09248+306	=	44.9 $\pm$ 3.1	Kess18	0.37	New16	-7.2 $\pm$ 0.5	AF15a	-2.221	10.046
J09275+506	...	...	...	...	...	-0.04 $\pm$ 0.17	Gai14	...	...
J09286-121	...	...	...	...	...	0.43 $\pm$ 0.1	Gai14	...	...
J09288-073	<	3.0	Jeff18	...	...	0.42 $\pm$ 0.09	Gai14	...	...
J09289-073	...	...	...	...	...	...	...	...	...
J09291+259	...	...	...	109.0	New16	-0.178 $\pm$ 0.066	New17	...	...
J09300+396	...	...	...	46.02	Hart11	0.53 $\pm$ 0.27	Gai14	...	13.43
J09302+265	<	8.0	Gilh18	10.54	This work	-3.359 $\pm$ 0.032	New17	-2.401	10.939
J09307+003	<	2.0	Rein18	...	...	0.158 $\pm$ 0.012	Fuhr22	...	...
J09308+024	...	...	...	...	...	-3.5 $\pm$ 0.3	AF15a	-3.061	11.532
J09315+202	...	...	...	...	...	0.45 $\pm$ 0.2	Gai14	...	...
J09319+363	<	2.5	Bro10	...	...	0.37 $\pm$ 0.1	Gai14	...	12.168
J09328+269	...	...	...	...	...	-7.2 $\pm$ 0.6	AF15a	...	11.676
J09352+612	...	...	...	...	...	0.12 $\pm$ 0.15	Gai14	-4.007	12.876
J09360-061	...	...	...	...	...	...	...	...	...
J09360-216	<	2.0	Rein18	74.3 $\pm$ 1.7	SM15	0.246 $\pm$ 0.013	Fuhr22	...	...
J09370+405	...	...	...	...	...	0.389 $\pm$ 0.048	Lul9	...	...
J09394+146	...	...	...	...	...	-1.8 $\pm$ 0.6	AF15a	-2.695	...

Table B.3: Carmencita identifier and compiled activity parameters (continued).

Karmin	$v \sin i$ flag	$v \sin i$ [ $\text{kms}^{-1}$ ]	Ref. <sup>a</sup>	$P$ [d]	Ref. <sup>b</sup>	pEW(H $\alpha$ ) [ $\text{\AA}$ ]	Ref. <sup>c</sup>	$\log L_X/L_J^d$	$NUV - J^e$ [mag]
J09410+220	=	3.2 $\pm$ 1.1	Jen09	...	...	...	...	...	...
J09411+132	<	2.0	Rein18	...	...	0.323 $\pm$ 0.025	Fuhr22	-3.548	...
J09423+559	<	2.0	Rein18	74.3 $\pm$ 2.8	DA19	0.16 $\pm$ 0.029	Fuhr22	...	13.48
J09425+700	=	2.1	Rein22	21.0 $\pm$ 0.4	DA19	-0.251 $\pm$ 0.083	Fuhr22	-3.215	...
J09425-192	<	3.0	Jeff18	...	...	0.38 $\pm$ 0.12	Gai14	...	13.928
J09428+700	=	1.1	Rein22	24.33 $\pm$ 0.6	DA19	-0.57 $\pm$ 0.105	Fuhr22	-2.731	...
J09430+237	...	...	...	...	...	0.58 $\pm$ 0.07	Gai14	...	12.2
J09439+269	=	0.5	Rein22	13.7 $\pm$ 0.9	DA19	0.244 $\pm$ 0.012	Fuhr22	...	13.205
J09447-182	<	2.0	Rein18	...	...	0.159 $\pm$ 0.01	Fuhr22	...	13.586
J09449-123	=	35.3	Rein22	0.44	Shan24	-11.462 $\pm$ 0.753	Fuhr22	-1.981	10.617
J09468+760	<	2.0	Rein18	50.62	Shan24	0.383 $\pm$ 0.01	Fuhr22	...	12.737
J09473+263	...	...	...	...	...	0.32 $\pm$ 0.21	Gai14	...	11.582
J09475+129	<	3.0	Jeff18	...	...	0.09 $\pm$ 0.07	Sche15	...	...
J09488+156	...	...	...	...	...	-2.9 $\pm$ 0.4	AF15a	-2.151	11.019
J09511-123	<	2.0	Rein18	...	...	0.4 $\pm$ 0.008	Fuhr22	...	...
J09526-156	...	...	...	99.66	New18	0.0 $\pm$ 0.3	AF15a	...	...
J09535+507	...	...	...	...	...	0.26 $\pm$ 0.18	Gai14	...	13.138
J09539+209	=	16.5 $\pm$ 0.4	Jen09	0.61	New16	-4.36	Haw97	-2.897	11.355
J09557+353	...	...	...	...	...	-1.64 $\pm$ 0.28	Gai14	-2.357	11.465
J09564+226	<	2.0	Fou18	107.8	New16	0.005 $\pm$ 0.037	New17	...	...
J09579+118	...	...	...	84.81	New16	-0.025 $\pm$ 0.058	New17	...	...
J09587+555	...	...	...	...	...	0.44 $\pm$ 0.06	Gai14	...	...
J09589+059	=	22.3 $\pm$ 0.4	Kess18	0.45	West15	-4.5 $\pm$ 0.7	AF15a	-2.355	11.998
J09597+472	...	...	...	123.9	New16	0.15 $\pm$ 0.035	New17	...	11.572
J09597+721	...	...	...	...	...	0.0 $\pm$ 0.3	AF15a	...	...
J10007+323	...	...	...	...	...	0.5 $\pm$ 0.06	Gai14	...	...
J10020+697	...	...	...	...	...	-0.8 $\pm$ 0.2	AF15a	...	...
J10023+480	=	0.1	Rein22	...	...	0.474 $\pm$ 0.007	Fuhr22	...	12.314
J10027+149	...	...	...	...	...	0.119	Jon16	...	...
J10035+059	...	...	...	...	...	...	...	...	...
J10043+503	=	15.2 $\pm$ 5.0	Jeff18	1.31	This work	-4.8 $\pm$ 0.21	Gai14	-1.794	10.229
J10067+417	...	...	...	35.38	Hart11	0.44 $\pm$ 0.12	Gai14	...	12.411
J10069+126	...	...	...	...	...	0.29 $\pm$ 0.19	Gai14	...	...
J10079+692	...	...	...	...	...	...	...	...	...
J10087+027	<	3.0	Jeff18	...	...	-0.35 $\pm$ 0.21	Gai14	...	...
J10087+355	...	...	...	...	...	...	...	...	...
J10088+692	...	...	...	41.2 $\pm$ 1.2	Blu20	0.74 $\pm$ 0.11	Gai14	...	...
J10094+512	<	3.0	Jeff18	...	...	0.048 $\pm$ 0.014	Lul19	...	...
J10094+544	...	...	...	...	...	0.29 $\pm$ 0.11	Gai14	...	13.32
J10117+353	...	...	...	...	...	...	...	...	...
J10122-037	=	1.5	Rein22	23.0	Shan24	0.283 $\pm$ 0.024	Fuhr22	-3.849	12.247
J10125+570	<	2.0	Rein18	...	...	0.146 $\pm$ 0.014	Fuhr22	...	13.83

Table B.3: Carmencita identifier and compiled activity parameters (continued).

Karman	$v \sin i$ flag	$v \sin i$ [ $\text{kms}^{-1}$ ]	Ref. <sup>a</sup>	$P$ [d]	Ref. <sup>b</sup>	pEW(H $\alpha$ ) [Å]	Ref. <sup>c</sup>	$\log L_X/L_J^d$	$NUV - J^e$ [mag]
J10133+467	...	...	...	2.03±0.01	Skr21	-3.161±0.085	New17	...	...
J10148+213	...	...	...	...	...	-5.9±0.9	AF15a	-2.363	...
J10155-164	...	...	...	...	...	-3.5±0.5	AF15a	...	12.026
J10158+174	<	3.0	Jeff18	...	...	0.24±0.24	Gai14	...	...
J10167-119	=	0.1	Rein22	...	...	0.291±0.006	Fuhr22	...	...
J10185-117	<	3.0	Jeff18	...	...	0.205±0.01	Fuhr22	...	...
J10196+198	=	3.3	Rein22	2.24±6.0E-4	Mori08	-3.73±0.278	Fuhr22	-2.121	...
J10200+289	...	...	...	...	...	0.0±0.4	AF15a	...	...
J10206+492	...	...	...	...	...	0.083±0.018	Lu19	...	...
J10238+438	...	...	...	60.75	Hart11	-5.1±0.5	AF15a	...	11.425
J10240+366	...	...	...	2.17	Hart11	-1.9±0.3	AF15a	...	11.587
J10251-102	=	1.1	Rein22	25.05	Shan24	0.362±0.017	Fuhr22	-4.097	12.155
J10255+263	...	...	...	46.46	West15	-0.056±0.026	New17	...	12.526
J10260+504E	...	...	...	...	...	...	...	...	...
J10260+504W	<	3.0	Jeff18	...	...	0.09±0.21	Sche15	...	...
J10273+799	...	...	...	...	...	-0.04±0.13	Gai14	...	...
J10278+028	...	...	...	...	...	0.0±0.6	AF15a	...	...
J10289+008	<	2.0	Rein18	31.72	Shan24	0.326±0.014	Fuhr22	-4.169	12.969
J10303+328	...	...	...	...	...	0.24±0.21	Gai14	...	...
J10315+570	...	...	...	...	...	-4.18	Haw97	...	12.072
J10320+033	...	...	...	21.24	This work	0.5±0.08	Gai14	...	12.575
J10345+463	...	...	...	58.26	West15	0.131±0.047	New17	...	...
J10350-094	<	2.0	Rein18	...	...	0.243±0.022	Fuhr22	...	...
J10359+288	=	4.0±2.0	Schl12b	...	...	-2.9±0.6	AF15a	-2.4	11.236
J10360+051	=	2.1	Rein22	6.9	Shan24	-5.154±0.387	Fuhr22	-2.165	10.49
J10384+485	<	20.0	Moc02	3.18	This work	-3.668±0.071	New17	-2.354	10.385
J10385+354	<	8.0	Gilh18	...	...	0.31±0.2	Gai14	...	13.553
J10389+250	<	8.0	Gilh18	...	...	-0.18±0.24	Gai14	...	...
J10396-069	<	2.0	Rein18	...	...	0.295±0.016	Fuhr22	...	13.002
J10403+015	...	...	...	35.38	This work	0.46±0.07	Gai14	...	11.82
J10416+376	<	2.0	Rein18	54.3±4.4	DA19	0.141±0.016	Fuhr22	...	...
J10443+124	...	...	...	...	...	0.0±0.6	AF15a	...	12.317
J10460+096	...	...	...	...	...	-0.017±0.057	Lu19	...	12.781
J10482-113	=	2.1±1.5	Rein18	1.5±0.2	Mori10	-2.27±0.05	Sche19	...	13.245
J10485+191	<	8.0	Gilh18	...	...	0.039±0.012	Lu19	...	...
J10506+517	...	...	...	...	...	-4.465±0.079	New17	...	10.601
J10520+139	<	3.0	Jeff18	96.8±9.7	Irw11	0.28±0.12	Gai14	...	...
J10522+059	=	19.1±0.2	Jen09	0.69	Rae20	-6.837	Giz02	-2.083	10.622
J10555-093	...	...	...	80.64	New18	...	...	...	...
J10563+042	...	...	...	...	...	-0.049±0.005	Lu19	...	12.54
J10564+070	<	2.0	Rein18	2.7±0.0	DA19	-10.046±1.066	Fuhr22	-2.66	12.139
J10576+695	...	...	...	...	...	0.6±0.11	Gai14	...	...

Table B.3: Carmencita identifier and compiled activity parameters (continued).

Karman	$v \sin i$ flag	$v \sin i$ [kms <sup>-1</sup> ]	Ref. <sup>a</sup>	$P$ [d]	Ref. <sup>b</sup>	pEW(H $\alpha$ ) [Å]	Ref. <sup>c</sup>	$\log L_X/L_J^d$	$NUV - J^e$ [mag]
J10584-107	=	2.8	Rein22	4.62	Lafa21	-5.093±0.269	Fuhr22	-2.403	10.729
J11000+228	<	2.0	Rein18	53.17	Shan24	0.261±0.016	Fuhr22	-3.98	...
J11008+120	=	28.6±1.3	Kess18	0.3	New16	-3.64	Haw97	...	...
J11013+030	...	...	...	...	...	...	...	...	...
J11014+568	...	...	...	...	...	0.5±0.13	Gai14	...	...
J11023+165E	...	...	...	...	...	0.55±0.11	Gai14	...	...
J11023+165W	...	...	...	...	...	0.37±0.17	Gai14	...	...
J11026+219	=	2.3	Rein22	14.26	Shan24	-0.051±0.053	Fuhr22	-2.932	11.021
J11030+037	...	...	...	...	...	0.0±0.3	AF15a	...	12.763
J11031+152	...	...	...	...	...	-2.04±0.51	Gai14	-2.695	11.797
J11031+366	...	...	...	2.05	This work	-6.673±0.059	New17	-2.06	10.574
J11033+359	<	2.0	Rein18	56.15±0.27	DA19	0.208±0.01	Fuhr22	...	13.509
J11042+400	...	...	...	8.92	Hart11	0.48±0.1	Gai14	...	...
J11044+304	...	...	...	...	...	0.191±0.017	Lul9	...	...
J11054+435	<	2.0	Rein18	100.9±0.3	SM18	0.279±0.015	Fuhr22	...	...
J11055+435	=	3.5	Rein22	0.78±0.02	Mori10	-10.05±1.444	Fuhr22	-2.25	...
J11057+102	<	3.0	Jeff18	...	...	0.47±0.1	Gai14	...	...
J11075+437	...	...	...	29.14	Hart11	-1.12±0.11	Sche15	...	11.904
J11081-052	<	3.0	Jeff18	...	...	0.2±0.07	Sche15	...	...
J11108+479	...	...	...	122.52	West15	0.13±0.041	New17	...	...
J11110+304E	=	2.0	Rein22	40.0	Ded21	0.646	Giz02	...	11.423
J11110+304W	=	0.7	Rein22	...	...	0.054±0.015	Sche19	...	12.323
J11126+189	=	0.4	Rein22	...	...	0.388±0.014	Fuhr22	...	...
J11152+194	<	3.0	Jeff18	...	...	0.3±0.23	Gai14	...	...
J11152-181	...	...	...	61.44	New18	...	...	...	...
J11154+410	...	...	...	63.2	Hart11	0.39±0.13	Gai14	...	12.832
J11159+553	=	30.0	Giz02	1.0	This work	-2.35±0.12	Gai14	-2.113	9.73
J11201-104	=	4.6	Rein22	5.64	Shan24	-1.512±0.126	Fuhr22	-2.22	10.75
J11216+061	...	...	...	...	...	...	...	...	...
J11231+258	<	2.5	Jen09	...	...	...	...	...	...
J11233+448	...	...	...	42.2	Hart11	0.275±0.016	New17	...	12.013
J11237+085	=	2.46±0.3	Hou10	...	...	0.4±0.2	Gai14	...	...
J11238+106	...	...	...	16.15	This work	0.34±0.13	Gai14	-3.62	...
J11239-183	...	...	...	...	...	...	...	...	...
J11240+381	...	...	...	0.47	Hart11	-6.9±0.4	AF15a	-1.974	10.545
J11247+675	...	...	...	...	...	0.35±0.13	Gai14	...	12.083
J11249+024	...	...	...	...	...	0.38±0.08	Gai14	...	11.921
J11254+782	...	...	...	...	...	0.3±0.68	Gai14	-3.418	13.321
J11276+039	...	...	...	28.38	This work	0.62±0.06	Gai14	...	11.287
J11289+101	<	2.0	Rein18	...	...	0.189±0.014	Fuhr22	...	...
J11302+076	=	0.1	Rein22	36.4±0.3	DA19	0.332±0.011	Fuhr22	...	...
J11306-080	<	2.0	Rein18	...	...	0.198±0.016	Fuhr22	...	13.554

Table B.3: Carmencita identifier and compiled activity parameters (continued).

Karman	$v \sin i$ flag	$v \sin i$ [kms <sup>-1</sup> ]	Ref. <sup>a</sup>	$P$ [d]	Ref. <sup>b</sup>	pEW(H $\alpha$ ) [Å]	Ref. <sup>c</sup>	$\log L_X/L_J^d$	$NUV - J^e$ [mag]
J11307+549	...	...	...	...	...	0.3±0.19	Gai14	...	...
J11311-149	...	...	...	...	...	0.41±0.09	Med20	...	...
J11315+022	...	...	...	25.88	Rae20	0.43±0.09	Gai14	...	12.85
J11317+226	=	0.46±0.3	Hou10	...	...	0.42±0.1	Gai14	...	11.991
J11351-056	...	...	...	...	...	...	...	...	...
J11376+587	...	...	...	...	...	0.47±0.4	Gai14	...	...
J11404+770	...	...	...	...	...	0.71±0.23	Gai14	...	...
J11417+427	<	2.0	Rein18	71.5±5.1	DA19	0.188±0.011	Fuhr22	...	14.735
J11420+147	...	...	...	...	...	0.06±0.35	Gai14	...	...
J11421+267	<	2.0	Rein18	44.6±2.0	DA19	0.281±0.008	Fuhr22	-4.211	13.743
J11423+230	...	...	...	...	...	0.046±0.021	Lu19	...	11.634
J11433+253	=	13.5±0.9	Kess18	1.33	This work	-5.119±0.061	New17	...	10.356
J11451+183	...	...	...	...	...	0.0±0.3	AF15a	...	...
J11467-140	=	0.9	Rein22	...	...	0.308±0.015	Fuhr22	...	12.639
J11474+667	=	3.1	Rein22	13.3	Shan24	-7.278±1.161	Fuhr22	-2.735	9.918
J11476+002	=	2.3	Rein22	11.6±0.04	DA19	-4.477±0.398	Fuhr22	-2.202	11.18
J11476+786	<	2.0	Rein18	...	...	0.166±0.014	Fuhr22	-3.888	14.618
J11477+008	<	2.0	Rein18	112.83	Ste16	0.097±0.021	Fuhr22	-3.385	14.653
J11483-112	...	...	...	...	...	...	...	...	12.68
J11485+076	=	14.0±0.5	Kess18	0.71	This work	-6.2±0.5	AF15a	...	10.728
J11496+220	...	...	...	...	...	0.63±0.05	Gai14	...	11.325
J11509+483	=	2.0	Rein18	125.0±23.0	DA19	-0.095±0.013	Sche19	...	13.202
J11511+352	<	2.0	Rein18	22.8±1.0	DA19	-0.065±0.01	Sche19	-3.44	...
J11529+244	=	3.8±0.7	Jen09	...	...	...	...	...	...
J11532-073	<	3.0	Jeff18	...	...	0.41±0.09	Gai14	...	13.388
J11533+430	...	...	...	...	...	0.45±0.21	Gai14	...	12.695
J11538+069	...	...	...	...	...	-0.67	Haw97	...	...
J11541+098	<	3.0	Jeff18	...	...	-1.07±0.26	Gai14	...	...
J11549-021	...	...	...	73.86	Ste16	0.045±0.002	Lu19	...	...
J11551+009	=	2.19±0.3	Hou10	...	...	0.52±0.06	Gai14	...	...
J11557-189	...	...	...	...	...	...	...	...	...
J11557-227	=	33.0±3.0	RB10	...	...	-4.1	RB10	...	...
J11575+118	=	2.31±0.3	Hou10	...	...	0.49±0.07	Gai14	...	12.821
J11582+425	...	...	...	...	...	0.12±0.062	New17	...	...
J12006-138	<	3.0	Jeff18	...	...	0.36±0.1	Gai14	...	...
J12016-122	<	3.0	Jeff18	...	...	0.49±0.08	Gai14	...	13.424
J12054+695	<	2.0	Rein18	100.0±10.0	DA19	0.088±0.041	Fuhr22	...	...
J12057+784	...	...	...	...	...	0.16±0.19	Gai14	-3.341	12.803
J12088+303	...	...	...	...	...	-0.554±0.016	Lu19	-2.7	11.91
J12093+210	...	...	...	...	...	-0.7±0.3	AF15a	...	...
J12100-150	<	2.0	Rein18	79.3	Shan24	0.157±0.022	Fuhr22	...	13.232
J12109+410	<	8.0	Gilh18	...	...	0.54±0.04	Gai14	...	12.06

Table B.3: Carmencita identifier and compiled activity parameters (continued).

Karmin	$v \sin i$ flag	$v \sin i$ [kms <sup>-1</sup> ]	Ref. <sup>a</sup>	$P$ [d]	Ref. <sup>b</sup>	pEW(H $\alpha$ ) [Å]	Ref. <sup>c</sup>	$\log L_X/L_J^d$	$NUV - J^e$ [mag]
J12111-199	<	2.0	Rein18	...	...	0.243±0.007	Fuhr22	...	13.584
J12112-199	<	3.0	Jeff18	...	...	0.13±0.06	Sche19	...	14.011
J12122+714	...	...	...	...	...	0.32±0.24	Gai14	...	...
J12123+544N	<	3.0	Jeff18	...	...	0.1±0.15	Sche15	...	...
J12123+544S	<	2.0	Rein18	96.7±3.7	Sto20	0.522±0.007	Fuhr22	...	...
J12124+121	...	...	...	...	...	0.147±0.004	Lu19	...	13.105
J12133+166	...	...	...	...	...	0.42±0.07	Gai14	...	...
J12142+006	=	6.1±0.7	Fou18	1.58	West15	-5.218±0.032	New17	-2.481	...
J12144+245	...	...	...	...	...	0.45±0.08	Gai14	...	...
J12151+487	...	...	...	17.12	This work	0.36±0.1	Gai14	...	...
J12154+391	<	8.0	Gilh18	...	...	0.32±0.16	Gai14	...	12.02
J12156+526	=	37.6	Rein22	0.73	Shan24	-4.276±0.366	Fuhr22	-2.025	10.187
J12168+248	...	...	...	...	...	0.45±0.08	Gai14	-3.813	12.881
J12189+111	=	13.0	Rein22	0.49±0.0	DA19	-5.661±0.555	Fuhr22	-2.338	11.485
J12194+283	<	3.0	MC92	23.2±0.1	SM18	0.56±0.07	Gai14	-3.52	11.679
J12198+527	<	3.8	Malo14	13.91	This work	0.11±0.05	Gai14	-2.757	10.995
J12199+364	=	20.33±3.64	Whi07	...	...	0.3±0.2	Gai14	...	12.395
J12217+682	...	...	...	...	...	0.18±0.24	Gai14	...	13.587
J12223+251	...	...	...	...	...	0.56±0.05	Gai14	...	...
J12225+123	...	...	...	...	...	0.65±0.09	Gai14	...	11.598
J12230+640	=	1.1	Rein22	32.9±1.1	DA19	0.329±0.011	Fuhr22	...	12.932
J12235+279	...	...	...	...	...	0.56±0.05	Gai14	...	11.933
J12238+125	<	3.0	MC92	...	...	0.97±0.2	Gai14	...	11.787
J12248-182	=	1.1	Rein22	...	...	0.256±0.015	Fuhr22	...	...
J12251+604	...	...	...	...	...	...	...	...	11.557
J12269+270	=	9.27±1.4	Gilh18	0.73	New16	-2.759±0.167	Lu19	-2.371	12.083
J12274+374	=	23.9±2.69	Whi07	...	...	0.41±0.16	Gai14	...	...
J12292+535	...	...	...	...	...	...	...	...	...
J12294+229	...	...	...	5.79	This work	-1.444±0.073	Lu19	-1.838	...
J12299-054E	...	...	...	...	...	...	...	...	...
J12312+086	=	1.0	Rein22	...	...	0.451±0.011	Fuhr22	...	11.712
J12323+315	...	...	...	...	...	-0.08	Jon16	...	11.645
J12324+203	...	...	...	...	...	-3.54	Haw97	-2.128	...
J12327+682	...	...	...	...	...	0.64±0.14	Gai14	...	...
J12349+322	...	...	...	...	...	-0.018±0.008	Lu19	...	...
J12350+098	<	2.0	Rein18	36.6±1.3	DA19	0.346±0.009	Fuhr22	...	12.842
J12363-043	...	...	...	...	...	...	...	...	...
J12368-019	...	...	...	...	...	0.0±0.3	AF15a	...	12.601
J12373-208	<	2.0	Rein18	...	...	0.15±0.021	Fuhr22	...	12.841
J12387-043	...	...	...	...	...	2.197±0.393	Lu19	...	...
J12388+116	<	2.0	Rein18	55.35	Shan24	0.224±0.012	Fuhr22	-3.52	12.965
J12397+255	...	...	...	2.35	West15	-3.2±0.44	West15	-2.509	...

Table B.3: Carmencita identifier and compiled activity parameters (continued).

Karman	$v \sin i$ flag	$v \sin i$ [ $\text{kms}^{-1}$ ]	Ref. <sup>a</sup>	$P$ [d]	Ref. <sup>b</sup>	pEW(H $\alpha$ ) [Å]	Ref. <sup>c</sup>	$\log L_X/L_J^d$	$NUV - J^e$ [mag]
J12416+482	...	...	...	...	...	0.43±0.14	Gai14	...	12.174
J12417+567	...	...	...	2.05	This work	-5.0±0.3	AF15a	-1.823	...
J12428+418	=	2.1	Rein22	16.2±0.1	DA19	-2.665±0.495	Fuhr22	-2.348	11.165
J12436+251	...	...	...	...	...	-0.51±0.24	Gai14	...	...
J12440-111	...	...	...	2.1	New18	-4.4±0.4	AF15a	...	11.4
J12470+466	...	...	...	...	...	0.56±0.1	Gai14	...	13.451
J12471-035	<	3.0	Jeff18	...	...	0.14±0.1	Gai14	...	12.293
J12479+097	<	2.0	Rein18	...	...	0.169±0.008	Fuhr22	...	...
J12485+495	=	20.9	Jeff18	0.59	This work	-5.47±0.25	Gai14	-1.872	10.28
J12495+094	...	...	...	...	...	-0.482±0.079	Lu19	...	12.745
J12505+269	...	...	...	...	...	-1.513±0.277	Lu19	...	...
J12594+077	...	...	...	...	...	-0.786±0.049	New17	...	...
J13000-056	<	3.0	Jeff18	...	...	0.19±0.1	Gai14	...	12.629
J13005+056	=	16.4	Rein22	0.6	Shan24	-5.195±0.232	Fuhr22	-2.266	9.949
J13019+335	...	...	...	...	...	0.4±0.11	Gai14	...	12.409
J13027+415	<	8.0	Gilh18	...	...	0.0±0.3	AF15a	...	...
J13068+308	...	...	...	111.83	West15	-0.128±0.052	New17	...	...
J13084+169	...	...	...	...	...	0.49±0.08	Gai14	...	...
J13088+163	<	8.0	Gilh18	...	...	0.46±0.061	Lu19	...	...
J13089+490	...	...	...	...	...	0.45±0.07	Gai14	...	12.535
J13095+289	=	48.6±1.1	Kess18	0.22	This work	-6.103±0.058	New17	-2.04	10.777
J13102+477	=	1.8	Rein22	28.8±0.8	DA19	-3.318±0.376	Fuhr22	-2.164	10.344
J13113+285	...	...	...	...	...	-0.334±0.389	Lu19	...	...
J13118+253	...	...	...	...	...	...	...	...	...
J13119+658	...	...	...	...	...	...	...	...	13.596
J13130+201	...	...	...	...	...	0.09±0.2	Gai14	...	...
J13140+038	...	...	...	...	...	...	...	...	...
J13165+278	...	...	...	...	...	...	...	...	...
J13167-123	...	...	...	78.53	Rae20	0.0±0.4	AF15a	...	...
J13168+231	...	...	...	...	...	0.31±0.18	Gai14	...	12.082
J13179+362	...	...	...	50.07	Hart11	0.59±0.06	Gai14	...	12.406
J13182+733	...	...	...	...	...	0.0±0.4	AF15a	...	...
J13196+333	=	1.5	Rein22	48.0±4.8	SM18	0.452±0.006	Fuhr22	...	12.373
J13209+342	<	2.0	Rein18	...	...	0.392±0.013	Fuhr22	...	...
J13215+035	...	...	...	...	...	0.57±0.07	Gai14	...	12.722
J13215+037	=	1.72±0.3	Hou10	...	...	0.46±0.18	Gai14	...	13.008
J13229+244	<	2.0	Rein18	95.0	Luq18	0.144±0.029	Fuhr22	...	...
J13239+694	...	...	...	...	...	0.52±0.18	Gai14	...	...
J13247-050	...	...	...	...	...	-1.2±0.6	AF15a	...	...
J13251-114	...	...	...	27.61	Rae20	-1.6±0.4	AF15a	...	...
J13283-023E	<	3.0	Jeff18	...	...	0.11±0.13	Sche15	...	11.088
J13293+114	<	2.0	Rein18	...	...	0.247±0.015	Fuhr22	...	13.417

Table B.3: Carmencita identifier and compiled activity parameters (continued).

Karman	$v \sin i$ flag	$v \sin i$ [ $\text{kms}^{-1}$ ]	Ref. <sup>a</sup>	$P$ [d]	Ref. <sup>b</sup>	pEW(H $\alpha$ ) [Å]	Ref. <sup>c</sup>	$\log L_X/L_J^d$	$NUV - J^e$ [mag]
J13294-143	...	...	...	6.57	This work	-6.1±0.5	AF15a	-2.263	10.969
J13299+102	<	2.0	Rein18	30.0±0.9	SM17b	0.441±0.007	Fuhr22	-3.779	12.443
J13300-087	...	...	...	61.23	Rae20	...	...	...	...
J13305+191	...	...	...	...	...	...	...	...	...
J13318+233	...	...	...	...	...	-0.02±0.29	Gai14	...	13.133
J13335+704	...	...	...	...	...	0.0±0.4	AF15a	...	...
J13343+046	=	4.0	Jeff18	...	...	0.55±0.05	Gai14	...	11.346
J13348+201	...	...	...	...	...	...	...	...	...
J13348+745	...	...	...	...	...	...	...	...	...
J13358+146	...	...	...	...	...	0.1±0.22	Gai14	...	13.352
J13369+229	...	...	...	...	...	0.38±0.17	Gai14	...	12.7
J13376+481	...	...	...	0.56	Hart11	-3.96±0.048	New17	...	10.461
J13386+258	<	3.0	Jeff18	...	...	0.36±0.1	Gai14	...	12.421
J13386-115	...	...	...	1.02	This work	-6.4±0.5	AF15a	...	11.198
J13388-022	...	...	...	...	...	-0.028	Jon16	...	13.746
J13401+437	...	...	...	...	...	0.39±0.12	Gai14	...	...
J13413-091	...	3.0	Jeff18	...	...	0.0±0.3	AF15a	...	...
J13415+148	...	...	...	...	...	0.37±0.22	Gai14	...	11.961
J13427+332	<	2.0	Rein18	...	...	0.15±0.013	Fuhr22	...	...
J13430+090	...	...	...	...	...	-0.716±0.304	Lul9	...	...
J13434+111	...	...	...	...	...	0.59±0.08	Gai14	...	...
J13450+176	=	2.3±1.5	Rein18	...	...	0.396±0.008	Fuhr22	...	12.218
J13455+609	...	...	...	...	...	0.58±0.15	Gai14	...	11.866
J13457+148	<	2.0	Rein18	52.3±1.7	SM15	0.389±0.008	Fuhr22	-4.308	12.716
J13458-179	<	2.0	Rein18	...	...	0.192±0.014	Fuhr22	...	...
J13482+236	...	...	...	...	...	-0.119±0.044	New17	...	...
J13485+563	...	...	...	...	...	0.56±0.19	Gai14	...	11.687
J13488+041	<	20.0	Moc02	...	...	-2.797±0.132	Lul9	-2.111	...
J13503-216	...	...	...	...	...	0.0±0.3	AF15a	...	...
J13507-216	...	...	...	...	...	0.37±0.11	Gai14	...	...
J13508+367	...	...	...	72.18	Hart11	-0.073±0.028	New17	...	...
J13518+127	<	20.0	Moc02	4.89	This work	-1.45±0.13	Gai14	-2.253	...
J13528+668	...	...	...	137.03	West15	-0.105±0.06	New17	...	...
J13529+536	...	...	...	...	...	0.43±0.16	Gai14	...	12.04
J13536+776	=	9.7	Rein22	1.23	Shan24	-3.475±0.256	Fuhr22	-2.187	10.758
J13537+788	...	...	...	...	...	0.52±0.12	Gai14	...	...
J13582+125	<	2.0	Rein18	...	...	0.183±0.013	Fuhr22	...	14.143
J13582-120	...	...	...	...	...	0.0±0.6	AF15a	...	...
J13583-132	...	...	...	6.77	New18	-1.9±0.4	AF15a	...	12.108
J13587-000	...	...	...	...	...	...	...	...	...
J13591-198	=	4.2	Rein22	3.32	Shan24	-3.219±0.258	Fuhr22	-2.266	11.39
J14010-026	<	2.0	Rein18	43.9±0.8	SM17b	0.41±0.006	Fuhr22	...	12.384



Table B.3: Carmencita identifier and compiled activity parameters (continued).

Karman	$v \sin i$ flag	$v \sin i$ [ $\text{kms}^{-1}$ ]	Ref. <sup>a</sup>	$P$ [d]	Ref. <sup>b</sup>	pEW(H $\alpha$ ) [Å]	Ref. <sup>c</sup>	$\log L_X/L_J^d$	$NUV - J^e$ [mag]
J14023+136	<	4.0	Rein12	18.3±0.1	SM18	0.51±0.13	Gai14	-3.598	11.646
J14024-210	...	...	...	...	...	...	...	...	...
J14039+242	...	...	...	...	...	0.34±0.29	Gai14	...	12.726
J14062+693	<	3.0	Jeff18	...	...	0.09±0.16	Gai14	...	12.279
J14082+805	=	1.2	Rein22	...	...	0.439±0.016	Fuhr22	...	12.138
J14083+758	...	...	...	...	...	0.24±0.11	Gai14	...	13.135
J14142-153	...	...	...	...	...	-12.13	Haw97	...	9.959
J14144+234	...	...	...	...	...	...	...	...	...
J14152+450	=	1.1	Rein22	52.8±1.4	DA19	0.288±0.014	Fuhr22	...	13.025
J14153+153	...	...	...	...	...	0.3±0.09	Gai14	...	12.101
J14157+594	...	...	...	...	...	0.3±0.11	Gai14	...	13.011
J14159+362	...	...	...	...	...	0.23±0.3	Gai14	-4.308	...
J14161+233	...	...	...	...	...	0.51±0.07	Gai14	-3.567	...
J14170+105	...	...	...	...	...	0.4±0.08	Gai14	...	12.461
J14173+454	=	14.9	Rein22	0.37	Shan24	-3.524±0.079	Fuhr22	-2.133	...
J14174+454	<	3.0	Jeff18	...	...	0.41±0.11	Gai14	...	...
J14175+025	...	...	...	...	...	-2.5±0.5	AF15a	-2.414	...
J14177+214	...	...	...	...	...	0.38±0.07	Gai14	...	...
J14179-005	...	...	...	...	...	...	...	...	12.601
J14189+386	...	...	...	...	...	0.6±0.06	Gai14	...	...
J14191-073	...	...	...	...	...	...	...	...	...
J14194+029	...	...	...	0.59	West15	-7.4±0.7	AF15a	-2.474	11.14
J14200+390	=	109.0	Moc02	0.37	This work	-5.16±0.22	Gai14	-2.194	...
J14201-096	<	4.0	Rein12	...	...	0.22±0.16	Gai14	...	...
J14212-011	...	...	...	91.43	New18	0.23±0.14	Gai14	...	...
J14215-079	...	...	...	...	...	0.028±0.002	Lul9	...	...
J14219+376	...	...	...	...	...	0.15±0.2	Gai14	...	...
J14227+164	=	8.0±0.5	Kess18	0.89	West15	-6.4±0.6	AF15a	...	9.862
J14231-222	...	...	...	...	...	...	...	...	...
J14249+088	...	...	...	...	...	0.39±0.11	Gai14	...	...
J14251+518	<	2.0	Rein18	...	...	0.277±0.011	Fuhr22	...	...
J14255-118	...	...	...	25.01	New18	-2.0±0.4	AF15a	...	11.439
J14257+236E	=	1.5	Rein22	17.6±0.5	DA19	0.457±0.013	Fuhr22	-3.411	11.99
J14257+236W	=	1.6	Rein22	111.0±12.0	DA19	0.522±0.01	Fuhr22	...	11.818
J14259+142	...	...	...	4.34±3.0E-4	Berth10	-3.07±0.1	Gai14	-1.874	...
J14269+241	...	...	...	...	...	0.3±0.07	Gai14	...	11.471
J14279-003N	...	...	...	...	...	-6.22	Haw97	...	10.125
J14279-003S	...	...	...	...	...	-5.878±0.324	Lul9	-1.994	9.859
J14280+139	...	...	...	...	...	-0.76±0.73	West15	...	...
J14282+053	...	...	...	...	...	0.2±0.32	Gai14	...	13.268
J14283+053	<	3.0	Jeff18	...	...	0.06±0.24	Gai14	...	13.134
J14294+155	<	2.0	Rein18	43.5±1.5	SM18	0.359±0.008	Fuhr22	...	12.767

Table B.3: Carmencita identifier and compiled activity parameters (continued).

Karmin	$v \sin i$ flag	$v \sin i$ [kms <sup>-1</sup> ]	Ref. <sup>a</sup>	$P$ [d]	Ref. <sup>b</sup>	pEW(H $\alpha$ ) [Å]	Ref. <sup>c</sup>	$\log L_X/L_J^d$	$NUV - J^e$ [mag]
J14299+295	...	...	...	...	...	-0.049±0.425	Lu19	...	...
J14306+597	=	18.7±1.5	Jen09	0.41	Skr21	-3.16	Haw97	...	...
J14307+086	=	0.6	Rein22	...	...	0.583±0.006	Fuhr22	...	11.709
J14310-122	<	2.0	Rein18	...	...	0.161±0.004	Fuhr22	...	...
J14312+754	=	14.3±0.4	Kess18	0.63	This work	-4.7±0.6	AF15a	-2.611	11.209
J14320+738	<	3.0	Jeff18	...	...	0.46±0.18	Gai14	...	...
J14321+081	=	6.8	Rein22	1.12	Shan24	-5.11±0.07	Sche19	...	11.561
J14321+160	=	14.1±1.1	Fou18	0.77	New16	-5.819±0.054	New17	-2.577	9.055
J14322+496	<	8.0	Gilh18	...	...	-1.112±1.09	Lu19	...	...
J14342-125	<	2.0	Rein18	94.77	Shan24	0.101±0.013	Fuhr22	...	...
J14366+143	...	...	...	...	...	0.54±0.07	Gai14	...	...
J14371+756	...	...	...	...	...	0.12±0.14	Gai14	...	...
J14388+422	...	...	...	39.27	Hart11	0.18±0.13	Gai14	...	12.715
J14415+064	...	...	...	...	...	0.3±0.08	Gai14	...	12.575
J14438+667	...	...	...	...	...	0.26±0.15	Gai14	...	11.903
J14472+570	<	20.0	Moc02	...	...	-3.635±0.153	Lu19	-1.761	9.873
J14485+101	...	...	...	...	...	0.0±0.3	AF15a	...	...
J14501+323	...	...	...	...	...	0.0±0.3	AF15a	...	13.218
J14524+123	=	1.6	Rein22	26.03	Shan24	0.271±0.021	Fuhr22	...	12.414
J14525+001	...	...	...	...	...	0.41±0.1	Gai14	...	...
J14544+355	<	2.0	Rein18	...	...	0.16±0.032	Fuhr22	...	14.114
J14548+099	...	...	...	...	...	0.49±0.06	Gai14	...	...
J14557+072	...	...	...	...	...	0.62±0.06	Gai14	...	11.434
J14578+566	=	13.6±0.6	Jen09	0.83	Skr21	-2.458	Fuhr23	...	12.045
J15011+354	...	...	...	...	...	0.42±0.07	Gai14	...	...
J15013+055	<	2.0	Rein18	...	...	0.193±0.026	Fuhr22	...	12.87
J15018+550	...	...	...	...	...	...	...	...	...
J15030+704	...	...	...	...	...	0.53±0.35	Gai14	...	...
J15043+294	...	...	...	...	...	0.069±0.063	Lu19	...	...
J15043+603	<	3.0	Jeff18	...	...	0.14±0.13	Gai14	...	...
J15049-211	...	...	...	109.29	New18	...	...	...	...
J15060+453	...	...	...	44.83	Hart11	...	...	...	11.818
J15073+249	<	3.0	Jeff18	...	...	0.67±0.08	Gai14	...	...
J15079+762	...	...	...	...	...	0.54±0.08	Gai14	...	...
J15095+031	<	2.0	Rein18	...	...	-9.0±0.5	AF15a	...	10.962
J15100+193	<	3.0	Jeff18	90.55	New16	0.27±0.015	Fuhr22	...	...
J15118-102	...	...	...	...	...	0.218±0.023	New17	...	...
J15119+179	...	...	...	...	...	...	...	...	...
J15151+333	...	...	...	...	...	...	...	...	...
J15156+638	...	...	...	...	...	0.0±0.3	AF15a	...	...
J15166+391	=	16.3±0.4	Kess18	0.58	This work	0.35±0.17	Gai14	...	12.409
J15193+678	...	...	...	...	...	-15.183±0.156	New17	...	...
J15193+678	...	...	...	...	...	...	...	...	11.915

Table B.3: Carmencita identifier and compiled activity parameters (continued).

Karman	$v \sin i$ flag	$v \sin i$ [kms <sup>-1</sup> ]	Ref. <sup>a</sup>	$P$ [d]	Ref. <sup>b</sup>	pEW(H $\alpha$ ) [Å]	Ref. <sup>c</sup>	$\log L_X/L_J^d$	$NUV - J^e$ [mag]
J15194-077	<	2.0	Rein18	132.5±6.3	SM15	0.201±0.013	Fuhr22	...	...
J15197+046	...	...	...	...	...	-1.8±0.3	AF15a	...	11.269
J15210+309	...	...	...	...	...	0.13±0.13	Gai14	...	...
J15214+042	...	...	...	...	...	-0.06±0.07	Gai14	...	11.565
J15218+209	=	4.1	Rein22	3.35	Shan24	-2.365±0.124	Fuhr22	-2.217	10.287
J15219+185	...	...	...	...	...	0.52±0.08	Gai14	...	...
J15238+174	=	3.1±0.5	Jen09	...	...	...	...	...	...
J15238+584	<	20.0	Moc02	...	...	-8.2±0.3	AF15a	-2.086	10.788
J15273+415	=	7.0±2.0	Reid02	...	...	0.125±0.004	Lu19	...	12.919
J15276+408	...	...	...	...	...	-0.07±0.28	Gai14	...	12.129
J15280+257	...	...	...	...	...	0.13±0.06	Gai14	...	...
J15305+094	=	13.4	Rein22	0.3±0.0	DA19	-4.174±0.093	Fuhr22	...	11.462
J15336+462	...	...	...	...	...	0.031±0.003	Lu19	...	12.67
J15340+513	...	...	...	...	...	-0.9±0.4	AF15a	...	...
J15345+142	...	...	...	...	...	...	...	...	...
J15349-143	=	10.0±2.0	RB10	...	...	-11.8	RB10	...	...
J15353+177N	...	...	...	...	...	...	...	...	...
J15353+177S	...	...	...	...	...	0.4±0.1	Gai14	...	...
J15357+221	<	3.0	Jeff18	...	...	0.45±0.12	Gai14	...	...
J15368+375	...	...	...	4.61	Hart11	-0.76±0.17	Gai14	-2.169	...
J15369-141	<	2.0	Rein18	...	...	0.151±0.01	Fuhr22	...	...
J15386+371	...	...	...	...	...	0.122±0.012	Lu19	...	...
J15416+184	...	...	...	...	...	-1.54±0.1	Gai14	-2.094	10.404
J15476+226	...	...	...	2.76	This work	-4.7±0.4	AF15a	-2.576	...
J15480+043	<	20.0	Moc02	1.79	KS13	-4.7±0.3	AF15a	-2.102	...
J15488+305	...	...	...	...	...	0.26±0.31	Gai14	...	12.842
J15493+250	...	...	...	...	...	0.39±0.19	Gai14	...	13.684
J15496+510	...	...	...	...	...	0.17±0.13	Gai14	...	13.18
J15499+796	=	31.0	Rein22	0.19	Shan24	-4.608±0.322	Fuhr22	-2.693	11.597
J15501+009	...	...	...	...	...	0.14±0.29	Gai14	...	...
J15512+306	...	...	...	...	...	-0.13±0.19	Gai14	...	11.761
J15513+295	...	...	...	...	...	-0.02±0.22	Gai14	...	...
J15531+347S	...	...	...	...	...	0.23±0.12	Gai14	...	13.319
J15538+641	...	...	...	...	...	0.5±0.1	Gai14	...	11.703
J15557+686	...	...	...	3.93	This work	-1.88±0.44	Gai14	-2.067	10.303
J15569+376	=	26.5±1.4	Fou18	0.61	This work	-5.2±0.3	AF15a	-1.985	10.053
J15578+090	<	3.0	Jeff18	...	...	0.15±0.09	Sche15	...	14.686
J15581+494	...	...	...	...	...	-3.57±0.15	Gai14	-1.985	10.003
J15583+354	=	1.6	Rein22	57.22	Hart11	-0.06±0.27	Gai14	...	...
J15587+346	...	...	...	59.77	Hart11	0.2±0.21	Gai14	...	...
J15597+440	=	54.9±4.6	Malo14	...	...	-2.7±0.16	Gai14	-2.131	10.073
J15598-082	=	0.8	Rein22	20.0±2.0	SM18	0.323±0.03	Fuhr22	-3.462	...

Table B.3: Carmencita identifier and compiled activity parameters (continued).

Karman	$v \sin i$ flag	$v \sin i$ [kms <sup>-1</sup> ]	Ref. <sup>a</sup>	$P$ [d]	Ref. <sup>b</sup>	pEW(H $\alpha$ ) [Å]	Ref. <sup>c</sup>	$\log L_X/L_J^d$	$NUV - J^e$ [mag]
J16008+403	...	...	...	...	...	0.071±0.006	Lul9	...	...
J16017+301	<	3.0	Jeff18	63.09	New16	0.41±0.1	Gai14	...	...
J16017+304	...	...	...	0.53	New16	-4.707±0.041	New17	...	...
J16018+304	...	...	...	39.14	New16	0.049±0.027	New17	...	...
J16028+205	<	2.0	Rein18	...	...	0.117±0.005	Fuhr22	...	13.861
J16033+175	...	...	...	...	...	0.45±0.08	Gai14	...	12.718
J16043-062	...	...	...	123.34	New18	...	...	...	...
J16046+263	...	...	...	...	...	0.41±0.06	Gai14	...	11.438
J16048+391	...	...	...	...	...	-1.7±0.5	AF15a	...	...
J16054+769	...	...	...	...	...	0.26±0.19	Gai14	...	...
J16062+290	...	...	...	...	...	0.41±0.29	Gai14	...	...
J16074+059	...	...	...	...	...	0.06±0.033	Lul9	...	...
J16082-104	...	...	...	...	...	...	...	...	...
J16090+529	<	4.0	Rein12	16.3±0.1	SM18	0.26±0.12	Gai14	-3.567	11.66
J16092+093	<	2.0	Rein18	44.3	Shan24	0.116±0.088	Fuhr22	...	...
J16102-193	=	7.3±1.5	Rein18	6.26±0.01	DA19	-1.43±0.05	Sche19	...	...
J16120+033	<	3.0	Jeff18	...	...	0.53±0.07	Gai14	-3.169	12.466
J16126-188	...	...	...	...	...	0.4±0.1	Gai14	...	...
J16144-028	<	12.0	Des12	...	...	-1.12	PB06	...	...
J16145+191	...	...	...	...	...	-0.74	Lep13	...	...
J16147+048	...	...	...	...	...	-0.144±0.111	Lul9	...	...
J16155+244	...	...	...	...	...	0.32±0.16	Gai14	...	12.538
J16167+672N	=	0.2	Rein22	20.0	This work	0.277±0.016	Fuhr22	...	...
J16167+672S	=	1.7	Rein22	22.0	Lafa21	0.564±0.007	Fuhr22	-3.868	...
J16180+062	...	...	...	...	...	-1.27±0.12	Gai14	-2.722	11.672
J16204-042	...	...	...	...	...	0.68±0.06	Gai14	...	...
J16220+228	...	...	...	1.37	Nor07	-1.83±0.09	Gai14	-1.926	9.911
J16247+229	...	...	...	...	...	0.38±0.15	Gai14	...	12.42
J16254+543	<	2.0	Rein18	76.79±0.13	DA19	0.285±0.009	Fuhr22	-4.064	13.657
J16255+323	...	...	...	...	...	0.34±0.22	Gai14	...	11.924
J16259+834	...	...	...	...	...	0.18±0.15	Gai14	...	...
J16303-126	<	2.0	Rein18	119.0±1.0	DA19	0.167±0.01	Fuhr22	-4.131	10.908
J16313+408	=	7.4	Rein22	0.51	Shan24	-7.504±0.455	Fuhr22	...	...
J16315+175	...	...	...	...	...	0.32±0.14	Gai14	...	...
J16327+126	<	2.0	Rein18	...	...	0.291±0.004	Fuhr22	...	13.875
J16328+098	...	...	...	...	...	0.38±0.11	Gai14	...	...
J16342+543	...	...	...	...	...	0.48±0.11	Gai14	...	...
J16360+088	=	3.0±0.7	Fou18	6.41±0.06	Irw11	-1.3±0.054	New17	-2.573	11.694
J16395+505	...	...	...	...	...	0.29±0.1	Gai14	...	13.18
J16401+007	=	31.0±0.8	Fou18	0.31±0.01	Irw11	-3.779±0.07	New17	-2.49	...
J16403+676	=	10.8±0.7	Fou18	0.38	This work	-8.018±0.102	New17	-2.031	10.791
J16408+363	<	4.0	Rein12	15.96	Hart11	0.23±0.12	Gai14	...	...

Table B.3: Carmencita identifier and compiled activity parameters (continued).

Karman	$v \sin i$ flag	$v \sin i$ [ $\text{kms}^{-1}$ ]	Ref. <sup>a</sup>	$P$ [d]	Ref. <sup>b</sup>	pEW(H $\alpha$ ) [Å]	Ref. <sup>c</sup>	$\log L_X/L_J^d$	$NUV - J^e$ [mag]
J16462+164	=	0.4	Rein22	...	...	0.301±0.007	Fuhr22	...	13.506
J16487-157	<	4.0	Rein12	...	...	0.5±0.06	Gai14	-4.131	...
J16508-048	...	...	...	...	...	...	...	...	...
J16509+224	=	9.6	Jeff18	...	...	-4.02	Haw97	-2.441	11.571
J16528+630	...	...	...	...	...	0.072±0.085	New17	...	...
J16529+400	...	...	...	...	...	0.142±0.008	Lu19	...	12.143
J16542+119	<	8.0	Gilh18	...	...	0.53±0.05	Gai14	...	12.241
J16554-083N	=	0.2	Rein22	6.52±0.01	DA19	0.164±0.015	Fuhr22	...	...
J16555-083	=	4.0	Rein22	1.09	Lafa21	-4.54±0.06	Sche19	...	...
J16570-043	=	9.7	Rein22	1.21	Kira12	-3.648±0.325	Fuhr22	-2.176	11.309
J16573+124	...	...	...	...	...	...	...	-2.236	...
J16574+777	...	...	...	...	...	0.2±0.23	Gai14	...	...
J16578+473	...	...	...	14.0	Shan24	0.765±0.007	Fuhr22	-3.347	8.272
J16581+257	=	0.3	Rein22	23.8±0.1	DA19	0.368±0.019	Fuhr22	...	12.22
J16587+688	...	...	...	...	...	0.45±0.22	Gai14	...	...
J17003+253	...	...	...	...	...	...	...	...	...
J17006+063	...	...	...	...	...	0.43±0.17	Gai14	...	11.858
J17010+082	...	...	...	...	...	0.186±0.017	Lu19	...	...
J17027-060	...	...	...	...	...	0.5±0.06	Gai14	...	...
J17033+514	<	2.0	Rein18	...	...	0.078±0.026	Fuhr22	...	...
J17043+169	...	...	...	...	...	0.27±0.11	Gai14	...	...
J17052-050	<	2.0	Rein18	50.2±1.3	DA19	0.373±0.009	Fuhr22	-3.813	13.029
J17071+215	<	2.0	Rein18	...	...	0.259±0.007	Fuhr22	...	13.803
J17082+516	...	...	...	...	...	0.49±0.13	Gai14	...	...
J17098+119	...	...	...	...	...	...	...	...	...
J17104+279	...	...	...	33.08	Hart11	0.32±0.1	Gai14	...	12.535
J17115+384	<	2.0	Rein18	62.6±2.0	DA19	0.246±0.006	Fuhr22	...	13.688
J17146+269	...	...	...	...	...	0.42±0.08	Gai14	...	12.313
J17153+049	...	...	...	...	...	...	...	...	...
J17160+110	<	4.0	Rein12	33.6±3.6	SM18	0.46±0.09	Gai14	...	12.301
J17166+080	<	2.0	Rein18	...	...	0.305±0.012	Fuhr22	...	...
J17177-118	...	...	...	...	...	...	...	...	...
J17198+417	<	2.0	Rein18	71.5±2.6	DA19	0.27±0.019	Fuhr22	...	13.785
J17207+492	...	...	...	...	...	...	...	...	...
J17219+214	...	...	...	...	...	...	...	...	...
J17225+055	...	...	...	...	...	0.05±0.11	Gai14	...	...
J17242-043	...	...	...	...	...	0.36±0.1	Gai14	...	...
J17276+144	...	...	...	...	...	...	...	...	12.477
J17285+374	...	...	...	...	...	...	...	-2.572	...
J17303+055	<	2.0	Rein18	34.6	Shan24	0.449±0.009	Fuhr22	...	12.307
J17312+820	...	...	...	79.22	New16	-0.935±0.046	New17	...	12.707
J17316+047	...	...	...	...	...	0.35±0.22	Gai14	...	12.916

Table B.3: Carmencita identifier and compiled activity parameters (continued).

Karman	$v \sin i$ flag	$v \sin i$ [kms <sup>-1</sup> ]	Ref. <sup>a</sup>	$P$ [d]	Ref. <sup>b</sup>	pEW(H $\alpha$ ) [Å]	Ref. <sup>c</sup>	$\log L_X/L_J^d$	$NUV - J^e$ [mag]
J17321+504	...	...	...	...	...	...	...	...	...
J17328+543	...	...	...	...	...	0.47±0.28	... Gai14	...	...
J17338+169	=	38.0	Rein22	0.27	Shan24	-8.202±0.713	Fuhr22	-2.349	...
J17355+616	=	0.9	Rein22	18.39	DA19	0.394±0.018	Fuhr22	-3.868	...
J17364+683	<	2.5	Bro10	56.5±1.3	Fou23	0.43±0.09	Gai14	-4.064	...
J17376+220	...	...	...	...	...	-0.0±0.006	Lu19	...	...
J17378+185	<	2.0	Rein18	35.02	Shan24	0.323±0.01	Fuhr22	...	...
J17386+612	...	...	...	1.85	This work	-7.32	Haw97	...	...
J17388+080	...	...	...	...	...	0.15±0.22	Gai14	...	13.271
J17395+277S	...	...	...	...	...	0.45±0.13	Gai14	...	...
J17419+407	...	...	...	...	...	0.36±0.14	Gai14	...	12.214
J17421-088	...	...	...	...	...	...	...	...	...
J17423+574	...	...	...	...	...	0.19±0.007	Lu19	...	12.083
J17431+854	...	...	...	...	...	0.2±0.17	Gai14	...	13.059
J17432-185	...	...	...	...	...	...	...	...	...
J17460+246	...	...	...	...	...	0.58±0.12	Gai14	...	...
J17469+228	...	...	...	...	...	0.41±0.07	Gai14	...	11.78
J17481+159	...	...	...	...	...	...	...	...	...
J17502+237	<	4.5	Jen09	...	...	...	...	...	...
J17515+147	...	...	...	...	...	...	...	...	...
J17521+647	...	...	...	...	...	...	...	...	...
J17542+073	<	2.0	Rein18	...	...	0.52±0.11	Gai14	...	11.725
J17547+128	...	...	...	...	...	0.06±0.039	Fuhr22	...	...
J17572+707	=	39.2±5.0	Des12	...	...	0.45±0.23	Gai14	...	13.068
J17578+046	=	0.4	Rein22	145.0±15.0	TP19	-1.5	RB10	...	...
J17589+807	...	...	...	...	...	0.185±0.019	Fuhr22	-4.512	...
J18010+508	...	...	...	...	...	0.02±0.32	Gai14	...	...
J18012+355	...	...	...	...	...	0.34±0.14	Gai14	...	12.118
J18022+642	=	12.9	Rein22	0.28	Shan24	...	...	...	...
J18027+375	<	2.0	Rein18	123.8	New16	-4.722±0.318	Fuhr22	-2.268	11.095
J18031+179	...	...	...	...	...	0.07±0.018	Fuhr22	...	...
J18037+247	...	...	...	...	...	0.5±0.08	Gai14	...	...
J18051-030	<	2.0	Rein18	127.8±3.2	SM15	0.46±0.11	Gai14	...	...
J18063+728	...	...	...	...	...	0.403±0.011	Fuhr22	-3.868	...
J18074+184	...	...	...	...	...	0.51±0.1	Gai14	-3.932	...
J18075-159	=	1.6	Rein22	3.87±0.01	DA19	0.53±0.08	Gai14	...	11.65
J18096+318	...	...	...	32.15	Hart11	-4.298±0.524	Fuhr22	-2.153	...
J18103+512	...	...	...	...	...	0.49±0.11	Gai14	...	...
J18109+220	...	...	...	...	...	0.31±0.09	Gai14	...	12.649
J18131+260	=	6.3	Rein22	2.28	Shan24	0.47±0.06	Gai14	...	...
J18134+054	...	...	...	...	...	-5.782±0.12	Fuhr22	-1.75	10.326
J18135+055	...	...	...	64.55	West15	0.62±0.14	Gai14	...	11.966
	...	...	...	...	...	0.026±0.088	New17	...	...

Table B.3: Carmencita identifier and compiled activity parameters (continued).

Karman	$v \sin i$ flag	$v \sin i$ [ $\text{kms}^{-1}$ ]	Ref. <sup>a</sup>	$P$ [d]	Ref. <sup>b</sup>	pEW(H $\alpha$ ) [Å]	Ref. <sup>c</sup>	$\log L_X/L_J^d$	$NUV - J^e$ [mag]
J18157+189	...	...	...	...	...	0.4±0.08	Gai14	...	...
J18160+139	...	...	...	...	...	0.51±0.12	Gai14	...	...
J18163+015	<	3.0	Jeff18	...	...	0.45±0.14	Gai14	...	...
J18165+048	<	2.0	Rein18	...	...	0.046±0.023	Fuhr22	...	...
J18165+455	<	4.0	Rein12	39.52	Hart11	0.28±0.08	Gai14	...	12.029
J18174+483	=	2.2	Rein22	15.83	Shan24	-1.342±0.14	Fuhr22	-2.644	10.918
J18180+387W	=	3.7	Jeff18	...	...	0.0±0.3	Sche15	...	...
J18189+661	=	14.5	Rein22	0.52	Shan24	-2.225±0.28	Fuhr22	-2.704	...
J18193-057	...	...	...	...	...	...	...	...	...
J18195+420	...	...	...	27.69	Hart11	0.47±0.12	Gai14	...	...
J18198-019	=	6.42±0.78	LS10	31.69	Shan24	0.571±0.01	Fuhr22	...	...
J18221+063	=	0.3	Rein22	...	...	0.176±0.011	Fuhr22	...	...
J18224+620	<	2.0	Rein18	...	...	0.084±0.034	Fuhr22	...	...
J18227+379	...	...	...	...	...	0.41±0.06	Gai14	...	...
J18240+016	<	3.0	Jeff18	...	...	0.24±0.19	Gai14	...	...
J18250+246	<	4.0	Rein12	26.7±0.1	SM18	0.47±0.1	Gai14	...	...
J18255+383	...	...	...	...	...	0.48±0.06	Gai14	...	...
J18292+638	...	...	...	...	...	0.46±0.17	Gai14	...	13.05
J18296+338	...	...	...	...	...	...	...	...	...
J18312+068	<	3.0	Jeff18	...	...	0.41±0.17	Gai14	...	...
J18319+406	<	2.0	Rein18	50.2±1.3	DA19	0.115±0.027	Fuhr22	-3.796	13.309
J18346+401	<	2.0	Rein18	40.2±0.8	DA19	0.15±0.018	Fuhr22	-3.813	...
J18352+414	...	...	...	...	...	0.36±0.19	Gai14	...	12.908
J18353+457	<	2.0	Rein18	34.0±2.9	DA19	0.528±0.003	Fuhr22	-4.169	...
J18354+457	...	...	...	...	...	0.41±0.13	Gai14	...	...
J18356+329	=	49.2±4.9	Rein18	0.12	Shan24	-1.65±0.14	Sche19	-1.951	...
J18358+800	...	...	...	...	...	-3.01±0.23	Gai14	-2.258	...
J18362+567	...	...	...	...	...	0.61±0.13	Gai14	...	11.527
J18363+136	=	1.4	Rein22	50.2±1.6	DA19	-0.747±0.183	Fuhr22	-2.602	11.375
J18394+690	=	...	...	10.22	This work	-2.13±0.11	Gai14	-2.508	10.545
J18395+301	=	23.45±1.2	Whi07	...	...	0.51±0.06	Gai14	...	...
J18399+334	...	...	...	38.83	New16	-0.274±0.023	New17	...	...
J18402-104	...	...	...	...	...	0.34±0.07	Gai14	...	...
J18405+595	...	...	...	...	...	0.47±0.13	Gai14	...	12.468
J18409+315	=	7.55±0.3	Hou10	...	...	-0.36	Lep13	...	...
J18409-133	=	1.1	Rein22	28.23	Shan24	0.457±0.009	Fuhr22	...	...
J18416+397	...	...	...	...	...	-2.55	Haw97	-2.501	...
J18419+318	<	2.0	Rein18	...	...	0.22±0.009	Fuhr22	...	...
J18427+596S	=	1.4	Rein22	...	...	0.34±0.13	Gai14	-4.131	14.155
J18432+253	...	...	...	...	...	0.33±0.15	Gai14	...	11.937
J18433+406	<	12.0	Des12	...	...	-7.45	Schm07/133/2258	...	...
J18451+063	<	3.0	Jeff18	16.18	Kira12	-0.14±0.06	Gai14	-3.121	...

Table B.3: Carmencita identifier and compiled activity parameters (continued).

Karman	$v \sin i$ flag	$v \sin i$ [kms <sup>-1</sup> ]	Ref. <sup>a</sup>	$P$ [d]	Ref. <sup>b</sup>	pEW(H $\alpha$ ) [Å]	Ref. <sup>c</sup>	$\log L_X/L_J^d$	$NUV - J^e$ [mag]
J18453+188	=	10.4	Jeff18	1.01	West15	-3.7±0.074	New17	...	10.554
J18480-145	<	2.0	Rein18	...	...	0.288±0.014	Fuhr22	...	...
J18482+076	=	3.6	Rein22	2.76±0.01	DA19	-3.532±0.377	Fuhr22	-2.729	...
J18487+615	...	...	...	...	...	0.05±0.17	Gai14	...	12.726
J18498-238	=	4.4	Rein22	2.87±0.01	DA19	-2.115±0.317	Fuhr22	...	11.618
J18499+186	...	...	...	86.83	West15	-1.4±0.6	AF15a	...	...
J18500+030	...	...	...	...	...	0.57±0.12	Gai14	...	...
J18507+479	<	3.0	Jeff18	69.68	McQ13	0.67±0.21	Gai14	...	...
J18515+027	...	...	...	...	...	0.58±0.13	Gai14	...	...
J18516+244	...	...	...	...	...	0.41±0.1	Gai14	...	...
J18518+165	<	4.0	Rein12	...	...	0.46±0.12	Gai14	...	...
J18519+130	...	...	...	3.02	Kira12	-1.74±0.12	Gai14	-2.191	...
J18534+028	...	...	...	...	...	0.16±0.36	Gai14	...	...
J18548+008	...	...	...	...	...	0.51±0.04	Gai14	-3.261	...
J18563+544	...	...	...	...	...	0.41±0.09	Gai14	...	...
J18564+463	<	8.0	Gilh18	70.17	Hart11	-0.077±0.022	New17	...	...
J18571+075	...	...	...	...	...	0.43±0.16	Gai14	...	...
J18580+059	=	0.5	Rein22	35.2±0.3	DA19	0.438±0.024	Fuhr22	-3.849	...
J18596+079	<	4.0	Rein12	...	...	0.66±0.05	Gai14	...	...
J19025+704	...	...	...	...	...	0.34±0.28	Gai14	...	13.089
J19025+754	...	...	...	...	...	...	...	...	...
J19032+034	<	3.0	Jeff18	...	...	0.15±0.21	Gai14	...	...
J19032-135	...	...	...	...	...	...	...	...	...
J19045+240	...	...	...	...	...	0.44±0.25	Gai14	...	...
J19070+208	<	2.0	Rein18	...	...	0.141±0.003	Fuhr22	...	13.739
J19072+208	<	2.0	Rein18	3.8±0.01	DA19	0.154±0.007	Fuhr22	...	13.741
J19082+265	<	8.0	Gilh18	...	...	...	...	...	...
J19084+322	<	2.0	Rein18	74.1±2.8	DA19	0.235±0.011	Fuhr22	...	...
J19093-147	...	...	...	...	...	...	...	...	...
J19095+391	...	...	...	38.91	McQ13	0.44±0.08	Gai14	...	...
J19098+176	<	2.0	Rein18	80.1±3.2	DA19	0.069±0.027	Fuhr22	...	...
J19106+015	<	8.0	Gilh18	...	...	0.32±0.21	Gai14	...	...
J19116+050	...	...	...	...	...	0.52±0.09	Gai14	...	...
J19124+355	...	...	...	...	...	0.22±0.17	Gai14	...	...
J19146+193S	...	...	...	...	...	...	...	...	...
J19169+051N	=	0.2	Rein22	46.0±0.2	DA19	0.32±0.01	Fuhr22	...	...
J19169+051S	=	3.7	Rein22	23.6±0.3	DA19	-5.24±0.09	Sche19	...	...
J19216+208	<	2.0	Rein18	133.0±9.0	DA19	0.071±0.033	Fuhr22	...	...
J19218+286	...	...	...	...	...	0.5±0.07	Gai14	...	...
J19228+307	...	...	...	...	...	0.4±0.18	Gai14	...	...
J19234+666	...	...	...	...	...	0.38±0.14	Gai14	...	...
J19237+797	...	...	...	...	...	0.24±0.11	Gai14	...	...



Table B.3: Carmencita identifier and compiled activity parameters (continued).

Karman	$v \sin i$ flag	$v \sin i$ [ $\text{km s}^{-1}$ ]	Ref. <sup>a</sup>	$P$ [d]	Ref. <sup>b</sup>	pEW(H $\alpha$ ) [Å]	Ref. <sup>c</sup>	$\log L_X/L_J^d$	$NUV - J^e$ [mag]
J19242+755	...	...	...	114.0	Irw11	-0.278	Giz02	...	12.856
J19251+283	<	2.0	Rein18	...	...	0.148±0.029	Fuhr22	...	...
J19255+096	=	34.7±3.5	Rein18	...	...	-1.6±0.15	Sche19	...	...
J19260+244	...	...	...	2.68	This work	-6.3±0.6	AF15a	-2.604	...
J19268+167	<	8.0	Gilh18	...	...	-3.43	Haw97	-2.827	...
J19284+289	...	...	...	...	...	0.5±0.05	Gai14	...	...
J19289+066	...	...	...	...	...	0.39±0.07	Gai14	...	...
J19326+005	...	...	...	...	...	0.4±0.05	Gai14	...	...
J19336+395	=	14.0±1.5	Gilh18	67.44	McQ13	0.25±0.25	Gai14	...	...
J19346+045	=	3.9±1.5	Rein18	21.79	Shan24	0.557±0.011	Fuhr22	...	...
J19349+532	...	...	...	...	...	0.04±0.17	Gai14	...	13.404
J19351+084N	...	...	...	...	...	...	...	...	...
J19358+413	...	...	...	25.4	McQ13	0.5±0.13	Gai14	...	...
J19395+718	<	4.0	Rein12	...	...	0.41±0.11	Gai14	...	12.115
J19419+031	...	...	...	...	...	...	...	...	...
J19422-207	=	6.7	Rein22	1.34	Shan24	-6.16±0.696	Fuhr22	-1.981	...
J19457+323	<	4.0	Rein12	...	...	0.23±0.13	Gai14	...	...
J19468-019	...	...	...	...	...	0.43±0.1	Gai14	...	...
J19470+352	...	...	...	...	...	0.32±0.28	Gai14	...	...
J19486+359	...	...	...	...	...	0.13±0.19	Gai14	...	...
J19510+104	...	...	...	...	...	...	...	...	...
J19511+464	=	24.6	Rein22	0.59	Shan24	-3.909±0.182	Fuhr22	-2.436	...
J19512+622	...	...	...	...	...	0.4±0.18	Gai14	...	11.829
J19535+341	...	...	...	...	...	0.45±0.18	Gai14	...	...
J19540+325	...	...	...	...	...	0.3±0.19	Gai14	...	...
J19546+202	...	...	...	...	...	0.59±0.05	Gai14	...	...
J19558+512	...	...	...	...	...	0.23±0.14	Gai14	...	...
J19564+591	...	...	...	...	...	0.0±0.4	AF15a	...	...
J19565+591	...	...	...	...	...	0.5±0.1	AF15a	...	...
J19573-125	...	...	...	...	...	...	...	...	...
J19582+020	...	...	...	...	...	0.45±0.1	Gai14	...	...
J19582+650	<	3.0	Jeff18	...	...	-0.06±0.35	Gai14	...	...
J20011+002	<	3.0	Jeff18	...	...	0.37±0.14	Gai14	...	...
J20034+298	<	8.0	Gilh18	...	...	-1.1±0.4	AF15a	...	...
J20037+644	...	...	...	2.15	This work	0.21±0.13	Gai14	-2.722	10.333
J20038+059	...	...	...	...	...	0.45±0.13	Gai14	...	...
J20039-081	<	3.0	Jeff18	84.99	New18	0.14±0.08	Sche15	...	...
J20057+529	...	...	...	...	...	...	...	...	...
J20079-015	...	...	...	...	...	...	...	...	...
J20082+333	=	15.7±0.4	Jen09	...	...	-4.79	Haw97	-2.583	...
J20093-012	=	5.5	Rein22	1.37	Shan24	-5.732±0.82	Fuhr22	-2.422	...
J20109+708	...	...	...	...	...	...	...	...	10.585

Table B.3: Carmencita identifier and compiled activity parameters (continued).

Karmin	$v \sin i$ flag	$v \sin i$ [ $\text{kms}^{-1}$ ]	Ref. <sup>a</sup>	$P$ [d]	Ref. <sup>b</sup>	pEW(H $\alpha$ ) [ $\text{\AA}$ ]	Ref. <sup>c</sup>	$\log L_X/L_J^d$	$NUV - J^e$ [mag]
J20112+161	...	...	...	...	...	-0.9 $\pm$ 0.5	AF15a	...	...
J20112+379	...	...	...	...	...	0.37 $\pm$ 0.14	Gai14	...	...
J20129+342	...	...	...	...	...	0.32 $\pm$ 0.11	Gai14	...	...
J20132+029	...	...	...	...	...	0.5 $\pm$ 0.07	Gai14	-3.107	11.558
J20138+133	...	...	...	35.7 $\pm$ 0.2	SM18	0.62 $\pm$ 0.06	Gai14	...	12.009
J20139+066	...	...	...	...	...	...	...	...	...
J20151+635	...	...	...	...	...	-0.71	Lep13	...	...
J20165+351	...	...	...	...	...	0.49 $\pm$ 0.09	Gai14	...	...
J20187+158	<	3.0	Jeff18	...	...	-0.03 $\pm$ 0.18	Gai14	-3.478	...
J20220+216	...	...	...	...	...	0.38 $\pm$ 0.07	Gai14	-3.071	...
J20223+322	...	...	...	...	...	0.29 $\pm$ 0.36	Gai14	...	...
J20227+473	...	...	...	...	...	...	...	...	...
J20229+106	...	...	...	...	...	...	...	...	...
J20260+585	<	2.0	Rein18	57.7 $\pm$ 0.4	DA19	-0.045 $\pm$ 0.055	Fuhr22	...	...
J20305+654	=	2.7	Rein22	32.8 $\pm$ 0.5	DA19	0.073 $\pm$ 0.039	Fuhr22	-3.124	...
J20336+617	=	0.3	Rein22	12.6 $\pm$ 0.7	DA19	0.125 $\pm$ 0.032	Fuhr22	...	...
J20339+643	...	...	...	...	...	...	...	...	...
J20347+033	...	...	...	...	...	0.56 $\pm$ 0.13	Gai14	...	...
J20349+592	...	...	...	...	...	-0.029 $\pm$ 0.034	New17	...	...
J20367+388	...	...	...	...	...	...	...	...	...
J20373+219	...	...	...	2.37	Hart11	...	...	...	...
J20403+616	...	...	...	...	...	-0.67 $\pm$ 0.19	Gai14	...	...
J20405+154	<	2.0	Rein18	106.0 $\pm$ 6.0	DA19	0.42 $\pm$ 0.09	Gai14	...	...
J20429-189	=	2.34 $\pm$ 0.3	Hou10	...	...	-0.169 $\pm$ 0.079	Fuhr22	...	...
J20433+047	...	...	...	...	...	0.48 $\pm$ 0.06	Gai14	...	...
J20435+240	=	24.3	Jeff18	0.8	This work	-3.22 $\pm$ 0.15	Gai14	-1.944	...
J20436+642	...	...	...	...	...	0.41 $\pm$ 0.09	Gai14	...	...
J20436-001	...	...	...	...	...	0.45 $\pm$ 0.07	Gai14	...	...
J20445+089S	...	...	...	...	...	0.41 $\pm$ 0.13	Gai14	...	...
J20450+444	<	2.0	Rein18	39.12	Shan24	0.353 $\pm$ 0.008	Fuhr22	...	...
J20451-313	=	8.2	Rein22	4.89	Shan24	-2.18 $\pm$ 0.11	Gai14	-1.857	10.152
J20496-003	...	...	...	...	...	...	...	...	...
J20525-169	<	2.0	Rein18	67.6 $\pm$ 0.6	DA19	0.099 $\pm$ 0.048	Fuhr22	...	...
J20533+621	<	2.0	Rein18	...	...	0.409 $\pm$ 0.011	Fuhr22	-3.868	...
J20535+106	...	...	...	...	...	...	...	...	...
J20549+675	...	...	...	...	...	0.17 $\pm$ 0.2	Gai14	...	11.047
J20556-140S	<	2.0	Marf21	134.63	New18	0.119 $\pm$ 0.019	Fuhr22	...	...
J20567-104	<	2.0	Rein18	9.63 $\pm$ 0.01	DA19	0.04 $\pm$ 0.012	Sche19	...	13.059
J20574+223	=	10.42 $\pm$ 0.43	MRI14	...	...	-0.249 $\pm$ 0.041	MR14	...	...
J20586+342	<	4.0	Rein12	...	...	0.43 $\pm$ 0.13	Gai14	...	11.714
J21001+495	...	...	...	...	...	0.37 $\pm$ 0.19	Gai14	...	...
J21019-063	<	2.0	Rein18	49.29	Shan24	0.304 $\pm$ 0.015	Fuhr22	-3.763	12.803

Table B.3: Carmencita identifier and compiled activity parameters (continued).

Karman	$v \sin i$ flag	$v \sin i$ [kms <sup>-1</sup> ]	Ref. <sup>a</sup>	$P$ [d]	Ref. <sup>b</sup>	pEW(H $\alpha$ ) [Å]	Ref. <sup>c</sup>	$\log L_X/L_J^d$	$NUV - J^e$ [mag]
J21027+349	...	...	...	...	...	-4.5±0.7	AF15a	-2.331	11.909
J21044+455	...	...	...	...	...	0.38±0.12	Gai14	...	...
J21048-169	...	...	...	...	...	0.41±0.06	Gai14	...	...
J21055+061	<	3.0	Jeff18	...	...	0.42±0.11	Gai14	...	12.922
J21057+502	...	...	...	...	...	0.27±0.03	Sche15	...	...
J21059+044	...	...	...	...	...	0.32±0.11	Gai14	...	12.572
J21074+468	...	...	...	...	...	0.0±0.4	AF15a	...	...
J21076-130	=	52.2±4.4	Malo14	...	...	-3.48±0.22	Gai14	-2.095	10.109
J21087-044N	...	...	...	...	...	-3.13	Haw97	...	...
J21092-133	=	2.63±0.3	Hou10	...	...	0.42±0.08	Gai14	-4.131	13.283
J21100-193	=	9.4±0.9	Malo14	3.71	Kira12	-5.4	Ria06	...	10.441
J21123+359	...	...	...	...	...	0.43±0.07	Gai14	...	...
J21127-073	...	...	...	...	...	0.09±0.01	Lul9	...	...
J21138+180	...	...	...	...	...	0.46±0.09	Gai14	...	...
J21145+508	...	...	...	...	...	0.15±0.22	Gai14	...	...
J21152+257	=	1.7	Rein22	34.8±0.2	DA19	0.318±0.024	Fuhr22	...	...
J21160+298W	...	...	...	...	...	-3.21	Shk09	-1.547	...
J21164+025	=	0.1	Rein22	42.68	Shan24	0.308±0.008	Fuhr22	...	12.922
J21173+640	...	...	...	9.66	West15	-8.687±0.066	New17	-2.36	...
J21176-089S	...	...	...	...	...	-0.067±0.002	Lul9	-2.308	12.55
J21185+302	=	5.1±2.0	Jeff18	7.8±0.2	SM18	-1.9±0.14	Gai14	-2.311	...
J21221+229	<	2.0	Rein18	41.0±1.7	DA19	0.374±0.027	Fuhr22	...	10.835
J21243+085	...	...	...	...	...	...	...	...	...
J21245+400	...	1.4±1.0	LS10	...	...	-1.1±0.6	AF15a	...	...
J21267+037	=	...	...	...	...	0.61±0.07	Gai14	...	11.644
J21272-068	...	...	...	...	...	0.4±0.07	Gai14	...	12.724
J21275+340	...	...	...	...	...	0.39±0.1	Gai14	...	...
J21277+072	...	...	...	...	...	0.4±0.08	Gai14	...	...
J21280+179	...	...	...	...	...	0.53±0.08	Gai14	...	...
J21283-223	...	...	...	...	...	0.46±0.1	Gai14	...	13.135
J21338+017N	...	...	...	...	...	...	...	...	...
J21338+017S	...	...	...	...	...	0.352	Giz02	...	...
J21338-068	...	...	...	...	...	-1.68	Haw97	...	...
J21348+515	<	2.0	Rein18	54.3±1.5	DA19	0.268±0.018	Fuhr22	...	...
J21369+561	...	...	...	...	...	0.42±0.14	Gai14	...	...
J21378+530	...	...	...	...	...	0.58±0.1	Gai14	...	...
J21402+370	...	...	...	...	...	0.48±0.05	Gai14	...	...
J21421-121	...	...	...	...	...	0.13±0.14	Gai14	...	11.59
J21441+170N	...	...	...	...	...	...	...	-2.339	...
J21441+170S	...	...	...	...	...	...	...	-3.455	...
J21450-057	...	...	...	...	...	...	...	...	...
J21454-059	...	...	...	...	...	...	...	...	...

Table B.3: Carmencita identifier and compiled activity parameters (continued).

Karman	$v \sin i$ flag	$v \sin i$ [kms <sup>-1</sup> ]	Ref. <sup>a</sup>	$P$ [d]	Ref. <sup>b</sup>	pEW(H $\alpha$ ) [Å]	Ref. <sup>c</sup>	$\log L_X/L_J^d$	$NUV - J^e$ [mag]
J21463+382	<	2.0	Rein18	...	...	0.158±0.015	Fuhr22	...	...
J21466+668	=	0.3	Rein22	100.0	Ama21	0.154±0.011	Fuhr22	...	...
J21469+466	<	3.0	Jeff18	...	...	-0.05±0.16	Sche15	...	...
J21472-047	...	...	...	...	...	-0.53±0.04	Sche15	...	...
J21474+627	...	...	...	...	...	0.69±0.1	Gai14	...	...
J21478+502	...	...	...	...	...	...	...	...	...
J21479+058	...	...	...	...	...	0.44±0.2	Gai14	...	12.571
J21481+014	...	...	...	...	...	...	...	...	...
J21482+279	...	...	...	...	...	0.44±0.09	Gai14	...	...
J21512+128	...	...	...	...	...	...	...	...	...
J21521+274	...	...	...	...	...	...	...	...	...
J21539+417	<	4.0	Rein12	...	...	0.61±0.08	Gai14	...	...
J21566+197	...	...	...	...	...	0.46±0.24	Gai14	...	...
J21569-019	...	...	...	...	...	...	...	...	...
J21574+081	<	3.0	Jeff18	...	...	0.42±0.13	Gai14	...	12.159
J21584+755	<	4.0	Rein12	...	...	0.43±0.11	Gai14	...	11.798
J21585+612	...	...	...	...	...	...	...	...	...
J21593+418	...	...	...	77.99	Hart11	0.26±0.26	Gai14	...	...
J22012+283	=	36.4	Rein22	0.45±0.0	DA19	-4.683±0.414	Fuhr22	...	9.719
J22020-194	<	2.0	Rein18	...	...	0.197±0.0	Fuhr22	-2.197	13.931
J22021+014	=	1.1	Rein22	29.5±0.1	DA19	0.452±0.012	Fuhr22	...	11.785
J22033+674	...	...	...	...	...	...	...	...	...
J22051+051	...	...	...	...	...	-0.073±0.02	Lu19	...	...
J22057+656	<	2.0	Rein18	120.47	Lafa21	0.394±0.009	Fuhr22	...	...
J22058-119	=	3.3	Jeff18	...	...	0.52±0.05	Gai14	...	11.798
J22060+393	...	...	...	...	...	0.3±0.21	Gai14	...	...
J22063+173	...	...	...	...	...	0.35±0.12	Gai14	...	...
J22067+034	...	...	...	...	...	...	...	...	...
J22088+117	...	...	...	...	...	-7.21±0.08	Sche15	...	10.581
J22095+118	...	...	...	...	...	0.0±0.4	AF15a	...	...
J22096-046	=	0.5	Rein22	39.2±6.3	SM15	0.315±0.012	Fuhr22	...	...
J22097+410	<	3.0	Jeff18	...	...	0.32±0.11	Gai14	...	13.345
J22102+587	...	...	...	...	...	...	...	...	...
J22112+410	...	...	...	...	...	0.6±0.09	Gai14	...	12.315
J22112-025	<	8.0	Gilh18	...	...	0.4±0.1	Gai14	...	12.849
J22114+409	=	2.0	Rein22	30.0±1.3	DA19	-5.262±0.525	Fuhr22	-2.031	11.938
J22115+184	=	1.2	Rein22	36.3±0.2	DA19	0.375±0.022	Fuhr22	...	11.899
J22117-207	...	...	...	...	...	-4.9	Boch05	...	10.261
J22125+085	<	2.0	Rein18	...	...	0.23±0.007	Fuhr22	-2.128	13.48
J22134-147	...	...	...	...	...	...	...	...	...
J22135+259	...	...	...	...	...	-3.714±0.23	Lu19	...	-2.284
J22137-176	<	2.0	Rein18	116.4	Ste16	0.106±0.023	Fuhr22	...	...

Table B.3: Carmencita identifier and compiled activity parameters (continued).

Karman	$v \sin i$ flag	$v \sin i$ [ $\text{kms}^{-1}$ ]	Ref. <sup>a</sup>	$P$ [d]	Ref. <sup>b</sup>	pEW(H $\alpha$ ) [ $\text{\AA}$ ]	Ref. <sup>c</sup>	$\log L_X/L_J^d$	$NUV - J^e$ [mag]
J22154+662	<	3.0	Jeff18	...	...	0.31 $\pm$ 0.29	Gai14	-3.121	...
J22160+546	...	...	...	...	...	-2.1 $\pm$ 0.5	AF15a	...	...
J22163+709	...	...	...	...	...	0.43 $\pm$ 0.16	Gai14	...	...
J22176+565	...	...	...	...	...	0.49 $\pm$ 0.08	Gai14	...	...
J22202+067	...	...	...	...	...	0.0 $\pm$ 0.4	AF15a	...	...
J22228+280	...	...	...	...	...	...	...	...	...
J22231-176	=	2.3	Rein22	4.57	Shan24	-3.726 $\pm$ 0.321	Fuhr22	-2.305	11.109
J22249+520	=	3.6 $\pm$ 1.0	Fou18	81.77	New16	-0.751 $\pm$ 0.068	New17	...	...
J22250+356	=	2.3 $\pm$ 1.0	Fou18	22.9	Hart11	0.2 $\pm$ 0.25	Gai14	-3.026	...
J22252+594	<	2.0	Rein18	64.6 $\pm$ 2.1	DA19	0.161 $\pm$ 0.02	Fuhr22	...	...
J22262+030	...	...	...	...	...	-3.93	Haw97	...	...
J22264+583	...	...	...	...	...	0.0 $\pm$ 0.4	AF15a	...	...
J22270+068	...	...	...	...	...	-1.26 $\pm$ 0.191	Lul9	...	12.291
J22287+189	<	4.0	Rein12	...	...	0.57 $\pm$ 0.1	Gai14	...	12.007
J22289-134	=	7.0 $\pm$ 2.0	MB03	...	...	-1.41	Haw97	...	...
J22290+016	...	...	...	...	...	0.53 $\pm$ 0.05	Gai14	...	...
J22298+414	<	2.0	Rein18	99.8 $\pm$ 1.2	DA19	0.139 $\pm$ 0.008	Fuhr22	...	...
J22330+093	<	2.0	Rein18	37.8	Shan24	0.373 $\pm$ 0.026	Fuhr22	...	12.663
J22347+040	...	...	...	...	...	0.18 $\pm$ 0.29	Gai14	...	...
J22348-010	...	...	...	100.19	New18	...	...	...	...
J22353+746	...	...	...	15.65	This work	0.28 $\pm$ 0.09	Gai14	-3.1	11.229
J22373+299	...	...	...	...	...	0.48 $\pm$ 0.08	Gai14	...	12.0
J22387+252	...	...	...	...	...	0.0 $\pm$ 0.4	AF15a	...	...
J22406+445	...	...	...	...	...	...	...	...	...
J22415+188	...	...	...	...	...	0.26 $\pm$ 0.09	Gai14	-2.948	11.028
J22426+176	<	3.0	Jeff18	...	...	0.38 $\pm$ 0.11	Gai14	...	12.527
J22433+221	...	...	...	3.05	West15	-4.987 $\pm$ 0.053	New17	...	11.607
J22437+192	<	20.0	Moc02	...	...	-2.5 $\pm$ 0.5	AF15a	...	11.342
J22440+405	...	...	...	...	...	0.45 $\pm$ 0.07	Gai14	...	...
J22441+405	...	...	...	...	...	0.42 $\pm$ 0.06	Gai14	...	...
J22464-066	...	...	...	...	...	...	...	...	...
J22468+443	=	4.1	Rein22	4.35	Shan24	-4.937 $\pm$ 0.44	Fuhr22	-1.66	...
J22476+184	...	...	...	...	...	0.0 $\pm$ 0.4	AF15a	...	13.42
J22479+318	...	...	...	...	...	0.161 $\pm$ 1.225	Lul9	...	...
J22489+183	...	...	...	...	...	-5.3 $\pm$ 0.9	AF15a	...	...
J22503-070	<	2.0	Rein18	...	...	0.425 $\pm$ 0.013	Fuhr22	...	11.912
J22506+348	...	...	...	...	...	0.4 $\pm$ 0.09	Gai14	...	...
J22507+286	...	...	...	...	...	0.3 $\pm$ 0.18	Gai14	...	12.931
J22509+499	...	...	...	0.68	This work	-4.527 $\pm$ 0.331	Lul9	-2.171	...
J22518+317	=	12.7	Rein22	1.63 $\pm$ 0.01	DA19	-4.452 $\pm$ 0.172	Fuhr22	-2.083	...
J22526+750	<	2.0	Fou18	105.56	West15	-0.8 $\pm$ 0.4	AF15a	...	...
J22532-142	<	2.0	Rein18	81.0 $\pm$ 0.8	DA19	0.135 $\pm$ 0.026	Fuhr22	...	14.136

Table B.3: Carmencita identifier and compiled activity parameters (continued).

Karman	$v \sin i$ flag	$v \sin i$ [kms <sup>-1</sup> ]	Ref. <sup>a</sup>	$P$ [d]	Ref. <sup>b</sup>	pEW(H $\alpha$ ) [Å]	Ref. <sup>c</sup>	$\log L_X/L_J^d$	$NUV - J^e$ [mag]
J22543+609	...	...	...	...	...	0.11±0.52	Gai14	...	...
J22547-054	...	...	...	...	...	...	...	...	...
J22559+057	=	11.57±0.46	MR14	...	...	-0.502±0.011	MR14	-4.097	12.107
J22559+178	=	0.9	Rein22	27.0±2.5	SM18	0.376±0.011	Fuhr22	...	...
J22565+165	=	1.3	Rein22	39.5±0.2	DA19	0.361±0.019	Fuhr22	-4.211	12.26
J23028+436	=	29.0±1.5	Kess18	0.35	This work	-5.8±0.9	AF15a	-2.63	...
J23036+097	...	...	...	...	...	0.0±0.4	AF15a	...	12.571
J23045+667	<	5.3	Tok92	...	...	0.72±0.1	Gai14	-3.503	...
J23051+519	...	...	...	...	...	0.094±0.004	Lu19	...	...
J23060+639	=	7.0±1.4	Fou18	2.84	This work	-2.08±0.1	Gai14	-2.013	...
J23064-050	<	2.0	Rein18	3.3±0.01	DA19	-1.98±0.14	Sche19	...	...
J23065+717	...	...	...	...	...	0.32±0.15	Gai14	...	...
J23075+686	...	...	...	...	...	0.06±0.14	Gai14	...	...
J23081+033	...	...	...	...	...	0.35±0.05	Gai14	...	...
J23083-154	=	69.4±0.7	Fou18	0.43	This work	-1.8±0.5	Sche19	-2.043	9.683
J23088+065	=	4.5±1.2	Tor06	...	...	0.14±0.06	Gai14	-2.714	11.025
J23089+551	...	...	...	104.1	New16	-0.563±0.062	New17	...	...
J23107-192	...	...	...	...	...	...	...	...	...
J23121-141	...	...	...	...	...	...	...	...	...
J23142-196N	...	...	...	...	...	0.61±0.07	Gai14	...	12.06
J23142-196S	...	...	...	...	...	...	...	...	...
J23161+067	...	...	...	...	...	...	...	...	...
J23175+063	<	3.0	Jeff18	...	...	0.2±0.28	Gai14	...	12.965
J23182+462	...	...	...	8.6	Hart11	0.39±0.09	Gai14	...	...
J23182+795	...	...	...	...	...	0.0±0.4	AF15a	...	...
J23193+154	...	...	...	...	...	0.54±0.12	Gai14	...	...
J23215+568	...	...	...	...	...	0.52±0.21	Gai14	...	...
J23216+172	<	2.0	Rein18	74.7±0.7	DA19	0.106±0.031	Fuhr22	...	...
J23220+569	...	...	...	...	...	0.0±0.4	AF15a	...	...
J23229+372	...	...	...	...	...	0.23±0.13	Gai14	...	...
J23234+155	<	3.0	Jeff18	...	...	0.3±0.06	Gai14	...	12.535
J23245+578	=	1.0	Rein22	36.48	Shan24	0.386±0.027	Fuhr22	-4.097	...
J23249+506	...	...	...	...	...	-0.01±0.08	Gai14	...	...
J23252+009	...	...	...	...	...	0.51±0.05	Gai14	...	...
J23256+531	...	...	...	24.8±0.06	Irw11	-4.704±0.057	New17	-2.071	11.683
J23262+088	...	...	...	...	...	0.44±0.08	Gai14	...	...
J23265+121	...	...	...	...	...	0.3±0.24	Gai14	...	...
J23301-026	...	...	...	...	...	...	...	...	11.145
J23317-027	<	4.7	Mal014	1.08	This work	-17.7	Kra14	-1.851	...
J23323+540	...	...	...	...	...	0.33±0.18	Gai14	...	...
J23340+001	<	2.0	Rein18	...	...	0.325±0.007	Fuhr22	...	13.213
J23350+252	...	...	...	...	...	...	...	...	...

Table B.3: Carmencita identifier and compiled activity parameters (continued).

Karman	$v \sin i$ flag	$v \sin i$ [ $\text{kms}^{-1}$ ]	Ref. <sup>a</sup>	$P$ [d]	Ref. <sup>b</sup>	pEW(H $\alpha$ ) [Å]	Ref. <sup>c</sup>	$\log L_X/L_J^d$	$NUV - J^e$ [mag]
J23351-023	<	2.0	Rein18	88.92	New18	-0.542±0.118	Fuhr22	...	11.27
J23354+300	...	...	...	...	...	0.177±0.036	New17	...	13.239
J23357+419	...	...	...	...	...	0.45±0.09	Gai14	...	...
J23364+554	...	...	...	16.73	Hart11	0.29±0.05	Gai14	...	...
J23376-128	...	...	...	...	...	...	...	...	...
J23381-162	<	2.0	Rein18	61.66	Wat06	0.319±0.006	Fuhr22	...	13.105
J23386+391	...	...	...	...	...	...	...	...	...
J23389+210	...	...	...	...	...	-5.05	Haw97	-2.618	...
J23419+441	<	2.0	Rein18	106.0±6.0	DA19	-0.38±0.116	Fuhr22	-2.745	...
J23423+349	...	...	...	...	...	-0.6±0.4	AF15a	...	...
J23428+308	...	...	...	...	...	-2.8	Haw97	...	12.063
J23431+365	=	1.4	Rein22	83.6±7.0	DA19	-0.906±0.248	Fuhr22	-2.664	12.413
J23438+610	...	...	...	...	...	0.0±0.4	AF15a	...	...
J23462+284	...	...	...	...	...	0.46±0.11	Gai14	...	...
J23480+490	...	...	...	...	...	0.2±0.1	Gai14	...	...
J23492+024	<	2.0	Rein18	49.9±3.5	SM18	0.314±0.011	Fuhr22	-3.849	12.841
J23492+100	=	31.0	Moc02	...	...	-3.215±0.044	New17	-2.64	11.256
J23496+083	<	...	...	...	...	0.48±0.07	Gai14	...	11.671
J23505-095	<	2.0	Rein18	...	...	0.051±0.041	Fuhr22	...	13.492
J23509+384	...	...	...	73.03	New16	0.059±0.057	New17	...	...
J23523-146	...	...	...	...	...	...	...	...	...
J23541+516	...	...	...	...	...	0.039±0.005	Lu19	...	...
J23544+081	...	...	...	...	...	0.116±0.005	Lu19	...	...
J23548+385	=	3.6	Rein22	4.8	Shan24	-4.989±0.303	Fuhr22	-1.921	10.741
J23554-039	...	...	...	54.47	New18	-0.021	Jon16	...	...
J23560+150	<	8.0	Gilh18	...	...	0.0±0.4	AF15a	...	...
J23569+230	...	...	...	...	...	0.0±0.4	AF15a	...	11.384
J23577+197	...	...	...	...	...	...	...	...	...
J23598+477	<	4.5	Jen09	...	...	...	...	...	...

**Notes.** <sup>(a)</sup> Barn14; Barnes et al. (2014); Bro10 Browning et al. (2010); Des12; Deshpande et al. (2012); Foul18; Fouqué et al. (2018); Gilh18; Gilhool et al. (2018); Giz02; Gizis et al. (2002); Hou10; Houdebine (2010); Jeff18; Jeffers et al. (2018); Jeff95; Jeffries (1995); Jen09; Jenkins et al. (2009); Kess18; Kesseli et al. (2018); LS10; López-Santiago et al. (2010); MA10; Martínez-Arnáiz et al. (2010); MB03; Mohanty & Basri (2003); MC92; Marey & Chen (1992); MR14; Martínez-Rodríguez (2014); Malo14; Malo et al. (2014); Marf21; Marfil et al. (2021); Moc02; Mochmacki et al. (2002); RB10; Reiners & Basri (2010); Reid02; Reid et al. (2002); Rein12; Reiners et al. (2012); Rein18; Reiners et al. (2018); Rein22; Reiners et al. (2022); Schl10; Schlieder et al. (2010); Schl12b; Schlieder et al. (2012b); Sta97; Stauffer et al. (1997); Stef20; Stefansson et al. (2020); Tok92; Tokovinin (1992); Tor06; Torres et al. (2006); White et al. (2007). <sup>(b)</sup> Ama21; Amado et al. (2021); Berth10; Bernhard et al. (2010); Bidd14; Biddle et al. (2014); Blu20; Bluhm et al. (2019); DA19; Díez Alonso et al. (2021); Ded21; Dedrick et al. (2021); Dre20; Dreizler et al. (2020); Fou23; Fouqué et al. (2023); Hart10; Hartman et al. (2010); Hart11; Hartman et al. (2011); Irw23; Irwing et al. (2023); Irw11; Irwin et al. (2011); KE02; Koen & Eyer (2002); KS13; Kiraga & Stepien (2013); Kira12; Kiraga (2012); Laf21; Lafarga et al. (2021); Luq18; Luque et al. (2018); Luq22; Luque et al. (2022); McQ13; McQuillan et al. (2013); Med20; Medina et al. (2020); Mori08; Morin et al. (2008); Mori10; Morin et al. (2010); New16; Newton et al. (2016); New18; Newton et al. (2018); Nor07; Norton et al. (2007); Poj02; Pojmanski (2002); Rae20; Raetz et al. (2020); Rev20; Revilla (2020); SM15; Suárez Mascareño et al. (2015); SM17b; Suárez Mascareño et al. (2017); SM18; Suárez Mascareño et al. (2018); SM23; Suárez Mascareño et al. (2023); Shan24; Shan et al. (2024); Skr21; Skrzypinski (2021); Ste16; Stelzer et al. (2016); Stef20; Stefansson et al. (2020); Sto20; Stock et al. (2020); TP19; Toledo-Padrón et al. (2023); Wat06; Watson et al. (2006); West15; West et al. (2015). <sup>(c)</sup> AF15a; Alonso-Floriano et al. (2015b); Boch05; Bochanski et al. (2005); Fuhr22; Fuhrmeister et al. (2022); Fuhrmeister et al. (2023); Gai14; Gaidos et al. (2014); Giz02; Gizis et al. (2002); Haw97; Reid et al. (1995a); Jon16; Jones & West (2016); Kra14; Kraus et al. (2014); Lep13; Lépine et al. (2013); Lu19; Lu et al. (2019); MR14; Martínez-Rodríguez (2014); Med20; Medina et al. (2020); New17; Newton et al. (2017); PB06; Pham-Bao & Bessell (2006b); RB10; Reiners & Basri (2010); Ria06; Riaz et al. (2006); Ried14; Riedel et al. (2014); Sche15; Schöfer (2015); Sche19; Schöfer et al. (2019); Schn19; Schneider et al. (2019); Schm07; Schmidt et al. (2007); Shk09; Shkolnik et al. (2009); West15; West et al. (2015). <sup>(d)</sup> X-rays flux from IRXS: Voges et al. (2000). <sup>(e)</sup> J magnitude from 2MASS (Skrutskie et al. 2006) and NUV magnitude from GALEX (Bianchi et al. 2011).



Table B.4: Carmencita identifier, stellar population and kinematic groups, and activity flags of the 1647 studies stars.

Karmn	Pop. <sup>a</sup>	SKG			Activity flag <sup>b</sup>	Close binarity <sup>c</sup>	Final assignment <sup>d</sup>
		SteParKin	LACEwING (Prob. [%])	BANYAN $\Sigma$ (Prob. [%])			
J00012+139N	D	...	...	...	–	–	–
J00012+139S	D	...	...	...	...AA	...	F
J00026+383	D	UMa	...	...	–	–	–
J00033+046	YD	...	...	...	...NN	...	I
J00051+457	YD	Hyades	...	...	AN..N	...	D
J00056+458	YD	Hyades	...	...	–	–	–
J00067-075	D	...	...	...	NN..N	...	F
J00077+603	YD	IC 2391	Argus (45)	Argus (94.98)	–	–	–
J00079+080	D	...	...	...	...A	y?	F
J00081+479	YD	...	...	...	–	–	–
J00084+174	D	UMa	...	...	...AN	...	P
J00088+208	D	...	...	...	–	–	–
J00110+052	YD	Hyades	...	...	...AN	y?	P
J00115+591	D	...	...	...	...N	...	F
J00118+229	D	...	...	...	..ANN	y?	F
J00119+330	D	...	...	...	...N	...	F
J00122+304	YD	IC 2391/Castor	...	...	..A.A	y?	P
J00131+703	D	...	...	...	...AN	...	F
J00132+693	D	...	...	...	–	–	–
J00133+275	YD	...	...	...	...A	y?	P
J00136+806	YD	...	...	...	–	–	–
J00137+806	D	...	AB Dor (22)	...	–	–	–
J00154-161	D	...	...	...	–	–	–
J00156+722	YD	...	...	...	...NN	...	I
J00158+135	D	...	...	...	N...N	...	F
J00159-166	D	UMa	...	...	–	–	–
J00162+198E	TD-D	...	...	...	NN.NN	...	F
J00162+198W	TD-D	...	...	...	–	–	–
J00169+051	D	...	$\beta$ Pic (26)	...	....	...	I
J00169+200	YD	Hyades	...	...	–	–	–
J00173+291	D	...	...	...	...N	...	F
J00176-086	YD	Hyades	...	...	..N.N	y?	I
J00179+209	D	...	...	...	...A	...	F
J00182+102	YD	...	...	...	.N..N	...	I
J00183+440	D	...	...	...	NNN.N	...	F
J00184+440	D	Hyades	...	...	.N..N	...	I
J00188+278	YD	...	...	...	A...A	...	P
J00190-099	D	...	...	...	.N.N.	...	F
J00201-170	D	...	...	...	.N.NN	...	F
J00204+330	TD-D	...	...	...	.A...	...	P
J00207+596	D	...	...	...	...N	...	F
J00209+176	YD	...	...	...	...AN	...	P
J00210+557	TD	...	...	...	...N	...	F
J00218+382	TD-D	...	...	...	...NN	...	F
J00219+492	YD	...	AB Dor (28)	...	–	–	–
J00234+243	D	...	...	...	–	–	–
J00234+771	D	...	...	...	...N	...	F
J00235+771	D	...	...	...	....	...	F
J00240+264	YD	...	...	...	NN.NA	y?	D
J00244+360	D	Hyades	...	...	...N	...	I
J00245+300	D	...	...	...	AAAAA	...	F
J00253+228	D	...	...	...	....	...	F
J00268+701 <sup>f</sup>	D	UMa	...	...	AA.AN	...	Y
J00271+496	D	...	...	...	.A...	...	F

Table B.4: Carmencita identifier, stellar population and kinematic groups, and activity flags of the 1647 studies stars (continued).

Karmn	Pop. <sup>a</sup>	SKG			Activity flag <sup>b</sup>	Close binarity <sup>c</sup>	Final assignment <sup>d</sup>
		SteParKin	LACEwING	BANYAN $\Sigma$			
J00279+223	D	...	...	...	–	–	–
J00286-066	D	...	...	...	.N..N	...	F
J00288+503	YD	...	Argus (51)	...	–	–	–
J00315-058	D	...	...	...	.N..N	...	F
J00322+544	D	...	...	...	.A..N	...	F
J00324+672N	D	...	...	...	–	–	–
J00324+672S	D	...	...	...	–	–	–
J00325+074	YD	Castor/ $\beta$ Pic	...	$\beta$ Pic (96.92)	–	–	–
J00328-045	YD	...	...	...	–	–	–
J00333+368	D	...	...	...	....N	...	F
J00341+253	D	...	...	AB Dor (94.29)	–	–	–
J00346+711	D	...	...	...	....	...	F
J00357+025	YD	...	AB Dor (85)	AB Dor (99.33)	–	–	–
J00358+526	D	...	...	...	–	–	–
J00359+104	D	...	...	...	....	...	F
J00361+455	D	...	...	...	–	–	–
J00374+515	D	...	...	...	AAN.N	y?	F
J00380+169	D	...	...	...	.A..N	...	F
J00382+523	D	UMa	...	...	....N	...	I
J00385+514	D	...	...	...	.A..N	...	F
J00389+306	D	...	...	...	NNNNN	...	F
J00395+149N	YD	Hyades	Hyades (73)	...	–	–	–
J00395+149S <sup>e</sup>	YD	Hyades	Hyades (72)	...	A.A.N	...	Y
J00395+605	D	...	...	...	....	y?	F
J00403+612	YD	Castor	...	...	....	...	I
J00409+313	D	...	...	...	....N	...	F
J00413+558	D	...	...	...	....N	...	F
J00427+438	D	...	...	...	...NN	...	F
J00428+355	YD	...	Argus (58)	...	–	–	–
J00435+284	TD	...	...	...	....	...	F
J00443+091	D	...	...	...	....	y?	F
J00443+126	D	...	...	...	.N..N	y?	F
J00449-152	D	...	...	...	N..N	...	F
J00459+337	D	...	...	...	–	–	–
J00463+353	D	...	...	...	N..N	...	F
J00464+506	D	...	...	...	....N	...	F
J00468+160	YD	UMa	...	...	....N	...	I
J00484+753	YD	Hyades	...	...	....A	...	P
J00487+270	D	...	...	...	....N	...	F
J00489+445	YD	...	...	AB Dor (97.34)	–	–	–
J00490+657	YD	...	...	AB Dor (82.01)	....N	...	I
J00502+086	YD	IC 2391/Castor	...	...	–	–	–
J00505+248	YD	Castor	...	...	–	–	–
J00511+225	D	...	...	...	....N	y?	F
J00514+583	TD	...	...	...	....N	...	F
J00515-229	D	...	...	...	....N	...	F
J00520+205	YD	...	...	...	...AN	...	P
J00532+190	YD	UMa	...	...	....N	...	I
J00538+459	D	...	...	...	....N	...	F
J00540+691	D	...	...	...	....N	y?	F
J00548+275 <sup>e</sup>	YD	Hyades	Hyades (61)	...	AAA.A	y?	Y
J00566+174	D	...	...	...	.N..N	...	F
J00570+450	YD	Hyades	...	...	.N..N	...	I
J00577+058	YD	...	...	...	...AN	...	P
J00580+393 <sup>f</sup>	D	UMa	...	...	A.A.A	...	Y
J01008+669	D	...	...	...	....	...	F
J01009-044	D	...	...	...	NN..N	...	F

Table B.4: Carmencita identifier, stellar population and kinematic groups, and activity flags of the 1647 studies stars (continued).

Karmn	Pop. <sup>a</sup>	SKG			Activity flag <sup>b</sup>	Close binarity <sup>c</sup>	Final assignment <sup>d</sup>
		SteParKin	LACEwING	BANYAN $\Sigma$			
J01013+613	D	...	...	...	NNN.N	...	F
J01019+541	D	UMa	...	...	AA..N	y?	Y
J01023-104	YD	...	...	...	...AN	...	P
J01025+716	D	...	...	...	NNNNN	...	F
J01026+623	YD	...	...	...	ANN.N	...	D
J01032+200	D	...	...	...	-	-	-
J01032+316	YD	Hyades	Hyades (70)	CarN (44.88)	-	-	-
J01032+712	D	...	...	...	-	-	-
J01033+623 <sup>f</sup>	YD	...	...	...	AAA.A	...	Y
J01036+408	D	...	...	AB Dor (56.35)	-	-	-
J01037+408	YD	...	...	AB Dor (99.83)	-	-	-
J01041+108 <sup>f</sup>	YD	...	...	...	A..AN	...	Y
J01048-181	D	...	...	...	NN.NN	...	F
J01056+284	TD	...	...	...	-	-	-
J01066+152	D	...	...	...	NA..N	...	F
J01066+192	YD	...	...	...	....	...	I
J01069+804	YD	Columba	...	Columba (77.2)	...A	y?	P
J01078+128	YD	Hyades	...	...	...AN	...	P
J01102-118	YD	...	...	...	...NN	y?	I
J01114+154	YD	Castor	$\beta$ Pic (24)	$\beta$ Pic (94.67)	-	-	-
J01116+120	D	...	...	...	...NN	...	F
J01119+049N	D	...	...	...	-	-	-
J01119+049S	D	...	...	...	....	...	F
J01125-169	D	...	...	...	NNANN	...	F
J01133+589	YD	AB Dor	...	AB Dor (99.82)	-	-	-
J01134-229 <sup>f</sup>	YD	...	...	...	A.AAA	...	Y
J01141+790	D	...	...	...	....	y?	F
J01147+253	D	...	...	...	...AN	...	F
J01158+470	YD	...	...	...	-	-	-
J01161+601	YD	...	...	...	A..N	...	P
J01178+054	TD-D	...	...	...	.N..N	...	F
J01178+286	D	...	...	...	...NN	...	F
J01182-128	TD-D	...	...	...	...NN	...	F
J01198+841	D	...	...	...	.A...	...	F
J01214+243	YD	Hyades	Hyades (85)	...	...AN	...	P
J01221+221	YD	...	...	...	-	-	-
J01227+005	D	...	...	...	-	-	-
J01256+097	D	...	...	...	-	-	-
J01317+209	D	...	...	...	...NN	...	F
J01324-219	TD-D	...	...	...	.N..N	...	F
J01339-176 <sup>f</sup>	YD	...	...	...	ANAAA	...	Y
J01352-072 <sup>e</sup>	YD	TW Hya	...	$\beta$ Pic (98.22)	AAAAA	...	Y
J01369-067	YD	IC 2391	...	$\beta$ Pic (76.84)	-	-	-
J01383+572	D	...	...	...	.N..N	...	F
J01384+006	D	...	...	...	.N..N	...	F
J01390-179	YD	Hyades	...	...	-	-	-
J01395+050	D	...	...	...	-	-	-
J01402+317	D	...	...	...	....	y?	F
J01431+210	D	...	...	...	-	-	-
J01432+278	D	...	...	...	...N	...	F
J01433+043	D	...	...	...	ANNNN	...	F
J01437-060	YD	Castor	...	...	-	-	-
J01449+163	D	...	...	...	.N..N	...	F
J01453+465	D	...	...	...	-	-	-
J01466-086	D	...	...	...	-	-	-
J01480+212	D	...	...	...	...NN	...	F
J01510-061 <sup>f</sup>	YD	...	...	...	A.ANN	...	Y

Table B.4: Carmencita identifier, stellar population and kinematic groups, and activity flags of the 1647 studies stars (continued).

Karmn	Pop. <sup>a</sup>	SKG			Activity flag <sup>b</sup>	Close binarity <sup>c</sup>	Final assignment <sup>d</sup>
		SteParKin	LACEwING	BANYAN $\Sigma$			
J01514+213	D	...	...	...	.....	...	F
J01518+644	YD	...	...	...	-	-	-
J01518-108	D	...	...	...	.N..N	...	F
J01531-210	YD	Hyades	...	...	-	-	-
J01538-149	YD	Castor/ $\beta$ Pic	$\beta$ Pic (20)	$\beta$ Pic (99.56)	-	-	-
J01550+379	D	...	...	...	.....	y?	F
J01556+028	D	...	...	...	...AN	y?	F
J01567+305	YD	Hyades	...	...	AAAAA	y?	Y
J01592+035E	D	...	...	...	-	-	-
J01592+035W	D	...	...	...	-	-	-
J01593+585	YD	...	...	Columba (99.55)	-	-	-
J02000+437	D	...	...	...	.....	...	F
J02001+366	D	...	...	...	.....	...	F
J02002+130	D	...	...	...	ANANN	...	F
J02007-103	D	...	...	...	A.AAA	y?	F
J02015+637	D	...	...	...	.N..N	...	F
J02019+735	D	...	...	...	-	-	-
J02020+039	D	...	...	...	.....	y?	F
J02022+103	D	...	...	...	.N..N	...	F
J02026+105	D	...	...	...	-	-	-
J02027+135	TD-D	...	...	...	-	-	-
J02028+047 <sup>f</sup>	YD	UMa	...	...	..AAA	...	Y
J02033-212	D	...	...	...	-	-	-
J02044-018	D	...	...	...	N....	...	F
J02050-176	D	...	...	...	-	-	-
J02055+056	D	...	...	...	...AN	...	F
J02069+451	D	...	...	...	-	-	-
J02070+496 <sup>f</sup>	YD	...	...	...	ANNAA	...	Y
J02071+642 <sup>f</sup>	YD	IC 2391	...	...	AAA.A	...	Y
J02082+802	D	...	...	...	...N	...	F
J02088+494 <sup>e</sup>	YD	AB Dor	...	AB Dor (99.94)	AAAAA	y?	Y
J02096-143	D	...	...	...	.N.NN	...	F
J02116+185	TD	...	...	...	.N.NN	...	F
J02123+035	TD	...	...	...	AN.NN	...	F
J02129+000 <sup>f</sup>	YD	Hyades	...	...	ANA.A	...	Y
J02133+368	YD	...	...	...	-	-	-
J02142-039	D	...	...	...	NA..N	...	D
J02149+174	D	...	...	...	..A..	...	F
J02153+074	D	...	...	...	...NN	...	F
J02155+339	D	...	...	...	..A.A	y?	F
J02158-126	D	...	...	...	.....	...	F
J02164+135 <sup>f</sup>	YD	...	Argus (24)	...	.AANN	...	Y
J02171+354	YD	...	...	...	NA.NN	..	D
J02185+207	D	...	...	...	...N	...	F
J02186+123 <sup>e</sup>	YD	...	...	...	..AAA	...	Y
J02190+238 <sup>e</sup>	YD	Hyades	...	CarN (60.03)	AAAAA	...	Y
J02190+353	D	...	...	...	.N..N	...	F
J02204+377	YD	Hyades	Hyades (57)	...	-	-	-
J02207+029 <sup>f</sup>	YD	...	AB Dor (48)	AB Dor (92.83)	AA..A	...	Y
J02210+368	TD	...	...	...	-	-	-
J02222+478	D	...	...	...	NNN.N	...	F
J02230+181	YD	...	...	...	...AN	y?	P
J02234+227 <sup>e</sup>	YD	Castor	...	...	.AAAA	...	Y
J02247+259	D	...	...	...	...AN	...	F
J02254+246	D	...	...	...	...AN	...	F
J02256+375 <sup>e</sup>	YD	Hyades	Hyades (83)	...	A.A.A	...	Y
J02274+031	D	...	...	...	A..AA	y?	F

Table B.4: Carmencita identifier, stellar population and kinematic groups, and activity flags of the 1647 studies stars (continued).

Karmn	Pop. <sup>a</sup>	SKG			Activity flag <sup>b</sup>	Close binarity <sup>c</sup>	Final assignment <sup>d</sup>
		SteParKin	LACEwING	BANYAN $\Sigma$			
J02277+044	D	...	...	...	–	–	–
J02282+014	D	...	...	...	....N	...	F
J02283+219	YD	Castor	...	...	A...N	y?	P
J02285-200	D	...	...	...	....N	...	F
J02287+156	YD	Hyades	...	...	–	–	–
J02289+120	D	...	...	...	–	–	–
J02289+226	TD	...	...	...	–	–	–
J02292+195	D	...	...	...	..AAA	y?	F
J02293+884	D	...	...	...	....	...	F
J02314+573	TD	...	...	...	....	...	F
J02330+078	YD	...	...	...	...NN	y?	I
J02336+249	D	...	...	...	ANAAA	...	F
J02337+150	YD	Hyades	...	...	...NN	...	I
J02340+417	D	...	...	...	....N	...	F
J02345+566	YD	...	...	...	....N	...	I
J02353+235	YD	UMa	...	...	A.A.A	y?	Y
J02358+202	YD	...	...	...	NNNNN	...	D
J02362+068	D	...	...	...	.N.NN	...	F
J02364+554	D	...	...	...	.A..N	y?	F
J02367+226	D	...	...	...	AAANA	y?	F
J02367+320	D	...	...	...	–	–	–
J02392+074	D	...	...	...	..AAA	...	F
J02412-045 <sup>e</sup>	YD	IC 2391	...	...	A.AAA	...	Y
J02419+435	D	...	...	...	....N	y?	F
J02424+182	D	...	...	...	....N	...	F
J02438-088	TD	...	...	...	....N	...	F
J02441+492	D	...	...	...	–	–	–
J02442+255	YD	Hyades	...	...	NNN.N	...	D
J02443+109W	YD	...	...	$\beta$ Pic (91.93)	–	–	–
J02456+449	D	...	...	...	....N	...	F
J02462-049	TD	...	...	...	....	...	F
J02465+164	D	...	...	...	.N...	...	F
J02489-145E	YD	Hyades	...	...	...A.	...	P
J02489-145W	YD	Hyades	...	...	...A.	...	P
J02502+628	YD	Hyades	...	...	....N	...	I
J02518+062	D	...	...	...	....N	...	F
J02518+294	D	...	...	...	–	–	–
J02519+224 <sup>e</sup>	YD	IC 2391/Castor	$\beta$ Pic (26)	$\beta$ Pic (99.79)	AAAAA	...	Y
J02524+269	D	...	...	...	.A..N	...	F
J02530+168	TD	...	...	...	–	–	–
J02534+174	D	...	...	...	.N..N	y?	F
J02555+268	YD	Hyades	...	...	....N	...	I
J02560-006	D	...	...	...	A...N	...	F
J02562+239	D	...	...	...	–	–	–
J02565+554E	D	...	...	...	–	–	–
J02565+554W	D	...	...	...	NN..N	...	F
J02573+765	D	...	...	...	...N.	...	F
J02575+107	TD	...	...	...	....	...	F
J02581-128	TD	...	...	...	.N..N	...	F
J02591+366	D	...	...	...	–	–	–
J02592+317	D	...	...	...	....N	...	F
J02597+389	YD	Hyades	...	...	–	–	–
J03018-165N	YD	UMa	...	...	–	–	–
J03018-165S	D	UMa	...	...	–	–	–
J03026-181	YD	Hyades	...	...	.N.NN	y?	D
J03033-080	YD	...	...	...	A.A.A	y?	Y
J03036-128	YD	...	AB Dor (68)	...	....	...	I

Table B.4: Carmencita identifier, stellar population and kinematic groups, and activity flags of the 1647 studies stars (continued).

Karmn	Pop. <sup>a</sup>	SKG			Activity flag <sup>b</sup>	Close binarity <sup>c</sup>	Final assignment <sup>d</sup>
		SteParKin	LACEwING	BANYAN $\Sigma$			
J03037-128	YD	...	...	...	...NN	y?	I
J03040-203	D	...	...	...	.N..N	...	F
J03047+617	TD	...	...	...	.A..A	...	F
J03075-039	TD	...	...	...	-	-	-
J03077+249	YD	...	...	...	A....	...	P
J03090+100	D	...	...	...	.N..N	...	F
J03095+457	D	...	...	...	-	-	-
J03102+059	D	...	...	...	.N..N	...	F
J03104+584	YD	...	...	...	.AN.N	...	D
J03109+737	TD	...	...	...	....	...	F
J03110-046	D	...	...	...	...A	...	F
J03112+011 <sup>f</sup>	YD	...	...	...	A.ANA	...	Y
J03118+196	D	...	...	...	...AN	y?	F
J03119+615	D	...	...	...	-	-	-
J03133+047	D	...	...	...	NN.NN	...	F
J03136+653	D	...	...	...	...N	...	F
J03142+286	D	...	Hyades (63)	...	....	...	I
J03145+594	YD	Hyades	...	...	-	-	-
J03147+114 <sup>e</sup>	YD	TW Hya	...	...	A.A.A	y?	Y
J03147+485	YD	...	...	...	...NN	y?	I
J03162+581N	YD	Hyades	...	...	-	-	-
J03162+581S	YD	Hyades	...	...	-	-	-
J03167+389	D	UMa	...	...	N..N	y?	I
J03172+453	D	...	...	...	-	-	-
J03177+252	TD-D	...	...	...	...N	...	F
J03181+382	D	...	...	...	NN.AN	...	F
J03181+426	YD	...	...	...	...N	...	I
J03185+103	YD	...	...	...	...N	...	I
J03186+326 <sup>e</sup>	YD	...	...	...	.A.AN	...	Y
J03187+606	TD-D	...	...	...	....	y?	F
J03194+619	YD	Hyades	Hyades (86)	CarN (51.21)	-	-	-
J03207+397	YD	IC 2391	...	...	-	-	-
J03213+799	D	...	...	...	AN..N	...	F
J03217-066	YD	...	...	...	ANN.N	...	D
J03220+029	D	...	...	...	....	...	F
J03224+271 <sup>e</sup>	YD	Hyades	Hyades (96)	Hyades (99.26)	A..AN	...	Y
J03230+420	D	...	...	...	...N	...	F
J03233+116 <sup>f</sup>	D	UMa	...	...	.NA.A	...	Y
J03236+056 <sup>f</sup>	YD	TW Hya	...	$\beta$ Pic (57.6)	A.AAA	...	Y
J03241+237	YD	IC 2391	...	CarN (69.74)	-	-	-
J03242+237	YD	IC 2391	...	Argus (71.89)	AN.NN	...	D
J03247+447	D	...	...	...	-	-	-
J03257+058	D	UMa	...	...	-	-	-
J03263+171	YD	IC 2391	...	...	-	-	-
J03267+192	D	...	...	...	AA.AA	y?	F
J03272+273 <sup>f</sup>	D	UMa	...	...	A.A.A	...	Y
J03275+222	YD	$\beta$ Pic	$\beta$ Pic (39)	$\beta$ Pic (99.75)	...AA	...	P
J03284+352	YD	...	...	...	-	-	-
J03286-156	YD	...	...	...	..AAA	y?	Y
J03288+264 <sup>f</sup>	YD	...	...	...	ANNAA	...	Y
J03303+346	YD	...	...	...	..A.N	...	P
J03308+542	D	...	...	...	AAA.N	...	F
J03309+706	D	...	...	...	-	-	-
J03317+143	D	...	...	...	.N..N	...	F
J03325+287	YD	Castor	...	...	-	-	-
J03332+462 <sup>e</sup>	D	...	AB Dor (50)	AB Dor (99.01)	.AA.A	y?	Y
J03340+585	D	...	...	...	...N	y?	F

Table B.4: Carmencita identifier, stellar population and kinematic groups, and activity flags of the 1647 studies stars (continued).

Karmn	Pop. <sup>a</sup>	SKG			Activity flag <sup>b</sup>	Close binarity <sup>c</sup>	Final assignment <sup>d</sup>
		SteParKin	LACEwING	BANYAN $\Sigma$			
J03346-048	D	...	...	...	–	–	–
J03361+313 <sup>f</sup>	YD	Castor	...	...	AAA.A	...	Y
J03366+034	YD	...	Argus (34)	Columba (89.43)	AAAAA	y?	Y
J03372+691	YD	Hyades	...	...	–	–	–
J03375+178N	YD	Hyades	...	Hyades (85.93)	–	–	–
J03375+178S	D	...	Hyades (97)	Hyades (99.1)	–	–	–
J03394+249	D	...	...	...	.AA.A	...	F
J03396+254E	TD-D	...	...	...	...AN	...	F
J03396+254W	TD-D	...	...	...	....	...	F
J03397+334	D	UMa	...	...	..A.A	...	P
J03416+552 <sup>e</sup>	YD	...	...	Columba (98.7)	A.A.A	...	Y
J03430+459	D	...	...	...	–	–	–
J03433-095	D	...	...	...	–	–	–
J03437+166 <sup>f</sup>	YD	...	...	...	AN.AN	...	Y
J03438+166	YD	...	...	...	NN..N	...	D
J03445+349	YD	...	...	...	A...N	...	P
J03454+729	D	...	...	...	–	–	–
J03455+703	D	...	...	...	...NN	...	F
J03459+147	D	...	...	...	N..AN	...	F
J03463+262 <sup>e</sup>	YD	Hyades	...	...	ANNAN	...	Y
J03467+821	D	...	...	...	A..AN	...	F
J03467-112	TD-D	...	...	...	....	y?	F
J03473+086	D	...	...	...	N...N	...	F
J03473-019 <sup>e</sup>	YD	...	AB Dor (97)	AB Dor (99.94)	AAA.A	...	Y
J03479+027	D	...	...	...	–	–	–
J03480+686	D	...	...	...	–	–	–
J03486+735	D	...	...	...	...N	...	F
J03505+634	D	...	...	...	...N	...	F
J03507-060	D	...	...	...	.N..N	...	F
J03510+142 <sup>e</sup>	YD	TW Hya	...	...	A.AAA	y?	Y
J03510-008	D	...	...	...	–	–	–
J03519+397	D	...	...	...	..N.N	y?	F
J03526+170	D	...	...	...	–	–	–
J03531+625	TD	...	...	...	.N..N	...	F
J03543-146	D	...	...	...	–	–	–
J03544-091	D	...	...	...	–	–	–
J03548+163 <sup>e</sup>	YD	Hyades	...	Hyades (97.0)	.AAAA	y?	Y
J03565+319 <sup>e</sup>	YD	Hyades	Hyades (100)	Hyades (55.07)	A.A.A	y?	Y
J03567+039	D	...	...	...	NA..N	...	F
J03574-011	YD	UMa	...	...	–	–	–
J03586+520	D	...	...	...	.A..N	...	F
J03588+125	D	...	...	...	...N	...	F
J03598+260	TD-D	...	...	...	NN..N	y?	F
J04011+513	TD	...	...	...	.A...	...	F
J04056+057	YD	IC 2391	...	$\beta$ Pic (96.81)	–	–	–
J04059+712E	YD	...	...	...	–	–	–
J04061-055	D	...	...	...	N...N	...	F
J04077+142	D	...	...	...	...N	...	F
J04079+142	D	...	...	...	A...N	...	F
J04081+743	D	...	...	...	...N	...	F
J04083+691	D	...	...	...	...N	y?	F
J04086+336	D	...	...	...	–	–	–
J04093+057	YD	Hyades	Hyades (28)	...	–	–	–
J04108-128	D	...	...	...	–	–	–
J04112+495	D	...	...	...	...N	...	F
J04122+647 <sup>f</sup>	YD	Hyades	...	...	AAA.A	...	Y
J04123+162	YD	Hyades	Hyades (100)	Hyades (99.87)	–	–	–

Table B.4: Carmencita identifier, stellar population and kinematic groups, and activity flags of the 1647 studies stars (continued).

Karmn	Pop. <sup>a</sup>	SKG			Activity flag <sup>b</sup>	Close binarity <sup>c</sup>	Final assignment <sup>d</sup>
		SteParKin	LACEwING	BANYAN $\Sigma$			
J04129+526	TD-D	...	...	...	–	–	–
J04131+505	TD-D	...	...	...	–	–	–
J04137+476	D	...	...	...	....N	...	F
J04139+829	YD	Hyades	...	...	A..AN	y?	Y
J04148+277 <sup>e</sup>	YD	Hyades	Hyades (27)	Hyades (52.22)	ANN.A	...	Y
J04153-076	TD-D	...	...	...	ANA.A	...	F
J04166-125	D	...	...	...	–	–	–
J04167-120	D	...	...	...	NN.A.	...	F
J04173+088 <sup>e</sup>	D	...	AB Dor (70)	AB Dor (99.5)	AAA.A	y?	Y
J04177+410	YD	...	AB Dor (80)	AB Dor (99.84)	–	–	–
J04188+013	YD	Castor	...	...	...NN	y?	I
J04191+097	D	...	...	...	....N	...	F
J04191-074	D	...	...	...	....N	...	F
J04198+425	D	...	...	...	–	–	–
J04199+364	D	...	...	...	N...N	...	F
J04205+815	D	...	...	...	...NN	y?	F
J04206+272	YD	IC 2391/Castor	...	Taurus (96.07)	....A	y?	P
J04207+152	D	...	...	...	–	–	–
J04218+213	YD	...	...	...	....N	...	I
J04219+213	TD-D	...	...	...	....N	...	F
J04219+751	D	...	...	...	....N	...	F
J04221+192	D	...	...	...	..A.A	...	F
J04224+036 <sup>e</sup>	YD	Hyades	Hyades (100)	Hyades (97.66)	..AAA	y?	Y
J04224+740	YD	...	...	...	...AN	...	P
J04225+105	YD	Hyades	Hyades (51)	...	AN.NN	...	D
J04225+390	D	...	...	...	N...N	...	F
J04227+205 <sup>e</sup>	YD	Hyades	...	Hyades (99.87)	....A	y?	P
J04229+259	D	...	...	...	....N	...	F
J04234+495	YD	...	...	...	...NN	...	I
J04234+809	YD	...	...	...	..AAA	y?	Y
J04238+092	D	...	...	Hyades (65.27)	..A.A	...	P
J04238+149 <sup>e</sup>	YD	Hyades	...	Hyades (98.43)	A.A.A	y?	Y
J04247-067	YD	...	...	...	–	–	–
J04248+324	D	...	...	...	....N	...	F
J04251+515	D	...	...	...	....N	y?	F
J04252+080N <sup>e</sup>	YD	Hyades	Hyades (96)	Hyades (99.74)	.AA.A	y?	Y
J04252+080S	YD	Hyades	Hyades (91)	Hyades (99.83)	–	–	–
J04252+172	YD	Hyades	...	Hyades (98.7)	–	–	–
J04274+203	D	UMa	...	...	....N	...	I
J04276+595	YD	...	...	Argus (97.49)	–	–	–
J04278+117	TD-D	...	...	...	....	...	F
J04284+176	YD	Hyades	...	...	–	–	–
J04290+219	D	...	...	...	NNN.N	...	F
J04293+142	D	...	...	...	....N	...	F
J04294+262	YD	...	...	...	–	–	–
J04302+708	D	...	...	...	....N	...	F
J04304+398 <sup>f</sup>	YD	...	...	...	AAA.A	...	Y
J04308-088	D	...	...	...	....A	y?	F
J04310+367	D	UMa	...	...	–	–	–
J04311+589	D	...	...	...	–	–	–
J04312+422 <sup>f</sup>	YD	Castor	...	...	A.A.A	...	Y
J04313+241	YD	IC 2391/Castor/Tau	...	Taurus (99.87)	–	–	–
J04329+001E	D	UMa	...	...	..N.N	...	I
J04329+001N	D	UMa	...	...	..N..	...	I
J04329+001S	D	UMa	...	...	..N..	...	I
J04333+239	YD	Hyades	Hyades (41)	...	–	–	–
J04335+207	D	...	...	...	AAA.A	y?	F



Table B.4: Carmencita identifier, stellar population and kinematic groups, and activity flags of the 1647 studies stars (continued).

Karmn	Pop. <sup>a</sup>	SKG			Activity flag <sup>b</sup>	Close binarity <sup>c</sup>	Final assignment <sup>d</sup>
		SteParKin	LACEwING	BANYAN $\Sigma$			
J04343+430	D	...	...	...	....N	...	F
J04347-004	D	...	...	...	...NA	y?	F
J04350+086	YD	Hyades	Hyades (88)	Hyades (64.17)	–	–	–
J04352-161	YD	...	...	...	–	–	–
J04366+112	TD	...	...	...	....	...	F
J04369+593	YD	...	...	...	A...N	...	P
J04369-162 <sup>e</sup>	YD	...	Tuc-Hor (35)	...	AAAAA	y?	Y
J04373+193 <sup>e</sup>	D	Hyades	...	...	..A.A	...	P
J04376+528	D	Hyades	...	...	ANN.N	...	D
J04376-024	YD	IC 2391	...	$\beta$ Pic (98.36)	–	–	–
J04376-110	D	UMa	...	...	.N..N	...	I
J04382+282	YD	Hyades	...	...	–	–	–
J04386-115	D	...	...	...	....N	y?	F
J04388+217	D	...	...	...	–	–	–
J04393+335	YD	...	...	...	–	–	–
J04395+162	D	...	...	...	N...N	...	F
J04398+251	YD	UMa	...	...	....N	...	I
J04403-055	YD	Hyades	...	CarN (93.31)	–	–	–
J04404-091	YD	UMa	...	...	–	–	–
J04406-128	D	...	...	...	....	...	F
J04407+022	D	...	...	...	..NAN	y?	F
J04413+327	D	...	...	...	–	–	–
J04414+132	YD	Hyades	Hyades (100)	Hyades (99.97)	–	–	–
J04422+577	TD	...	...	...	.A.NN	y?	F
J04423+207	D	...	...	...	...NN	...	F
J04425+204	YD	Hyades	Hyades (100)	Hyades (99.86)	–	–	–
J04429+095	D	...	...	...	...AN	...	F
J04429+189	D	...	...	...	NNNNN	...	F
J04429+214	D	...	...	...	NN..N	...	F
J04433+296	D	...	...	...	....	...	F
J04444+278	D	...	...	...	....N	...	F
J04458-144	D	...	...	...	....N	y?	F
J04468-112	D	...	...	...	–	–	–
J04471+021	D	...	...	...	...AN	...	F
J04472+206	YD	IC 2391	...	Argus (99.74)	AAAAA	y?	Y
J04480+170	D	...	...	Hyades (77.14)	–	–	–
J04488+100	YD	Castor	...	...	–	–	–
J04494+484	YD	Hyades	...	...	–	–	–
J04499+236	YD	...	AB Dor (28)	AB Dor (94.91)	–	–	–
J04499+711	D	...	...	...	....N	...	F
J04502+459	YD	...	...	...	.A..N	...	P
J04504+199	YD	Hyades	...	...	A...N	...	P
J04508+221	D	...	...	...	N...N	...	F
J04508+261	D	...	...	...	....N	...	F
J04520+064	D	...	...	...	.N..N	...	F
J04524-168	YD	...	AB Dor (95)	AB Dor (99.9)	–	–	–
J04525+407	TD	...	...	...	N...N	...	F
J04536+623	D	...	...	...	....N	...	F
J04538+158	YD	...	...	...	....A	...	P
J04538-177	D	...	...	...	NN.NN	...	F
J04544+650	YD	Castor	...	...	..A.A	...	P
J04559+046	D	...	...	...	..A.A	...	F
J04560+432	YD	...	...	...	N...N	...	I
J04587+509	D	...	...	...	NA.AN	...	F
J04588+498	D	...	...	...	ANNAN	...	F
J04595+017 <sup>e</sup>	YD	$\beta$ Pic	$\beta$ Pic (61)	$\beta$ Pic (99.93)	AAA.A	...	Y
J05012+248	D	...	...	...	.NNAN	...	F

Table B.4: Carmencita identifier, stellar population and kinematic groups, and activity flags of the 1647 studies stars (continued).

Karmn	Pop. <sup>a</sup>	SKG			Activity flag <sup>b</sup>	Close binarity <sup>c</sup>	Final assignment <sup>d</sup>
		SteParKin	LACEwING	BANYAN $\Sigma$			
J05013+226	YD	...	...	...	NNA.N	...	D
J05018+037	YD	IC 2391	...	...	..N.N	...	I
J05019+011 <sup>e</sup>	YD	IC 2391/ $\beta$ Pic	$\beta$ Pic (55)	$\beta$ Pic (99.91)	AAA.A	...	Y
J05019+099	YD	IC 2391	$\beta$ Pic (58)	$\beta$ Pic (98.99)	–	–	–
J05019-069	D	...	...	...	NNN.N	...	F
J05024-212	D	...	...	...	–	–	–
J05030+213	YD	Hyades	...	...	–	–	–
J05032+213	D	...	...	...	–	–	–
J05033-173	YD	...	...	...	NN..N	...	D
J05034+531	TD	...	...	...	NA..N	...	F
J05042+110	D	...	...	...	AANAA	...	F
J05050+442	YD	...	...	...	...N	...	I
J05051-120	D	UMa	...	...	..A.A	...	P
J05060+043	D	...	...	...	...N	...	F
J05062+046 <sup>e</sup>	YD	IC 2391	Argus (58)	$\beta$ Pic (99.79)	AAA.A	y?	Y
J05068-215E	YD	Castor	$\beta$ Pic (31)	$\beta$ Pic (97.91)	–	–	–
J05068-215W	YD	...	$\beta$ Pic (56)	...	–	–	–
J05078+179	YD	Castor	$\beta$ Pic (31)	$\beta$ Pic (88.47)	–	–	–
J05084-210	YD	TW Hya	...	...	–	–	–
J05085-181	D	...	...	...	–	–	–
J05091+154	TD	...	...	...	AAA.A	y?	F
J05103+095	D	...	...	...	...N	...	F
J05103+272	D	...	...	...	–	–	–
J05103+488	D	...	...	...	–	–	–
J05106+297	D	...	...	...	–	–	–
J05109+186	TD-D	...	...	...	....	...	F
J05111+158 <sup>e</sup>	YD	Hyades	...	...	A.AAA	y?	Y
J05114+101	D	...	...	...	...N	y?	F
J05127+196	D	...	...	...	NN.NN	...	F
J05151-073	D	...	...	...	.N..N	...	F
J05152+236	D	...	...	...	–	–	–
J05173+321	D	...	...	...	–	–	–
J05173+458	YD	Hyades	...	...	–	–	–
J05173+721	D	...	...	...	...NN	...	F
J05187+464	YD	...	...	Columba (98.49)	A...A	y?	P
J05195+649	D	...	...	...	.AA.A	y?	F
J05206+587N	D	...	...	...	N...N	y?	F
J05206+587S	D	...	...	...	....	...	F
J05211+557	D	...	...	...	...NN	...	F
J05223+305	YD	...	...	...	...N	...	I
J05226+795	YD	...	...	...	N...N	...	I
J05228+202	YD	...	...	...	–	–	–
J05243-160	YD	IC 2391	$\beta$ Pic (25)	$\beta$ Pic (90.85)	–	–	–
J05256-091	YD	...	AB Dor (82)	AB Dor (99.86)	–	–	–
J05280+096	D	...	...	...	AN..N	...	F
J05282+029	TD	...	...	...	–	–	–
J05289+125	D	...	...	...	..A.N	y?	F
J05294+155E	YD	UMa	...	...	...N	...	I
J05294+155W	YD	UMa	...	...	....	...	I
J05298+320	TD-D	...	...	...	.N..N	...	F
J05298-034	D	...	...	...	.N..N	...	F
J05306+152	YD	...	...	...	...N	...	I
J05314-036	D	...	...	...	NNN.N	...	F
J05320-030	YD	IC 2391	$\beta$ Pic (22)	$\beta$ Pic (99.63)	–	–	–
J05322+098	YD	...	...	...	–	–	–
J05328+338	D	...	AB Dor (25)	...	...N	...	I
J05333+448	YD	IC 2391	...	...	–	–	–

Table B.4: Carmencita identifier, stellar population and kinematic groups, and activity flags of the 1647 studies stars (continued).

Karmn	Pop. <sup>a</sup>	SKG			Activity flag <sup>b</sup>	Close binarity <sup>c</sup>	Final assignment <sup>d</sup>
		SteParKin	LACEwING	BANYAN $\Sigma$			
J05337+019	YD	...	...	...	–	–	–
J05339-023 <sup>e</sup>	YD	$\beta$ Pic	$\beta$ Pic (46)	$\beta$ Pic (99.9)	AAA.A	...	Y
J05341+475	D	UMa	...	...	–	–	–
J05341+512	D	...	...	...	N.NAN	...	F
J05342+103N	D	...	...	...	.AN.N	...	F
J05342+103S	D	...	...	...	–	–	–
J05348+138	YD	...	...	...	.NN.N	...	D
J05360-076	D	...	...	...	.N..N	...	F
J05365+113	YD	...	...	...	ANN.N	...	D
J05366+112 <sup>f</sup>	YD	...	...	...	AN..A	...	Y
J05394+406	D	...	...	...	–	–	–
J05394+747	YD	Castor	...	...	...NN	...	I
J05402+126	D	...	...	...	–	–	–
J05404+248	YD	IC 2391	...	Columba (32.31)	–	–	–
J05415+534 <sup>e</sup>	YD	...	...	...	ANNAN	...	Y
J05419+153	YD	...	Argus (62)	...	.N.N	...	I
J05421+124	TD	...	...	...	.NN.N	...	F
J05422-054	D	...	...	...	NN..N	...	F
J05425+154	YD	Castor	...	...	..A.A	y?	P
J05455-119	YD	Hyades	...	...	...N	...	I
J05456+729	YD	...	...	...	...NN	...	I
J05458+729	YD	...	...	...	...NN	...	I
J05466+441	TD	...	...	...	–	–	–
J05468+665	D	...	...	...	...A	y?	F
J05471-052	TD-D	...	...	...	.A...	...	F
J05472-000 <sup>f</sup>	D	UMa	...	...	A.A.A	...	Y
J05484+077	D	...	...	...	–	–	–
J05511+122	YD	...	...	...	...N	y?	I
J05530+047	TD	...	...	...	–	–	–
J05530+251	D	...	...	...	–	–	–
J05532+242	D	...	...	...	–	–	–
J05547+109	D	...	...	...	–	–	–
J05558+406	YD	...	...	...	–	–	–
J05566-103 <sup>f</sup>	YD	...	...	...	AAA.A	...	Y
J05587+259	YD	...	...	...	...N	...	I
J05588+213	D	...	...	...	–	–	–
J05596+585	YD	Castor/USco	...	...	.N.AN	...	D
J05599+585 <sup>e</sup>	YD	Castor	...	...	AAAAA	...	Y
J06000+027 <sup>f</sup>	YD	...	...	...	AAA.A	...	Y
J06007+681	TD	...	...	...	.N..N	...	F
J06008+681	TD	...	...	...	...N	...	F
J06011+595	YD	...	...	...	.N.NN	...	D
J06017+130 <sup>f</sup>	YD	...	...	...	A.N.A	...	Y
J06023-203	D	...	...	...	N...	...	F
J06024+498	YD	...	...	...	NN..N	...	D
J06024+663	D	...	...	...	N...N	...	F
J06025+371	D	...	...	...	...N	y?	F
J06034+478	D	...	...	...	...	...	F
J06035+155	D	...	...	...	..A.N	y?	F
J06035+168	D	...	...	...	.N.N	y?	F
J06039+261	TD-D	...	...	...	....	...	F
J06054+608	TD	...	...	...	AAAAA	...	F
J06066+465	D	...	...	...	–	–	–
J06071+335	D	...	...	...	N...N	...	F
J06075+472 <sup>e</sup>	YD	Columba	...	Columba (96.68)	AAAAA	y?	Y
J06097+001	D	...	...	...	...N	...	F
J06102+225	YD	...	...	...	–	–	–

Table B.4: Carmencita identifier, stellar population and kinematic groups, and activity flags of the 1647 studies stars (continued).

Karmn	Pop. <sup>a</sup>	SKG			Activity flag <sup>b</sup>	Close binarity <sup>c</sup>	Final assignment <sup>d</sup>
		SteParKin	LACEwING	BANYAN $\Sigma$			
J06103+225	YD	...	$\beta$ Pic (20)	Columba (87.21)	–	–	–
J06103+722	YD	...	...	...	...NN	...	I
J06103+821	D	...	...	...	NNNNN	...	F
J06105+024	YD	...	...	...	...N	y?	I
J06105-218	YD	...	...	...	–	–	–
J06107+259	TD-D	...	...	...	...N	y?	F
J06109+103	D	...	...	...	–	–	–
J06140+516	D	...	...	...	...N	...	F
J06145+025	TD-D	...	...	...	...N	...	F
J06151-164	D	...	...	...	...N	...	F
J06171+051	D	...	...	...	–	–	–
J06171+751	YD	UMa	...	...	–	–	–
J06171+838	D	...	...	...	N.NNN	y?	F
J06185+250	D	...	...	...	N...N	...	F
J06193-066	D	...	...	...	...N	...	F
J06194+139	YD	Hyades	...	...	...N	...	I
J06212+442	D	...	...	...	–	–	–
J06216+163	D	...	...	...	–	–	–
J06217+163	D	...	...	...	....	...	F
J06218-227	TD	...	...	...	A...N	...	F
J06223+334	YD	...	...	...	...N	y?	I
J06236-096	D	...	...	...	–	–	–
J06237+020	YD	...	...	...	.AN.N	...	D
J06238+456	YD	Hyades	...	...	NA.NN	...	D
J06246+234	D	...	...	...	.N..N	...	F
J06258+561	D	...	...	...	....	...	F
J06262+238 <sup>f</sup>	YD	IC 2391	...	...	A.A.A	...	Y
J06277+093	YD	...	...	...	–	–	–
J06293-028	D	...	...	...	–	–	–
J06298-027	TD	...	...	...	–	–	–
J06306+456	D	...	...	...	...NN	...	F
J06307+397	D	...	...	...	...N	...	F
J06310+500 <sup>e</sup>	YD	Castor	...	...	A.AAA	...	Y
J06318+414 <sup>e</sup>	YD	...	...	...	AAA.A	y?	Y
J06322+378	YD	Hyades	...	...	A...N	y?	P
J06323-097	D	...	...	...	...N	y?	F
J06325+641	TD-D	...	...	...	...NN	...	F
J06345+315	D	...	...	...	...N	...	F
J06354-040	YD	Hyades	...	...	–	–	–
J06361+116	TD	...	...	...	.A...	...	F
J06361+201	D	...	...	...	...N	...	F
J06371+175	TD-D	...	...	...	NNN.N	...	F
J06396-210	D	...	...	...	–	–	–
J06400+285	D	...	...	...	–	–	–
J06401-164	D	...	...	...	–	–	–
J06414+157	D	...	...	...	....	...	F
J06421+035	D	...	...	...	NN..N	...	F
J06422+035	D	...	...	...	.N..N	...	F
J06435+166	D	...	...	...	...N	y?	F
J06438+511	D	...	...	...	–	–	–
J06447+718	D	...	...	...	–	–	–
J06461+325	TD-D	...	...	...	...N	...	F
J06467+159 <sup>f</sup>	YD	Castor	...	...	A.A.A	...	Y
J06474+054	D	...	...	...	...N	...	F
J06486+532	D	...	...	...	...AN	...	F
J06489+211 <sup>f</sup>	YD	...	...	...	A.A.A	...	Y
J06490+371	TD	...	...	...	....	...	F

Table B.4: Carmencita identifier, stellar population and kinematic groups, and activity flags of the 1647 studies stars (continued).

Karmn	Pop. <sup>a</sup>	SKG			Activity flag <sup>b</sup>	Close binarity <sup>c</sup>	Final assignment <sup>d</sup>
		SteParKin	LACEwING	BANYAN $\Sigma$			
J06509-091	D	...	...	...	.A..N	...	F
J06523-051	D	...	...	...	-	-	-
J06524+182	D	...	...	...	.N..N	...	F
J06540+608	D	...	...	...	-	-	-
J06548+332	YD	...	...	...	NNN.N	...	D
J06564+121	YD	...	...	...	...N	y?	I
J06564+400	D	...	...	...	...AN	...	F
J06564+759	D	...	...	...	...NN	y?	F
J06565+440	TD	...	...	...	...N	...	F
J06574+740	D	...	...	...	AAAAAN	y?	F
J06579+623	YD	...	...	...	-	-	-
J06582+511	D	...	...	...	...AN	...	F
J06594+193	D	...	...	...	.A..N	...	P
J06594+195	YD	...	...	...	...N	...	I
J06596+057	YD	Castor/USco	...	...	..A.A	...	P
J07001-190	D	...	...	...	-	-	-
J07009-023	YD	...	Argus (46)	Argus (68.11)	...N	...	I
J07012+008	YD	...	...	Columba (79.62)	...N	y?	I
J07033+346	D	...	...	...	AN.AA	...	F
J07034+767	YD	...	...	...	...N	...	I
J07039+527	D	...	...	...	-	-	-
J07042-105	D	...	...	...	-	-	-
J07044+682	D	...	...	...	.N..N	...	F
J07047+249	YD	...	...	...	...N	...	I
J07051-101 <sup>f</sup>	YD	...	...	...	A.N.A	...	Y
J07052+084	D	...	...	...	...N	...	F
J07076+486	D	...	...	...	...N	...	F
J07078+672	D	...	...	...	...NN	y?	F
J07081-228	D	...	...	...	.N..N	...	F
J07086+307	D	...	...	...	...AN	...	F
J07095+698	D	...	...	...	...NN	...	F
J07100+385	YD	Hyades	AB Dor (31)	...	-	-	-
J07102+376	D	...	...	...	...N	y?	F
J07105-087	YD	Hyades	...	...	..A.A	...	P
J07111+434	D	...	...	...	-	-	-
J07119+773	YD	...	...	...	-	-	-
J07121+522	YD	...	...	...	.N.AN	...	D
J07129+357	D	...	...	...	..NAA	...	F
J07140+507	D	Hyades	...	...	-	-	-
J07163+271	YD	UMa	...	...	-	-	-
J07163+331 <sup>f</sup>	YD	...	AB Dor (43)	AB Dor (99.41)	..AAA	...	Y
J07172-050	D	...	...	...	AAA.A	...	F
J07174+195	D	...	...	...	N..N	...	F
J07181+392	YD	Castor	...	...	-	-	-
J07182+137	YD	Hyades	...	...	...N	...	I
J07195+328	D	...	...	...	.N.AN	...	F
J07199+840	D	...	...	...	...NN	...	F
J07200-087	D	...	...	...	-	-	-
J07212+005	YD	...	...	...	A.N.N	...	D
J07227+306	TD	...	...	...	...NN	...	F
J07232+460	D	...	...	...	.ANAN	...	F
J07274+052	D	...	...	...	-	-	-
J07274+220	YD	...	...	...	...N	...	I
J07282-187	D	...	...	...	.N..N	y?	F
J07287-032	D	...	...	...	NN..N	...	F
J07295+359	YD	IC 2391	...	...	-	-	-
J07307+481	TD	...	...	...	-	-	-

Table B.4: Carmencita identifier, stellar population and kinematic groups, and activity flags of the 1647 studies stars (continued).

Karmn	Pop. <sup>a</sup>	SKG			Activity flag <sup>b</sup>	Close binarity <sup>c</sup>	Final assignment <sup>d</sup>
		SteParKin	LACEwING	BANYAN $\Sigma$			
J07310+460 <sup>e</sup>	YD	...	...	...	AAAAA	y?	Y
J07319+362N <sup>e</sup>	YD	Castor	...	...	ANAAA	...	Y
J07319+362S	YD	Castor	...	...	-	-	-
J07319+392	D	...	...	...	...NN	y?	F
J07320+173E	YD	...	...	...	-	-	-
J07320+173W	YD	...	...	...	.....	...	I
J07320+686	YD	...	...	...	.N.AN	...	D
J07325+248	D	...	...	...	...NN	...	F
J07342+009	D	...	...	...	.N..N	...	F
J07344+629	D	...	...	...	.N..N	...	F
J07346+223	D	...	...	...	N..AN	...	F
J07346+318	D	...	...	...	-	-	-
J07349+147	YD	...	...	Argus (78.7)	-	-	-
J07353+548	YD	UMa	...	...	AN.NN	...	D
J07354+482	D	...	...	...	...N	...	F
J07359+785	YD	...	...	...	.A..N	...	P
J07361-031	D	...	...	...	-	-	-
J07364+070	YD	...	...	...	-	-	-
J07365-006	YD	...	...	...	...A	y?	P
J07366+440	D	...	...	...	-	-	-
J07383+344	D	...	...	...	...N	y?	F
J07384+240 <sup>e</sup>	YD	IC 2391	...	...	A.A.A	...	Y
J07386-212	D	...	...	...	.N..N	...	F
J07393+021 <sup>f</sup>	YD	...	AB Dor (33)	...	AN.AN	...	Y
J07395+334	D	...	...	...	...N	y?	F
J07403-174	D	...	...	...	.A..N	...	P
J07418+050	D	...	...	...	-	-	-
J07421+500	D	...	...	...	..NNN	y?	F
J07431+181	D	...	...	...	...NN	y?	F
J07446+035 <sup>e</sup>	YD	IC 2391	Argus (42)	...	AAA.A	...	Y
J07467+574	YD	Columba	...	Columba (59.49)	AAAAA	y?	Y
J07470+760	D	...	...	...	...N	...	F
J07472+503 <sup>f</sup>	D	UMa	...	...	AANAA	...	Y
J07482+203	TD	...	...	...	.N..N	...	F
J07493+849	YD	Hyades	...	...	...NN	...	I
J07497-033	YD	Castor	...	...	...AA	y?	P
J07518+055	D	...	...	...	NN.NN	...	F
J07519-000	D	...	...	...	-	-	-
J07523+162	D	...	...	...	-	-	-
J07525+063	D	...	...	...	...N	y?	F
J07545+085	YD	...	...	...	-	-	-
J07545-096	YD	IC 2391	...	...	-	-	-
J07558+833 <sup>e</sup>	YD	Hyades	...	...	AAAAA	...	Y
J07581+072	D	...	...	...	A.A.A	...	F
J07582+413	D	...	...	...	.N.NN	...	F
J07583+496	D	...	...	...	.N..N	...	F
J07585+155N	YD	IC 2391	...	...	...AA	y?	P
J07585+155S	YD	IC 2391	...	...	-	-	-
J07590+153	YD	...	...	...	A..N	...	P
J08005+258	TD	...	...	...	.N.NN	y?	F
J08017+237	YD	Castor	...	...	.N..N	y?	I
J08023+033	TD	...	...	...	...N	...	F
J08025-130	D	...	...	...	...N	y?	F
J08031+203	YD	Hyades	Hyades (35)	...	-	-	-
J08033+528	TD	...	...	...	-	-	-
J08066+558	D	...	...	...	-	-	-
J08068+367	YD	...	...	...	N..N	...	I

Table B.4: Carmencita identifier, stellar population and kinematic groups, and activity flags of the 1647 studies stars (continued).

Karmn	Pop. <sup>a</sup>	SKG			Activity flag <sup>b</sup>	Close binarity <sup>c</sup>	Final assignment <sup>d</sup>
		SteParKin	LACEwING	BANYAN $\Sigma$			
J08069+422 <sup>f</sup>	YD	Hyades	...	...	A..AA	...	Y
J08082+211	D	...	...	...	–	–	–
J08083+585	D	...	...	...	...NN	...	F
J08089+328	YD	...	...	...	–	–	–
J08095+219	YD	...	...	...	...N	...	I
J08103+095	D	UMa	...	...	...N	...	I
J08105-138	YD	Hyades	...	...	–	–	–
J08108+039	D	...	...	...	N..NN	...	F
J08117+531	D	...	...	...	...N	y?	F
J08119+087	TD	...	...	...	AN..N	y?	F
J08126-215	D	...	...	...	.NN.N	...	F
J08158+346	D	...	...	...	.A.AN	y?	F
J08161+013	D	...	...	...	NN..N	...	F
J08175+209	D	...	...	...	...N	...	F
J08178+311	D	...	...	...	AA..N	...	F
J08202+055	YD	...	...	...	...AN	...	P
J08258+690	D	...	...	...	...N	...	I
J08282+201	TD	...	...	...	.....	...	F
J08283+350	TD	...	...	...	–	–	–
J08283+553	YD	...	...	...	...NN	...	I
J08286+660	D	UMa	...	...	–	–	–
J08293+039	YD	IC 2391	...	...	.N.NN	...	D
J08298+267	YD	IC 2391/Castor	...	...	–	–	–
J08313-060	D	...	...	...	–	–	–
J08313-104	D	...	...	...	..A..	...	F
J08314-060	D	...	...	...	.N.NN	...	F
J08315+730	D	...	...	...	NN.NN	...	F
J08316+193N	YD	Castor	...	...	–	–	–
J08316+193S	YD	IC 2391/Castor	...	...	–	–	–
J08317+057	YD	...	...	...	..A.A	y?	P
J08321+844	D	...	...	...	.....	...	F
J08325+451	YD	...	...	...	...NN	...	I
J08334+185	D	...	...	...	.....	...	F
J08344-011	D	...	...	...	.N..N	...	F
J08353+141	YD	IC 2391	...	CarN (83.36)	–	–	–
J08358+680	D	...	...	...	.NNNN	...	F
J08364+264	D	...	...	...	–	–	–
J08364+672	D	...	...	...	–	–	–
J08371+151	TD	...	...	...	NN.NN	...	F
J08375+035	YD	...	...	...	N..N	...	I
J08387+516	D	...	...	...	...NN	...	F
J08398+089	D	...	...	...	...A	...	F
J08402+314	TD-D	...	...	...	NN.NN	...	F
J08404+184	D	...	...	...	–	–	–
J08409-234	TD-D	...	...	...	NN.NN	...	F
J08410+676	D	...	...	...	.....	...	F
J08413+594	D	...	...	...	NN..N	...	F
J08427+095	D	...	...	...	–	–	–
J08428+095	D	...	...	...	.N..N	...	F
J08443-104	D	...	...	...	.....	...	F
J08447+182	TD	...	...	...	...N	y?	F
J08449-066	D	UMa	...	...	–	–	–
J08517+181	D	...	...	...	.NN.N	...	F
J08526+283	YD	Hyades	...	...	.N..N	...	I
J08531-202	YD	UMa	...	...	...NN	...	I
J08536-034	D	...	...	...	–	–	–
J08537+149	YD	...	...	...	A..AN	y?	Y

Table B.4: Carmencita identifier, stellar population and kinematic groups, and activity flags of the 1647 studies stars (continued).

Karmn	Pop. <sup>a</sup>	SKG			Activity flag <sup>b</sup>	Close binarity <sup>c</sup>	Final assignment <sup>d</sup>
		SteParKin	LACEwING	BANYAN $\Sigma$			
J08540-131	D	...	...	...	–	–	–
J08551+015	TD	...	...	...	.N..N	...	F
J08555+664	D	...	...	...	...N	...	F
J08563+126	YD	UMa	...	...	–	–	–
J08570+116	D	...	...	...	–	–	–
J08572+194	D	...	...	...	N..N	y?	F
J08582+197	YD	...	Argus (30)	...	–	–	–
J08588+210	D	...	...	...	NN..N	...	F
J08589+084	YD	UMa	...	...	–	–	–
J08595+537	YD	IC 2391	...	...	–	–	–
J08599+729	TD	...	...	...	N.A.N	...	F
J09003+218	YD	...	...	...	–	–	–
J09005+465	YD	...	...	...	NNN.N	...	D
J09008+052E	D	...	...	...	.N..N	...	F
J09008+052W	D	...	...	...	.N.NN	...	F
J09011+019	D	...	...	...	–	–	–
J09023+084	TD	...	...	...	.N.NN	...	F
J09023+177	YD	Hyades	...	...	...N	...	I
J09028+680	D	...	...	...	.N.NN	...	F
J09029+716	YD	...	...	...	....	...	I
J09033+056	D	...	...	...	–	–	–
J09037+520	D	...	...	...	...N	...	F
J09038+129	D	...	...	...	...N	y?	F
J09040-159 <sup>f</sup>	YD	Castor	...	...	..AAA	...	Y
J09050+028	YD	Hyades	...	...	–	–	–
J09057+186	D	...	...	...	N..N	y?	F
J09062+128	D	...	...	...	...N	y?	F
J09070-221	D	...	...	...	N...	y?	F
J09087+665	D	...	...	...	...N.	y?	F
J09091+227	YD	UMa	...	...	...N	y?	I
J09093+401	D	...	...	...	....	y?	F
J09095+328	D	...	...	...	–	–	–
J09096+067	D	...	...	...	..AAA	...	F
J09099+004	D	...	...	...	...N	...	F
J09115+126	TD	...	...	...	...N	y?	F
J09115+466	D	...	...	...	.A..N	...	F
J09120+279	D	...	...	...	–	–	–
J09133+688	YD	...	...	...	–	–	–
J09140+196	YD	IC 2391	...	...	–	–	–
J09143+526	YD	...	...	...	–	–	–
J09144+526 <sup>e</sup>	YD	...	...	...	ANNAN	...	Y
J09160+293	TD	...	...	...	...N	...	F
J09161+018 <sup>f</sup>	D	UMa	...	...	AAA.A	...	Y
J09163-186	YD	...	...	Argus (95.0)	.NNAN	...	D
J09165+841	TD	...	...	...	...N	y?	F
J09177+462	YD	...	...	...	–	–	–
J09177+584	TD	...	...	...	.N..N	y?	F
J09187+267	D	...	...	...	...AN	...	F
J09193+385N	D	...	...	...	..AAA	...	F
J09193+385S	D	...	...	...	–	–	–
J09193+620	D	...	...	...	–	–	–
J09200+308	TD	...	...	...	–	–	–
J09201+037	D	...	...	...	..NNA	y?	F
J09209+033	TD	...	...	...	N..N	...	F
J09213+731	D	...	...	...	...N	...	F
J09218+435	YD	...	...	...	–	–	–
J09218-023	D	...	...	...	...N	...	F



Table B.4: Carmencita identifier, stellar population and kinematic groups, and activity flags of the 1647 studies stars (continued).

Karmn	Pop. <sup>a</sup>	SKG			Activity flag <sup>b</sup>	Close binarity <sup>c</sup>	Final assignment <sup>d</sup>
		SteParKin	LACEwING	BANYAN $\Sigma$			
J09228+467	YD	Hyades	...	...	–	–	–
J09231+223	YD	...	...	AB Dor (70.96)	.A..N	...	P
J09238+001	D	...	...	...	...N	...	F
J09248+306 <sup>e</sup>	YD	...	...	...	AAAAA	y?	Y
J09256+634	D	...	...	...	–	–	–
J09275+506	YD	Hyades	...	...	...N	y?	I
J09286-121	D	...	...	...	...N	...	F
J09288-073	D	...	...	...	.N..N	...	F
J09289-073	D	...	...	...	....	...	F
J09291+259	D	...	...	...	N...N	...	F
J09300+396	YD	...	...	...	N..NN	...	D
J09302+265 <sup>f</sup>	YD	...	...	...	AAAAA	...	Y
J09307+003	D	...	...	...	.N..N	...	F
J09308+024	D	...	...	...	..NAA	y?	F
J09313-134	D	...	...	...	–	–	–
J09315+202	TD-D	...	...	...	...N	...	F
J09319+363	D	...	...	...	.N.NN	...	F
J09328+269	YD	...	...	...	...NN	...	I
J09352+612	D	...	...	...	..NNN	...	F
J09360-061	TD	...	...	...	....	...	F
J09360-216	D	...	...	...	NN..N	...	F
J09362+375	YD	IC 2391	...	...	–	–	–
J09370+405	YD	Castor	...	...	...N	...	I
J09394+146	D	...	...	...	..A.A	...	F
J09394+317	YD	...	AB Dor (34)	...	–	–	–
J09410+220	TD-D	...	...	...	.N...	...	F
J09411+132	YD	...	...	...	.NN.N	...	D
J09423+559	D	...	...	...	NN.NN	...	F
J09425+700 <sup>f</sup>	YD	Hyades	...	...	ANN.A	...	Y
J09425-192	D	...	...	...	.N.NN	...	F
J09428+700 <sup>f</sup>	YD	Hyades	...	...	ANN.A	...	Y
J09430+237	D	...	...	...	...NN	...	F
J09439+269	D	Hyades	...	...	AN.NN	...	D
J09447-182	TD-D	...	...	...	.N.NN	...	F
J09449-123 <sup>e</sup>	YD	IC 2391	Argus (35)	Argus (99.71)	AAAAA	...	Y
J09461-044	D	...	...	...	–	–	–
J09468+760	TD	...	...	...	NN.NN	...	F
J09473+263	TD	...	...	...	...AN	...	F
J09475+129	D	...	...	...	.N..N	...	F
J09488+156	D	...	...	...	..AAA	...	F
J09506-138	D	...	...	...	–	–	–
J09511-123	TD	...	...	...	.N..N	...	F
J09526-156	D	...	...	...	N...N	...	F
J09527+554	D	...	...	...	–	–	–
J09531-036	D	...	...	...	–	–	–
J09535+507	D	...	...	...	...NN	...	F
J09539+209	D	...	...	...	AANAA	...	F
J09557+353	D	...	...	...	..AAA	...	F
J09561+627	YD	...	...	...	–	–	–
J09564+226	D	...	...	...	NN..N	...	F
J09579+118	D	...	...	...	N...N	y?	F
J09587+555	D	...	...	...	...AN	y?	F
J09589+059 <sup>f</sup>	YD	Castor	...	...	AAAAA	...	Y
J09593+438E	YD	...	...	...	–	–	–
J09593+438W	D	...	...	...	–	–	–
J09597+472	D	...	...	...	N...N	...	F
J09597+721	YD	UMa	...	...	...N	...	I

Table B.4: Carmencita identifier, stellar population and kinematic groups, and activity flags of the 1647 studies stars (continued).

Karmn	Pop. <sup>a</sup>	SKG			Activity flag <sup>b</sup>	Close binarity <sup>c</sup>	Final assignment <sup>d</sup>
		SteParKin	LACEwING	BANYAN $\Sigma$			
J10004+272	D	...	...	...	–	–	–
J10007+323	TD	...	...	...	....N	...	F
J10020+697	D	...	...	...	....N	...	F
J10023+480	TD	...	...	...	.N.NN	...	F
J10027+149	D	...	...	...	....N	y?	F
J10028+484	YD	...	...	...	–	–	–
J10035+059	D	...	...	...	....	...	F
J10040+187	D	...	...	...	–	–	–
J10043+503 <sup>e</sup>	YD	...	...	...	AAAAA	...	Y
J10067+417	D	...	...	...	N..NN	y?	F
J10069+126	YD	Hyades	...	...	....N	...	I
J10079+692	D	...	...	...	....	...	F
J10087+027	D	...	...	...	.N..A	...	F
J10087+355	D	...	...	...	–	–	–
J10088+692	D	...	...	...	N..N	...	F
J10094+512	D	...	...	...	.N..N	...	F
J10094+544	YD	...	...	...	...NN	...	I
J10117+353	D	...	...	...	....	...	F
J10120-026	D	...	...	...	–	–	–
J10122-037 <sup>e</sup>	YD	...	...	...	ANNAN	...	Y
J10125+570	YD	...	...	...	.N.NN	...	D
J10130+233	D	...	...	...	–	–	–
J10133+467	YD	...	...	...	N..N	...	I
J10143+210	YD	...	...	...	–	–	–
J10148+213	D	...	...	...	..A.A	y?	F
J10151+314	D	...	...	...	–	–	–
J10155-164	D	...	...	...	...AA	y?	F
J10158+174	D	...	...	...	.N..N	...	F
J10167-119	D	...	...	...	.N..N	...	F
J10182-204	D	Hyades	...	...	–	–	–
J10185-117	D	...	...	...	.N..N	...	F
J10196+198 <sup>e</sup>	YD	...	...	...	ANA.A	...	Y
J10200+289	YD	...	...	...	....N	...	I
J10206+492	YD	Hyades	...	...	....N	...	I
J10238+438	D	...	...	...	N..NN	...	F
J10240+366	D	...	...	...	A..AA	y?	F
J10243+119	D	...	...	...	–	–	–
J10251-102	YD	Hyades	...	...	NNNAN	...	D
J10255+263	D	...	...	...	N..NN	...	F
J10260+504E	D	...	...	...	....	...	F
J10260+504W	D	...	...	...	.N..N	...	F
J10273+799	YD	...	...	...	....N	y?	I
J10278+028	TD-D	...	...	...	....N	y?	F
J10284+482	D	...	...	...	–	–	–
J10286+322	D	...	...	...	–	–	–
J10289+008 <sup>e</sup>	YD	AB Dor/Pleiades	AB Dor (78)	AB Dor (99.97)	NNNNN	...	D
J10303+328	D	...	...	...	....N	...	F
J10315+570	D	...	...	...	...NN	..	I
J10320+033	D	UMa	...	...	A..NN	y?	D
J10345+463	YD	Hyades	...	...	N..N	...	I
J10350-094	D	...	...	...	.N..N	...	F
J10354+694	TD	...	...	...	–	–	–
J10359+288 <sup>e</sup>	YD	...	...	...	.AAAA	y?	Y
J10360+051	D	...	...	...	ANAAA	...	F
J10364+415	D	...	...	...	–	–	–
J10367+153	YD	UMa	...	...	–	–	–
J10368+509	D	...	...	...	–	–	–

Table B.4: Carmencita identifier, stellar population and kinematic groups, and activity flags of the 1647 studies stars (continued).

Karmn	Pop. <sup>a</sup>	SKG			Activity flag <sup>b</sup>	Close binarity <sup>c</sup>	Final assignment <sup>d</sup>
		SteParKin	LACEwING	BANYAN $\Sigma$			
J10379+127	YD	Hyades	...	...	–	–	–
J10384+485 <sup>f</sup>	YD	Hyades	...	...	AAAAA	...	Y
J10385+354	D	...	...	...	.A.NN	...	F
J10389+250	YD	...	...	...	.A..A	...	P
J10396-069	YD	...	...	...	.N.NN	...	D
J10403+015	YD	...	...	...	N..AN	...	D
J10416+376	D	...	...	...	NN..N	...	F
J10430-092	TD-D	...	...	...	–	–	–
J10443+124	YD	Hyades	...	...	...NN	...	I
J10448+324	YD	...	...	...	–	–	–
J10453+385	D	...	...	...	–	–	–
J10456-191	TD	...	...	...	–	–	–
J10460+096	D	...	...	...	...NN	...	F
J10472+404	YD	Hyades	...	...	–	–	–
J10474+025	D	...	...	...	–	–	–
J10482-113	D	...	...	...	–	–	–
J10485+191	D	...	...	...	.A..N	...	F
J10497+355	TD	...	...	...	–	–	–
J10504+331	TD	...	...	...	–	–	–
J10506+517	YD	...	...	...	...AA	...	P
J10508+068	YD	...	...	...	–	–	–
J10513+361	YD	CarN	...	...	–	–	–
J10520+005	D	...	...	...	–	–	–
J10520+139	D	...	...	...	NN..N	...	F
J10522+059 <sup>f</sup>	YD	...	...	...	AAAAA	...	Y
J10546-073	D	...	...	...	–	–	–
J10555-093	D	...	...	...	N....	...	F
J10563+042	YD	UMa	...	...	...NN	...	I
J10564+070	D	...	...	...	–	–	–
J10576+695	D	...	...	...	...N	...	F
J10584-107 <sup>e</sup>	YD	...	...	...	NNAAA	...	Y
J11000+228	YD	Castor	...	...	NNN.N	...	D
J11003+728	D	...	...	...	–	–	–
J11008+120	D	UMa	...	...	AA..N	y?	Y
J11013+030	D	...	...	...	....	...	F
J11014+568	YD	...	...	...	...N	...	I
J11023+165E	D	...	...	...	...N	...	F
J11023+165W	D	...	...	...	...N	...	F
J11026+219 <sup>f</sup>	D	UMa	...	...	ANNAA	...	Y
J11030+037	D	...	...	...	...NN	y?	F
J11031+152	YD	...	...	...	..ANA	y?	Y
J11031+366 <sup>e</sup>	YD	...	...	...	A.AAA	...	Y
J11033+359	TD	...	...	...	NN.NN	...	F
J11036+136	D	...	...	...	–	–	–
J11042+400	D	...	...	...	A...N	y?	F
J11044+304	YD	...	...	...	...N	...	I
J11054+435	TD-D	...	...	...	NN..N	...	F
J11055+435	TD-D	...	...	...	NNA.N	...	F
J11055+450	D	...	...	...	–	–	–
J11057+102	TD-D	...	...	...	.N..N	...	F
J11075+437 <sup>f</sup>	YD	...	...	...	A..AA	...	Y
J11081-052	D	...	...	...	.N..N	...	F
J11108+479	D	...	...	...	N...N	...	F
J11110+304E	D	...	...	...	NN.AN	...	F
J11110+304W	D	...	...	...	.N.NN	...	F
J11113+434	D	...	...	...	–	–	–
J11118+335	D	...	...	...	–	–	–

Table B.4: Carmencita identifier, stellar population and kinematic groups, and activity flags of the 1647 studies stars (continued).

Karmn	Pop. <sup>a</sup>		SKG			Activity flag <sup>b</sup>	Close binarity <sup>c</sup>	Final assignment <sup>d</sup>
			SteParKin	LACEwING	BANYAN $\Sigma$			
J11126+189	D	...	...	...	...	.N..N	...	F
J11131+002	D	...	...	...	...	-	-	-
J11151+734	D	...	...	...	...	-	-	-
J11152+194	D	...	...	...	...	.N..N	...	F
J11152-181	TD-D	...	...	...	...	N....	...	F
J11154+410	D	...	...	...	...	N..NN	...	F
J11159+553 <sup>e</sup>	YD	...	...	...	...	AAAAA	y?	Y
J11200+658	TD-D	...	...	...	...	-	-	-
J11201-104 <sup>e</sup>	YD	...	...	...	...	AAAAA	...	Y
J11214-204	D	UMa	...	...	...	-	-	-
J11216+061	TD	...	...	...	...	....	...	F
J11231+258	D	...	...	...	...	.N...	...	F
J11233+448	D	...	...	...	...	N..AN	...	F
J11237+085	TD-D	...	...	...	...	.N..N	...	F
J11238+106	D	UMa	...	...	...	A.N.N	y?	D
J11239-183	YD	...	...	...	...	....	y?	I
J11240+381 <sup>e</sup>	D	UMa	...	...	...	A.AAA	...	Y
J11247+675	D	...	...	...	...	...AN	...	F
J11249+024	D	...	...	...	...	...AN	...	F
J11254+782	D	...	...	...	...	..NNN	...	F
J11266+379	YD	IC 2391	...	...	...	-	-	-
J11276+039	D	Castor	...	...	...	N..AN	...	D
J11289+101	D	...	...	...	...	.N..N	...	F
J11302+076	D	...	...	...	...	NN..N	...	F
J11306-080	D	...	...	...	...	.N.NN	...	F
J11307+549	D	...	...	...	...	...N	...	F
J11311-149	D	...	...	...	...	...N	...	F
J11315+022	TD	...	...	...	...	N..NN	...	F
J11317+226	YD	Hyades	...	...	...	.N..AN	...	D
J11351-056	TD-D	...	...	...	...	....	...	F
J11355+389	TD	...	...	...	...	-	-	-
J11376+587	D	...	...	...	...	...N	y?	F
J11404+770	D	...	...	...	...	...N	...	F
J11417+427	YD	IC 2391	...	...	...	NN.NN	...	D
J11420+147	D	...	...	...	...	...N	...	F
J11421+267	D	...	...	...	...	NNNNN	...	F
J11423+230	YD	...	...	...	...	...AN	...	P
J11433+253	YD	...	...	...	...	AA.AA	y?	Y
J11451+183	D	...	...	...	...	...N	...	F
J11467-140	D	...	...	...	...	.N.NN	...	F
J11470+700	YD	Hyades	...	...	...	-	-	-
J11474+667	YD	Castor	...	...	...	NNNAA	y?	Y
J11476+002 <sup>f</sup>	YD	IC 2391	...	...	...	ANAAA	...	Y
J11476+786	TD	...	...	...	...	..NNN	...	F
J11477+008	D	...	...	...	...	NNNNN	...	F
J11483-112	TD	...	...	...	...	...N.	...	F
J11485+076 <sup>e</sup>	D	UMa	...	...	...	AA.AA	...	Y
J11496+220	YD	IC 2391	...	...	...	...AN	y?	P
J11509+483	D	...	...	...	...	NN.NN	...	F
J11511+352	D	...	...	...	...	ANN.N	...	F
J11519+075	D	...	...	...	...	-	-	-
J11521+039	D	...	...	...	...	-	-	-
J11529+244	YD	...	...	...	...	.N...	...	I
J11532-073	D	...	...	...	...	.N.NN	...	F
J11533+430	D	...	...	...	...	...NN	...	F
J11538+069	D	...	...	...	...	-	-	-
J11541+098	D	...	...	...	...	.N..A	...	F

Table B.4: Carmencita identifier, stellar population and kinematic groups, and activity flags of the 1647 studies stars (continued).

Karmn	Pop. <sup>a</sup>	SKG			Activity flag <sup>b</sup>	Close binarity <sup>c</sup>	Final assignment <sup>d</sup>
		SteParKin	LACEwING	BANYAN $\Sigma$			
J11549-021	YD	...	...	...	N...N	...	I
J11551+009	D	...	...	...	.N..N	...	F
J11557-189	D	...	...	...	....	...	F
J11557-227	YD	...	...	...	-	-	-
J11575+118	D	...	...	...	.N.NN	...	F
J11582+425	D	...	...	...	....N	...	F
J11585+595	TD	...	...	...	-	-	-
J11589+426	D	Hyades	...	...	-	-	-
J12006-138	D	...	...	...	.N..N	...	F
J12016-122	D	...	...	...	.N.NN	...	F
J12023+285	D	...	...	...	-	-	-
J12054+695	YD	Hyades	...	...	NN..N	...	D
J12057+784	YD	IC 2391/Castor	...	...	..NNN	y?	D
J12063-132	D	UMa	...	...	-	-	-
J12088+303 <sup>f</sup>	D	UMa	...	...	..NAA	...	Y
J12093+210	YD	...	...	...	....A	y?	P
J12100-150	TD	...	...	...	NN.NN	...	F
J12104-131	D	...	...	...	-	-	-
J12109+410	TD	...	...	...	.A.NN	...	F
J12111-199	YD	Castor	...	...	.N.NN	...	D
J12112-199	YD	Castor	...	...	.N.NN	...	D
J12121+488	D	...	...	...	-	-	-
J12122+714	D	...	...	...	....N	...	F
J12123+544N	D	UMa	...	...	.N..N	...	I
J12123+544S	D	UMa	...	...	NN..N	...	D
J12124+121	YD	...	...	...	...NN	...	I
J12124+396	D	...	...	...	-	-	-
J12133+166	TD	...	...	...	....N	...	F
J12142+006	YD	...	...	...	NNA.N	...	D
J12144+245	D	...	...	...	....N	...	F
J12151+487	YD	...	...	...	A...N	y?	P
J12154+391 <sup>f</sup>	YD	Hyades	...	...	.A.AN	...	Y
J12156+526	D	UMa	UMa (100)	...	AAAAA	y?	Y
J12162+508	YD	Castor	...	...	-	-	-
J12168+029	D	...	...	...	-	-	-
J12168+248	D	...	...	...	..NNN	...	F
J12169+311	YD	IC 2391	...	...	-	-	-
J12189+111 <sup>f</sup>	YD	Hyades	...	...	AAANN	...	Y
J12191+318	YD	Hyades	...	...	-	-	-
J12194+283	D	...	...	...	NNNAN	...	F
J12198+527 <sup>e</sup>	YD	...	...	...	ANNAN	...	Y
J12199+364	D	...	...	...	.A.NN	y?	F
J12204+005	D	UMa	...	...	-	-	-
J12214+306E	YD	...	...	...	-	-	-
J12214+306W	YD	...	...	...	-	-	-
J12217+682	YD	...	...	...	...NN	...	I
J12223+251	TD-D	...	...	...	....N	...	F
J12225+123	YD	...	...	...	...AN	...	P
J12228-040	D	...	...	...	-	-	-
J12230+640	D	...	...	...	NN.NN	...	F
J12235+279	D	...	...	...	...NN	...	F
J12235+671	D	...	...	...	-	-	-
J12238+125	D	...	...	...	.N.AN	...	F
J12248-182	TD	...	...	...	.N..N	...	F
J12251+604	YD	Hyades	...	...	...A.	...	P
J12269+270	D	...	...	...	AAA.A	y?	F
J12274+374 <sup>f</sup>	YD	...	...	...	.A.AN	...	Y

Table B.4: Carmencita identifier, stellar population and kinematic groups, and activity flags of the 1647 studies stars (continued).

Karmn	Pop. <sup>a</sup>	SKG			Activity flag <sup>b</sup>	Close binarity <sup>c</sup>	Final assignment <sup>d</sup>
		SteParKin	LACEwING	BANYAN $\Sigma$			
J12277-032	YD	...	...	CarN (90.28)	–	–	–
J12288-106N	YD	IC 2391	...	...	–	–	–
J12288-106S	YD	IC 2391	...	Argus (93.73)	–	–	–
J12289+084	D	...	...	...	–	–	–
J12290+417	D	...	...	...	–	–	–
J12292+535	TD	...	...	...	.....	...	F
J12294+229 <sup>e</sup>	YD	...	...	...	A.A.A	...	Y
J12299-054E	D	...	...	...	.....	...	F
J12299-054W	D	...	...	...	–	–	–
J12312+086	D	...	...	...	.N.AN	...	F
J12323+315	D	...	...	...	...AN	y?	F
J12324+203	D	...	...	...	...A.A	...	F
J12327+682	D	...	...	...	...N	...	F
J12332+090	YD	Hyades	...	CarN (71.18)	–	–	–
J12349+322	D	...	...	...	...N	y?	F
J12350+098	D	...	...	...	NN.NN	...	F
J12363-043	TD	...	...	...	.....	...	F
J12364+352	YD	...	...	...	–	–	–
J12368-019	YD	...	...	...	...NN	...	I
J12373-208	D	...	...	...	.N.NN	...	F
J12387-043	D	...	...	...	...N	...	F
J12388+116	D	...	...	...	NNNNN	...	F
J12390+470	D	...	...	...	–	–	–
J12397+255 <sup>f</sup>	YD	...	...	...	A.A.A	...	Y
J12416+482	D	...	...	...	...AN	...	F
J12417+567 <sup>e</sup>	D	UMa	UMa (100)	UMa (97.79)	A.A.A	...	Y
J12428+418 <sup>f</sup>	YD	Hyades	...	...	ANAAA	...	Y
J12436+251	YD	...	...	...	...A	y?	P
J12440-111 <sup>f</sup>	YD	...	...	...	A..AA	...	Y
J12470+466	D	...	...	...	...NN	...	F
J12471-035	YD	Hyades	...	...	.N.NN	...	D
J12479+097	D	...	...	...	.N..N	...	F
J12481+472	TD-D	...	...	...	–	–	–
J12485+495	D	UMa	UMa (98)	...	AAAAA	y?	Y
J12490+661	D	...	...	AB Dor (64.85)	–	–	–
J12495+094	YD	Hyades	...	...	...NA	...	P
J12505+269	D	...	...	...	...N	y?	F
J12513+221	TD	...	...	...	–	–	–
J12576+352E	YD	...	...	...	–	–	–
J12576+352W	YD	...	...	...	–	–	–
J12594+077	D	...	...	...	...N	...	F
J13000-056	YD	...	...	...	.N.NN	...	D
J13005+056	D	...	...	...	AAAAA	...	F
J13007+123	YD	Hyades	...	...	–	–	–
J13019+335	D	...	...	...	...NN	...	F
J13027+415	D	...	...	...	.A..N	...	F
J13047+559	YD	...	...	...	–	–	–
J13054+371	D	...	...	...	–	–	–
J13068+308	D	...	...	...	N..N	y?	F
J13084+169	YD	...	...	...	...N	...	I
J13088+163	D	...	...	...	.A..N	...	F
J13089+490	D	...	...	...	...NN	...	F
J13095+289	YD	Tuc-Hor	...	...	AAAAA	y?	Y
J13102+477	D	...	...	...	NNAAA	...	F
J13113+285	D	...	...	...	...N	...	F
J13118+253	D	...	...	...	.....	...	F
J13119+658	D	...	...	...	...N.	...	F

Table B.4: Carmencita identifier, stellar population and kinematic groups, and activity flags of the 1647 studies stars (continued).

Karmn	Pop. <sup>a</sup>		SKG			Activity flag <sup>b</sup>	Close binarity <sup>c</sup>	Final assignment <sup>d</sup>
			SteParKin	LACEwING	BANYAN $\Sigma$			
J13130+201	D	...	...	...	...	....N	...	F
J13140+038	D	...	...	...	...	....	...	F
J13142+792	TD-D	...	...	...	...	-	-	-
J13143+133	YD	...	...	...	...	-	-	-
J13165+278	D	...	...	...	...	....	...	F
J13167-123	YD	...	...	...	...	N...N	y?	I
J13168+170	D	...	...	...	...	-	-	-
J13168+231	D	...	...	...	...	...AN	...	F
J13179+362	D	...	...	...	...	N..NN	...	F
J13180+022	YD	...	...	...	...	-	-	-
J13182+733	D	...	...	...	...	....N	...	F
J13195+351E	D	...	...	...	...	-	-	-
J13195+351W	D	...	...	...	...	-	-	-
J13196+333	YD	...	...	...	...	NN.NN	...	D
J13197+477	D	...	...	...	...	-	-	-
J13209+342	D	...	...	...	...	.N..N	...	F
J13215+035	D	...	...	...	...	...NN	...	F
J13215+037	D	...	...	...	...	.N.NN	...	F
J13229+244	D	...	...	...	...	NN..N	...	F
J13235+292	D	...	...	...	...	-	-	-
J13239+694	D	...	...	...	...	....N	...	F
J13247-050	D	...	...	...	...	....N	y?	F
J13251-114	D	...	...	...	...	N...A	...	F
J13254+377	YD	...	...	...	...	-	-	-
J13255+688	D	...	...	...	...	-	-	-
J13260+275	D	...	...	...	...	-	-	-
J13282+300	D	...	...	...	...	-	-	-
J13283-023E	D	...	...	...	...	.N.AN	...	F
J13283-023W	D	...	...	...	...	-	-	-
J13293+114	TD	...	...	...	...	.N.NN	...	F
J13294-143 <sup>e</sup>	D	UMa	...	...	...	A.AAA	...	Y
J13299+102	D	...	...	...	...	NNNNN	...	F
J13300-087	TD-D	...	...	...	...	N...	...	F
J13305+191	TD	...	...	...	...	....	y?	F
J13317+292	YD	...	...	...	...	-	-	-
J13318+233	YD	IC 2391	...	...	Argus (99.87)	...NN	...	I
J13319+311	YD	IC 2391	...	...	...	-	-	-
J13326+309	YD	...	...	...	...	-	-	-
J13327+168	D	UMa	...	...	...	-	-	-
J13335+704	YD	...	...	...	...	....N	...	I
J13343+046	D	...	...	...	...	.A.AN	...	F
J13348+201	D	...	...	...	...	....	y?	F
J13348+745	D	...	...	...	...	....	...	F
J13358+146	D	...	...	...	...	...NN	...	F
J13369+229	D	UMa	...	...	...	...NN	...	I
J13376+481	D	...	AB Dor (22)	...	...	A..AA	y?	Y
J13378+481	D	...	...	...	...	-	-	-
J13386+258	D	...	...	...	...	.N.NN	...	F
J13386-115 <sup>f</sup>	D	UMa	...	...	...	A..AA	...	Y
J13388-022	YD	...	...	...	...	...NN	...	I
J13394+461	TD	...	...	...	...	-	-	-
J13401+437	D	...	...	...	...	.N..N	y?	F
J13413-091	D	...	...	...	...	....N	...	F
J13414+489	D	...	...	...	...	-	-	-
J13415+148	YD	Hyades	...	...	...	...AN	y?	P
J13417+582	YD	UMa	UMa (69)	...	...	-	-	-
J13421-160	D	...	...	...	...	-	-	-

Table B.4: Carmencita identifier, stellar population and kinematic groups, and activity flags of the 1647 studies stars (continued).

Karmn	Pop. <sup>a</sup>	SKG			Activity flag <sup>b</sup>	Close binarity <sup>c</sup>	Final assignment <sup>d</sup>
		SteParKin	LACEwING	BANYAN $\Sigma$			
J13427+332	D	...	...	...	.N..N	...	F
J13430+090	YD	...	...	...	...A	y?	P
J13434+111	D	...	...	...	...N	...	F
J13444+516	TD-D	...	...	...	-	-	-
J13445+249	D	...	...	...	-	-	-
J13450+176	TD	...	...	...	.N.NN	...	F
J13455+609	YD	...	...	...	...AN	...	P
J13457+148	D	...	...	...	NNNNN	...	F
J13458-179	D	...	...	...	.N..N	...	F
J13477+214	YD	UMa	...	...	-	-	-
J13481-137	D	...	...	...	-	-	-
J13482+236	D	...	...	...	...N	...	F
J13485+563	D	...	...	...	...AN	...	F
J13488+041 <sup>f</sup>	YD	...	...	...	.AA.A	...	Y
J13490+026	D	...	...	...	-	-	-
J13503-216	D	...	...	...	...N	...	F
J13507-216	D	...	...	...	...N	...	F
J13508+367	YD	Hyades	...	CarN (99.84)	N..N	...	I
J13518+127 <sup>f</sup>	D	UMa	...	...	AAA.A	...	Y
J13526+144	D	...	...	...	-	-	-
J13528+656	TD	...	...	...	-	-	-
J13528+668	D	...	...	...	N..N	...	F
J13529+536	D	...	...	...	...AN	...	F
J13534+129	TD	...	...	...	-	-	-
J13536+776 <sup>e</sup>	D	UMa	...	...	AAAAA	...	Y
J13537+521	D	...	...	...	-	-	-
J13537+788	YD	...	...	Argus (62.85)	...N	...	I
J13582+125	D	...	...	...	.N.NN	...	F
J13582-120	D	...	...	...	...N	...	F
J13583-132	D	...	...	...	A..NA	...	F
J13587-000	D	...	...	...	....	...	F
J13591-198 <sup>e</sup>	YD	IC 2391	...	...	AAAAA	...	Y
J14010-026	D	...	...	...	NN.NN	...	F
J14019+154	D	UMa	...	...	-	-	-
J14019+432	YD	USco	...	...	-	-	-
J14023+136 <sup>f</sup>	YD	UMa	...	...	AANAN	...	Y
J14024-210	D	...	...	...	....	...	F
J14025+463N	D	...	...	...	-	-	-
J14025+463S	D	...	...	...	-	-	-
J14039+242	D	...	...	...	...NN	...	F
J14062+693	D	...	...	...	.N.AN	...	F
J14082+805	D	...	...	...	.N.AN	...	F
J14083+758	D	...	...	...	...NN	y?	F
J14121-005	D	...	...	...	-	-	-
J14130-120	TD	...	...	...	-	-	-
J14142-153	D	...	AB Dor (28)	AB Dor (98.15)	...AA	y?	P
J14144+234	D	...	...	...	....	...	F
J14152+450	D	...	...	...	NN.NN	...	F
J14153+153	D	UMa	...	...	...AN	...	P
J14155+046	D	...	...	...	-	-	-
J14157+594	YD	...	...	...	...NN	...	I
J14159+362	D	...	...	...	.N..N	...	F
J14161+233	D	...	...	...	.N..N	...	F
J14170+105	YD	...	...	...	...NN	...	I
J14170+317	D	...	...	...	-	-	-
J14171+088	YD	Castor	...	...	-	-	-
J14173+454	D	...	...	...	AAA.A	y?	F



Table B.4: Carmencita identifier, stellar population and kinematic groups, and activity flags of the 1647 studies stars (continued).

Karmn	Pop. <sup>a</sup>	SKG			Activity flag <sup>b</sup>	Close binarity <sup>c</sup>	Final assignment <sup>d</sup>
		SteParKin	LACEwING	BANYAN $\Sigma$			
J14174+454	D	...	...	...	.N..N	...	F
J14175+025	D	...	...	...	..A.A	y?	F
J14177+214	D	...	...	...	....N	y?	F
J14179-005	D	...	...	...	...N.	...	F
J14189+386	TD	...	...	...	....N	y?	F
J14191-073	TD	...	...	...	.....	...	F
J14194+029 <sup>f</sup>	YD	...	...	...	A.AAA	...	Y
J14200+390 <sup>e</sup>	YD	...	...	...	AAA.A	y?	Y
J14201-096	TD	...	...	...	.A..N	...	F
J14210+275	YD	Hyades	...	...	–	–	–
J14212-011	D	...	...	...	N..N	...	F
J14215-079	YD	...	...	...	....N	...	I
J14219+376	D	...	...	...	....N	...	F
J14227+164 <sup>f</sup>	YD	Hyades	...	...	AA.AA	...	Y
J14231-222	D	...	...	...	.....	...	F
J14249+088	D	...	...	...	....N	...	F
J14251+518	D	...	...	...	.N..N	...	F
J14255-118	D	...	...	...	A..AA	y?	F
J14257+236E	TD-D	...	...	...	ANNAN	...	F
J14257+236W	D	...	...	...	NN.AN	...	F
J14259+142	TD	...	...	...	A.A.A	y?	F
J14269+241	YD	IC 2391	...	...	...AN	...	P
J14279-003N	YD	...	...	...	...AA	...	P
J14279-003S	YD	...	...	...	..AAA	y?	Y
J14280+139	D	...	...	...	–	–	–
J14282+053	YD	...	...	...	...NN	y?	I
J14283+053	YD	...	...	...	.N.NN	...	D
J14294+155	TD	...	...	...	NN.NN	...	F
J14299+295	D	...	...	...	....N	...	F
J14306+597	YD	...	...	...	–	–	–
J14307-086	TD-D	...	...	...	.N.AN	...	F
J14310-122	YD	...	...	...	.N..N	...	I
J14312+754 <sup>f</sup>	YD	...	...	...	AAAAA	...	Y
J14320+738	D	...	...	...	.N..N	...	F
J14321+081	YD	Hyades	...	...	NN.NN	...	D
J14321+160 <sup>f</sup>	D	UMa	...	...	AAAAA	...	Y
J14322+496	D	...	...	...	.A..A	...	F
J14331+610	YD	UMa	...	...	–	–	–
J14342-125	D	...	...	...	NN..N	...	F
J14366+143	D	...	...	...	....N	...	F
J14368+583	TD	...	...	...	–	–	–
J14371+756	YD	UMa	...	...	....N	...	I
J14376+677	D	Hyades	...	...	–	–	–
J14388+422	YD	...	...	...	N..NN	y?	D
J14415+064	TD-D	...	...	...	...NN	...	F
J14423+660	D	...	...	...	–	–	–
J14438+667	YD	Hyades	...	...	...AN	...	P
J14469+170	TD	...	...	...	–	–	–
J14472+570	D	...	UMa (22)	...	.AAAN	y?	Y
J14485+101	D	...	...	...	....N	...	F
J14501+323	D	...	...	...	...NN	...	F
J14511+311	YD	...	...	...	–	–	–
J14524+123	D	...	...	...	AN.NN	...	F
J14525+001	D	...	...	...	....N	y?	F
J14538+235	YD	...	...	...	–	–	–
J14544+161	D	UMa	...	...	–	–	–
J14544+355	D	...	...	...	.N.NN	...	F

Table B.4: Carmencita identifier, stellar population and kinematic groups, and activity flags of the 1647 studies stars (continued).

Karmn	Pop. <sup>a</sup>	SKG			Activity flag <sup>b</sup>	Close binarity <sup>c</sup>	Final assignment <sup>d</sup>
		SteParKin	LACEwING	BANYAN $\Sigma$			
J14548+099	D	...	...	...	....N	...	F
J14549+411	D	...	...	...	-	-	-
J14557+072	D	...	...	...	...AN	y?	F
J14564+168	D	...	...	...	-	-	-
J14574-214	D	...	...	...	-	-	-
J14575+313	H	...	...	...	-	-	-
J14578+566	D	...	...	...	AA.NN	y?	F
J15009+454	D	...	...	...	-	-	-
J15011+071	D	...	...	...	-	-	-
J15011+354	D	...	...	...	....N	...	F
J15013+055	D	...	...	...	.N.NN	...	F
J15018+550	D	...	...	...	.....	y?	F
J15030+704	TD	...	...	...	....N	...	F
J15043+294	D	...	...	...	....N	y?	F
J15043+603	D	...	...	...	.N..N	...	F
J15049-211	D	...	...	...	N....	...	F
J15060+453	D	...	...	...	N..AN	...	F
J15073+249	D	...	...	...	.N..N	...	F
J15079+762	YD	IC 2391	...	...	...AA	...	P
J15081+623	YD	...	...	...	-	-	-
J15095+031	D	...	...	...	.N..N	...	F
J15100+193	D	...	...	...	NN..N	...	F
J15118-102	TD-D	...	...	...	.....	...	F
J15119+179	TD	...	...	...	.....	...	F
J15126+457	D	Hyades	...	...	-	-	-
J15151+333	D	...	...	...	....N	...	F
J15156+638	D	...	...	...	...NN	...	F
J15166+391	YD	...	AB Dor (36)	...	-	-	-
J15188+292	D	...	...	...	-	-	-
J15191-127	D	...	...	...	-	-	-
J15193+678	D	...	...	...	...A.	...	F
J15194-077	YD	...	...	...	NN..N	...	D
J15197+046	D	...	...	...	...AA	...	F
J15210+309	YD	$\beta$ Pic	...	...	....N	...	I
J15214+042	D	...	...	...	...AN	...	F
J15218+209	D	...	...	...	AAAAA	...	F
J15219+185	D	...	...	...	....N	...	F
J15238+174	TD-D	...	...	...	.N...	...	F
J15238+561	D	UMa	...	...	-	-	-
J15238+584	YD	Hyades	...	...	.AAAA	y?	Y
J15273+415	D	...	...	...	.A.NN	y?	F
J15276+408	D	...	...	...	...NA	...	F
J15280+257	YD	UMa	...	...	....N	...	I
J15290+467	YD	...	...	...	-	-	-
J15297+428	D	...	...	...	-	-	-
J15305+094	D	...	...	...	AA.NN	...	F
J15319+288	D	...	...	...	-	-	-
J15336+462	YD	...	...	...	...NN	...	I
J15339+379	D	...	...	...	-	-	-
J15340+513	YD	...	...	...	....N	...	I
J15345+142	TD-D	...	...	...	.....	...	F
J15349-143	D	...	...	...	-	-	-
J15353+177N	TD	...	...	...	.....	...	F
J15353+177S	TD	...	...	...	....N	...	F
J15357+221	D	...	...	...	.N..N	...	F
J15368+375	TD	...	...	...	A.A.A	y?	F
J15369-141	D	...	...	...	.N..N	...	F

Table B.4: Carmencita identifier, stellar population and kinematic groups, and activity flags of the 1647 studies stars (continued).

Karmn	Pop. <sup>a</sup>	SKG			Activity flag <sup>b</sup>	Close binarity <sup>c</sup>	Final assignment <sup>d</sup>
		SteParKin	LACEwING	BANYAN $\Sigma$			
J15386+371	D	...	...	...	....N	...	F
J15400+434N	TD	...	...	...	-	-	-
J15400+434S	TD	...	...	...	-	-	-
J15412+759	D	...	...	...	-	-	-
J15416+184	YD	...	...	...	..AAA	y?	Y
J15421-194	TD	...	...	...	-	-	-
J15474+451	YD	Hyades	...	CarN (85.87)	-	-	-
J15474-108	D	...	...	...	-	-	-
J15476+226	YD	...	...	...	A.A.A	y?	Y
J15480+043 <sup>f</sup>	YD	...	...	...	AAA.A	...	Y
J15488+305	YD	...	...	...	...NN	...	I
J15493+250	D	...	...	...	...NN	...	F
J15496+348	D	...	...	...	-	-	-
J15496+510	D	...	...	...	...NN	...	F
J15499+796	YD	...	...	...	AAANA	y?	Y
J15501+009	D	...	...	...	....N	...	F
J15512+306	D	...	...	...	...AA	y?	F
J15513+295	D	...	...	...	....N	...	F
J15531+347N	D	...	...	...	-	-	-
J15531+347S	D	...	...	...	...NN	...	F
J15538+641	YD	Hyades	...	...	...AN	...	P
J15555+352	YD	Hyades	...	...	-	-	-
J15557+686 <sup>f</sup>	YD	Castor	...	...	A.AAA	...	Y
J15569+376	YD	IC 2391	...	...	AAAAA	y?	Y
J15578+090	YD	...	...	...	.N.NN	...	D
J15581+494	D	...	...	...	..AAA	y?	F
J15583+354	D	...	...	...	NN..N	...	F
J15587+346	D	...	...	...	N...N	y?	F
J15597+440 <sup>e</sup>	YD	...	...	...	.AAAA	y?	Y
J15598-082	D	...	...	...	ANN.N	...	F
J16008+403	D	...	...	...	....N	...	F
J16017+301	D	...	...	...	NN..N	...	F
J16017+304	YD	Hyades	...	...	N...N	y?	I
J16018+304	YD	Hyades	...	...	N...N	-	I
J16028+205	TD-D	...	...	...	.N.NN	...	F
J16033+175	YD	...	...	...	...NN	y?	I
J16043-062	D	...	...	...	N...	...	F
J16046+263	YD	IC 2391	...	...	...AN	...	P
J16048+391	D	...	...	...	....A	...	F
J16054+769	D	...	...	...	....N	y?	F
J16062+290	D	...	...	...	....N	y?	F
J16066+083	TD	...	...	...	-	-	-
J16074+059	TD	...	...	...	....N	...	F
J16082-104	TD	...	...	...	....	...	F
J16090+529	D	...	...	...	AANAN	...	F
J16092+093	D	Hyades	...	...	NN..N	...	D
J16102-193 <sup>e</sup>	YD	USco	...	USco (99.91)	AA..A	...	Y
J16120+033	YD	UMa	...	...	.NNNN	y?	D
J16126-188	YD	...	...	...	....N	...	I
J16139+337	D	...	...	...	-	-	-
J16144-028	D	...	...	...	-	-	-
J16145+191	TD	...	...	...	....A	...	F
J16147+048	D	...	...	...	....N	...	F
J16155+244	D	...	...	...	...NN	...	F
J16167+672N	YD	...	...	...	AN..N	...	D
J16167+672S	D	...	...	...	NNN.N	...	F
J16170+552	D	...	...	...	-	-	-

Table B.4: Carmencita identifier, stellar population and kinematic groups, and activity flags of the 1647 studies stars (continued).

Karmn	Pop. <sup>a</sup>	SKG			Activity flag <sup>b</sup>	Close binarity <sup>c</sup>	Final assignment <sup>d</sup>
		SteParKin	LACEwING	BANYAN $\Sigma$			
J16180+062	D	...	...	...	..NAA	y?	F
J16204-042	TD	...	...	...	....N	...	F
J16220+228	YD	Hyades	...	...	A.AAA	y?	Y
J16241+483	D	...	...	...	-	-	-
J16247+229	D	...	...	...	...NN	y?	F
J16254+543	YD	UMa	...	...	NNN.N	...	D
J16255+260	D	...	...	...	-	-	-
J16255+323	D	...	...	...	...NN	...	F
J16259+834	D	UMa	...	...	...AN	...	P
J16268-173	D	...	...	...	-	-	-
J16280+155	D	...	...	...	-	-	-
J16302-146	TD	...	...	...	-	-	-
J16303-126	YD	...	...	...	NNN.N	...	D
J16313+408	YD	IC 2391	Argus (40)	Argus (51.6)	AN.NN	y?	D
J16315+175	D	...	...	...	....N	...	F
J16327+126	TD-D	...	...	...	.N.NN	...	F
J16328+098	D	...	...	...	....N	y?	F
J16342+543	D	...	...	...	....N	...	F
J16343+571	TD	...	...	...	-	-	-
J16354+350	D	UMa	...	...	-	-	-
J16360+088	D	...	...	...	ANAAA	...	F
J16395+505	D	...	...	...	...NN	...	F
J16401+007 <sup>f</sup>	YD	UMa	...	...	AAA.A	...	Y
J16403+676 <sup>f</sup>	YD	...	...	...	NAANN	...	Y
J16408+363	D	...	...	...	AA..N	y?	F
J16462+164	D	...	...	...	.N.NN	...	F
J16487+106	YD	IC 2391	...	...	-	-	-
J16487-157	D	...	...	...	.AN.N	...	F
J16508-048	TD-D	...	...	...	....	...	F
J16509+224 <sup>f</sup>	YD	...	...	...	.AANA	...	Y
J16528+630	YD	...	...	...	....N	...	I
J16529+400	D	...	...	...	...NN	y?	F
J16542+119	D	...	...	...	.A.NN	...	F
J16554-083N	D	...	...	...	AN..N	...	F
J16554-083S	D	...	...	...	-	-	-
J16555-083	D	...	...	...	-	-	-
J16570-043 <sup>f</sup>	YD	...	...	...	AAAAA	...	Y
J16573+124	D	...	...	...	..A..	y?	F
J16573+271	YD	IC 2391	...	...	-	-	-
J16574+777	D	...	...	...	....N	...	F
J16577+132	D	...	...	...	-	-	-
J16578+473	YD	...	...	...	N.NAN	...	D
J16581+257	D	...	...	...	NN.NN	...	F
J16584+139	D	...	...	...	-	-	-
J16587+688	TD	...	...	...	....N	...	F
J16591+209	D	...	...	...	-	-	-
J17003+253	D	...	...	...	....	...	F
J17006+063	D	...	...	...	...AN	...	F
J17010+082	D	...	...	...	....N	...	F
J17027-060	YD	IC 2391	...	...	....N	...	I
J17033+514	D	...	...	...	.N..N	...	F
J17038+321	D	...	...	...	-	-	-
J17043+169	D	...	...	...	....N	...	F
J17052-050	TD-D	...	...	...	NNNNN	...	F
J17058+260	D	...	...	...	-	-	-
J17071+215	D	...	...	...	.N.NN	...	F
J17076+073	D	...	...	...	-	-	-

Table B.4: Carmencita identifier, stellar population and kinematic groups, and activity flags of the 1647 studies stars (continued).

Karmn	Pop. <sup>a</sup>	SKG			Activity flag <sup>b</sup>	Close binarity <sup>c</sup>	Final assignment <sup>d</sup>
		SteParKin	LACEwING	BANYAN $\Sigma$			
J17082+516	D	...	...	...	....N	...	F
J17095+436	YD	...	...	...	–	–	–
J17098+119	D	...	...	...	....	y?	F
J17104+279	YD	...	...	...	N..NN	...	D
J17115+384	D	...	...	...	NN.NN	...	F
J17118-018	D	...	...	...	–	–	–
J17121+456	D	...	...	...	–	–	–
J17136-084	D	...	...	...	–	–	–
J17146+269	D	...	...	...	...NN	y?	F
J17153+049	D	...	...	...	....	...	F
J17158+190	YD	IC 2391	...	...	–	–	–
J17160+110	D	...	...	...	NA.NN	...	F
J17166+080	YD	...	...	...	.N..N	...	I
J17177+116	D	...	...	...	–	–	–
J17177-118	D	...	...	...	....	...	F
J17183+181	D	...	...	...	–	–	–
J17183-017	YD	...	...	...	–	–	–
J17198+265	YD	Hyades	...	...	–	–	–
J17198+417	D	...	...	...	NN.NN	...	F
J17199+265	YD	Hyades	...	...	–	–	–
J17207+492	TD	...	...	...	....	...	F
J17219+214	YD	Hyades	...	...	....	...	I
J17225+055	YD	...	...	...	....N	...	I
J17242-043	D	...	...	...	....N	...	F
J17276+144	TD	...	...	...	...N.	...	F
J17285+374	YD	UMa	...	...	..A..	...	P
J17303+055	YD	...	...	...	NN.NN	...	D
J17312+820	YD	...	...	...	N..NN	...	D
J17316+047	D	...	...	...	...NN	...	F
J17321+504	D	...	...	...	....	y?	F
J17328+543	TD	...	...	...	....N	...	F
J17338+169	YD	...	...	...	AAA.N	y?	Y
J17340+446	YD	...	...	...	–	–	–
J17355+616	D	...	...	...	ANN.N	...	F
J17364+683	D	...	...	...	NNN.N	...	F
J17376+220	D	...	...	...	....N	...	F
J17378+185	D	...	...	...	NN..N	...	F
J17386+612	YD	Castor	...	AB Dor (90.8)	A...A	...	P
J17388+080	D	...	...	...	...NN	...	F
J17395+277N	D	...	...	...	–	–	–
J17395+277S	D	...	...	...	....N	...	F
J17419+407	D	...	...	...	...NN	...	F
J17421-088	TD	...	...	...	....	...	F
J17423+574	YD	...	...	...	...NN	...	I
J17425-166	D	...	...	...	–	–	–
J17430+057	D	...	...	...	–	–	–
J17431+854	TD	...	...	...	...NN	y?	F
J17432-185	TD	...	...	...	....	y?	F
J17439+433	D	...	...	...	–	–	–
J17455+468	D	...	...	...	–	–	–
J17460+246	D	...	...	...	....N	...	F
J17464+277	D	...	...	...	–	–	–
J17464-087	YD	AB Dor	AB Dor (79)	AB Dor (99.93)	–	–	–
J17469+228	YD	Hyades	...	...	..NAN	...	D
J17481+159	D	...	...	...	....	...	F
J17502+237	D	...	...	...	..A...	...	F
J17515+147	D	...	...	...	....	...	F

Table B.4: Carmencita identifier, stellar population and kinematic groups, and activity flags of the 1647 studies stars (continued).

Karmn	Pop. <sup>a</sup>	SKG			Activity flag <sup>b</sup>	Close binarity <sup>c</sup>	Final assignment <sup>d</sup>
		SteParKin	LACEwING	BANYAN $\Sigma$			
J17521+647	D	...	...	...	...AN	...	F
J17530+169	D	...	...	...	–	–	–
J17542+073	D	...	...	...	.N..N	...	F
J17547+128	D	...	...	...	...NN	...	F
J17570+157	D	...	...	...	–	–	–
J17572+707	YD	IC 2391	...	...	–	–	–
J17578+046	TD	...	...	...	NNN.N	...	F
J17578+465	YD	Hyades	...	...	–	–	–
J17589+807	TD-D	...	...	...	...N	y?	F
J18010+508	D	...	...	...	...NN	...	F
J18012+355	TD-D	...	...	...	–	–	–
J18022+642 <sup>e</sup>	D	UMa	...	...	AAAAA	...	Y
J18027+375	D	...	...	...	NN..N	...	F
J18031+179	D	...	...	...	...N	y?	F
J18037+247	D	...	...	...	...N	...	F
J18042+359	D	...	...	...	–	–	–
J18051-030	D	...	...	...	NNN.N	...	F
J18063+728	YD	Hyades	...	...	.N..N	...	I
J18074+184	D	...	...	...	...AN	...	F
J18075-159	D	...	...	...	ANA.A	...	F
J18096+318	D	...	...	...	N..N	...	F
J18103+512	YD	IC 2391	...	...	...NN	...	I
J18109+220	YD	...	...	...	...N	...	I
J18116+061	D	...	...	...	–	–	–
J18131+260	D	...	...	...	AAAAA	...	F
J18134+054	D	...	...	...	...AN	...	F
J18135+055	D	...	...	...	N..N	...	F
J18157+189	TD-D	...	...	...	...N	y?	F
J18160+139	D	...	...	...	...N	...	F
J18163+015	D	...	...	...	.N..N	...	F
J18165+048	D	...	...	...	.N..N	...	F
J18165+455 <sup>f</sup>	YD	...	...	...	NA.AN	...	Y
J18174+483 <sup>f</sup>	YD	...	...	...	ANAAA	...	Y
J18180+387E	D	...	...	...	–	–	–
J18180+387W	D	...	...	...	.N..N	...	F
J18189+661	D	...	...	...	AAN.N	...	F
J18193-057	TD	...	...	...	....	...	F
J18195+420	YD	...	...	...	N..N	...	I
J18198-019	YD	Castor	...	...	NA..N	...	D
J18209-010	TD	...	...	...	–	–	–
J18221+063	TD	...	...	...	.N..N	...	F
J18224+620	D	...	...	...	.N..N	...	F
J18227+379	D	...	...	...	...N	y?	F
J18234+281	D	...	...	...	–	–	–
J18240+016	D	...	...	...	.N..N	...	F
J18248+282	D	...	...	...	–	–	–
J18250+246	D	...	...	...	NA..N	...	F
J18255+383	D	...	...	...	...N	...	F
J18264+113	D	...	...	...	–	–	–
J18292+638	D	...	...	...	...NN	y?	F
J18296+338	D	...	...	...	....	...	F
J18312+068	D	UMa	...	...	.N..N	...	I
J18319+406	YD	...	...	...	NNNNN	...	D
J18346+401	D	UMa	...	...	NNN.N	...	D
J18352+243	D	...	...	...	–	–	–
J18352+414	TD	...	...	...	...NN	...	F
J18353+457	D	...	...	...	NNN.N	...	F

Table B.4: Carmencita identifier, stellar population and kinematic groups, and activity flags of the 1647 studies stars (continued).

Karmn	Pop. <sup>a</sup>	SKG			Activity flag <sup>b</sup>	Close binarity <sup>c</sup>	Final assignment <sup>d</sup>
		SteParKin	LACEwING	BANYAN $\Sigma$			
J18354+457	D	...	...	...	....N	...	F
J18356+329	D	UMa	...	...	–	–	–
J18358+800	D	...	...	...	..A.A	...	F
J18362+567	D	...	...	...	...AN	...	F
J18363+136 <sup>f</sup>	YD	Hyades	...	...	NNAAN	...	Y
J18387-144	D	...	...	...	–	–	–
J18394+690	YD	Hyades	...	...	A.AAA	y?	Y
J18395+301	D	...	...	...	.A..N	...	F
J18399+334	YD	Hyades	...	...	N...N	...	I
J18402-104	D	...	...	...	....N	...	F
J18405+595	YD	...	...	...	...NN	...	I
J18409+315	TD-D	...	...	...	.A..N	–	F
J18409-133	D	...	...	...	NN..N	...	F
J18411+247N	D	...	...	...	–	–	–
J18411+247S	D	...	...	...	–	–	–
J18416+397	D	...	...	...	..A.A	...	F
J18419+318	D	...	...	...	.N..N	...	F
J18427+139	YD	Hyades	...	...	–	–	–
J18427+596N	D	...	...	...	–	–	–
J18427+596S	D	...	...	...	.NNNN	...	F
J18432+253	D	...	...	...	...AN	...	F
J18433+406	D	...	...	...	–	–	–
J18451+063 <sup>e</sup>	YD	...	...	...	ANN.A	...	Y
J18453+188	D	...	...	...	AA.AA	...	F
J18480-145	D	...	...	...	.N..N	...	F
J18482+076	YD	Hyades	...	...	NNN.N	...	D
J18487+615	D	...	...	...	...NN	...	F
J18498-238 <sup>f</sup>	D	Castor	...	...	AA.AA	...	Y
J18499+186	D	...	...	...	N...N	...	F
J18500+030	D	...	...	...	....N	...	F
J18507+479	TD	...	...	...	NN..N	...	F
J18515+027	D	...	...	...	....N	...	F
J18516+244	D	...	...	...	....N	...	F
J18518+165	D	...	...	...	.A..N	...	F
J18519+130 <sup>e</sup>	YD	...	...	AB Dor (71.01)	A.A.A	y?	Y
J18534+028	D	...	...	...	....N	y?	F
J18548+008	D	...	...	...	..N.N	...	F
J18548+109	YD	...	Argus (41)	Argus (99.39)	–	–	–
J18554+084	YD	IC 2391	...	...	–	–	–
J18563+544	D	...	...	...	....N	y?	F
J18564+463	D	...	...	...	NA..N	y?	F
J18571+075	D	...	...	...	....N	...	F
J18576+535	D	...	...	...	–	–	–
J18580+059	D	...	...	...	NNN.N	...	F
J18596+079	TD	...	...	...	.A..N	...	F
J19025+704	D	...	...	...	...NN	...	F
J19025+754	D	...	...	...	....	...	F
J19032+034	YD	...	...	...	.N..N	...	I
J19032+639	YD	IC 2391	...	...	–	–	–
J19032-135	D	...	...	...	....	...	F
J19041+211	YD	Hyades	...	...	–	–	–
J19044+590	D	...	...	...	–	–	–
J19045+240	D	...	...	...	....N	...	F
J19070+208	D	...	...	...	.N.NN	...	F
J19072+208	D	...	...	...	AN.NN	...	F
J19077+325	D	...	...	...	–	–	–
J19082+265	D	...	...	...	.A...	y?	F

Table B.4: Carmencita identifier, stellar population and kinematic groups, and activity flags of the 1647 studies stars (continued).

Karmn	Pop. <sup>a</sup>	SKG			Activity flag <sup>b</sup>	Close binarity <sup>c</sup>	Final assignment <sup>d</sup>
		SteParKin	LACEwING	BANYAN $\Sigma$			
J19084+322	YD	...	...	...	NN..N	...	D
J19093+382	D	...	...	...	-	-	-
J19093-147	D	...	...	...	....	...	F
J19095+391	D	...	...	...	N..N	...	F
J19098+176	D	...	...	...	NN..N	...	F
J19106+015	D	...	...	...	.A..N	...	F
J19116+050	D	...	...	...	....N	...	F
J19122+028	TD	...	...	...	-	-	-
J19124+355	D	...	...	...	....N	...	F
J19146+193N	TD	...	...	...	-	-	-
J19146+193S	TD	...	...	...	....	...	F
J19169+051N	D	...	...	...	NN..N	...	F
J19169+051S	D	...	...	...	-	-	-
J19185+580	D	...	...	...	-	-	-
J19205-076	YD	UMa	...	...	-	-	-
J19206+731N	D	...	...	...	-	-	-
J19206+731S	D	...	...	...	-	-	-
J19215+425	YD	CarN	...	CarN (93.2)	-	-	-
J19216+208	D	...	...	...	NN..N	...	F
J19218+286	TD	...	...	...	....N	...	F
J19220+070	D	...	...	...	-	-	-
J19228+307	YD	...	...	...	....N	y?	I
J19234+666	TD-D	...	...	...	....N	...	F
J19237+797	YD	Castor	...	...	....N	...	I
J19242+755	YD	...	...	...	N..NN	...	D
J19242+797	YD	Castor	...	...	-	-	-
J19251+283	D	Hyades	...	...	.N..N	...	I
J19255+096	YD	AB Dor	AB Dor (76)	AB Dor (99.77)	-	y?	-
J19260+244 <sup>f</sup>	YD	Hyades	...	...	A.A.A	...	Y
J19268+167	D	...	...	...	.AN.A	...	F
J19284+289	YD	...	...	...	....N	...	I
J19289+066	YD	UMa	...	...	....N	...	I
J19312+361	D	...	...	...	-	-	-
J19326+005	YD	Hyades	...	...	....N	...	I
J19336+395	D	...	...	...	NA..N	y?	F
J19346+045	D	...	...	...	NN..N	...	F
J19349+532	YD	Hyades	...	...	...NN	...	I
J19351+084N	YD	...	...	...	....	...	I
J19351+084S	YD	...	...	...	-	-	-
J19354+377	D	...	...	...	-	-	-
J19358+413	D	...	...	...	N..N	y?	F
J19395+718	D	...	...	...	.A.NN	...	F
J19419+031	D	...	...	...	....	y?	F
J19420-210	YD	...	...	...	-	-	-
J19422-207 <sup>f</sup>	YD	...	...	...	AAA.A	...	Y
J19457+271	D	...	...	...	-	-	-
J19457+323	YD	...	...	...	.A..N	...	P
J19463+320	D	...	...	...	-	-	-
J19464+320	D	...	...	...	-	-	-
J19468-019	TD	...	...	...	....N	y?	F
J19470+352	D	...	...	...	....N	...	F
J19486+359	YD	UMa	...	...	....N	...	I
J19500+325	YD	...	...	...	-	-	-
J19502+317	D	...	...	...	-	-	-
J19510+104	D	...	...	...	....	y?	F
J19511+464 <sup>f</sup>	YD	IC 2391	...	Argus (94.13)	AAA.A	...	Y
J19512+622	D	...	...	...	...AN	...	F



Table B.4: Carmencita identifier, stellar population and kinematic groups, and activity flags of the 1647 studies stars (continued).

Karmn	Pop. <sup>a</sup>	SKG			Activity flag <sup>b</sup>	Close binarity <sup>c</sup>	Final assignment <sup>d</sup>
		SteParKin	LACEwING	BANYAN $\Sigma$			
J19535+341	YD	Hyades	...	...	....N	...	I
J19539+444E	D	UMa	...	...	–	–	–
J19539+444W	D	UMa	...	...	–	–	–
J19540+325	D	...	...	...	....N	y?	F
J19546+202	D	...	...	...	....N	...	F
J19558+512	D	...	...	...	....N	...	F
J19564+591	TD-D	...	...	...	....N	...	F
J19565+591	TD-D	...	...	...	....N	y?	F
J19573-125	D	...	...	...	....	y?	F
J19582+020	D	...	...	...	....N	...	F
J19582+650	D	...	...	...	.N..N	...	F
J20005+593	D	...	...	...	–	–	–
J20011+002	D	...	...	...	.N..N	...	F
J20034+298	TD	...	...	...	.A..N	...	F
J20037+644	D	UMa	...	...	A.NAN	y?	Y
J20038+059	D	...	...	...	....N	...	F
J20039-081	D	...	...	...	NN..N	...	F
J20050+544	TD	...	...	...	–	–	–
J20057+529	D	...	...	...	....	...	F
J20079-015	D	...	...	...	....	...	F
J20082+333	D	...	...	...	–	–	–
J20093-012	D	...	...	...	ANA.A	...	F
J20105+065	D	...	...	...	–	–	–
J20109+708	D	...	...	...	–	–	–
J20112+161	TD	...	...	...	....N	...	F
J20112+379	D	...	...	...	....N	...	F
J20129+342	TD-D	...	...	...	....N	...	F
J20132+029	YD	Hyades	...	...	.NAN	...	D
J20138+133	D	...	...	...	N..AN	...	F
J20139+066	D	...	...	...	....	...	F
J20151+635	D	...	...	...	....A	...	F
J20165+351	D	...	...	...	....N	...	F
J20187+158	YD	Castor	...	...	.NN.N	...	D
J20195+080	D	...	...	...	–	–	–
J20198+229	YD	...	...	...	–	–	–
J20220+216	D	...	...	...	.N..N	...	F
J20223+322	YD	...	...	...	....N	...	I
J20227+473	D	...	...	...	....	...	F
J20229+106	D	...	...	...	....	...	F
J20260+585	D	...	...	...	NN..N	...	F
J20269+275	TD-D	...	...	...	–	–	–
J20287-114	YD	IC 2391/CarN	...	CarN (84.05)	–	–	–
J20298+096	YD	Hyades	...	...	–	–	–
J20301+798	D	...	...	...	–	–	–
J20305+654	D	...	...	...	NNN.N	...	F
J20314+385	D	...	...	...	–	–	–
J20336+617	D	...	...	...	AN..N	...	F
J20337+233	D	...	...	...	–	–	–
J20339+643	D	...	...	...	....	...	F
J20347+033	D	...	...	...	....N	...	F
J20349+592	TD	...	...	...	....N	...	F
J20367+388	D	...	...	AB Dor (88.09)	....	...	I
J20373+219	D	...	...	...	A...A	y?	F
J20403+616	D	...	...	...	....N	...	F
J20405+154	D	...	...	...	NN..N	...	F
J20407+199	D	...	...	...	–	–	–
J20409-101	D	...	...	...	–	–	–

Table B.4: Carmencita identifier, stellar population and kinematic groups, and activity flags of the 1647 studies stars (continued).

Karmn	Pop. <sup>a</sup>	SKG			Activity flag <sup>b</sup>	Close binarity <sup>c</sup>	Final assignment <sup>d</sup>
		SteParKin	LACEwING	BANYAN $\Sigma$			
J20418-324	YD	...	...	$\beta$ Pic (90.32)	–	–	–
J20429-189	TD	...	...	...	.N..N	...	F
J20433+047	D	...	...	...	....	y?	F
J20433+553	TD	...	...	...	–	–	–
J20435+240 <sup>e</sup>	YD	IC 2391	$\beta$ Pic (21)	$\beta$ Pic (54.82)	AAA.A	...	Y
J20436+642	D	...	...	...	....N	...	F
J20436-001	D	...	...	...	....N	...	F
J20443+197	D	...	...	...	–	–	–
J20445+089N	YD	Hyades	...	...	–	–	–
J20445+089S	YD	Hyades	...	...	....N	...	I
J20450+444	YD	Hyades	...	...	NN..N	...	D
J20451-313 <sup>e</sup>	YD	$\beta$ Pic	...	$\beta$ Pic (99.67)	AAAAA	...	Y
J20488+197	D	...	...	...	–	–	–
J20496-003	D	...	...	...	....	...	F
J20519+691	YD	...	...	...	–	–	–
J20525-169	D	UMa	...	...	NN..N	...	D
J20532-023	YD	Hyades	...	...	–	–	–
J20533+621	D	...	...	...	.NN.N	...	F
J20535+106	D	...	...	...	....	...	F
J20549+675	YD	IC 2391	...	...	...AN	...	P
J20556-140N	TD	...	...	...	–	–	–
J20556-140S	TD	...	...	...	NN..N	...	F
J20567-104	TD	...	...	...	AN.NN	...	F
J20568-048	D	...	...	...	–	–	–
J20574+223	D	...	...	...	.A..A	...	F
J20586+342	D	...	...	...	.A.AN	...	F
J21000+400	D	...	...	...	–	–	–
J21001+495	D	...	...	...	....N	...	F
J21012+332	D	...	...	...	–	–	–
J21013+332	YD	...	...	...	–	–	–
J21014+207	D	...	...	...	–	–	–
J21019-063	D	...	...	...	NNNNN	...	F
J21027+349	TD-D	...	...	...	..ANA	y?	F
J21044+455	D	...	...	...	....N	...	F
J21048-169	TD	...	...	...	....N	...	F
J21055+061	YD	...	...	...	.N.NN	...	D
J21057+502	YD	IC 2391/Castor	...	...	....N	...	I
J21059+044	D	...	...	...	...NN	...	F
J21074+468	YD	...	...	...	....N	...	I
J21076-130 <sup>e</sup>	YD	...	...	...	.AAAA	y?	Y
J21087-044N	D	...	...	...	....A	...	F
J21087-044S	YD	...	...	...	–	–	–
J21092-133	TD	...	...	...	.NNNN	...	F
J21100-193 <sup>e</sup>	YD	Castor/ $\beta$ Pic	$\beta$ Pic (44)	$\beta$ Pic (99.83)	AA.AA	...	Y
J21109+294	D	...	...	...	–	–	–
J21123+359	YD	...	...	...	....N	y?	I
J21127-073	YD	IC 2391/Castor	...	...	....N	...	I
J21137+087	YD	...	Argus (24)	...	–	–	–
J21138+180	D	...	...	...	....N	...	F
J21145+508	D	...	...	...	....N	...	F
J21147+380	D	...	...	...	–	–	–
J21152+257	D	...	...	...	NN..N	...	F
J21160+298E	YD	Castor	...	...	–	–	–
J21160+298W	YD	...	...	...	..A.A	...	P
J21164+025	YD	IC 2391	...	Argus (85.2)	NN.NN	...	D
J21173+208N	D	...	...	...	–	–	–
J21173+208S	D	...	...	...	–	–	–

Table B.4: Carmencita identifier, stellar population and kinematic groups, and activity flags of the 1647 studies stars (continued).

Karmn	Pop. <sup>a</sup>	SKG			Activity flag <sup>b</sup>	Close binarity <sup>c</sup>	Final assignment <sup>d</sup>
		SteParKin	LACEwING	BANYAN $\Sigma$			
J21173+640	D	...	...	...	N.A.N	y?	F
J21176-089N	YD	UMa	...	...	–	–	–
J21176-089S	YD	UMa	...	...	..ANN	...	D
J21185+302 <sup>e</sup>	YD	...	...	...	AAA.A	y?	Y
J21221+229	D	...	...	...	NN.AN	...	F
J21243+085	D	...	...	...	....	y?	F
J21245+400	D	...	AB Dor (63)	...	...N	y?	I
J21267+037	YD	...	...	...	.N.AN	...	D
J21272-068	D	...	...	...	...NN	...	F
J21275+340	TD-D	...	...	...	...N	y?	F
J21277+072	D	...	...	...	...N	y?	F
J21280+179	D	...	...	...	...N	...	F
J21283-223	D	...	...	...	...NN	...	F
J21296+176	YD	Hyades	...	...	–	–	–
J21313-097	D	...	...	...	–	–	–
J21323+245	D	...	...	...	–	–	–
J21338+017N	D	...	...	...	....	...	F
J21338+017S	D	...	...	...	...N	...	F
J21338-068	D	...	...	...	...A	...	F
J21348+515	YD	Hyades	...	...	NN..N	...	D
J21366+394	D	...	...	...	–	–	–
J21369+561	D	...	...	...	...N	...	F
J21374-059	D	...	...	...	–	–	–
J21376+016	YD	Castor	...	$\beta$ Pic (90.2)	–	–	–
J21378+530	D	...	...	...	...N	y?	F
J21380+277	YD	IC 2391	...	...	–	–	–
J21399+276	D	...	...	...	–	–	–
J21402+370	D	...	...	...	...N	...	F
J21419+276	D	...	...	...	–	–	–
J21421-121	TD	...	...	...	..AAN	y?	F
J21441+170N	YD	Castor	...	...	..N..	...	I
J21441+170S	YD	Castor	...	...	....	...	I
J21442+066	D	...	...	...	–	–	–
J21449+442	D	...	...	...	–	–	–
J21450+198	D	...	...	...	–	–	–
J21450-057	D	...	...	...	....	...	F
J21454-059	TD-D	...	...	...	....	...	F
J21463+382	TD	...	...	...	.N..N	...	F
J21466+668	YD	Hyades	...	...	NN..N	...	D
J21466-001	D	...	...	...	–	–	–
J21469+466	YD	Castor	...	...	.N..N	...	I
J21472-047	YD	...	...	...	...N	...	I
J21474+627	D	...	...	...	...N	...	F
J21478+502	D	...	...	...	....	...	F
J21479+058	TD-D	...	...	...	...NN	...	F
J21481+014	YD	Hyades	...	...	....	...	I
J21482+279	D	...	...	...	...N	...	F
J21512+128	D	...	...	...	....	...	F
J21518+136	YD	...	...	...	–	–	–
J21521+056	YD	AB Dor	AB Dor (87)	AB Dor (98.71)	–	–	–
J21521+274	TD	...	...	...	....	...	F
J21539+417	TD	...	...	...	.A..N	...	F
J21566+197	D	...	...	...	...N	y?	F
J21569-019	D	...	...	...	....	...	F
J21574+081	YD	Hyades	...	...	.NNAN	...	D
J21584+755 <sup>f</sup>	YD	...	...	...	.A.AN	...	Y
J21585+612	TD-D	...	...	...	....	...	F

Table B.4: Carmencita identifier, stellar population and kinematic groups, and activity flags of the 1647 studies stars (continued).

Karmn	Pop. <sup>a</sup>	SKG			Activity flag <sup>b</sup>	Close binarity <sup>c</sup>	Final assignment <sup>d</sup>
		SteParKin	LACEwING	BANYAN $\Sigma$			
J21593+418	D	...	...	...	N...N	...	F
J22012+283 <sup>e</sup>	YD	Castor	...	...	AAAAA	...	Y
J22012+323	YD	...	...	...	–	–	–
J22018+164	YD	Hyades	...	...	–	–	–
J22020-194	D	...	...	...	.N.NN	...	F
J22021+014	D	...	...	...	NN.AN	...	F
J22033+674	TD	...	...	...	....	...	F
J22035+036	YD	UMa	...	...	–	–	–
J22051+051	D	...	...	...	...N	...	F
J22057+656	D	...	...	...	NN..N	...	F
J22058-119	D	...	...	...	.N.AN	y?	F
J22060+393	D	...	...	...	...N	...	F
J22063+173	D	...	...	...	...N	...	F
J22067+034	D	...	...	...	....	...	F
J22088+117	YD	Castor/ $\beta$ Pic	...	$\beta$ Pic (98.42)	...AA	...	P
J22095+118	D	...	...	...	...N	...	F
J22096-046	YD	Hyades	...	...	NN..N	...	D
J22097+410	TD	...	...	...	.N.NN	...	F
J22102+587	D	...	...	...	....	...	F
J22107+079	YD	...	...	...	–	–	–
J22112+410	D	...	...	...	...NN	...	F
J22112-025	YD	...	...	...	.A.NN	...	D
J22114+409	YD	...	...	...	NNANN	...	D
J22115+184	D	...	...	...	NN.AN	...	F
J22117-207	YD	...	...	...	..AAA	y?	Y
J22125+085	D	...	...	...	.N.NN	...	F
J22134-147	D	...	...	...	....	...	F
J22135+259	YD	...	...	AB Dor (99.48)	..A.A	...	P
J22137-176	YD	...	...	...	NN..N	...	D
J22138+052	YD	Castor	...	...	–	–	–
J22142+255	YD	...	...	...	–	–	–
J22154+662	YD	...	...	...	.NN.N	...	D
J22160+546	YD	IC 2391	Argus (49)	Argus (94.22)	...A	...	P
J22163+709	TD-D	...	...	...	...N	...	F
J22173-088N	D	...	...	...	–	–	–
J22173-088S	D	...	...	...	–	–	–
J22176+565	YD	...	...	...	...N	y?	I
J22202+067	D	...	...	...	...N	...	F
J22212+377	YD	...	...	...	–	–	–
J22228+280	D	...	...	...	....	...	F
J22231-176	D	...	...	...	NNAAN	...	F
J22234+324	D	...	...	AB Dor (97.98)	–	–	–
J22249+520	D	...	...	...	NN..N	...	F
J22250+356	D	UMa	...	...	ANN.N	...	D
J22252+594	D	...	...	...	NN..N	...	F
J22262+030	D	...	...	...	...A	...	F
J22264+583	YD	UMa	...	...	...N	...	I
J22270+068	YD	Castor	...	...	...NA	...	P
J22279+576	D	...	...	...	–	–	–
J22287+189	D	...	...	...	.A.NN	...	F
J22289-134	D	...	...	...	.A..N	...	P
J22290+016	D	...	...	...	...N	...	F
J22298+414	D	...	...	...	NN..N	...	F
J22300+488	YD	UMa	...	...	–	–	–
J22330+093	YD	...	...	...	NN.NN	...	D
J22333-096	YD	...	...	...	–	–	–
J22347+040	D	...	...	...	...N	...	F

Table B.4: Carmencita identifier, stellar population and kinematic groups, and activity flags of the 1647 studies stars (continued).

Karmn	Pop. <sup>a</sup>	SKG			Activity flag <sup>b</sup>	Close binarity <sup>c</sup>	Final assignment <sup>d</sup>
		SteParKin	LACEwING	BANYAN $\Sigma$			
J22348-010	TD-D	...	...	...	N....	...	F
J22353+746	YD	Hyades	...	...	A.NAN	y?	Y
J22361-008	D	...	...	...	-	-	-
J22373+299	D	...	...	...	...AN	...	F
J22374+395	D	...	...	...	-	-	-
J22385-152	D	...	...	...	-	-	-
J22387+252	YD	Hyades	...	...	....N	...	I
J22387-206N	YD	Castor	...	...	-	-	-
J22387-206S	YD	...	...	...	-	-	-
J22406+445	D	...	...	...	....	y?	F
J22415+188	YD	Hyades	...	...	..NAN	y?	D
J22415+260	D	...	...	...	-	-	-
J22426+176	D	...	...	...	.N.NN	...	F
J22433+221	YD	Hyades	...	...	A..NA	y?	Y
J22437+192	D	UMa	...	...	.A.AA	y?	Y
J22440+405	D	UMa	...	...	....N	...	I
J22441+405	D	...	...	...	....N	...	F
J22457+016	YD	...	...	...	-	-	-
J22464-066	TD-D	...	...	...	....	...	F
J22468+443 <sup>e</sup>	D	UMa	...	...	AAA.A	...	Y
J22476+184	D	...	...	...	...NN	y?	F
J22479+318	D	...	...	...	....N	...	F
J22489+183	YD	UMa	...	...	....A	y?	P
J22503-070	D	...	...	...	.N.AN	...	F
J22506+348	D	...	...	...	....N	...	F
J22507+286	D	...	...	...	...NN	...	F
J22509+499 <sup>f</sup>	YD	Columba	...	Columba (98.93)	A.A.A	...	Y
J22518+317 <sup>e</sup>	YD	...	...	...	AAA.A	...	Y
J22524+099	D	...	...	...	-	-	-
J22526+750	YD	...	...	...	NN..N	...	D
J22532-142	YD	...	...	...	NN.NN	...	D
J22543+609	D	...	...	...	....N	...	F
J22547-054	D	...	...	...	....	y?	F
J22559+057	D	...	...	...	.ANAA	...	F
J22559+178	D	...	...	...	NN..N	...	F
J22565+165	D	...	...	...	NNNAN	...	F
J22576+373	TD-D	...	...	...	-	-	-
J23028+436	YD	UMa	...	...	AAA.A	y?	Y
J23036+097	YD	...	...	...	...NN	...	I
J23045+667	D	...	...	...	.AN.N	...	F
J23051+452	YD	Hyades	...	...	-	-	-
J23051+519	YD	...	...	...	....N	...	I
J23060+639 <sup>e</sup>	YD	Pleiades	AB Dor (67)	AB Dor (99.75)	AAA.A	...	Y
J23063+126	D	...	...	...	-	-	-
J23064-050	D	...	...	...	-	-	-
J23065+717	TD-D	...	...	...	....N	...	F
J23075+686	D	...	...	...	....N	...	F
J23081+033	D	...	...	...	....N	...	F
J23083-154 <sup>e</sup>	YD	Castor	...	...	AAAAA	...	Y
J23088+065	YD	...	...	...	.ANAN	y?	Y
J23089+551	D	...	...	...	N..N	...	F
J23096-019	D	...	...	...	-	-	-
J23107-192	TD	...	...	...	....	...	F
J23113+085	D	...	...	...	-	-	-
J23121-141	D	...	...	...	....	...	F
J23142-196N	D	...	...	...	...AN	...	F
J23142-196S	D	...	...	...	....	...	F

Table B.4: Carmencita identifier, stellar population and kinematic groups, and activity flags of the 1647 studies stars (continued).

Karmn	Pop. <sup>a</sup>	SKG			Activity flag <sup>b</sup>	Close binarity <sup>c</sup>	Final assignment <sup>d</sup>
		SteParKin	LACEwING	BANYAN $\Sigma$			
J23161+067	D	...	...	...	....	...	F
J23166+196	D	...	...	...	-	-	-
J23174+196	YD	IC 2391	...	...	-	-	-
J23174+382	D	...	...	...	-	-	-
J23175+063	D	...	...	...	.N.NN	...	F
J23182+462	YD	Hyades	...	...	A...N	...	P
J23182+795	D	...	...	...	....N	...	F
J23193+154	YD	...	...	...	....N	...	I
J23194+790	YD	...	AB Dor (24)	Columba (98.49)	-	-	-
J23215+568	D	...	...	...	....N	...	F
J23216+172	D	...	...	...	NN..N	...	F
J23220+569	D	...	...	...	....N	...	F
J23229+372	D	...	...	...	....N	...	F
J23234+155	D	...	...	...	.N.NN	...	F
J23245+578	D	...	...	...	NNN.N	...	F
J23249+506	YD	...	...	...	....N	...	I
J23252+009	TD	...	...	...	....N	...	F
J23256+531	TD	...	...	...	N.A.A	y?	F
J23261+170	YD	Castor	...	...	-	-	-
J23262+088	D	...	...	...	...AN	...	F
J23262+278	D	...	...	...	-	-	-
J23265+121	D	...	...	...	....N	...	F
J23293+414N	YD	...	AB Dor (66)	...	-	-	-
J23293+414S	YD	...	AB Dor (63)	...	-	-	-
J23301-026	YD	...	...	...	...A.	y?	P
J23302-203	YD	...	...	...	-	-	-
J23308+157	D	UMa	...	...	-	-	-
J23317-027 <sup>e</sup>	YD	TW Hya	...	...	ANA.A	...	Y
J23318+199E	YD	Castor	...	...	-	-	-
J23318+199W	D	...	...	...	-	-	-
J23323+540	YD	...	...	...	....N	...	I
J23327-167	YD	...	...	...	-	-	-
J23340+001	D	...	...	...	.N.NN	...	F
J23350+016	YD	Hyades	...	CarN (99.65)	-	-	-
J23350+252	D	...	...	...	....	...	F
J23351-023	D	...	...	...	NN.NN	...	F
J23354+300	D	...	...	...	...NN	y?	F
J23357+419	D	...	...	...	....N	...	F
J23364+554	D	...	...	...	A...N	...	F
J23376-128	D	...	...	...	-	-	-
J23381-162	D	UMa	...	...	NN.NN	...	D
J23386+391	D	...	...	...	....	...	F
J23389+210	D	...	...	...	..A.A	y?	F
J23401+606	D	...	AB Dor (43)	...	-	-	-
J23414+200	D	...	...	...	-	-	-
J23419+441	TD-D	...	...	...	NNN.N	...	F
J23423+349	YD	...	...	...	....N	y?	I
J23428+308	D	...	...	...	...NA	...	F
J23431+365	YD	...	...	...	NNANN	...	D
J23438+325	D	...	...	...	-	-	-
J23438+610	D	...	...	...	....N	...	F
J23439+647	D	...	...	...	-	-	-
J23443+216	YD	Hyades	...	...	-	-	-
J23455-161	D	...	...	...	-	-	-
J23462+284	YD	...	...	...	....N	...	I
J23480+490	D	...	...	...	....N	...	F
J23489+098	YD	IC 2391	...	...	-	-	-

Table B.4: Carmencita identifier, stellar population and kinematic groups, and activity flags of the 1647 studies stars (continued).

Karmn	Pop. <sup>a</sup>		SKG			Activity flag <sup>b</sup>	Close binarity <sup>c</sup>	Final assignment <sup>d</sup>
			SteParKin	LACEwING	BANYAN $\Sigma$			
J23492+024	TD	...	...	...	...	NNNNN	...	F
J23492+100	D	...	...	...	...	.AAAA	y?	F
J23496+083	YD	...	...	...	...	...AN	...	P
J23505-095	D	...	...	...	...	.N.NN	...	F
J23506+099	D	...	...	...	...	–	–	–
J23509+384	D	...	...	...	...	N...N	...	F
J23517+069	D	...	...	...	...	–	–	–
J23523-146	D	...	...	...	...	....	y?	F
J23541+516	D	...	...	...	...	....N	...	F
J23544+081	D	...	...	...	...	....N	y?	F
J23548+385 <sup>e</sup>	D	UMa	...	...	...	ANAAA	...	Y
J23554-039	D	...	...	...	...	N...N	y?	F
J23556-061	D	...	...	...	...	–	–	–
J23560+150	D	UMa	...	...	...	.A..N	...	P
J23569+230	D	...	...	...	...	...AN	...	F
J23573-129E	D	...	...	...	...	–	–	–
J23573-129W	D	...	...	...	...	–	–	–
J23577+197	D	...	...	...	...	....	...	F
J23577+233	TD	...	...	...	...	–	–	–
J23578+386	D	UMa	...	...	...	–	–	–
J23582-174	YD	Hyades	...	...	CarN (51.3)	–	–	–
J23585+076	YD	...	...	...	...	–	–	–
J23587+467	D	...	...	...	...	–	–	–
J23598+477	TD-D	...	...	...	...	.N...	...	F

**Notes.** <sup>(a)</sup> Galactic kinematic population – D: Thin disk; TD: Thick disc; TD-D: Thick-thin transition disc; YD: Young disc. <sup>(b)</sup> Activity flag – “A” indicates that the source satisfies Eqs. 9-7, “N” otherwise, and “.” indicates parameters without any literature value. The five labels refer to  $P_{\text{rot}}$ ,  $v \sin i$ ,  $L_X/L_J$ ,  $NUV - J$ , and  $pEW(H\alpha)$  in this order. <sup>(c)</sup> Close binarity – y: Reported close binary companion; y?: Close binary companion candidate. <sup>(d)</sup> Final assignment – “Y”: Young; “P”: Potentially; “D”: Dubious; “I”: Inconclusive; “Y”: Young. <sup>(e)</sup> Known young stars candidates – J00395+149S: Hyades (Röser et al. 2019b); J00548+275: 60-300 Ma (Shkolnik et al. 2009), Hyades (Shkolnik et al. 2012); J01352-072: 40-300Ma (Shkolnik et al. 2009),  $\beta$  Pic (Alonso-Floriano et al. 2015a), Tuc-Hor (Kraus et al. 2014); J02088+494: 20-300 Ma (Shkolnik et al. 2009), AB Dor (Shkolnik et al. 2012); J02186+123: 20-150 Ma (Shkolnik et al. 2009); J02190+238: 35-300 Ma (Shkolnik et al. 2009), Argus (Gagné et al. 2015); J02234+227:  $\beta$  Pic (Alonso-Floriano et al. 2015a); J02256+375: Hyades (Douglas et al. 2014); J02412-045: Argus (Bartlett et al. 2017); J02519+224:  $\beta$  Pic (Gagné et al. 2018); J03147+114: weak-line T Tauri star candidate (Li et al. 2000); J03186+326: Hyades (Douglas et al. 2014); J03224+271: Hyades (Röser et al. 2019b); J03332+462: AB Dor (Fernández et al. 2008); J03416+552: Columba (Zuckerman et al. 2011); J03463+262: Hyades (Perryman et al. 1998); J03473-019: 30-50 Ma (Shkolnik et al. 2009), AB Dor (Zuckerman et al. 2004); J03510+142:  $\beta$  Pic (Gagné et al. 2015); J03548+163: Hyades (Crain et al. 1986); J03565+319: Hyades (Douglas et al. 2014); J04148+277: Hyades (Johnson et al. 1962); J04173+088: AB Dor (Bell et al. 2015); J04224+036: Hyades (Douglas et al. 2014); J04227+205: Hyades (Weis & Upgren 1982); J04238+149: Hyades (Weis et al. 1979); J04252+080N: Hyades (van Altena 1966); J04369-162: Tuc-Hor (Kraus et al. 2014); J04373+193: Hyades (Griffin et al. 1988); J04595+017:  $\beta$  Pic (McCarthy & White 2012); J05019+011:  $\beta$  Pic (Alonso-Floriano et al. 2015a); J05062+046:  $\beta$  Pic (Alonso-Floriano et al. 2015a); J05111+158: Hyades (Delorme et al. 2011); J05339-023:  $\beta$  Pic (Alonso-Floriano et al. 2015a); J05415+534: Hercules-Lyra (Fuhrmann 2008); J05599+585: 40-300 Ma (Shkolnik et al. 2009), Castor (Shkolnik et al. 2012), AB Dor? (Schlieder et al. 2012a); J06075+472: AB Dor (Schlieder et al. 2012a); J06310+500: 20-150 Ma (Shkolnik et al. 2009); J06318+414: AB Dor? (Schlieder et al. 2012a); J07310+460: Columba (Malo et al. 2013); J07319+362N: 25-300 Ma (Shkolnik et al. 2009), Castor (Caballero 2010); J07384+240: 20-300 Ma (Shkolnik et al. 2009), IC 2391 (Shkolnik et al. 2012); J07393+021: Local Association? (Maldonado et al. 2010); J07446+035:  $\beta$  Pic (Alonso-Floriano et al. 2015a); J07558+833: Hyades (Eggen 1993); J09144+526: Lithium (Bischoff et al. 2020); J09248+306: AB Dor? (Schlieder et al. 2012a); J09449-123: Argus (Malo et al. 2013); J10043+503: 20-300 Ma (Shkolnik et al. 2009), AB Dor? (Schlieder et al. 2012a); J10122-037: AB Dor (Malo et al. 2013); J10196+198: 25-300 Ma (Shkolnik et al. 2009), Castor (Caballero 2010); J10289+008: AB Dor (Zuckerman et al. 2011); J10359+288:  $\beta$  Pic (Schlieder et al. 2012a); J10584-107: TW Hya (Gagné et al. 2015); J11031+366: 25-300 Ma (Shkolnik et al. 2009); J11159+553: 15-150 Ma (Shkolnik et al. 2009), Pleiades Supercluster (Shkolnik et al. 2012); J11201-104: Argus (Malo et al. 2013); J11240+381: 40-300 Ma (Shkolnik et al. 2009), UMa? (Shkolnik et al. 2012); J11485+076: 25-300 Ma (Shkolnik et al. 2009), UMa? (Shkolnik et al. 2012); J12198+527: AB Dor (Malo et al. 2013); J12294+229: 35-300 Ma (Shkolnik et al. 2009); J12417+567: 20-150 Ma; (Shkolnik et al. 2009), UMa? (Shkolnik et al. 2012); J13095+289: 60-300 Ma (Shkolnik et al. 2009), Carina (Shkolnik et al. 2012); J13294-143: 20-150 Ma (Shkolnik et al. 2009); J13536+776: UMa (Capistrant et al. 2024); J13591-198: Argus (Malo et al. 2013); J14200+390: young? (Mochnecki et al. 2002); J15597+440: AB Dor (Malo et al. 2013); J16102-193: USco (Preibisch et al. 2001); J18022+642: 90-300 Ma (Shkolnik et al. 2009); J18451+063: Carina (Elliott et al. 2014); J18519+130: 60-300 Ma (Shkolnik et al. 2009), AB Dor? (Schlieder et al. 2012a); J20435+240:  $\beta$  Pic (Crandall et al. 2019); J20451-313:  $\beta$  Pic (Caballero 2009); J21076-130:  $\beta$  Pic (Malo et al. 2013); J21100-193:  $\beta$  Pic (Malo et al. 2013); J21185+302:  $\beta$  Pic (Alonso-Floriano et al. 2015a); J22012+283: Castor (Caballero 2010); J22468+443: 25-300 Ma (Shkolnik et al. 2009); J22518+317: 20-300 Ma (Shkolnik et al. 2009), IC 2391? (Lafrenière et al. 2007); J23060+639: 30-50 Ma (Shkolnik et al. 2009), AB Dor (Zuckerman et al. 2004); J23083-154: Castor (Caballero 2010); J23317-027:  $\beta$  Pic (Alonso-Floriano et al. 2015a); J23548+385: 25-300 Ma (Shkolnik et al. 2009). <sup>(f)</sup> New single young star candidate.