

Stochastic parameterisation: the importance of nonlocality and memory

Martin T. Brolly

School of Mathematics and Maxwell Institute for Mathematical Sciences, University of Edinburgh, King's Buildings, Edinburgh EH9 3FD, UK

November 12, 2024

Abstract

Stochastic parameterisations deployed in models of the Earth system frequently invoke locality assumptions such as Markovianity or spatial locality. This work highlights the impact of such assumptions on predictive performance. Both in terms of short-term forecasting and the representation of long-term statistics, we find locality assumptions to be detrimental in idealised experiments. We show, however, that judicious choice of Markovian parameterisation can mitigate errors due to assuming Markovianity. We propose a simple modification to Markovian parameterisations, which yields significant improvements in predictive skill while reducing computational cost. We further note a divergence between parameterisations which perform best in short-term prediction and those which best represent time-invariant statistics, contradicting the popular concept of seamless prediction in Earth system modelling.

1 Introduction

In the simulation of physical systems, such as the atmosphere or ocean, it is often impossible to resolve dynamics on the full range of relevant scales at once. Limited by computational cost, numerical models covering planetary scales can offer only a truncated view of such systems. Parameterisations are the attempts made to mitigate the errors introduced by failing to resolve certain dynamics, typically by supplementing the equations solved in our models with additional terms. The classical approach to parameterisation is to introduce terms which diagnose approximately the influence of the unresolved dynamics on the resolved dynamics. Stochastic parameterisation arises when it is inappropriate to assume that a deterministic relationship holds. Instead the probabilistic relationship between the unresolved and resolved dynamics is modelled with stochastic terms.

Stochastic parameterisations promise benefits for both ‘weather’ and ‘climate’ modelling, interpreted broadly as dynamical modelling with the aim of capturing finite-time and long-time average behaviour, respectively. In the weather paradigm the primary advantage of stochastic parameterisations is that they allow for ensemble simulation. Ensembles allow to quantify uncertainty in predictions and can also be used to produce improved point-estimates, i.e. the ensemble mean of a model with stochastic parameterisations may provide a better prediction than that of a model with deterministic parameterisations. In the climate paradigm one hopes that the added variability introduced by stochastic parameterisations leads to a better representation of equilibrium statistics. Indeed there is evidence for all of the above. Stochastic parameterisations

have seen significant successful use over the past three decades (Berner et al. 2017), both in research (Wilks 2005, Crommelin & Vanden-Eijnden 2008, Kwasniok 2012, 2014, Arnold et al. 2013, Porta Mana & Zanna 2014, Chorin & Lu 2015, Grooms 2016, Guillaumin & Zanna 2021, Levine & Stuart 2022) and in operational weather forecasting (Toth & Kalnay 1997, Buizza et al. 1999, Berner et al. 2009, Palmer et al. 2009).

In constructing stochastic parameterisations it is common to make simplifying assumptions about the relationship between resolved and unresolved variables. E.g. that, given the resolved state, the model error is uncorrelated or Markovian in time and/or space, or that it is Gaussian. This article discusses the impact of such assumptions on the performance of stochastic parameterisations.

The article is structured as follows. In Section 2 we describe the problem in a general mathematical notation. We also discuss the simplifying assumptions mentioned above in detail. In Section 3 we present idealised numerical experiments with the Lorenz '63 model (Lorenz 1963), wherein the original system is forced with artificial model error generated with non-Markovian and spatially-correlated stochastic processes. We show that Markovian and spatially-local parameterisations can fail to reproduce the behaviour of the forced system. On the other hand we show that judicious choice of Markovian approximation can alleviate this error. In Section 4 we explore the same issues in the two-scale Lorenz '96 system (Lorenz 1996), wherein the model error arises from neglecting the small-scale variables. We find that modelling spatial correlation in the model error, given the large-scale variables, is critical. We also propose a method for obtaining improved Markovian parameterisations at no additional cost. In Section 5 we conclude and discuss the implications of these results for weather and climate modelling in particular.

2 Mathematical formulation

We consider an ergodic dynamical system (S, Σ, μ, Ψ) . Here, S is the state space, Σ is a corresponding sigma algebra of subsets of S , μ is a probability measure on (S, Σ) which is ergodic with respect to the map $\Psi: S \rightarrow S$. That is, for all $A \in \Sigma$ we have $\mu(\Psi^{-1}(A)) = \mu(A)$, and for all $A \in \Sigma$ satisfying $\Psi^{-1}(A) = A$ we have that either $\mu(A) = 1$ or $\mu(A) = 0$. We denote the orbit of an initial condition x_0 by $\{x_n := \Psi^n x_0\}_{n \in \mathbb{Z}_{\geq 0}}$. Consider decompositions of the state $x_n =: (x_n^{(1)}, x_n^{(2)}) \in S \subseteq \mathbb{R}^{d_1} \times \mathbb{R}^{d_2}$ and of the transformation $T = (\Psi_1, \Psi_2)$ such that

$$x_{n+1}^{(1)} = \Psi_1(x_n^{(1)}, x_n^{(2)}), \quad (1a)$$

$$x_{n+1}^{(2)} = \Psi_2(x_n^{(1)}, x_n^{(2)}). \quad (1b)$$

We define probability spaces (S_i, Σ_i, μ_i) for $i \in \{1, 2\}$, where $S_i = \{\pi_i(s) : s \in S\}$, with $\pi_1: \mathbb{R}^{d_1+d_2} \rightarrow \mathbb{R}^{d_1}$ and $\pi_2: \mathbb{R}^{d_1+d_2} \rightarrow \mathbb{R}^{d_2}$ projections defined

$$\pi_1 := (x_n^{(1)}, x_n^{(2)}) \mapsto x_n^{(1)}, \quad (2a)$$

$$\pi_2 := (x_n^{(1)}, x_n^{(2)}) \mapsto x_n^{(2)}, \quad (2b)$$

$\Sigma_i = \{\pi_i(\sigma) : \sigma \in \Sigma\}$, and $\mu_i(\sigma_i) = \mu(\pi_i^{-1}(\sigma_i))$ for all $\sigma_i \in \Sigma_i$.

Assume Ψ_1 and Ψ_2 are unknown but an approximate model $\Psi_0: \mathbb{R}^{d_1} \rightarrow \mathbb{R}^{d_1}$ is known for $x^{(1)}$, such that

$$x_{n+1}^{(1)} \approx \Psi_0(x_n^{(1)}). \quad (3)$$

We may write

$$x_{n+1}^{(1)} = \Psi_0(x_n^{(1)}) + m(x_n^{(1)}, x_n^{(2)}), \quad (4a)$$

$$x_{n+1}^{(2)} = \Psi_2(x_n^{(1)}, x_n^{(2)}), \quad (4b)$$

where $m: \mathbb{R}^{d_1} \times \mathbb{R}^{d_2} \rightarrow \mathbb{R}^{d_1}$ is an additive residual term. By considering the solution of (4b) as a function of the history of $x_n^{(1)}$, we can write the solution to (4a) as

$$x_{n+1}^{(1)} = \Psi_0(x_n^{(1)}) + m_n \left(\{x_s^{(1)}\}_{s=0}^n, x_0^{(2)} \right), \quad (5)$$

where the family of functions $m_n: (\mathbb{R}^{d_1})^n \times \mathbb{R}^{d_2} \rightarrow \mathbb{R}^{d_1}$ encode the influence of $x_n^{(2)}$ on $x_n^{(1)}$ in terms of $x_0^{(2)}$ and the history $\{x_s^{(1)}\}_{s=0}^n$. The goal of parameterisation is to model the error process $\{m_n(\{x_s^{(1)}\}_{s=0}^n, x_0^{(2)})\}$, in particular by substituting more tractable terms into (5).

Conventional parameterisations employ a deterministic approximation of the form $\widehat{m}_n = f(x_n^{(1)})$ for some function f , and thereby neglect dependence on the other arguments of m_n . The form of f is often motivated by physical intuition, and simple forms are favoured for tractability of analysis and ease of implementation. However, it remains challenging to quantify how the error introduced by these parameterisations propagates into finite-time forecasts and stationary statistics.

In contrast stochastic parameterisations model m as a stochastic process. One can think of the joint process $(X_n^{(1)}, M_n)_{n \in \mathbb{Z}}$ representing the joint evolution of $x_n^{(1)}$ and m_n . Under suitable assumptions on the original system and Ψ_0 , this process is stationary. It is also constrained to satisfy the original dynamics in that we have

$$X_{n+1}^{(1)} = \Psi_0(X_n^{(1)}) + M_n \quad (6)$$

and

$$M_n \mid \{X_s^{(1)}\}_{s=0}^n, x_0^{(2)} \sim \delta_{m_n(\{x_s^{(1)}\}_{s=0}^n, x_0^{(2)})}, \quad (7)$$

and correspondingly

$$X_{n+1}^{(1)} \mid \{X_s^{(1)}\}_{s=0}^n, x_0^{(2)} \sim \delta_{x_{n+1}^{(1)}}. \quad (8)$$

That is to say, given the full history of the system, its future evolution is determined. However, in favour of a simplified model, it is common, as in conventional parameterisations, to neglect dependence on the full history of the reduced state when simulating M_n . A natural approach in the statistical setting is to sample at each time step from the conditional distribution $M_n \mid X_n^{(1)}, M_{n-1}$, or simply $M_n \mid X_n^{(1)}$, rather than from (7), and iterate according to (6). We refer to this approach as Markovian stochastic parameterisation. While Markovian parameterisations aim to represent the uncertainty introduced by neglecting dependence on the systems history, the Markovian assumption is generally invalid, and hence introduces some error. I.e. the parameterised process $(\widehat{X}_n^{(1)}, \widehat{M}_n)$ may differ significantly from the true process $(X_n^{(1)}, M_n)$. Nevertheless Markovian parameterisations remain attractive, since the construction of non-Markovian parameterisations is difficult and costly.

Through a series of numerical experiments we examine the impact of (i) the Markovianity assumption and (ii) spatial autocorrelation (or nonlocality) on the performance of stochastic parameterisations. We also highlight that the natural choice of Markovian parameterisation is generally suboptimal, and introduce a simple method to generate a family of alternative Markovian approximations, over which a modeller can optimise.

3 Experiments with the Lorenz '63 system

The experiments in this section make use of the Lorenz '63 system (Lorenz 1963), usually written

$$\dot{x} = \sigma(y - x), \quad (9a)$$

$$\dot{y} = x(\rho - z) - y, \quad (9b)$$

$$\dot{z} = xy - \beta y, \quad (9c)$$

with the classical parameter values $\{\sigma = 10, \rho = 28, \beta = 8/3\}$. In particular, we consider the discrete-time system obtained through applying the fourth-order Runge–Kutta scheme augmented with artificial model error processes. To align with our notation we write

$$X_{n+1}^{(1)} = \Psi_0 \left(X_n^{(1)} \right) + M_n, \quad (10)$$

letting $X^{(1)} = (x, y, z)$, Ψ_0 denote the map of the discretised Lorenz '63 system, and M_n a generic error process. In sections 3.1 and 3.2 we will consider M_n given by non-Markovian and spatially-correlated stochastic processes, respectively. We will then assess the effectiveness of Markovian and spatially local parameterisations as approximations to the true error process. This setup, though artificial, is attractive because it allows us complete control of the properties of the error process. In particular, we can avoid the conflation of errors due to multiple invalid assumptions by treating each in isolation with a targeted experiment.

3.1 Non-Markovian additive AR-2 forcing

Here we consider non-Markovian model error given by the AR(2) process

$$M_n = \varphi_1 M_{n-1} + \varphi_2 M_{n-2} + \varepsilon_n, \quad \varepsilon_n \stackrel{\text{iid}}{\sim} \mathcal{N}(0, \sigma_\varepsilon^2), \quad (11)$$

applied independently to each component (x, y, z) of (9). The AR(2) process is chosen to highlight that non-Markovianity need not be severe or complex to have important effects. Indeed the AR(2) process is second-order Markovian and we deliberately choose parameter values which should be considered fairly mild, both with respect to non-Markovianity and variance: $\varphi_1 = 0.45$, $\varphi_2 = 0.5$, and $\sigma_\varepsilon^2 = 1.425 \times 10^{-5}$, such that $\text{Var}(M_n) = 10^{-4}$.

There is a natural Markovian approximation to the AR(2) process given by the AR(1) process

$$M_n = \varphi_M M_{n-1} + \varepsilon_n, \quad (12)$$

where $\varphi_M = \frac{\varphi_1}{1-\varphi_2}$ and $\varepsilon_n \stackrel{\text{iid}}{\sim} \mathcal{N}(0, \frac{\sigma_\varepsilon^2}{1-\varphi_2^2})$. This is a reasonable choice as an approximation because (11) and (12) share the same stationary distribution, $p(X_n)$, and the same one-step transition density, $p(X_{n+1} | X_n)$. Moreover, this choice aligns with a common approach to learning Markovian approximations from data, which is to try to match the statistics of single increments, i.e. to try to have the correct one-step transition density. However, (11) and (12) do, of course, differ. As mean-zero Gaussian processes they are uniquely determined by their autocovariance functions, $\gamma(m) = \text{Cov}(X_n, X_{n+m})$. Let γ denote the autocovariance of (11) and γ_M denote that of (12). Both satisfy linear recurrence relations (known as Yule–Walker equations (Lütkepohl 2013)),

$$\gamma(m) = \varphi_1 \gamma(m-1) + \varphi_2 \gamma(m-2), \quad (13a)$$

$$\gamma_M(m) = \varphi_M \gamma_M(m-1), \quad (13b)$$

with solutions

$$\gamma(m) = A\varphi_+^m + B\varphi_-^m, \quad (14a)$$

$$\gamma_M(m) = \varphi_M^m \gamma(0), \quad (14b)$$

where $\varphi_{\pm} = \frac{1}{2} \left(\varphi_1 \pm \sqrt{\varphi_1^2 + 4\varphi_2} \right)$ and A and B can be determined. Notably, for the parameter values we use, we have $\varphi_+ = 0.967$, $\varphi_- = -0.517$, and $\varphi_M = 0.9$. Thus, for large m , $\gamma(m)$ is dominated by the contribution of the φ_+^m term in (14a), which in particular causes $\gamma(m)$ to decay slower than $\gamma_M(m)$. The AR(2) process therefore exhibits longer-range memory than the natural AR(1) approximation. On the other hand, with this in mind, we can use knowledge of φ_+ to propose a potentially better Markovian approximation: namely, the AR(1) process

$$M_n = \varphi_+ M_{n-1} + \epsilon_n^+, \quad (15)$$

where $\epsilon_n^+ \stackrel{\text{iid}}{\sim} \mathcal{N} \left(0, \frac{\gamma(0)}{1-\varphi_+^2} \right)$ and the variance of ϵ_n^+ is chosen to ensure this process has the same stationary distribution as (11) and (12), namely

$$M_n \sim \mathcal{N} \left(0, \frac{(1-\varphi_2)\sigma_\epsilon^2}{(1+\varphi_2)(1-\varphi_1-\varphi_2)(1+\varphi_1-\varphi_2)} \right). \quad (16)$$

We thus consider non-Markovian model error modelled with two different Markovian parameterisations. With the first we aim to (crudely) represent standard Markovian parameterisations as they might be constructed for realistic models, albeit in a simplified setting where, importantly, the model error is independent of the model state. With the second, we highlight a potentially better Markovian parameterisation, which could only be identified from intimate knowledge of the model error process. We stress that in realistic modelling scenarios, where model error represents the effect of unresolved dynamics, the identification of better Markovian approximations is highly non-trivial.

We first consider differences in the stationary statistics of the Lorenz '63 system forced with these parameterisations. In particular we focus on the probability density function (pdf) of the first component of the system, and its temporal autocovariance function $r(\tau)$. For the pdf comparison we compute the Kullback–Leibler divergence and the Hellinger distance between the “true” system (that forced with AR(2) noise) and (i) the unforced system, as in (9), (ii) the natural Markovian parameterisation, and (iii) the Markovian parameterisation with extended correlation, which we henceforth refer to as AR(1)⁺. An intermediate density estimation step is performed using kernel density estimation to enable the calculation of these scores. To compare autocovariance functions we use the relative L^2 error

$$d_r(r, r') = \frac{\|r - r'\|_2}{\|r\|_2}. \quad (17)$$

These scores, which we refer to as climate scores, are given in Table 1. Both parameterisations improve all three scores relative to the unforced system, but a much greater improvement is consistently seen with the AR(1)⁺ parameterisation.

We also assess the performance of these parameterisations in predicting at finite times, i.e. in the weather paradigm. To do so we generated 1000 instances of “weather” from a single long trajectory of the true system, with each sufficiently separated in time to avoid noticeable correlation. We then simulated corresponding ensembles of size 100 from each parameterised model from correct initial conditions. To assess the skill of these ensembles we use the energy score, a proper scoring rule for ensemble forecasts (Gneiting & Raftery 2007, Gneiting et al.

	Unforced	AR(1)	AR(1) ⁺
KL	2.1×10^{-2}	4.2×10^{-3}	9.8×10^{-5}
Hellinger	7.1×10^{-2}	3.2×10^{-2}	4.9×10^{-3}
d_r	6.9×10^{-1}	2.4×10^{-1}	4.7×10^{-2}

Table 1: Climate scores quantifying the discrepancy in stationary statistics of the Lorenz '63 system with non-Markovian AR(2) forcing compared to Markovian parameterisations and the unforced system. Markovian parameterisations are seen to improve prediction, especially when chosen carefully to best approximate the non-Markovian error process.

2008). For an ensemble of predictions $\{Z_1, \dots, Z_n\}$ of a variable Z which takes a true value Z^\dagger , the energy score is

$$\mathcal{S}_{\text{energy}}(\{Z_i\}, Z^\dagger) = \frac{1}{n} \sum_{j=1}^n \|Z_j - Z^\dagger\| - \frac{1}{2n^2} \sum_{i=1}^n \sum_{j=1}^n \|Z_i - Z_j\|. \quad (18)$$

We compute the energy score, averaged over weather instances, as a function of lead time, for $t_\lambda \in [0, 3]$, where t_λ is lead time normalised by the Lyapunov time of the unforced Lorenz '63 system. For comparison, we also generate ensembles with the true AR(2) forcing, in order to determine optimal energy scores. The result is shown in Figure 1. We see that while the AR(1)⁺ parameterisation leads to energy scores indistinguishable from the AR(2) forcing, those attained with the AR(1) parameterisation are noticeably worse across a range of lead times. For the sake of visualisation we also show in Figure 1 a single weather instance and the ensembles produced with each forcing. As expected from the energy scores, the AR(1)⁺ ensemble appears indistinguishable from the AR(2) ensemble, but the AR(1) ensemble shows noticeable error – in particular, we see its predictions are overconfident, such that the true trajectory at times lies well outside the ensemble.

Overall, these results indicate that, in both the weather and climate paradigms, the performance of Markovian parameterisation in our setup is sensitive to the Markovian approximation used, and in particular, that the Markovian parameterisation that arises from correctly sampling one-step statistics is suboptimal. We suggest that this is likely the case also in stochastic parameterisation in Earth systems modelling broadly. It is therefore imperative that serious attention is given to the details of stochastic parameterisations implemented in large-scale modelling efforts, in particular with respect to the representation of memory.

3.2 Spatially-correlated multiplicative VAR-1 forcing

Here we consider model error given by spatially-correlated multiplicative noise in the form $M_n = \tilde{M}_n \odot X_n$, driven by the VAR(1) process

$$\tilde{M}_n = \varphi \tilde{M}_{n-1} + \varepsilon_n, \quad \varepsilon_n \stackrel{\text{iid}}{\sim} \mathcal{N}(\mathbf{0}, \Sigma). \quad (19)$$

For clarity, note that $X_n, M_n, \tilde{M}_n \in \mathbb{R}^3$ and \odot denotes the Hadamard (or elementwise) product. While it may seem more natural to continue with additive noise as in Section 3.1, we found that spatially-correlated additive noise in the Lorenz '63 system led to a surprising phenomenon, where orbits lingered for extremely long times around one of the unstable steady states. We found that spatially-correlated multiplicative noise did not trigger this phenomenon, and so chose to avoid the issue, since we suspect it to be intrinsic to the Lorenz '63 system.

Remark 3.1 *We abuse the term space throughout. When we refer to spatial correlation or locality, we mean between components of $X_n^{(1)}$ or M_n , regardless of whether they correspond to the value of*

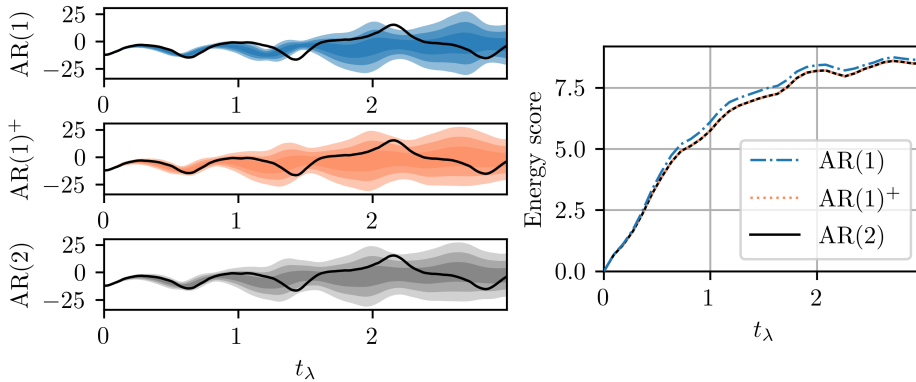


Figure 1: Left panel: ensemble forecasts of the Lorenz '63 system with Markovian AR(1) and AR(1)⁺ forcings and with non-Markovian AR(2) forcing. Black lines indicate a reference realisation of the system with AR(2) forcing and coloured regions indicate ± 3 ensemble standard deviations about ensemble means. Right panel: mean energy score computed for the same parameterisations as a function of lead time.

a single variable at various grid points in space, or entirely distinct physical variables. In particular, this means that the issues we discuss apply equally when the unresolved variables to be parameterised represent sub-grid scales of a variable being simulated (as in turbulence closure modelling) or variables which are neglected completely (e.g. biological components of the Earth system not featuring explicitly in a model).

We set $\varphi = 0.999$ such that the decorrelation time of \tilde{M}_n is one Lyapunov time, and set

$$\Sigma = \kappa \begin{pmatrix} 1 & \alpha & \alpha \\ \alpha & 1 & \alpha \\ \alpha & \alpha & 1 \end{pmatrix}, \quad (20)$$

with $\alpha = -0.45$ and $\kappa = 1.81 \times 10^{-10}$ such that $\text{Var}(\tilde{M}_n) = 10^{-7}$.

A spatially local parameterisation arises from neglecting spatial autocorrelation in ε_n , i.e. by setting $\alpha = 0$ so that $\Sigma = \kappa \mathbb{I}$. While in this simplistic setting there is negligible computational saving in adopting a spatially-local parameterisation, the incentive is clear in realistic applications, where modelling and sampling a high-dimensional conditional distribution $M_n | \mathbf{X}_n$ is typically much more challenging and expensive than modelling each component as independent and identically (conditionally) distributed, i.e. considering $M_{n,i} | X_{n,i}$.

Table 2 shows climate scores for the local parameterisation alongside those of the unforced system. Remarkably we see that the local parameterisation provides little improvement over the unforced system, indicating that assuming spatial locality can be significantly detrimental to stochastic parameterisations. On the other hand, we find that the local parameterisation performs well in the weather paradigm – ensemble simulations and energy scores (not shown) were not significantly different from ones generated with the true spatially-correlated forcing.

The next section deals with the issues of non-Markovianity and spatial correlation in the case where model error arises, not synthetically from a chosen stochastic process, but from neglecting components of a dynamical system. The following experiments are, therefore, more representative of realistic modelling scenarios. In particular, the statistics of the error process are not known a priori, and stochastic parameterisations must be inferred from data.

	Unforced	Local VAR(1)
KL	2.7×10^{-3}	1.9×10^{-3}
Hellinger	2.6×10^{-2}	2.2×10^{-2}
d_r	4.4×10^{-1}	4.4×10^{-1}

Table 2: Climate scores quantifying the discrepancy in stationary statistics of the Lorenz ’63 system with spatially-correlated VAR(1) forcing compared to a corresponding white-in-space parameterisation and the unforced system. The white-in-space parameterisation is seen to provide little improvement over the unforced system.

4 Experiments with the two-scale Lorenz ’96 system

The experiments in this section make use of the Lorenz ’96 system (Lorenz 1996), usually written

$$\frac{dX_i}{dt} = -X_{i-1}(X_{i-2} - X_{i+1}) - X_i + F - \frac{hc}{b} \sum_{j=J(i-1)+1}^{iJ} Y_j, \quad i = 1, \dots, I, \quad (21a)$$

$$\frac{dY_j}{dt} = -cbY_{j+1}(Y_{j+2} - Y_{j-1}) - cY_j - \frac{hc}{b} X_{\lfloor (j-1)/J \rfloor + 1}, \quad j = 1, \dots, IJ, \quad (21b)$$

with periodic boundary conditions, $X_{i+I} = X_i$ and $Y_{j+IJ} = Y_j$. The Lorenz ’96 system has served for some time as a canonical testbed for research on parameterisation (Wilks 2005, Crommelin & Vanden-Eijnden 2008, Kwasniok 2012, Arnold et al. 2013, Chorin & Lu 2015, Gagne et al. 2020, Crommelin & Edeling 2021, Levine & Stuart 2022, Parthipan et al. 2023, Bhourri & Gentine 2023) and data assimilation (Hu & Franzke 2017, Brajard et al. 2020, Stanley et al. 2021) for several reasons: (i) it crudely mimics the character of chaotic advection–diffusion-type systems that appear in Earth systems modelling, (ii) it features two coupled variables X and Y and hence lends itself to the study of questions regarding model order reduction or partially observed dynamical systems, and (iii) it is inexpensive to simulate. The parameters h , F , b and c represent, respectively, a coupling strength coefficient, a forcing amplitude, a spatial scale ratio, and a time scale ratio. In other words b and c quantify scale separations between X and Y , while h quantifies the degree of influence each variable has on the other. In our experiments we fix parameters to canonical values $h = 1$, $F = 20$, $b = 10$, $c = 10$ with $I = 8$ and $J = 32$. In this regime X can be thought of as a large scale variable and Y an interacting small scale variable. A reduced order model for X is obtained by neglecting entirely the term which couples X to Y , giving

$$\frac{dX_i}{dt} = -X_{i-1}(X_{i-2} - X_{i+1}) - X_i + F, \quad i = 1, \dots, I. \quad (22)$$

To align notation with Section 2 we once again write

$$X_{n+1}^{(1)} = \Psi_0 \left(X_n^{(1)} \right) + M_n, \quad (23)$$

where $X^{(1)} = X$, Ψ_0 denotes the map of the reduced system (22) (after having been discretised in time), and M_n represents model error relative to the full dynamics of (21). Thus, in this section the reference “true” dynamics is that of (21) with an imperfect model given by (22).

4.1 Data-driven parameterisations

4.1.1 Data

We consider parameterisations learned from data. In particular, we simulate (21) using fourth-order Runge–Kutta timestepping with stepsize $\Delta t = 10^{-3}$. Then, by evaluating Ψ_0 at each value

of $X^{(1)}$ observed in simulation, we diagnose corresponding values of M_n . A climate dataset is generated by simulating for 10^4 model time units from a random initial condition $(X_i(0), Y_j(0) \stackrel{\text{iid}}{\sim} \mathcal{N}(0, 1))$, giving

$$\mathcal{D}_{\text{climate}} := \left\{ (X_n^{(1)}, M_n)_{n=0}^{10^4} \right\}. \quad (24)$$

A corresponding weather dataset is constructed by partitioning the climate dataset into $N_w = 10^3$ slices, each of $L = 10^4$ timesteps, corresponding to 10 model time units, giving

$$\mathcal{D}_{\text{weather}} := \left\{ \left\{ (X_n^{(1)}, M_n)_{n=L(k-1)}^{Lk} \right\}, i = 1, \dots, N_w \right\}. \quad (25)$$

We use the climate dataset to fit parameterisations and later to evaluate how well each parameterisation reproduces climate statistics. The weather dataset is used to evaluate how well each parameterisation represents uncertainty in weather prediction.

4.1.2 Parameterisations

We construct Markovian parameterisations, using probabilistic neural networks (specifically mixture density networks (MDNs) (Bishop 1994)) to model the conditional distribution $M_n | X_n^{(1)}$. MDNs combine a neural network with a Gaussian mixture model to produce a highly flexible parametric form for conditional densities. In this case, this means, for each possible value of $X_n^{(1)}$, the conditional density $p(M_n | X_n^{(1)})$ is modelled by the density of a Gaussian mixture distribution, whose parameters are given as a function of $X_n^{(1)}$ modelled with a neural network. The neural network is fit using maximum likelihood estimation. A detailed description can be found in Broly (2023) where MDNs are used to model the transition density of ocean surface drifters. Here we consider Gaussian mixtures with 32 components and neural networks with 4 hidden layers, each having 128 neurons and tanh activation function. The parametric form of the Gaussian mixture is chosen to be flexible and, in particular, allow non-Gaussianity to be captured. Note that the number of parameters required to specify a Gaussian (mixture) distribution for M_n , and hence, the dimension of the neural network's output, is $\mathcal{O}(d_1^2)$. Since $d_1 = 8$ in this experiment, this is not a problem, but in realistic applications where d_1 is large, other methods may be required to more efficiently model $p(M_n | X_n^{(1)})$. The procedure of simulating with Markovian MDN parameterisations is outlined in Algorithm 1, wherein \mathbf{f}_{NN} denotes the trained neural network and $\boldsymbol{\theta}$ denotes the parameters of the Gaussian mixture.

Algorithm 1 Simulating with Markovian MDN parameterisations.

- 1: $X_0^{(1)} \leftarrow x_0$
 - 2: **for** $n = 0$ to $N - 1$ **do**
 - 3: $X_{n+1}^{(1)} \leftarrow \Psi_0(X_n^{(1)})$
 - 4: $\boldsymbol{\theta} \leftarrow \mathbf{f}_{\text{NN}}(X_n^{(1)})$
 - 5: draw $M_n \sim \text{GaussianMixture}(\boldsymbol{\theta})$
 - 6: $X_{n+1}^{(1)} \leftarrow X_{n+1}^{(1)} + M_n$
 - 7: **end for**
 - 8: **return** $X_0^{(1)}, \dots, X_N^{(1)}$
-

Remark 4.1 *The choice to model $M_n | X_n^{(1)}$ rather than $M_n | X_n^{(1)}, M_{n-1}$ is a purely pragmatic one. As others have noted (Gagne et al. 2020, Parthipan et al. 2023), there is a tendency for data-driven models of $M_n | X_n^{(1)}, M_{n-1}$ to ignore information from $X_n^{(1)}$, because of high correlation between M_n and M_{n-1} , leading to poor performance.*

Spatially local parameterisations can be constructed similarly while enforcing constraints on the form of $p(M_n | X_n^{(1)})$. We distinguish two forms of spatial locality. We call a parameterisation weakly local if the components of M_n are modelled as conditionally independent given $X_n^{(1)}$, i.e. $p(M_n | X_n^{(1)}) = \prod_i p(M_{n,i} | X_n^{(1)})$. In the MDN approach this can be enforced by assuming diagonal covariance matrices for the Gaussian mixture components. Note that the number of parameters required to specify a Gaussian (mixture) distribution is then $\mathcal{O}(d_1)$. We call a parameterisation strongly local if additionally the components of the error, M_{n,i_1} , are independent of $X_{n,i_2}^{(1)}$ for $i_2 \neq i_1$, i.e. $p(M_n | X_n^{(1)}) = \prod_i p(M_{n,i} | X_{n,i}^{(1)})$. In the strongly local case the number of parameters required to specify a Gaussian (mixture) distribution is independent of d_1 . Previous studies on stochastic parameterisation in the Lorenz '96 system have predominantly adopted the strongly local assumption (Crommelin & Vanden-Eijnden 2008, Kwasniok 2012, Arnold et al. 2013, Chorin & Lu 2015, Gagne et al. 2020, Parthipan et al. 2023). The appeal of spatial locality clearly lies in reduced computational complexity, both in the construction and in the deployment of parameterisations. But does spatial locality affect the performance of parameterisations? Here we deploy both local and nonlocal parameterisations and compare them on the basis of climate and weather scores.

We restrict attention in this section to Markovian parameterisations. However, considering the experiments of Section 3, we should expect that assuming Markovianity may be detrimental. Parthipan et al. (2023) implemented a non-Markovian (though strongly local) parameterisation in the Lorenz '96 system. Their parameterisation was based on a recurrent neural network and they saw improvement in performance over a baseline Markovian model. However, it remains to be seen whether non-Markovian parameterisations of this type can be successfully implemented in high-dimensional models. In Section 3 we noted that the Markovian parameterisation that arises from correctly modelling the one-step transition density is not in general the optimal Markovian parameterisation. Thus, as a compromise we ask: how can we improve on current Markovian models?

As a simple modification of the Markovian parameterisations described above, we propose to introduce a parameter $t_p \in \mathbb{Z}_{>0}$. And rather than sample M_n at each timestep, we repeatedly hold M_n fixed for t_p timesteps at a time before sampling again. We call t_p the timestep of the parameterisation. Intuitively, setting $t_p > 1$ induces increased memory in the error process, in a similar manner to the $\text{AR}(1)^+$ parameterisation used in Section 3. An attractive feature of this modification is that it actually reduces the cost of parameterisations. Given that the dominant cost in deploying these parameterisations is sampling the conditional distribution $M_n | X_n^{(1)}$, we can expect a reduction in cost of a factor of t_p . More importantly, by optimising t_p to maximise performance, either with respect to climate or weather scores, as appropriate for the application, we may be able to improve Markovian parameterisations easily.

4.1.3 Results

Figure 2 shows climate and weather scores for nonlocal, weakly local, and strongly local Markovian MDN parameterisations for $t_p \in \{1, 10, 20, 30, 50, 100\}$. Scores are also shown for a baseline parameterisation, named Poly-AR(1), used by Arnold et al. (2013) in the Lorenz '96 system. Poly-AR(1) models M_n using a polynomial function of $X_n^{(1)}$ for the conditional mean $\mathbb{E}[M_n | X_n^{(1)}]$ and an AR(-1) process for the residuals $M_n - \mathbb{E}[M_n | X_n^{(1)}]$; it is Markovian, strongly local, and Gaussian. For each parameterisation, scores vary strongly with t_p . Comparing parameterisations by the scores they achieve with their optimal value of t_p , there is a clear ordering of the parameterisations which persists across all of the scores considered: the nonlocal MDN parameterisation outperforms the weakly local MDN parameterisation, which outperforms the strongly local MDN parameterisation, which outperforms the strongly local and Gaussian Poly-AR(1) pa-

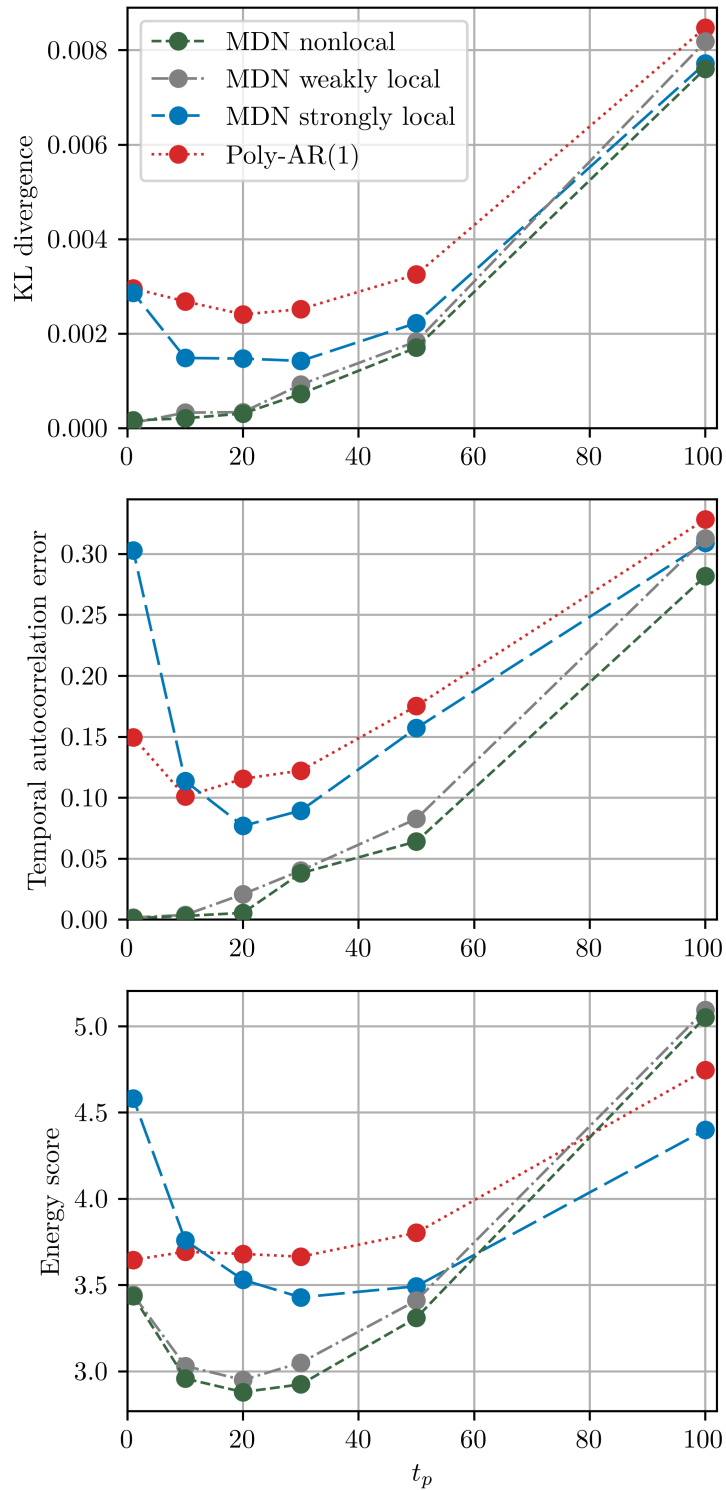


Figure 2: KL divergence between the true stationary measure of X_k in the Lorenz '96 model (upper panel), error in the temporal autocorrelation of X_k (middle panel), and energy score at time $t = 1$ (lower panel), in the parameterised Lorenz '96 models as a function of parameterisation time step.

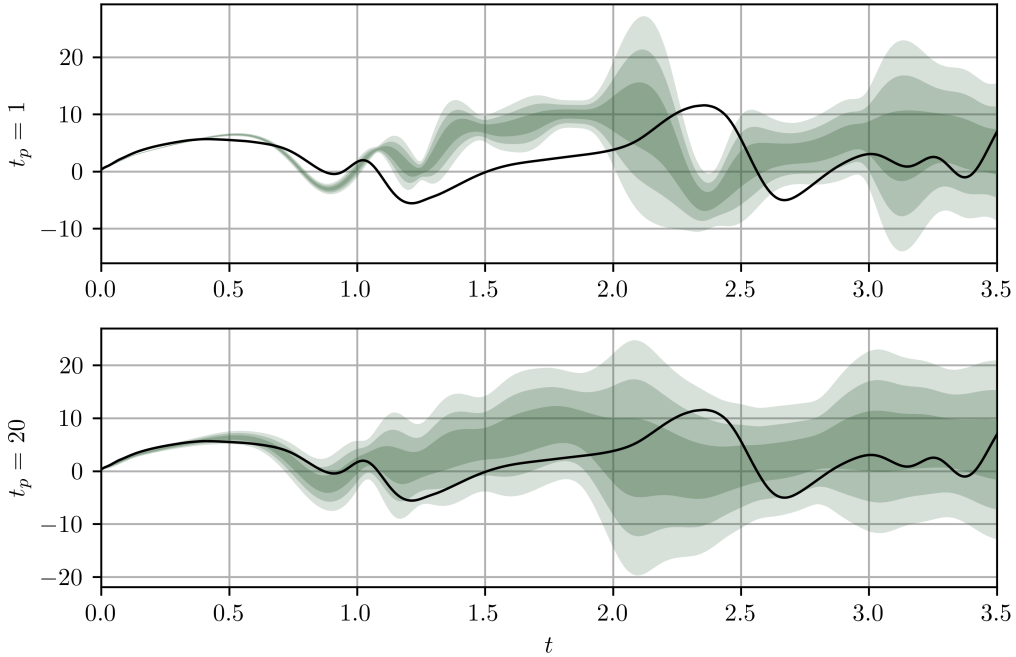


Figure 3: Ensemble forecasts from the nonlocal MDN-parameterised Lorenz '96 model with $t_p = 1$ (upper panel) and $t_p = 20$ (lower panel). The black line indicates the true trajectory of X_1 . Contours show ± 3 ensemble standard deviations about the ensemble mean.

parameterisation. This ordering reflects an intuitive conclusion that parameterisations which rely on fewer simplifying assumptions are quantifiably better.

Tuning t_p is beneficial if and only if the optimal value is greater than one. In most cases we see that this is the case, but in the case of the nonlocal and weakly local MDN parameterisations we see that climate scores are optimised by taking $t_p = 1$. On the other hand the optimal value for the weather score (the energy score) for those same parameterisations is around $t_p = 20$, highlighting that parameterisations can (and perhaps should) be tailored towards the particular needs of the modeller. Moreover, the observed difference in optimal values between weather and climate scores suggests that the performance of parameterisations in weather forecasting is not necessarily indicative of performance in climate modelling. This contradicts the pervasive philosophy of seamless prediction (Palmer et al. 2008), wherein a single model and set of parameterisations is expected to forecast over both weather and climate timescales.

In Figure 3 we show how ensembles simulated with the nonlocal MDN parameterisation are affected by tuning t_p . Ensembles are shown for $t_p = 1$ and for the value that optimises the energy score, $t_p = 20$. With $t_p = 1$ the ensemble is significantly biased and overconfident, so that the true trajectory generated with the full Lorenz '96 system lies well outside the spread of the ensemble. With $t_p = 20$ this behaviour is not seen, and the ensemble appears to represent uncertainty much more plausibly. While this is quantified better by the energy scores reported above, Figure 3 provides a visual indication of the improvement that tuning t_p can bring in the weather paradigm. Plots of this kind are notably absent from the literature – we speculate that this is because stochastic parameterisations relying on several locality assumptions typically fail to correctly represent uncertainty in a way which would be detected easily in such plots.

5 Conclusion

In this work we highlight the impact of locality assumptions on the performance of stochastic parameterisations. We show that, even in simple settings, assuming Markovianity and/or spatial locality can be detrimental to model predictions, in both the weather and climate paradigms. On the other hand we show that the impact of assuming Markovianity can be lessened by careful choice of Markovian parameterisation. In particular, we show that Markovian parameterisations which correctly represent the statistics of one-step transitions are generally suboptimal. We introduce a simple modification which can be made to standard Markovian parameterisations, whereby tuning a single parameter can yield significant improvements in predictive performance. Finally, we observe a divergence between parameterisations which perform best in predicting weather and those which best represent climate, casting doubt on the popular concept of seamless prediction in Earth system modelling.

Acknowledgements

I thank Aretha Teckentrup for her support during the preparation of this article. I also thank James R. Maddison and Jacques Vanneste for helpful feedback on an early version of the manuscript. This work was supported by EPSRC grant number EP/X01259X/1.

References

- Arnold, H., Moroz, I. & Palmer, T. (2013), ‘Stochastic parametrizations and model uncertainty in the Lorenz ’96 system’, *Philosophical Transactions of the Royal Society A* **371**(1991), 20110479.
- Berner, J., Achatz, U., Batte, L., Bengtsson, L., De La Camara, A., Christensen, H. M., Colangeli, M., Coleman, D. R., Crommelin, D., Dolaptchiev, S. I. et al. (2017), ‘Stochastic parameterization: Toward a new view of weather and climate models’, *Bulletin of the American Meteorological Society* **98**(3), 565–588.
- Berner, J., Shutts, G., Leutbecher, M. & Palmer, T. (2009), ‘A spectral stochastic kinetic energy backscatter scheme and its impact on flow-dependent predictability in the ECMWF ensemble prediction system’, *Journal of the Atmospheric Sciences* **66**(3), 603–626.
- Bhourri, M. A. & Gentine, P. (2023), ‘Memory-based parameterization with differentiable solver: Application to Lorenz ’96’, *Chaos: An Interdisciplinary Journal of Nonlinear Science* **33**(7).
- Bishop, C. M. (1994), Mixture density networks, Technical Report NCRG/94/004, Aston University.
- Brajard, J., Carrassi, A., Bocquet, M. & Bertino, L. (2020), ‘Combining data assimilation and machine learning to emulate a dynamical model from sparse and noisy observations: A case study with the Lorenz 96 model’, *Journal of computational science* **44**, 101171.
- Brolly, M. T. (2023), ‘Inferring ocean transport statistics with probabilistic neural networks’, *Journal of Advances in Modeling Earth Systems* **15**(6), e2023MS003718.
- Buizza, R., Milleer, M. & Palmer, T. N. (1999), ‘Stochastic representation of model uncertainties in the ECMWF ensemble prediction system’, *Quarterly Journal of the Royal Meteorological Society* **125**(560), 2887–2908.
- Chorin, A. J. & Lu, F. (2015), ‘Discrete approach to stochastic parametrization and dimension reduction in nonlinear dynamics’, *Proceedings of the National Academy of Sciences* **112**(32), 9804–9809.

- Crommelin, D. & Edeling, W. (2021), ‘Resampling with neural networks for stochastic parameterization in multiscale systems’, *Physica D: Nonlinear Phenomena* **422**, 132894.
- Crommelin, D. & Vanden-Eijnden, E. (2008), ‘Subgrid-scale parameterization with conditional Markov chains’, *Journal of the Atmospheric Sciences* **65**(8), 2661–2675.
- Gagne, D. J., Christensen, H. M., Subramanian, A. C. & Monahan, A. H. (2020), ‘Machine learning for stochastic parameterization: Generative adversarial networks in the Lorenz ’96 model’, *Journal of Advances in Modeling Earth Systems* **12**(3), e2019MS001896.
- Gneiting, T. & Raftery, A. E. (2007), ‘Strictly proper scoring rules, prediction, and estimation’, *Journal of the American Statistical Association* **102**(477), 359–378.
- Gneiting, T., Stanberry, L. I., Grimit, E. P., Held, L. & Johnson, N. A. (2008), ‘Assessing probabilistic forecasts of multivariate quantities, with an application to ensemble predictions of surface winds’, *Test* **17**, 211–235.
- Grooms, I. (2016), ‘A Gaussian-product stochastic Gent–McWilliams parameterization’, *Ocean Modelling* **106**, 27–43.
- Guillaumin, A. P. & Zanna, L. (2021), ‘Stochastic-deep learning parameterization of ocean momentum forcing’, *Journal of Advances in Modeling Earth Systems* **13**(9), e2021MS002534.
- Hu, G. & Franzke, C. L. (2017), ‘Data assimilation in a multi-scale model’, *Mathematics of Climate and Weather Forecasting* **3**(1), 118–139.
- Kwasniok, F. (2012), ‘Data-based stochastic subgrid-scale parametrization: an approach using cluster-weighted modelling’, *Philosophical Transactions of the Royal Society A* **370**(1962), 1061–1086.
- Kwasniok, F. (2014), ‘Enhanced regime predictability in atmospheric low-order models due to stochastic forcing’, *Philosophical Transactions of the Royal Society A* **372**(2018), 20130286.
- Levine, M. & Stuart, A. (2022), ‘A framework for machine learning of model error in dynamical systems’, *Communications of the American Mathematical Society* **2**(07), 283–344.
- Lorenz, E. N. (1963), ‘Deterministic nonperiodic flow’, *Journal of the Atmospheric Sciences* **20**(2), 130–141.
- Lorenz, E. N. (1996), Predictability: A problem partly solved, in ‘Proc. Seminar on predictability’, Reading.
- Lütkepohl, H. (2013), *Introduction to multiple time series analysis*, Springer.
- Palmer, T., Doblas-Reyes, F., Weisheimer, A. & Rodwell, M. (2008), ‘Toward seamless prediction: Calibration of climate change projections using seasonal forecasts’, *Bulletin of the American Meteorological Society* **89**(4), 459–470.
- Palmer, T. N., Buizza, R., Doblas-Reyes, F., Jung, T., Leutbecher, M., Shutts, G. J., Steinheimer, M. & Weisheimer, A. (2009), Stochastic parametrization and model uncertainty, Technical report, ECMWF.
- Parthipan, R., Christensen, H. M., Hosking, J. S. & Wischik, D. J. (2023), ‘Using probabilistic machine learning to better model temporal patterns in parameterizations: a case study with the Lorenz 96 model’, *Geoscientific Model Development* **16**(15), 4501–4519.

- Porta Mana, P. & Zanna, L. (2014), 'Toward a stochastic parameterization of ocean mesoscale eddies', *Ocean Modelling* **79**, 1–20.
- Stanley, Z., Grooms, I. & Kleiber, W. (2021), 'Multivariate localization functions for strongly coupled data assimilation in the bivariate Lorenz 96 system', *Nonlinear Processes in Geophysics* **28**(4), 565–583.
- Toth, Z. & Kalnay, E. (1997), 'Ensemble forecasting at NCEP and the breeding method', *Monthly Weather Review* **125**(12), 3297 – 3319.
- Wilks, D. S. (2005), 'Effects of stochastic parametrizations in the Lorenz '96 system', *Quarterly Journal of the Royal Meteorological Society* **131**(606), 389–407.