

# Self-Propelled Agents and Group Social Force

Peng Wang      Peter Luh

Brownian motion have long been studied on a diversity of fields, not only in physics of statistical mechanics, but also in biological models, finance and economic process, and social systems. In the past twenty years, there has been a growing interest in studying the model in self-propelled feature and interaction force such that the model also fits into study of social phenomenon of many individuals. This article will continue with this research trend and especially investigate the model in paradigms for a quantitative description of social and economic process. We mainly discuss a class of collective decision process of Brownian agent/particles, where the stochastic process does not exist in the fluctuation in the traditional Brownian motion, but in selection among several discrete choices. Their decisions interacts with each other in a given social topology. To simply our discussion the binary decision problem is particularly discussed where each agent only takes an alternative of two choices. Mathematically, we introduce a set of arrays to describe social relationship of agents in a quantitative manner, and the arrays deduce the group social force and opinion dynamics, which are useful to study complex social movement and self-organization phenomena including discrete-choice activities, social groups and de-individualization effect. Such agent-based simulation symbolizes a variety of collective activities in human society, especially in the field of economics and social science.

## I. RESEARCH BACKGROUND AND LITERATURE REVIEW

In the past twenty years, there has been growing trend in applications of physical paradigms for a quantitative description of social and economic processes, and a broad range of dynamical methods originally developed in a physical context have been applied to socioeconomic phenomena. Probably, one of the most well-known models in this kind that has been successfully applied in finance and social-economic process is the motion of Brownian particles, which was first discovered by British botanist, Robert Brown in 1827. Such motion was mathematically described by Langevin Equation for non-equilibrium thermal process as below.

$$m_i \frac{d \mathbf{v}_i(t)}{dt} = \mathbf{F}^0(t) - \gamma \mathbf{v}_i(t) + \boldsymbol{\xi}_i \quad (1)$$

In statistical physics the stochastic effect is mainly discussed in the fluctuation term, which is commonly assumed to be a stochastic force with strength  $D$  and  $\delta$ -correlated time dependence. In the case of thermal equilibrium systems we may assume that the fluctuation-dissipation theorem (Einstein relation) is applied:  $D = \gamma_0 k_B T / m_i$ , where  $T$  is the temperature and  $k_B$  is the Boltzmann constant and  $\gamma_0 = 1/(\tau_i m_i)$ . Traditionally in a physics sense, the Langevin equation is useful to describe collective motion of non-living particles. When the equation is applied to modeling social movement of many living bodies,

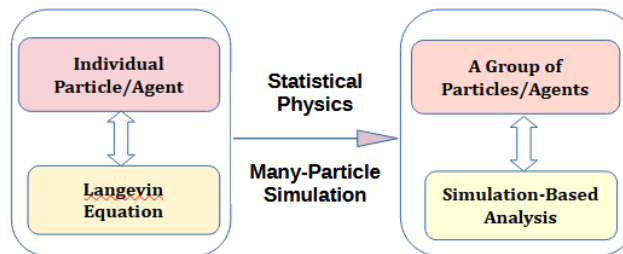
---

Peng Wang previously studied in the Department of Electrical and Computer Engineering, University of Connecticut, Storrs, USA,

fluctuation force is not that important, and it is necessary to introduce new concepts. Consequently, in the past twenty years, there has been a growing interest in advancing the model in self-propelled feature and interaction force such that the model also fits into study of social phenomena of many individuals.

One branch refers to active Brownian particles, where particles that can store energy in an internal depot and use this energy to move actively and intentionally (Schweitzer et al., 1998; Ebeling and Schweitzer, 2001). The model is mainly used to describe biological unit with metabolism. The other major branch is using social force or social field to describe interaction of many particles. Traditionally in statistical physics, the interactive forces are often omitted such as ideal gas, and researchers are more interested in the fluctuation force which represents the stochastic thermal effect. However, in the complex relations of socioeconomic systems interaction force cannot be ignored, and it is favorable to have a system where the fluctuations due to unknown factors are not remarkably large compared to the systematic, deterministic part of interaction force. Such deterministic interaction is named by social force in Helbing, Farkas, and Vicsek, 2000, and validation of such social interaction involves comparing the simulation of the model with associated observations drawn from real-world video-based analysis (Johansson et al., 2009).

Furthermore, in social-economic process the stochastic effect does exist, but it seems not proper to ascribe such stochastic effect to “thermal mechanics” and fluctuations? Rather, randomness in social behavior is largely due to selection among several deterministic known choices based on probability distributions. For example, a group of people are discussing whether the stock price will go arise or down, or voting for two candidates in a presidential election. The opinion of each agent is described as the selection probability of two choices, and probability distribution evolves as individual agents interact in social context. Due to limited information available for each agent and bounded rationality it is well assumed that agents’ choice follow certain probability distribution. To describe such uncertainty in social behavior, we highlight the external force field to symbolize several discrete choices for agents and each agent selects an alternative with given probability distribution.



**Figure 1. From Particle Dynamics to Crowd Simulation**  
**The Framework of Many-particle Simulation in Helbing, Farkas, and Vicsek, 2000**

In this article we will review and renew the above key concept of external field, and discuss prototypes of driving force and social force and in social-economic process. Our study refers to statistical physics, opinion dynamics control theory, traffic models as well as social and psychological principles. The rest of the paper is organized as below. Section 2 renews the definition of driving force to describe self-propelled agents, and opinion dynamics in social networks are introduced in Section 3. In Section 4 we will mainly present the group social force which is useful to combine individuals into groups. The concept of social groups is next established with a novel array-based structure in Section 5. In particular a class of two-state choice problem is especially discussed throughout the paper, in both theoretical and numerical approaches, and this problem is comparable to the classic binary system in statistical physics. A more complex opinion-behavior model with de-individualization effect is proposed in Section 6, and the conclusion remarks are presented in Section 7.

## II. SELF-PROPELLED AGENTS

In self-propelled multi-agent systems, the driving force is not of external origin (exerted from out-side), but inherently associated with each single agent and self-produced. This may require each agent to have some kind of internal energy reservoir (Schweitzer et al., 1998b; Ebeling et al., 1999). Self-propelled agents are a paradigm for many active or living systems, where they are a simplified and abstract representation of the most important dynamic behavior of cells, animals, or humans.

### (1) Driving Force:

In order to describe self-propelled agents, sometimes Equation (1) is rewritten, where the external driving force  $F^0(t)$  is replaced by an individual driving force  $k_i v_i^0(t)$ , and this expression implies that the agent is guided by a field which is inherently self-produced, but not generated from any external source.

$$m_i \frac{d\mathbf{v}_i(t)}{dt} = -k_i \mathbf{v}_i(t) + k_i \mathbf{v}_i^0(t) + \xi_i \quad (2)$$

In statistical physics  $\mathbf{v}_i^0(t)$  is traditionally considered to be a conservative potential field, and it only depends on the position of the particles in the field. However, in this article the things will become a little more complicated. First of all, each agent is guided by  $\mathbf{v}_i^0(t)$  at individual level, and they do not need to follow a common field even if they are physically close to each other. In a sense, we assume that each agent has capability of memorizing a guiding field  $\mathbf{v}_i^0(t)$  in one's opinion, and such opinion is actively selected in consistency of "self-driven" or "self-propelled" characteristics of agents. In other words, the field is the produced by agent's selection among several candidate choices, and thus it reflects opinion of agents. When two agents interact with opinion exchange, for example, agent  $i$  interact with agent  $j$ , their guiding fields also interact, and  $\mathbf{v}_i^0(t)$  and  $\mathbf{v}_j^0(t)$  may or may not converge toward a common value. In Figure 2 we illustrate a binary choice problem, which are represented by two different guiding fields, and agents select one field to move toward a destination location.

In a mathematical sense  $\mathbf{v}_i^0$  is rewritten as  $\mathbf{v}_i^0(t) = v_i^0(t)\mathbf{e}_i^0(t)$  in a general form, where  $v_i^0(t)$  is the desired moving speed and  $\mathbf{e}_i^0(t)$  is the desired moving direction. In a similar manner, we also have  $\mathbf{v}_i(t) = v_i(t)\mathbf{e}_i(t)$  where  $v_i(t)$  and  $\mathbf{e}_i(t)$  represent the physical moving speed and direction, respectively. In brief  $\mathbf{v}_i^0(t)$  and  $\mathbf{v}_i(t)$  are vectors with directions and magnitudes. In social dynamics of many-particle systems, we usually consider the magnitude and direction of  $\mathbf{v}_i^0(t)$  separately as shown in Figure 2. Learning from Viscek model (Viscek, 1995), we are often more interested in the direction  $\mathbf{e}_i^0(t)$ , and it is first calculated from a conservative field, and then further adjusted by opinion dynamics.

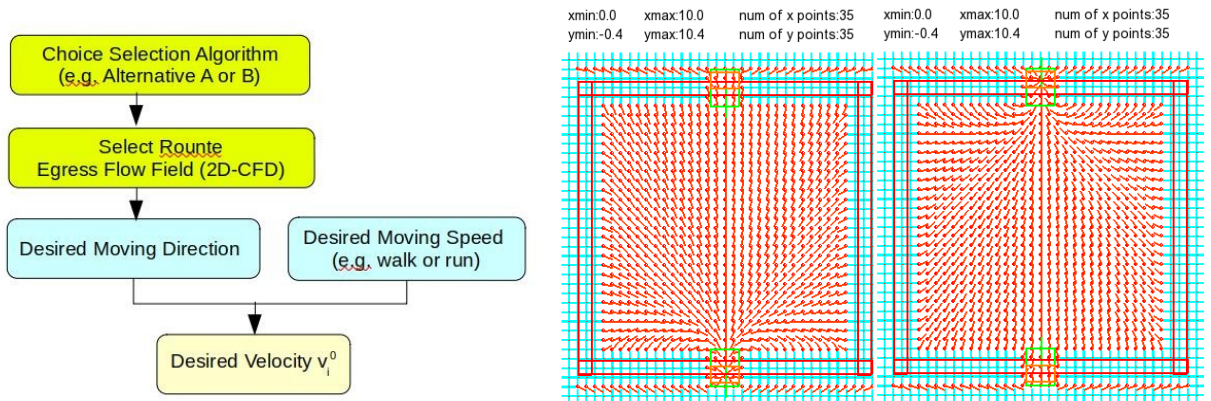


Figure 2. Two Choices and Guiding Fields for Agents

In practical computing the direction  $\mathbf{e}_i(t)$  is calculated by a 2D velocity field that guides each individual to the destination selected (e.g., an exit). In brief each candidate destination is considered as a sink point in a conservative potential field, and 2D Poisson Equation is formulated to calculate the route as the crowd flow move to the sink (Korhonen, 2017; Korhonen et. al., 2008). The detailed discussion of the flow solver is not included in this article, but we emphasize that this method is more suitable to describe human behavior on the background of social science and psychological theory, and the resulting  $\mathbf{e}_i(t)$  field represents a kind of cognitive map or social field referring to people's mind (Lewin, 1951), and this is particularly useful to differentiate living bodies with conscious mind from non-living things like robots.

Now it is natural to aggregate  $k_i \mathbf{v}_i^0(t) - k_i \mathbf{v}_i(t)$  together as a linear form of driving force. Especially, in the social force model, the self-driving force is formulated by Equation (3).

$$\mathbf{f}_i^{drv} = \frac{m_i}{\tau_i} (\mathbf{v}_i^0(t) - \mathbf{v}_i(t)) \quad (3)$$

By using the linear form of driving force, the actual velocity  $\mathbf{v}_i(t)$  converges toward desired velocity  $\mathbf{v}_i^0(t)$  in exponential rate, and the characteristic time is indicated by  $\tau_i$ . In other words, given a relaxation time of  $\tau_i$ , the driving term  $\mathbf{v}_i^0(t)/\tau_i$  and friction term  $-\mathbf{v}_i(t)/\tau_i$  together lead to an exponential in-time adaptation of the velocity  $\mathbf{v}_i(t)$  to the desired speed and the desired direction of motion (Helbing, 2001; Helbing, Farkas, Molnar, Vicsek, 2002). However, this convergence process may be disturbed by fluctuations  $\xi_i(t)$ . A major advantage of using Equation (3) is that we can differ so-called opinion and behavior for each agent. In specific  $\mathbf{v}_i^0(t)$  is the target velocity existing in one's subjective opinion while  $\mathbf{v}_i(t)$  is the physical velocity being achieved in the reality. Thus,  $\mathbf{v}_i^0 - \mathbf{v}_i$  implies the difference between the subjective will and realistic situation, and it forms the driving force  $\mathbf{f}_i^{drv}$  in a linear feedback manner.

Furthermore, the driving force  $\mathbf{f}_i^{drv}$  in Equation (1) could be further generalized by  $\mathbf{f}_i^{drv} = \mathbf{F}^{drv}(\mathbf{v}_i^0 - \mathbf{v}_i)$ , where  $\mathbf{F}^{drv}(\cdot)$  is generally a monotonically increasing function. This force describes an individual tries to move with a desired velocity  $\mathbf{v}_i^0(t)$  and expects to adapt the actual velocity  $\mathbf{v}_i(t)$  to the desired velocity  $\mathbf{v}_i^0(t)$ . Conceptually, the desired velocity  $\mathbf{v}_i^0(t)$  is the target velocity existing in one's mind while the actual velocity  $\mathbf{v}_i(t)$  characterizes the physical speed and direction being achieved in the reality. The gap of  $\mathbf{v}_i^0(t)$  and  $\mathbf{v}_i(t)$  implies the difference between the human subjective wish and realistic situation, and it is scaled by a time parameter  $\tau_i$  to generate the driving force. This force motivates one to either accelerate or decelerate, making the realistic velocity  $\mathbf{v}_i(t)$  approaching towards the desired velocity  $\mathbf{v}_i^0(t)$ . If  $\mathbf{v}_i^0(t)$  is changing in the time line,  $\mathbf{v}_i(t)$  will track  $\mathbf{v}_i^0(t)$  with a time delay. Based on control theory if we have  $\mathbf{v}_i^{gap}(t) = \mathbf{v}_i^0(t) - \mathbf{v}_i(t)$  as an elementary term, it is feasible to also add its differential and integral term to Equation (3), and this is similar to construct a PID controller as below.

$$\mathbf{f}_i^{drv} = k_1 \int \mathbf{v}_i^{gap} dt + k_2 \mathbf{v}_i^{gap} + k_3 \frac{d \mathbf{v}_i^{gap}}{dt} = k_1 \int (\mathbf{v}_i^0(t) - \mathbf{v}_i(t)) dt + k_2 (\mathbf{v}_i^0(t) - \mathbf{v}_i(t)) + k_3 \frac{d(\mathbf{v}_i^0(t) - \mathbf{v}_i(t))}{dt} \quad (4)$$

The above equation exemplifies a general form of Equation (2), where  $k_1$  and  $k_3$  are both zero, and  $k_2 = m_i/\tau_i$ . Similar to desired velocity  $\mathbf{v}_i^0$ , the desired distance  $d_{ij}^0$  is the target distance in one's mind, specifying the distance that one expects to adapt oneself with others. The physical distance  $d_{ij}$  is the distance achieved in the reality. The gap of  $d_{ij}^0$  and  $d_{ij}$  implies the difference between the subjective wish in one's mind and objective feature in the reality.

### III. ON DECISION PROCESS OF MANY AGENTS

From this section on we will discuss how to determine the self-produced field  $\mathbf{v}_i^0 = v_i^0(t) \mathbf{e}_i^0(t)$  based on selection among several alternatives. As mentioned before we are more interested in direction  $\mathbf{e}_i^0(t)$  such that magnitude  $|v_i^0|$  is simply assumed to be constant in the following discussion (Vicsek, 1995). A representative case is the binary choice problem as illustrated in Figure 2, where each individual selects one of two alternatives of self-produced field  $\mathbf{v}_i^0(t)$ . Suppose each individual agent is assigned with probability  $[p1, p2]$  to select either choice 1 or 2. Taking choice 1 indicates that agent moves upwards while choice 2 means that the agent moves downwards. The prior probability distribution  $[p1, p2]$  is given as the past selection frequency of two choices, and it can be given as  $[0.5, 0.5]$  if there is no bias preset in agents' opinion model. Such frequency-based initialization is supported by law of large numbers in probability theory. In the simulation process the prior probability distribution will be updated when agents interact socially with each other. This process refers to how an individual aggregates the new information acquired from other agents into his or her own opinion dynamics. As a result, the probability measurement of  $[p1, p2]$  is updated timely and it forms a

stochastic process to describe the preference of agents in selection of two alternatives. In the following discussion we will mainly use the term of probability because it may be easier for readers to understand the idea of mathematical model. In a general sense of measure theory, it is a normalized real number that represents an agent's preference weight on each alternative in the choice set. The preference weight is equivalent to probability measurement because the more the agent prefers an option, the more likely he or she will choose it.

As a result, each individual agent is assumed to make a decision of selecting among several discrete alternatives, and decision is computed based on the continuous probability distribution, which critically reflects each individual's preference on the alternatives. This decision making process resembles a variety of phenomena in social-economics systems, such as voting in presidential election or choosing a car model in consumer market. Thus, the opinion of agents exist in the probability distribution and their decision and actions are computed from the random number generated from the distribution. The general idea is illustrated in Figure 3, where the continuous opinions (i.e., probability distribution) generate discrete decisions (i.e., random number), and further motivate agents' continuous movement in 2-dimensional space. Now the first study topic refers to calculation of the continuous probability measurement, which refers to evolution of agent's opinion in timeline.

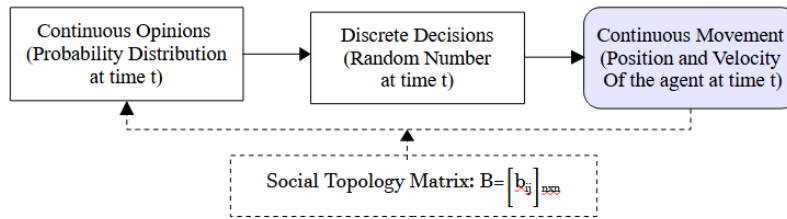


Figure 3. Decision making process of selecting among discrete alternatives

### (1) Opinion Dynamics :

Consider a group of agents among whom some process of opinion formation takes place. In general, an agent will neither completely follow nor strictly disregard the opinion of any other agent, but will agree the opinions of others to a certain extent in forming his or her own opinion. We may partly interpret this milling process of many individuals as a kind of herding instinct in forming social groups, and it is a rooted nature in many species of social animals, helping individuals to gain a sense of safety, not only for human crowd, but also for herds, flocks and schools. In this section we will formulate opinion dynamics in collective behavior and integrate such social opinion model in the above framework of self-propelled agents.

Let  $n$  be the number of agents under consideration, and the milling process of their opinions is mathematically described by different weights that any of the agents puts on the opinions of all the other agents. These weights are summarized compactly into a matrix  $C=[c_{ij}]_{n \times n}$  with  $n$  rows and  $n$  columns. The matrix thoroughly characterizes to what extent an agent will take the opinions of others in forming his or her own opinion. As mentioned before the opinion of an agent is expressed by a set of real numbers that represent probability distribution. Let  $Prob_{iq}(t)$  denote the probability that individual agent  $i$  takes choice  $q$  at time  $t$ , and the iterative opinion dynamics for agents  $i$  is given by a linear combination of opinions of other agents.

$$Prob_{iq}(t+1) = \sum_j c_{ij} \cdot Prob_{jq}(t) \quad \text{with } \sum_j c_{ij} = 1. \quad (5)$$

If opinions of  $n$  agents are vertically stacked into a column vector as  $OPIN_q(t)=[Prob_{1q}(t), Prob_{2q}(t), \dots, Prob_{nq}(t)]^T$ , and Equation (5) for  $n$ -agent opinions is compactly written as  $OPIN_q(t+1)=P \cdot OPIN_q(t)$ . Furthermore, if we horizontally stack  $OPIN_q(t)$  for different choices into a row vector by  $OPIN(t) = (OPIN_1(t), OPIN_2(t), \dots, OPIN_Q(t))$ , and the above linear opinion dynamics is summarized by  $OPIN(t+1)=P \cdot OPIN(t)$ . Suppose there are  $Q$  alternatives in the choice set,  $OPIN(t)$  becomes a sort of "higher dimensional" opinions, which is  $n \times Q$  dimensional matrix. The  $i$ -th row of  $OPIN(t)$  is the complete probability distribution for agent  $i$  to select among  $Q$  different choices.

Now the core of our discussion exists in matrix  $C=[c_{ij}]_{n \times n}$ , where  $c_{ij} \geq 0$  is the social weight that agent  $i$  gives to agent  $j$ . In specific  $\sum_j c_{ij}=1$  means that  $C=[c_{ij}]_{n \times n}$  is a stochastic matrix, i.e., a non-negative matrix with all its rows summing up to 1. The existing theory in linear algebra suggests that opinion  $OPIN(t)$  converges if matrix  $C$  satisfies certain conditions. For example, consensus of all  $n$  agents requires that  $C=[c_{ij}]_{n \times n}$  is primitive. For the classical case of constant weights and enough

confidence among agents a typical phenomenon is consensus (French 1956, DeGroot 1974, Lehrer 1975). A more complicated case is for time-variant  $C(t)=[c_{ij}(t)]_{n \times n}$ , where  $c_{ij} \geq 0$  is dynamically changing as time proceeds. This situation implies that the connectivity of the graph is updated as agents move and interact, and the social topology among agents thus become time-variant.

If we interpret the matrix  $C=[c_{ij}]_{n \times n}$  by graph theory such that  $c_{ij} > 0$  represents an arc directed from agent  $j$  to agent  $i$ , then matrix  $C=[c_{ij}]_{n \times n}$  actually specifies a directed graph that describe the social topology of  $n$  agents. Take Figure 4 for example and we have three agents and their social connection is illustrated by a directed graph. The directed arc from individual 1 to 2 means that individual 2's opinion is impacted by individual 1 with a given social weight of 0.9. The self-loop in the graph is also indexed by a social weight, describing how an agent will keep his own opinion in the iterative process of opinion dynamics, and it is equal to one minus the sum of all the weights on the input arc towards the agent. The weight on the self-loop corresponds to the diagonal element in  $c_{ii}$  in matrix  $C$ , and in this article we will assume that these weights could be given very small, but cannot be zero, namely  $c_{ii} > 0$ , meaning that an agent must hold part of his own opinion when interacting with others and forming new opinion in next time step.

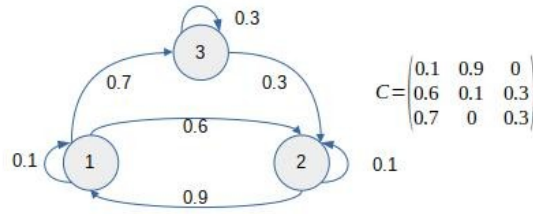


Figure 4. Social Topology of Individuals

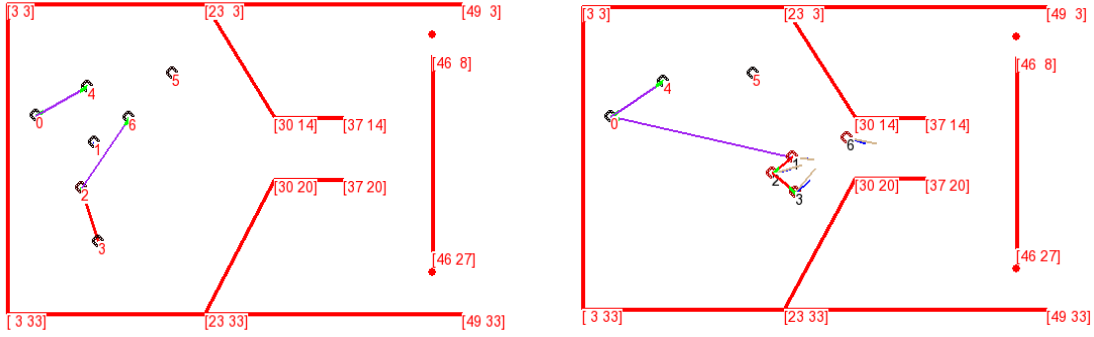
Intuitively, one may expect that the iterative process of averaging opinions will bring newly formed opinions closer to each other until they reach a consensus. In the following discussion we will explain that the dynamics of opinion formation can be much more complex than one would intuitively expect. A major reason is that the weights put on the opinions of others is time-variant, critically depending on the  $n$ -agent states. Moreover,  $C=[c_{ij}]_{n \times n}$  cannot be formalized as an explicit function of time  $t$ , but an explicit function of  $n$ -agent states. The opinion dynamics of  $n$ -agents thus becomes nonlinear in principle. To simplify the following discussion, it is necessary to first extract the time-invariant component from  $C=[c_{ij}]_{n \times n}$ , and it basically represents the stable social relationship of  $n$ -agents as denoted by  $s_{j \rightarrow i}$ . The parameter  $c_{ij}$  is thus rewritten by

$$c_{ij} = \frac{b_{j \rightarrow i} s_{j \rightarrow i}}{\sum_k b_{k \rightarrow i} s_{k \rightarrow i}} \quad b_{j \rightarrow i} = 1 \text{ if individual } i \text{ has access to acquire individual } j \text{'s opinion} \quad (6)$$

In Equation (6)  $b_{j \rightarrow i}$  is a kind of Boolean variables, timely updated based on the agents' state such as locations and behaviors, describing if agent  $i$  is socially connected from agent  $j$  in the topology (e.g., observing agent  $j$ 's choice or talking to agent  $j$  to exchange opinions). In contrast  $s_{j \rightarrow i}$  is a quantitative measure of social relationship, and it is a real number to indicate to what extent agent  $i$ 's opinion is possibly impacted by agent  $j$ . It is not required to normalize  $s_{j \rightarrow i} \geq 0$  in order to use Equation (6) in this article, implying that agents are milling with each other to form opinions, but not antagonistic to each other ( $s_{j \rightarrow i} < 0$ ). To be consistent with our previous discussion, we strictly let  $s_{i \rightarrow i} > 0$ , meaning that an agent must keep his own opinion to some extent, but will not completely follow others' opinion. To make the things not too complicated  $s_{j \rightarrow i}$  are assumed to be constant in this article, meaning that the social relationship of  $n$  agents is time-invariant. As a result, the dynamics of parameter  $p_{ij}$  entirely depends on parameter  $b_{j \rightarrow i}$ .

Now an interesting issue is about how  $b_{j \rightarrow i}$  is dynamically changing based on agent states. According to Vicsek flocking model a widely-accepted example is that  $b_{j \rightarrow i} = 1$  and  $b_{i \rightarrow j} = 1$  when the physical distance  $d_{ij}$  is less than  $R_i$ , namely,  $d_{ij} < R_i$ . This is a reasonable and relatively straightforward assumption that group members exchange opinions when they are sufficiently close to each other. Based on existing model in opinion dynamics, there are several models which are applicable to improve this assumption. For example, an existing theory suggests that interactions bring opinion closer to each other if they are already close sufficiently, and thus an agent tends to selectively follow those with similar opinions, and this algorithm could generate several small groups rather than one large group of consensus. Such a nonlinear opinion dynamics is based on a kind of "attractive force" between similar opinions. In the following discussion we will especially formalize the attraction effect by force-based interaction. In particular we highlight the social relationship among agents such that agents in close relationship are attracted and clustered in physical positions, increasing the probability of satisfying the criterion  $d_{ij} < R_i$  for them.

In our simulation platform socialArray and crowdEgress (Wang et. al., 2020), there are several lists attached to each agent, including seeing list and attention list, which describe whether an agent is within the visual field of another or whether an agent pays selective attention to another. The seeing list and attention list are mainly used to update the value of  $b_{j \rightarrow i}$ . In the following discussion we assume that  $s_{j \rightarrow i}$  is constant which does not change through the simulation process.



**Figure 5. Time-Varying Social Topology of Individuals: The Social Topology is derived from Matrix  $C=[c_{ij}]_{n \times n}$  which is a quantitative measurement of social connection among individuals.**

#### IV. GROUP SOCIAL FORCE

Most of the existing opinion dynamics models including bounded confidence model (Krause 2000; Deffuant et al. 2000; Hegselmann and Krause 2002), relative agreement model (Deffuant et al. 2002; Amblard and Deffuant 2004) are based on a sort of "cohesive force" between similar opinions. In the following discussion we will model such cohesion effect by using a force-based method, and the group social force is essentially introduced to combine agents into social groups. However, in our modeling method the cohesive force is not formulated based on similar opinions of agents, but the social relationship among them.

Next, we will introduce the interactive force among individual agents, i.e.,  $\mathbf{f}_{ij} = \mathbf{f}_{ij}^{soc} + \mathbf{f}_{ij}^{phy}$ . In general the interaction force among agents consists of the social-force  $\mathbf{f}_{ij}^{soc}$  and physical interaction  $\mathbf{f}_{ij}^{phy}$ . The physical interaction  $\mathbf{f}_{ij}^{phy}$  describes the physical interaction when agents have body contact directly, and is often considered to be an elastic force that counteracts body compression and thus is a repulsive force. In Helbing, Farkas and Vicsek, 2000 the physical interaction also includes a sliding friction force that impedes relative tangential motion of agents (Helbing et.al., 2000). Usually physical interaction plays an important role when crowd density exceeds a threshold, and it is a short-range interaction that prevent individuals from collision. In this article we will not further discuss physical interaction, and our focus of study is the social force, which combine individuals into certain social groups. An important issue is that the social force should include attractions to describe people's tendency to keep together and form social groups in motion. One typical instance of such cohesive force for is learning from molecular dynamics, such as Lennard-Jones potential

The social-force  $\mathbf{f}_{ij}^{soc}$  characterizes the social-psychological tendency of agents to keep proper distance with each other in collective motion, and it is generally denoted by  $\mathbf{f}_{ij}^{soc} = \mathbf{F}^{soc}(d_{ij}^0 - d_{ij})$ . A widely-used form of the interactive social force is presented in Wang and Wang, 2021 by renewing the basic concept in Helbing et. al., 2000, and the force is given in exponential form as shown in Equation (7), where  $r_{ij} = r_i + r_j$  in traditional social force is replaced by the desired interpersonal distance  $d_{ij}^0$  and thus the new force may become effective also in long-range interaction, which depends on the value of  $d_{ij}^0$ .

$$\mathbf{f}_{ij}^{soc} = A_i \exp\left[\frac{(d_{ij}^0 - d_{ij})}{B_i}\right] \mathbf{n}_{ij} \quad \text{or} \quad \mathbf{f}_{ij}^{soc} = \left(\lambda_i + (1 - \lambda_i) \frac{1 + \cos \varphi_{ij}}{2}\right) A_i \exp\left[\frac{(d_{ij}^0 - d_{ij})}{B_i}\right] \mathbf{n}_{ij} \quad (7)$$

Here  $A_i$  and  $B_i$  are positive constants, which affect the strength and effective range about how two pedestrians are repulsive to each other. The distance of pedestrians  $i$  and  $j$  is denoted by  $d_{ij}$ , and  $\mathbf{n}_{ij}$  is the normalized vector directing from individual  $j$  to  $i$ . The geometric features of two pedestrians are illustrated in Figure 3. When the model is used to describe collective motion of living bodies such as human pedestrian or bird flocking, an anisotropic formula of the social force is usually applied where Equation (7) is scaled by a function of  $\lambda_i$ . The angle  $\varphi_{ij}$  is the angle between the direction of the motion of pedestrian  $i$  and the direction to pedestrian  $j$ , which is exerting the repulsive force on pedestrian  $i$ . If  $\lambda_i = 1$ , the social force is

symmetric and  $0 < \lambda_i < 1$  implies that the force is larger in front of a pedestrian than behind. This anisotropic formula assumes that pedestrians move forward, not backward, and thus we can differ the front side from the backside of pedestrians based on their movement. Other anisotropic formula can also be applied in pedestrian motion (Chraibi et. al., 2011), and they are effective in a similar way that the force is larger in front of a pedestrian than behind.

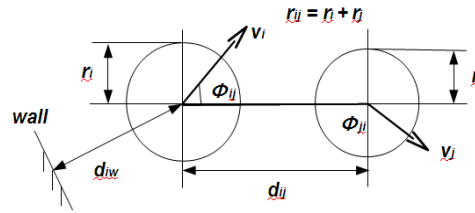


Figure 6. A Schematic View of Two Pedestrians (See Equation 7 and 8)

In this article a new mathematical formula of group social force is presented by extending Helbing’s exponential form. The group social force is used to combine individuals in certain circumstances, and it describes attraction and repulsion within the same social context: repulsion makes people to keep proper distance while attraction makes them cohesive and form groups. The resulting interaction force is either repulsive or attractive, and it contributes to characterize the self-organized group dynamics in crowd behavior. The group social force is defined as below.

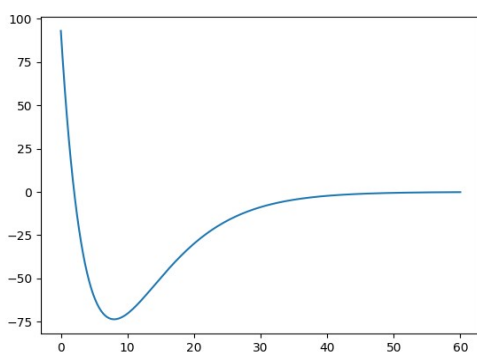
$$f_{ij}^{soc} = \frac{A_{ij}}{B_{ij}} (d_{ij}^0 - d_{ij}) \exp \left[ \frac{(d_{ij}^0 - d_{ij})}{B_{ij}} \right] \mathbf{n}_{ij} \quad \text{or} \quad f_{ij}^{soc} = \left( \lambda_i + (1 - \lambda_i) \frac{1 + \cos \phi_{ij}}{2} \right) \frac{A_{ij}}{B_{ij}} (d_{ij}^0 - d_{ij}) \exp \left[ \frac{(d_{ij}^0 - d_{ij})}{B_{ij}} \right] \mathbf{n}_{ij} \quad (8)$$

Here  $A_i$  and  $B_i$  are parameters as introduced before, and  $\mathbf{n}_{ij}$  is the normalized vector which points from individual  $j$  to  $i$ . The group social force also functions in a feedback manner to make the realistic distance  $d_{ij}$  approaching towards the desired distance  $d_{ij}^0$ . A difference is that  $\mathbf{v}_i^0$  and  $\mathbf{v}_i$  are vectors while  $d_{ij}^0$  and  $d_{ij}$  are scalars.

The mathematical characteristics of Equation (8) is discussed as below.

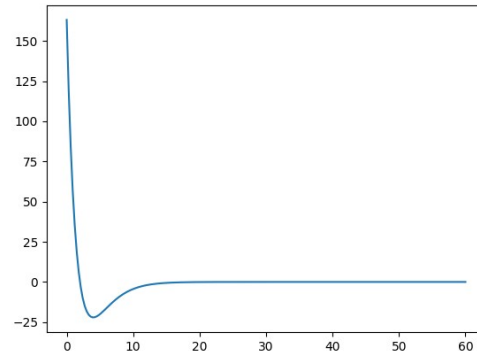
When  $d_{ij}$  is sufficiently large, the group social force tends to be zero so that individual  $i$  and  $j$  have almost no interaction. This trend is the same as the traditional social force as given by Equation (7). If  $d_{ij}$  is comparable to  $d_{ij}^0$ , interaction of individual  $i$  and  $j$  comes into existence. If  $d_{ij} < d_{ij}^0$ , the group social force is attraction whereas it is repulsion if  $d_{ij} > d_{ij}^0$ . The attraction reaches the extreme value when  $d_{ij} = d_{ij}^0 + B_{ij}$ , and the extreme value is  $f_{ij}^{soc} = -A_{ij} \exp(-1)$ . The desired distance  $d_{ij}^0$  makes the curve move horizontally with a certain interval, and it is the equilibrium position when an individual interacts with another one in pair. The curve shape is affected by parameter  $A_{ij}$  and  $B_{ij}$ .  $A_{ij}$  is a linear scaling factor which affects the strength of the force whereas  $B_{ij}$  determines the effective range of the interaction.

Two plots of Equation (8) are illustrated as below: Figure 7(a) shows that individual  $i$  is attracted by individual  $j$  when they are sufficiently close, and this suggests that individual  $i$  and  $j$  are probably familiar with each other. Figure 7(b) does not show such relationship because their interaction range and magnitude both reduce remarkably.



$d_{ij}^0 = 2.0m$   $A_{ij} = 200 N$   $B_{ij} = 6.0 m$

(a) Familiarity



$d_{ij}^0 = 2.0m$   $A_{ij} = 60 N$   $B_{ij} = 2.0 m$

(b) Stranger



**Figure 7. Group social force from individual  $j$  to individual  $i$  (non-anisotropic formula): (a) To characterize two individuals who know each other, the force includes a negative segment representing attraction as well as a positive segment representing repulsion; (b) When two individuals are strangers, attraction significantly decreases in both strength and the effective range.**

In Figure 7 the negative segment represents attraction (See Equation 8), and it represents a kind of social cohesion which facilitates to form groups selectively with other individuals. In contrast the positive segment denotes repulsion and it functions like the traditional social force. In specific, the desired distance  $d_{ij}^0$  in the group social force is commonly larger than  $r_{ij}$  in the traditional formula of social force. As mentioned before, the traditional social force is usually considered as short-range interaction, and it plays a role of collision avoidance because it is calculated by using the physical size of individual agents (i.e.,  $r_{ij}=r_i+r_j$ ). In other words, the traditional social force is effective only when people are very close to each other, and it is useful for high-density crowd. For example, many individuals try to pass through a narrow doorway and they become close to each other at the doorway, and traditional social force is mainly applied in this scenario. As for the new formula of group social force, it is relatively a long-range interaction where the desired distance  $d_{ij}^0$  is commonly larger than  $r_{ij}$ , and parameter  $B_{ij}$  of group social force is often larger than  $B_i$  in the traditional formula. In our numerical testing, it is found that  $B_{ij}$  is usually in the range of  $10^1 \sim 10^{-1}$  while  $A_{ij}$  is commonly in the range of  $10^2 \sim 10^0$ . This issue will be further discussed in detail in numerical testing results.

Similar to the driving force and desired velocity  $\mathbf{v}_i^0$  as given by Equation (2), the desired distance  $d_{ij}^0$  is the target distance in one's mind, specifying the distance that one expects to adapt oneself with others. The physical distance  $d_{ij}$  is the distance achieved in the reality. The gap of  $d_{ij}^0$  and  $d_{ij}$  implies the difference between the subjective wish in one's mind and objective feature in the reality. Furthermore, if we have  $d_{ij}^{gap}(t) = d_{ij}^0(t) - d_{ij}(t)$  as an elementary term, it is feasible to integrate the differential and integral of this elementary term into the force, and the force is generalized as below, and this is similar to constructing a PID controller that guide one's behavior toward the target in opinion. The anisotropic formula is not explicitly included in Equation (9), but it could be counted in practical computing process.

$$\mathbf{f}_{ij}^{soc} = \mathbf{n}_{ij} \left( k_1 \int d_{ij}^{gap} dt + k_2 d_{ij}^{gap} + k_3 \frac{d d_{ij}^{gap}}{dt} \right) = \mathbf{n}_{ij} \left( k_1 \int (d_{ij}^0(t) - d_{ij}(t)) dt + k_2 (d_{ij}^0(t) - d_{ij}(t)) + k_3 \frac{d(d_{ij}^0(t) - d_{ij}(t))}{dt} \right) \quad (9)$$

Here we highlight the differential term because it helps to offset the possible oscillation phenomenon caused by the group social force. From the perspective of control theory, the differential term is a widely-used method to offset oscillation, and it corresponds to the relative velocity  $\mathbf{v}_{ji} = \mathbf{v}_j - \mathbf{v}_i$ , namely the relative velocity of moving individual  $j$  towards individual  $i$ . In the following equation if we assume that individual  $i$  and  $j$  are located at  $\mathbf{r}_i$  and  $\mathbf{r}_j$ , and it yields  $d_{ij} = |\mathbf{r}_i - \mathbf{r}_j|$ . Here the anisotropic term is omitted and  $d_{ij}^0$  is assumed to be constant or it changes relatively much slower than  $d_{ij}$ , and thus its effect is also omitted. As a result, the third term in the right side of Equation (9) approximates a force component of  $\mathbf{v}_{ji}$ .

$$\frac{d(\mathbf{r}_j - \mathbf{r}_i)}{dt} = \mathbf{v}_{ji} = \mathbf{v}_j - \mathbf{v}_i = -\mathbf{n}_{ij} \frac{d d_{ij}}{dt} \approx -\mathbf{n}_{ij} \frac{d(d_{ij}^0 - d_{ij})}{dt} \mathbf{n}_{ij} \quad (10)$$

This term is a best estimate of the future trend of the gap  $d_{ij}^{gap}(t)$  based on its current rate of change. It is sometimes called "anticipatory control," which helps reduce oscillation or avoid collision in agent movement. This derivative term has been widely mentioned in several other pedestrian models such as the magnetic force model (Okazaki and Matsushita, 1993), generalized centrifugal force model (Chraïbi et al., 2011) and many others. Thus, by tuning a force component which is a function of relative velocity  $\mathbf{v}_{ji}$ , the oscillation and collision phenomenon will be significantly mitigated. This effect has been studied in one-dimension analysis (Kretz, 2015).

## V. SOCIAL GROUPS AND SELF-REPULSION

People create group-level behavior beyond the ken of any single person, and in the past 20 years there has been growing realization in social science that such group-level organizations sometimes emerge spontaneously without any central design. Thus, it is reasonable to study such group phenomena in a bottom-up rather than a top-down manner. Agent-based modeling and simulation is such an approach, which creates computational units of individuals and their interactions, and to observe how the global structures are formed dynamically with their interactions.

With combination of group social force and opinion dynamics a kind of convergent pattern is supposed to emerge in a crowd. Here the social groups and opinion dynamics are related but different concepts. Social groups emphasizes whether

there is a social tie between individuals, and such a social tie aggregates individuals into a group. The opinion dynamics, or generally considered as herding effect, emphasizes how an individual's opinion interacts with others' to form a common motive in collective motion. You may meet your friend on the street, but if you do not have a common destination, you and your friend head to each destination individually after greeting or talking briefly. Another example is evacuation of a stadium where people follow the crowd flow to move to an exit. There are a multitude of small groups composed of friends or family members, and they keep together because of their social ties. These small groups also compose a large group of evacuees, and herding behavior widely exists among these small groups, contributing to form a collective pattern of motion. In sum, the group social force makes individuals socially bonded with each other, and opinion dynamics further describes how an individual tends to follow others' characteristic, and thus help to form a common motive. Because social relationship is critically described by both of social groups and opinion dynamics, such two features are inherently inter-related, and it is important to define them in consistency. In other words, matrices  $A$ ,  $B$ ,  $D^0$  should be given in consistency with matrix  $C$ . In practical computing, it is suitable to first give matrix  $C$  as a quantitative measure of social relationship, and matrices  $A$ ,  $B$ ,  $D^0$  are next specified in consistency.

Considering a crowd composed by  $n$  individuals, the social topology of  $n$  individuals is generally described by a  $n \times n$  matrix  $C$  as mentioned above, and its element  $c_{ij}$  is timely updated to describe if individual  $i$  are able to perceive or acquire opinion of individual  $j$  based on their social relationship. For example  $c_{ij}$  becomes non-zero if individual  $i$  is able to see or talk to individual  $j$ . Because  $C=[c_{ij}]_{n \times n}$  is the finalized matrix used in opinion dynamic model  $OPIN(t+1)=C \cdot OPIN(t)$ , we sometimes summarize the above opinion model only by  $C=[c_{ij}]_{n \times n}$ , and it is jointly used with group social force as mathematically described by another three  $n \times n$  matrices:  $A$ ,  $B$  and  $D^0$ , of which the elements are  $A_{ij}$ ,  $B_{ij}$  and  $d_{ij}^0$ , respectively (See Equation (4)). Generally speaking,  $C$ ,  $A$ ,  $B$ , and  $D^0$  are asymmetrical and time-varying.

$$A=[A_{ij}]_{n \times n} \quad B=[B_{ij}]_{n \times n} \quad D^0=[d_{ij}^0]_{n \times n} \quad C=[c_{ij}]_{n \times n} \quad (11)$$

The group social force is specified by the matrices  $D^0$ ,  $A$  and  $B$ , and the method has been partly tested in FDS+Evac as well as another egress simulation platform CrowdEgress (Wang et. al., 2024). A testing result is illustrated in Figure 8. where two groups are identified in this scenario. One group consists of individual 1, 2, 3, 6 while another group consists of individual 0 and 5. Both groups are moving towards the passageway. In this scenario individual 0 has opinion exchange also with individual 1, and thus two groups also have a kind of connection at that moment. In a sense social group is not a static concept in our model, but an adaptive feature, and such two groups could merge into one in certain conditions. In general, structure of groups change dynamically, resulting in a self-organized phenomenon during the collective movement of many individuals.

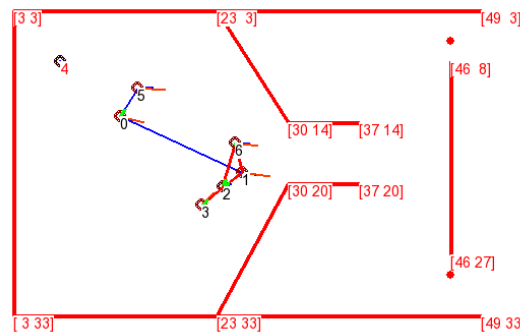


Figure 8. Simulation of Group Dynamics in CrowdEgress.

Based on Equation (4) and (6), a typical pattern of social group is described as the leader-and-follower group, where there is a kind of individuals whose behaviors are mainly motivated by themselves, and if others would like to follow them, they become leaders in the group. Thus, if individual  $i$  is the leader in a group, his or her motion is mainly motivated by the self-driving force (i.e., desired velocity). In contrast a follower's motion is mainly motivated by others. In other words, if individual  $i$  is the follower in a group, his or her motion is mainly governed by group social force, and the self-driving force is secondary. As mentioned before imbalance (asymmetry) of  $d_{ij}^0$  and  $d_{ji}^0$  will contribute to model leadership in crowd behavior. If  $i$  is a leader,  $d_{ji}^0$  is much smaller than  $d_{ij}^0$ . As a result, the leader will attract his surrounding people, but not easily be attracted by them. In brief an individual's motion can be classified into two types. One type of motion is primarily motivated by the self-driving force and is called active motion. The other type of motion is largely motivated by surrounding people, and is called passive motion. In general, an individual's motion is a combination of both types, but we can

differentiate such two types in simulation and identify whether one's motion is either active or passive. As shown in Figure 8 an individual in active motion often moves in the front of a group, and individual 1 seems the leader in the first group. Individuals in passive motion usually move behind, such as individual 2, 3 and 6. The leader is commonly under smaller group social force than the followers.

Very importantly, we think both consciousness and unconsciousness contribute to form group-level behavior. This effect was initially described in LeBon's famous book, "The Crowd: A Study of the Popular Mind" (LeBon, 1895). In this book the author described a phenomenon that an individual seems forgetting the original motive when immersing oneself completely in the crowd, and thus the individual-level motive is replaced by the collective motive of crowd. This is usually called de-individualizing process in psychological studies and it involves with unconsciousness. Next, we will try to model this process in our matrix-based modeling framework.

In fact, the diagonal elements in matrix  $D$ ,  $A$  and  $B$  imply a kind of force to oneself, where  $d_{ii} = 0$ , but Equation (4) implies this force is zero because  $\mathbf{n}_{ii}$  is a zero vector. However, we may modify the vector slightly such that an individual implements a kind of force to oneself. In Equation (4.6)  $\mathbf{n}_{ii}$  is replaced by the opposite direction of the driving force  $\mathbf{f}_i^{drv}$ , and this force is called self-repulsion in this paper.

$$\mathbf{f}_{ii}^{soc} = A_{ii}(d_{ii}^0 - d_{ii}) \exp\left[\frac{d_{ii}^0 - d_{ii}}{B_{ii}}\right] \mathbf{n}_{ii} = A_{ii} d_{ii}^0 \exp\left[\frac{d_{ii}^0}{B_{ii}}\right] \mathbf{n}_{ii} \quad \rightarrow \quad \mathbf{f}_{ii}^{soc} = A_{ii} d_{ii}^0 \exp\left[\frac{d_{ii}^0}{B_{ii}}\right] (-\text{norm}(\mathbf{f}_i^{drv})) \quad (12)$$

Very interestingly, the self-driving force is understood as generated by conscious mind of an individual, and results in one's motivation of behavior. The self-repulsion refers to the unconscious mind, and it may be against the conscious motive that we are aware of. Thus, we assume that the direction of self-repulsion is contrary to the driving force which represents an individual's motive. This model is useful to characterize certain crowd behavior depicted in LeBon, 1895. That is, when an individual immerses oneself in the crowd, he or she may lose part of his individual feature such as his original motivation, and thus simply follow the collective motive of the crowd. Thus, the force specified by Equation (12) should neutralize the effect of self-driving force. Instead, the group social force will become dominant such that an individual's motive is replaced by the crowd motive, especially by the leader's motive in the crowd.

However, a major difficulty is how to timely determine the value of  $A_{ii}$ ,  $B_{ii}$  and  $d_{ii}^0$  to formulate such a self-repulsion in consistency with group social group. A more practical method is using matrix  $C = [c_{ij}]_{n \times n}$  to formulate self-repulsion. As mentioned before, individualistic behavior is dominant if  $c_{ii}$  is high whereas herding behavior dominates if  $c_{ii}$  is low, and  $c_{ii}$  indicates how an individual keeps balance between one's own opinion and others' opinions. Thus, the self-repulsion is given as below.

$$\mathbf{f}_{ii}^{soc} = [1 - \exp(-\beta_i)] (-\mathbf{f}_i^{drv}) \quad \beta_i = \frac{1 - p_{ii}}{p_{ii}} \quad (13)$$

Parameter  $\beta_i \geq 0$  indicates level of one's immersion in the crowd. In a sense  $\beta_i = 0$  denotes  $\mathbf{f}_{ii}^{soc} = 0$  such that one's conscious mind is independent, not influenced by other people. As  $\beta_i$  increases, the self-repulsion  $\mathbf{f}_{ii}^{soc}$  goes towards  $-\mathbf{f}_i^{drv}$  so that the individualistic feature is neutralized by  $\mathbf{f}_{ii}^{soc}$ , meaning that people immerse themselves in the crowd. In order to apply Equation (13) in practical computing we need to assume  $c_{ii}$  changes dynamically in range of  $(0, 1]$ . In other words, the model accepts the case that an individual becomes completely oneself when  $c_{ii} = 1$ , such as the leader of a group. The tendency of following others increases as  $c_{ii}$  goes towards 0, but we suppose that an agent will completely lose oneself and thus  $c_{ii} > 0$ .

Furthermore, the above model requires that  $c_{ii}$  is a variable, which is to be timely updated in the computational process. This is a little complex issue, and we will elaborate this topic in the following section. In sum unconsciousness is an interesting topic in psychological studies, and it is a fantastic issue to be further investigated.

## REFERENCES

- [1] S. Boyd, A. Ghosh, B. Prabhakar, and D. Shah. Randomized gossip algorithms. *IEEE Transactions on Information Theory*, Vol. 52, No. 6, pp. 2508–2530, 2006.
- [2] G. Deffuant, D. Neau, F. Amblard, G. Weisbuch, "Mixing Beliefs Among Interacting Agents," *Advances in Complex Systems*, Vol. 3, pp. 87-98, 2000.
- [3] W. Ebeling, F. Schweitzer, "Active Motion in Systems with Energy Supply," *Integrative Systems Approaches to Natural and Social Dynamics – Systems Sciences 2000*, Springer, Berlin, pp. 119–142, 2001.
- [4] E. T. Hall. "A System for the Notation of Proxemic Behavior," *American Anthropologist*. Vol. 65, No. 5, pp. 1003–1026, 1963.

- [5] R. Hegselmann and U. Krause, Opinion dynamics and bounded confidence models, analysis, and simulation, *Journal of Artificial Societies and Social Simulation*, Vol. 5, No. 3, 2002, <<http://jasss.soc.surrey.ac.uk/5/3/2.html>> .
- [6] D. Helbing, Traffic and Related Self-Driven Many-Particle Systems, *Reviews of Modern Physics*, Vol. 73, No. 4, 2001, pp. 1067-1141.
- [7] D. Helbing, I. Farkas, and T. Vicsek, “Simulating Dynamical Features of Escape Panic,” *Nature*, Vol. 407, pp. 487– 490, 2000.
- [8] D. Helbing, I. Farkas, P. Molnar, T. Vicsek, “Simulation of pedestrian crowds in normal and evacuation situations,” in: Schreckenberg, M., Sharma, S.D. (Eds.), *Pedestrian and Evacuation Dynamics*, pp. 21–58. 2002.
- [9] T. Korhonen, S. Hostikka, S. Heliövaara, and H. Ehtamo, “FDS+Evac: An Agent Based Fire Evacuation Model”, *Proceedings of the 4th International Conference on Pedestrian and Evacuation Dynamics*, February 27–29, 2008, Wuppertal, Germany.
- [10] K. Lewin, *Field theory in social science*, Harper, New York, 1951.
- [11] T. I. Lakoba, D. J. Kaup, N. M. Finkelstein, “Modifications of the Helbing-Molnár-Farkas-Vicsek Social Force Model for Pedestrian Evolution,” *Simulation*, Vol. 81, Issue 5, pp. 339-352, May 2005.
- [12] D. Low, “Following the Crowd,” *Nature*, Vol. 407, pp. 465-466, September 2000.
- [13] S. Okazaki, A Study of Pedestrian Movement in Architectural Space, Part 1: Pedestrian Movement by the Application on of Magnetic Models. *Trans. of A.I.J.*, No.283, pp. 111-119, 1979.
- [14] S. Okazaki, S. Matsushita, A Study of Simulation Model for Pedestrian Movement with Evacuation and Queuing, *Journal of Architecture Planning and Environmental Engineering (Transactions of AIJ)*, pp. 432, January 1993, DOI: [10.3130/aijax.432.0\\_79](https://doi.org/10.3130/aijax.432.0_79)
- [15] F. Ozel, “Time Pressure and Stress as a Factor During Emergency Egress,” *Safety Science*, Vol. 38, pp. 95-107, 2001.
- [16] H. J. Payne, Models of freeway traffic and control, in *Mathematical Models of Public Systems*, Vol. 1 of *Simulation Councils Proc. Ser.*, pp. 51-60, 1971.
- [17] L. A. Quang, N. Jung, E. S. Cho, J. H. Choi and J. W. Lee, Agent-Based Models in Social Physics, *Journal-Korean Physical Society*, 2018. DOI: [10:3938/jkps.72.1272](https://doi.org/10.3938/jkps.72.1272).
- [18] H. Selye. "Confusion and controversy in the stress field". *Journal of Human Stress*. Vol. 1, No. 2, pp. 37–44, 1975.
- [19] M. A. Staal, “Stress, Cognition, and Human Performance: A Literature Review and Conceptual Framework (NASA/TM – 204-212824),” August 2004, Hanover, MD: NASA Scientific and Technical Information Program Office.
- [20] B. Stenffen, “A modification of the social force model by foresight,” *Proceedings of the 4th International Conference on Pedestrian and Evacuation Dynamics*, February 27–29, 2008, Wuppertal, Germany.
- [21] P. Wang, “Understand Social Force Model in Psychological Principles of Crowd Behavior,” arXiv:1605.05146 [physics.soc-ph].
- [22] P. Wang, X. Wang, “Social Force in Pedestrian Crowd” [arXiv:2109.12597](https://arxiv.org/abs/2109.12597) [physics.soc-ph], Spe. 2021.
- [23] P. Wang, X. Wang, P. B. Luh, N. Olderman, X. Lu, C. Wilkie, K. L. Marsh, T. Korhonen, “SocialArray: Many-Particle Simulation for Array-Based Social Interaction,” *Technical Report (User Manual)*, 2023.
- [24] P. Wang, X. Wang, P. B. Luh, Christian Wilkie, Neal Olderman, “Simulation of Crowd Egress with Environmental Stressors, *Technical Report*, August 2023.
- [25] P. Wang, P. B. Luh, S. C. Chang and J. Sun, “Modeling and Optimization of Crowd Guidance for Building Emergency Evacuation,” *Proceedings of the 2008 IEEE International Conference on Automation Science and Engineering (CASE 2008)*, Washington, D.C., pp. 328 – 334, August 2008.
- [26] G. Weisbuch, G. Deffuant, F. Amblard and J. P. Nadal, “Interacting agents and continuous opinion dynamics,” 2001, <<http://arXiv.org/pdf/cond-mat/0111494>>