

Surface accretion as a dust retention mechanism in protoplanetary disks. I. Formulation and proof-of-concept simulations

Satoshi OKUZUMI^{1,*}

¹Department of Earth and Planetary Sciences, Institute of Science Tokyo, Meguro, Tokyo 152-8551, Japan

*E-mail: okuzumi@eps.sci.titech.ac.jp

ORCID: 0000-0002-1886-0880

Abstract

Planetesimal formation via the streaming and gravitational instabilities of dust in protoplanetary disks requires a local enhancement of the dust-to-gas mass ratio. Radial drift of large grains toward pressure bumps in gas disks is a plausible mechanism for achieving the required dust concentration. However, recent millimeter disk observations suggest that the maximum sizes of dust grains in these disks are considerably smaller than predicted by dust evolution models that assume sticky grains. This indicates that the grains may be more strongly coupled to the gas and hence drift more slowly than previously anticipated. In this study, we propose a new dust retention mechanism that enables an enhancement of the dust-to-gas mass ratio in disks with slowly drifting grains. This mechanism assumes that a surface accretion flow driven by magnetohydrodynamical (MHD) winds removes disk gas while retaining the slowly drifting grains below the flow. This process is expected to occur when the timescale of gas removal is shorter than the timescale of dust radial advection. To test this, we develop a radially one-dimensional framework for the transport of gas and dust in a disk with a vertically nonuniform accretion structure. Using this framework, we simulate the growth, fragmentation, and radial transport of dust grains in surface-accreting disks. Our simulations confirm a significant enhancement of the midplane dust-to-gas mass ratio when the predicted conditions for dust retention are met. Dust retention by MHD-driven surface accretion flows may thus pave the way for planetesimal formation from poorly sticky grains.

Keywords: magnetohydrodynamics (MHD) — planets and satellites: formation — protoplanetary disks

1 Introduction

How dust grains in protoplanetary disks form kilometer-sized planetesimals remains an outstanding question in planet formation theory. It is widely accepted that (sub)micron-sized grains in these disks coagulate through mutual sticking, forming macroscopic aggregates, often called “pebbles” (Johansen et al. 2014). However, the extent to which these aggregates can grow is much less clear, as their collision velocities often exceed $1\text{--}10\text{ m s}^{-1}$, potentially leading to fragmentation or bouncing rather than sticking upon collision (e.g., Güttler et al. 2010; Zsom et al. 2011; Birnstiel et al. 2012; Dominik & Dullemond 2024). In addition, aerodynamic drag causes macroscopic aggregates to drift radially, either inward or outward, relative to the background gas (Whipple 1972; Adachi et al. 1976; Weidenschilling 1977). Growth of the aggregates can only occur if they grow faster than they drift. If the grains are extremely sticky, they may form highly porous aggregates and grow faster than they drift (Okuzumi et al. 2012; Kataoka et al. 2013). Otherwise, the aggregates can only grow to the maximum size limited by bouncing, fragmentation, or radial drift (Birnstiel et al. 2012). In this case, planetesimal formation is expected to occur via the gravitational collapse of dust overdensities produced by dust settling and radial pile-up (e.g., Goldreich & Ward 1973; Sekiya 1998; Youdin & Shu 2002; Ida & Guillot 2016; Hyodo et al. 2021), the streaming instability (e.g., Youdin & Goodman 2005; Johansen & Youdin 2007; Carrera et al. 2015; Yang et al. 2017; Li & Youdin 2021), pressure bumps (e.g., Whipple 1972; Haghighipour & Boss

2003; Pinilla et al. 2012), vortices (e.g., Barge & Sommeria 1995), or secular gravitational instability (e.g., Youdin 2011; Takahashi & Inutsuka 2014; Tominaga et al. 2020). The stickiness of dust grains dictates which pathway of planetesimal formation is likely to be realized.

However, the stickiness of real dust grains in protoplanetary disks is poorly understood from both theoretical and experimental perspectives. In principle, the stickiness of grains depends on their size, surface roughness, and material composition (Dominik & Tielens 1997). Until recently, it was believed that grains coated with water ice are so sticky that they can stick at collision velocities up to $10\text{--}70\text{ m s}^{-1}$, depending on the size of the grains constituting the aggregates (Dominik & Tielens 1997; Wada et al. 2009, 2013; Gundlach & Blum 2015). This led to the conventional idea that grains in the outer regions of protoplanetary disks, which are presumably ice-rich, could grow to sizes ranging from centimeters to even decimeters (e.g., Birnstiel et al. 2010; Okuzumi et al. 2012). However, more recent experiments (Gundlach et al. 2018; Musiolik & Wurm 2019) suggest that water ice is not as sticky at low temperatures ($\lesssim 150\text{--}200\text{ K}$) as previously thought. Additionally, other experiments (Musiolik et al. 2016a, 2016b; Fritscher & Teiser 2021) indicate that CO_2 ice, which likely exists in disk regions with temperatures below 80 K (e.g., Okuzumi et al. 2016), is less sticky than water ice (see Arakawa & Krijt 2021 for a possible explanation of why CO_2 ice is less sticky). Clearly, further theoretical and experimental investigations are needed to fully understand the sticking properties of dust grains of various

compositions.

On the other hand, growing observational evidence suggests that grains in the outer parts of protoplanetary disks are indeed less sticky than previously expected. Multiwavelength and polarimetric observations of dust thermal emission at (sub)millimeter wavelengths provide information about the size distribution of dust grains/aggregates in disks (for a review, see Miotello et al. 2023). Uniformly polarized (sub)millimeter emission from a number of disks (e.g., Stephens et al. 2017, 2023; Hull et al. 2018) is widely interpreted as evidence for ~ 0.1 – 1 mm-sized grains being abundant, at least in the outer parts of these disks (Kataoka et al. 2015; Yang et al. 2016; Ueda et al. 2021). The necessity for abundant 0.1 – 1 mm-sized grains also aligns with the spectral slopes of the (sub)millimeter emission (Liu 2019; Zhu et al. 2019; Ueda et al. 2020; Chung et al. 2024). Since turbulence in the outer regions of protoplanetary disks is generally weak (for a review, see Rosotti 2023), the dominance of 0.1 – 1 mm-sized grains suggests that they are poorly sticky; otherwise, they would grow larger in such a quiescent environment. These observations are consistent with dust evolution models that assume poorly sticky grains, with maximum sticking velocities as low as 0.2 – 1 m s⁻¹ (Okuzumi & Tazaki 2019; Jiang et al. 2024; Ueda et al. 2024).

The possibility that dust grains in protoplanetary disks may be poorly sticky has significant implications for our understanding of dust evolution and planetesimal formation. Firstly, it seems extremely unlikely that dust coagulation alone leads to planetesimal formation. Secondly, since poorly sticky grains stop growing while still being strongly coupled to the gas disk, they would only drift radially at a slow speed. Interestingly, millimeter disk observations show that the dust disks in the ~ 5 -Myr-old Upper Scorpius star-forming region are, on average, smaller than those in ~ 1 – 2 Myr-old star-forming regions, but only by a factor of ~ 2 (Hendler et al. 2020). This could potentially indicate that the grains only drift on a timescale of several Myr. In comparison, conventional sticky icy grains would grow to 1 – 10 cm in size and drift toward the central star within 1 Myr (e.g., Birnstiel et al. 2012; Okuzumi et al. 2012), unless they are trapped by pressure bumps (Pinilla et al. 2012). Recently, Lee (2024) analyzed the masses of dust rings found in recent millimeter disk observations and concluded that the grains would be considerably coupled to the gas, meaning they would drift inward only slowly. This is because the inferred dust ring masses are considerably smaller than what would be expected if the pressure bumps had already trapped all the grains in the outer disks.

A low speed of dust radial drift could severely limit the potential pathways for planetesimal formation. Both runaway dust settling toward the midplane (Sekiya 1998; Youdin & Shu 2002) and strong dust clumping by the streaming instability (Carrera et al. 2015; Yang et al. 2017; Li & Youdin 2021) require a prior enhancement of the dust-to-gas mass ratio. Radial dust drift toward pressure bumps has been considered a plausible mechanism for local dust concentration leading to planetesimal formation (e.g., Haghighipour & Boss 2003; Johansen et al. 2014). However, slow radial drift delays this concentration process. The analysis by Lee (2024) suggests that the observed dust rings are stable against strong clumping by the streaming instability.

Even if radial dust concentration is inefficient, increasing the disk's dust-to-gas mass ratio is possible by removing gas. Previous studies have proposed that gas removal by photoevaporative (Gorti et al. 2015; Carrera et al. 2017) and magnetohydrodynamical (MHD) disk winds (Suzuki et al. 2010; Bai 2016) can potentially lead to planetesimal formation. However, the efficiency of plan-

etesimal formation via wind mass loss critically depends on the assumed mass loss rate and its radial profile (Ercolano et al. 2017).

In this study, we propose surface gas accretion driven by MHD winds as an alternative mechanism for dust retention in disks with slowly drifting grains. Global non-ideal MHD simulations of protoplanetary disks show that gas accretion is narrowly concentrated on the surface of inner disk regions having a poorly ionized interior (e.g., Bai 2013, 2017; Bai & Stone 2013; Gressel et al. 2015; Riols et al. 2020; Lesur 2021; Iwasaki et al. 2024). The emergence of this surface accretion flow is a consequence of the disk surface being relatively well-ionized and, therefore, well-coupled to the magnetic field threading the disk. The wind, driven by the global magnetic field, extracts angular momentum from the disk surface, driving a surface accretion flow. This flow transports gas, but will not transport dust that has already settled on the midplane due to stellar gravity. In this study, we demonstrate that surface gas accretion, combined with slow radial dust drift, can indeed lead to the enhancement of the dust-to-gas mass ratio required for planetesimal formation.

This paper is organized as follows. Section 2 presents the basic mechanism of dust retention proposed in this study. We then formulate the radial transport of gas and dust in surface-accreting disks in section 3. Our proof-of-concept simulation models are presented in section 4 and their results are provided in section 5. Our conclusions are presented in section 6.

2 Dust retention in surface-accreting disks: the mechanism

We begin with thought experiments on the radial transport of dust grains in an accretion disk (figure 1). We assume that the grains have already grown and settled to the midplane (e.g., Weidenschilling 1980; Nakagawa et al. 1981). These grains do not only accrete toward the central star with the midplane gas but also drift relative to the gas due to gas drag (Whipple 1972; Adachi et al. 1976; Weidenschilling 1977; Takeuchi & Lin 2002). If there are no pressure bumps, the drift velocity is negative, and therefore the grains' net inward velocity is higher than that of the gas at the midplane. The question is whether the dust-to-gas surface density ratio will then decrease or increase. As illustrated by the two examples described below, the answer depends on the vertical distribution of the accretion flow. To isolate the role of accretion flows, we ignore any gas removal by disk winds in this section.

First, we consider the simplest case of a vertically uniform accretion flow (the left side of figure 1). In this case, both the gas and dust mass accretion fluxes are dominated by the flow at the midplane, where their densities are the highest. Because the dust accretes faster than the gas, the disk's dust-to-gas mass ratio will decrease over time.

Next, we consider a disk with a strong accretion flow near its surface (the right side of figure 1), as is often observed in non-ideal MHD simulations of wind-driven accretion. In this case, dust accretion at the midplane is independent of the surface gas accretion, allowing the dust accretion flux to be smaller than the gas accretion flux. When this occurs, the disk's dust-to-gas surface density ratio will increase over time.

One might ask whether surface accretion will also lead to an increase in the dust-to-gas density ratio *at the midplane*, which is likely more relevant to planetesimal formation than the dust-to-gas surface density, as the streaming and gravitational instabilities of dust overdensities occur at the midplane (e.g., Gole et al. 2020;

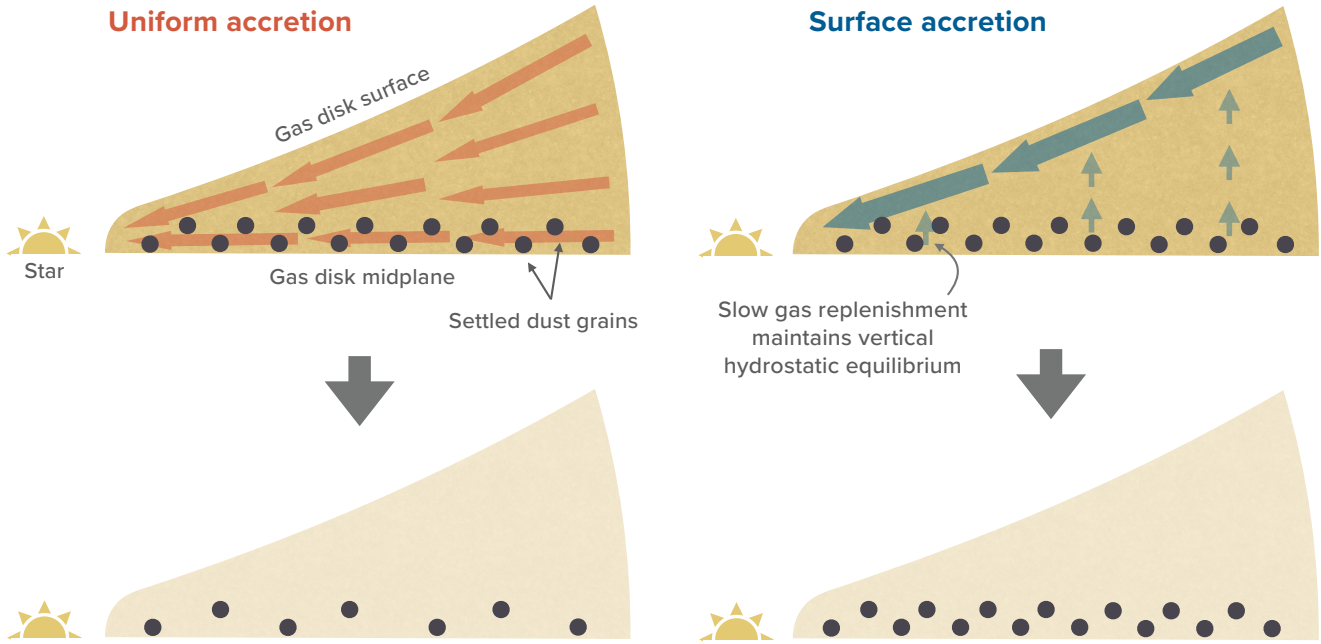


Fig. 1. Schematic showing gas and dust transport in protoplanetary disks with uniform and surface accretion flows (left and right figures, respectively). In a disk with a vertically uniform accretion flow, the gas flow around the midplane flushes the vertically settled dust toward the central star. In a disk with an accretion flow localized near its surface, the settled dust avoids accretion toward the star. As long as the disk gas remains approximately in vertical hydrostatic equilibrium, the decrease in gas surface density due to surface accretion always results in a decrease in midplane gas density (see text). Therefore, the dust-to-gas ratio at the midplane in the surface-accreting disk would increase over time, provided that the radial inward drift of the dust due to gas drag is slow.

Li & Youdin 2021). We expect that a decrease in the gas surface density due to surface accretion will also lead to a decrease in the midplane gas density, provided that gas depletion is slow enough for the disk to maintain vertical hydrostatic equilibrium. When a surface accretion flow removes gas near the disk surface, the decreased surface gas pressure yields an excess upward pressure gradient force. This excess force drives an upward gas flow, transporting gas from lower to higher altitudes to restore vertical hydrostatic equilibrium (see figure 1). Consequently, the midplane gas density will decrease with gas surface density¹. It is important to note here that this upward replenishing flow is slow, moving from the midplane to the surface over the timescale on which the gas surface density decreases—namely, the gas disk’s lifetime. This flow will have little impact on the vertical distribution of the already settled dust grains, as their settling timescale is shorter than the disk’s lifetime. This means that the upward flow will change the midplane gas density but *not* the midplane dust density.

Therefore, we expect that the midplane dust-to-gas density ratio in a surface-accreting disk will increase if the dust at the midplane drifts more slowly than the gas surface density decreases. Once the midplane dust-to-gas density ratio exceeds unity, runaway dust settling (e.g., Sekiya 1998; Youdin & Shu 2002), runaway pile-up of drifting dust (e.g. Drażkowska et al. 2016; Ida & Guillot 2016; Hyodo et al. 2021), or strong dust clumping via the streaming instability (e.g., Youdin & Goodman 2005; Sekiya & Onishi 2018; Gole et al. 2020; Li & Youdin 2021) will lead to the gravitational collapse of the dust overdensities into planetesimals. Since the drift speed of small grains increases with their size, the

dust retention mechanism requires the grains at the midplane to be sufficiently small (but still large enough for significant settling to occur). This requirement can be fulfilled if the grains are poorly sticky.

The surface-accreting disk considered here is motivated by recent non-ideal MHD simulations of protoplanetary disks. These simulations typically show strong accretion flows near the base of MHD winds, lying at 2–4 scale heights above and/or below the midplane, in an inner disk region with a high magnetic resistivity (e.g., figure 7 of Gressel et al. 2015; figures 4 and 9 of Bai 2017; figure 13 of Lesur 2021; figure 34 of Iwasaki et al. 2024). The observed surface flows comprise a significant fraction of the vertically integrated mass accretion rate. We note that strong surface accretion flows do not necessarily emerge everywhere in the disks; in outer disk regions with a lower magnetic resistivity, strong accretion tends to occur closer to the midplane (Béthune et al. 2017; Bai 2017; Suriano et al. 2018, 2019; Lesur 2021; Cui & Bai 2021; Iwasaki et al. 2024). Lacking a generic model for the radial vertical structure of MHD-driven gas accretion flows, we choose to model the radial transport of gas and dust in accretion disks with vertically nonuniform accretion structures using vertically integrated transport equations, which are formulated in section 3.

We also note that some MHD simulations show a pair of accretion and decretion flows around the midplane (Bai 2017; Cui & Bai 2021). These flows are nearly anti-symmetric and largely cancel each other out with respect to the net accretion rate. However, they can drive strong radial diffusion of vertically well-mixed dust (Hu & Bai 2021). We discuss the potential effect of such strong radial mixing on dust retention in section 5.3.

¹ Equation (19) in the main text explicitly shows that, under vertical hydrostatic equilibrium, the midplane gas density is proportional to the gas surface density.

3 Formulating gas and dust transport in disks with vertically nonuniform accretion structures

The goal of this work is to demonstrate dust retention in surface-accreting disks. To this end, we need to treat the radial transport of gas and dust while accounting for the vertical distribution of their densities and accretion velocities. In this section, we formulate this problem by vertically integrating the equations of continuity for gas and dust.

In the following, we consider an axisymmetric disk and use the standard cylindrical coordinate system (r, ϕ, z) , with $z = 0$ corresponding to the disk's midplane.

3.1 Gas transport

The equation of continuity for gas in an axisymmetric disk can be expressed as

$$\frac{\partial \rho_g}{\partial t} = -\frac{1}{r} \frac{\partial}{\partial r} (r v_{g,r} \rho_g) - \frac{\partial}{\partial z} (v_{g,z} \rho_g), \quad (1)$$

where $\rho_g(r, z)$, $v_{g,r}(r, z)$, and $v_{g,z}(r, z)$ are the density, radial velocity, and vertical velocity of the gas, respectively. Integrating equation (1) over the full vertical extent of the disk yields

$$\frac{\partial \Sigma_g}{\partial t} = -\frac{1}{r} \frac{\partial}{\partial r} [r \langle v_{g,r} \rangle_g \Sigma_g] - \dot{\Sigma}_g^{\text{wind}}. \quad (2)$$

where $\Sigma_g(r) = \int \rho_g(r, z) dz$ is the gas surface density, $\dot{\Sigma}_g^{\text{wind}}$ is the rate of gas surface density loss from the disk surface per unit time, and $\langle v_{g,r} \rangle_g(r)$ is the gas-density-weighted average of $v_{g,r}(r, z)$. For any field $X(r, z)$, its gas-density-weighted average is defined as

$$\langle X \rangle_g(r) \equiv \frac{1}{\Sigma_g(r)} \int X(r, z) \rho_g(r, z) dz \quad (3)$$

A key point to note here is that the mass-weighted average velocity $\langle v_{g,r} \rangle_g$ governs the advective transport of Σ_g . Depending on the vertical profile of $v_{g,r}$, the value of $\langle v_{g,r} \rangle_g$ is not necessarily close to the velocity at the midplane, $v_{g,r}(z = 0)$. For instance, when the accretion flow is localized near the disk surface, as shown on the right side of figure 1, $\langle v_{g,r} \rangle_g$ would be significantly smaller than $|v_{g,r}(z)|$ at the accretion surface and significantly larger than $|v_{g,r}(z = 0)|$.

An order-of-magnitude estimate of equation (2) shows that gas advective transport occurs on a timescale of

$$t_{\text{adv,g}} \approx \frac{r}{|\langle v_{g,r} \rangle_g|}. \quad (4)$$

3.2 Dust transport

For the dust component, we account for both advection and turbulent diffusion within the gas disk. The equation of continuity for the dust is given by

$$\begin{aligned} \frac{\partial \rho_d}{\partial t} = & -\frac{1}{r} \frac{\partial}{\partial r} r \left[v_{d,r} \rho_d - \rho_g D_{d,r} \frac{\partial}{\partial r} \left(\frac{\rho_d}{\rho_g} \right) \right] \\ & - \frac{\partial}{\partial z} \left[v_{g,z} \rho_d - \rho_g D_{d,z} \frac{\partial}{\partial z} \left(\frac{\rho_d}{\rho_g} \right) \right], \end{aligned} \quad (5)$$

where $\rho_d(r, z)$ is the dust density, $v_{d,r}(r, z)$ and $v_{d,z}(r, z)$ are the radial and vertical dust velocities, and $D_{d,r}(r, z)$ and $D_{d,z}(r, z)$ are the radial and vertical dust diffusion coefficients, respectively. Vertical integration of equation (5) yields

$$\begin{aligned} \frac{\partial \Sigma_d}{\partial t} = & -\frac{1}{r} \frac{\partial}{\partial r} r \left[\langle v_{d,r} \rangle_d \Sigma_d - \Sigma_g \left\langle D_{d,r} \frac{\partial}{\partial r} \left(\frac{\rho_d}{\rho_g} \right) \right\rangle_g \right] \\ & - \dot{\Sigma}_d^{\text{wind}}, \end{aligned} \quad (6)$$

where $\Sigma_d(r)$ is the dust surface density, $\dot{\Sigma}_d^{\text{wind}}$ is the rate of dust surface density loss from the disk surface per unit time, and $\langle v_{d,r} \rangle_d$ is the dust-density-weighted vertical average of $v_{d,r}$. The dust-density-weighted average of any field $X(r, z)$ is generally defined as

$$\langle X \rangle_d(r) \equiv \frac{1}{\Sigma_d(r)} \int X(r, z) \rho_d(r, z) dz. \quad (7)$$

Note that $\langle X \rangle_g \neq \langle X \rangle_d$ when the dust is settled around the midplane. The averaging $\langle D_{d,r} \partial(\rho_d/\rho_g)/\partial r \rangle_g$ left in equation (6) can be performed if the vertical profiles of ρ_g , ρ_d , and $D_{d,r}$ are specified. We defer this task to section 4.3 and appendix 2.

If the dust consists of grains of different sizes, the radial dust velocity should also be averaged over the grain size distribution. For the sake of clarity, the following formulation assumes equally sized grains.

The radial dust velocity is induced by co-accretion with the gas (Takeuchi & Lin 2002) and radial drift due to gas drag (Whipple 1972; Adachi et al. 1976; Weidenschilling 1977). This velocity depends on the dust grains' stopping time t_{stop} , or equivalently their Stokes number $\text{St} \equiv \Omega t_{\text{stop}}$, where Ω is the local Keplerian frequency. Neglecting aerodynamical feedback from dust to gas (Nakagawa et al. 1986; Kretke et al. 2009; Dipierro & Laibe 2017; Kanagawa et al. 2017), the gas radial velocity can be expressed as (Takeuchi & Lin 2002)

$$v_{d,r} = \frac{v_{g,r}}{1 + \text{St}^2} + \frac{2\text{St} \Delta v_{g,\phi}}{1 + \text{St}^2}, \quad (8)$$

where $\Delta v_{g,\phi}$ is the gas rotation velocity relative to Keplerian ($\Delta v_{g,\phi} < 0$ for sub-Keplerian motion). On the right-hand side of equation (8), the first and second terms represent the contributions from co-accretion and drift, respectively. Since we neglect the feedback of dust on gas, the vertical variation of $\Delta v_{g,\phi}$ within respect to z is insignificant (Takeuchi & Lin 2002). Therefore, the vertical average of the second term in equation (8) can be approximated by its midplane value, allowing us to express $\langle v_{d,r} \rangle_d$ as

$$\langle v_{d,r} \rangle_d \approx \left\langle \frac{v_{g,r}}{1 + \text{St}^2} \right\rangle_d + \frac{2\text{St} t_{\text{mid}} \Delta v_{g,\phi, \text{mid}}}{1 + \text{St}_{\text{mid}}^2}, \quad (9)$$

where the subscript ‘‘mid’’ denotes a midplane value.

By analogy with equation (4), the timescale of dust advective transport is given by

$$t_{\text{adv,d}} \approx \frac{r}{|\langle v_{d,r} \rangle_d|}. \quad (10)$$

If $\langle v_{g,r} \rangle_g$ and $\langle v_{d,r} \rangle_d$ are negative, then $t_{\text{adv,g}}$ and $t_{\text{adv,d}}$ represent the timescale of gas and dust removal from the disk, respectively. It follows that dust will be lost more slowly than gas (i.e., $t_{\text{adv,d}} > t_{\text{adv,g}}$) if

$$|\langle v_{d,r} \rangle_d| < |\langle v_{g,r} \rangle_g|. \quad (11)$$

Dust retention is expected to occur when equation (11) is satisfied.

3.3 Impact of vertical accretion structure on dust transport: examples

The first term $\langle v_{g,r}/(1 + \text{St}^2) \rangle_d$ on the right-hand side of equation (9) encapsulates the effect of the vertical distribution of $v_{g,r}(z)$ on radial dust advection. We illustrate this effect using the two extreme examples shown in figure 1.

3.3.1 Uniform accretion

If gas accretion is vertically uniform, as illustrated on the left side of figure 1, we have $v_{g,r}(z) = \langle v_{g,r} \rangle_g$ for all z , and hence

$$\left\langle \frac{v_{g,r}}{1 + \text{St}^2} \right\rangle_d \approx \frac{\langle v_{g,r} \rangle_g}{1 + \text{St}_{\text{mid}}^2}, \quad (12)$$

where we have used $\langle 1/(1 + \text{St}^2) \rangle_d \approx 1/(1 + \text{St}_{\text{mid}}^2)$. This is the standard expression for the dust co-accretion velocity used in the literature.

We are particularly interested in 0.1–1 mm-sized grains, which generally fulfill $\text{St}_{\text{mid}} \ll 1$. In this case, equation (9) approximates to

$$\langle v_{d,r} \rangle_d \approx \langle v_{g,r} \rangle_g + 2\text{St}_{\text{mid}} \Delta v_{g,\phi,\text{mid}}. \quad (13)$$

For accretion disks with sub-Keplerian rotation, both the first and second terms on the right-hand side of equation (13) are negative. Therefore, equation (11) never holds, meaning that dust will be lost from the disk faster than gas.

3.3.2 Surface accretion

We now consider surface accretion flow like that depicted on the right side of figure 1. To make vertical averaging analytically tractable, we assume this flow to be localized on a thin layer at a height of $z = z_s$ above the midplane. As shown in appendix 1, the vertically averaged co-accretion term $\langle v_{g,r}/(1 + \text{St}^2) \rangle_d$ for this case can be written as

$$\left\langle \frac{v_{g,r}}{1 + \text{St}^2} \right\rangle_d \approx C_{\text{surface}} \frac{\langle v_{g,r} \rangle_g}{1 + \text{St}(z_s)^2}, \quad (14)$$

where

$$C_{\text{surface}} \equiv \frac{\rho_d(z_s)/\rho_g(z_s)}{\Sigma_d/\Sigma_g} \quad (15)$$

is a normalized dust-to-gas ratio at the accretion layer. This coefficient equals unity if dust is well-mixed up to the layer, but vanishes if dust is heavily depleted from the layer. In appendix 1 we derive an analytic expression for C_{surface} for the special case where the vertical dust distribution is determined by the balance between settling and (vertically uniform) diffusion. The result, presented in equation (A3) and figure 8, shows that C_{surface} indeed vanishes as the grains settle below the accretion surface.

If $\text{St}_{\text{mid}}(z_s) < 1$, equation (9) for the surface accretion disk approximates to

$$\langle v_{d,r} \rangle_d \approx C_{\text{surface}} \langle v_{g,r} \rangle_g + 2\text{St}_{\text{mid}} \Delta v_{g,\phi,\text{mid}}. \quad (16)$$

In the ideal case of $C_{\text{surface}} \approx 0$, equation (11) holds if

$$\text{St}_{\text{mid}} < \frac{\langle v_{g,r} \rangle_g}{2\Delta v_{g,\phi,\text{mid}}}. \quad (17)$$

Again, we have assumed that both $\langle v_{g,r} \rangle_g$ and $\Delta v_{g,\phi,\text{mid}}$ are negative. Since the grains' Stokes number increases with their size, equation (17) requires that the grains be sufficiently small, as expected in section 2.

4 Simulation models

So far, we have predicted that surface accretion can lead to dust retention. In the remainder of this work, we test this prediction by performing radially one-dimensional simulations of gas and dust evolution. In this section, we describe our gas and dust evolution models.

The aim of our simulations is to examine whether surface accretion alone can lead to an enhancement of the dust-to-gas ratio

above unity. For this reason, we continue to neglect the aerodynamic feedback from dust to gas. If included, this effect would slow down inward dust drift in regions where the dust-to-gas ratio exceeds unity, further promoting planetesimal formation (e.g., Drazkowska et al. 2016; Ida & Guillot 2016; Kanagawa et al. 2017). For the same reason, we do not account for the conversion of dust into planetesimals in regions with high dust-to-gas ratios.

4.1 Gas disk structure

We assume stellar radiation to be the dominant source of disk heating. In poorly ionized protoplanetary disks, MHD accretion heating is indeed negligible beyond a few au (Mori et al. 2021; Kondo et al. 2023). In a passively irradiated disk, the temperature T well below the stellar irradiation surface is approximately vertically uniform (e.g., Calvet et al. 1991; Chiang & Goldreich 1997). The balance between stellar irradiation and radiative cooling yields the disk interior temperature given by (see, e.g., Chiang & Goldreich 1997; Okuzumi et al. 2022)

$$T = \left(\frac{f_{\downarrow} \sin(\theta_*) L_*}{4\pi r^2 \sigma_{\text{SB}}} \right)^{1/4} \quad (18)$$

where L_* is the stellar luminosity, θ_* is the grazing angle between the starlight and the irradiation surface, f_{\downarrow} is the fraction of the starlight flux reprocessed downward, and σ_{SB} is the Stefan–Boltzmann constant. In this study, we adopt $f_{\downarrow} = 0.5$, $L_* = 1L_{\odot}$, and $\sin(\theta_*) = 0.03$, yielding $T \approx 140(r/1 \text{ au})^{-1/2}$ K. The choice of $f_{\downarrow} = 0.5$ assumes no grain scattering (Chiang & Goldreich 1997; Okuzumi et al. 2022). Our value for $\sin(\theta_*)$ is taken from a consistent calculation of disk temperature and irradiation surface structures by Okuzumi et al. (2022). Assuming a water ice sublimation temperature of 160 K, our adopted temperature profile places the snow line at $r \approx 0.7$ au. For simplicity, we ignore ice sublimation at the snow line and treat all grains in the computational domain as icy.

Assuming vertical hydrostatic equilibrium, the vertical gas density profile is given by

$$\rho_g(z) = \frac{\Sigma_g}{\sqrt{2\pi} H_g} \exp\left(-\frac{z^2}{2H_g^2}\right), \quad (19)$$

where $H_g = c_s/\Omega$ is the gas scale height, $c_s = \sqrt{k_{\text{B}}T/m_g}$ is the isothermal sound speed, k_{B} is the Boltzmann constant, and m_g is the mean gas molecular mass. We assume a constant mean molecular weight of 2.3. The Keplerian frequency is given by $\Omega = \sqrt{GM_*/r^3}$, where G is the gravitational constant and M_* is the stellar mass.

From the radial force balance, the deviation of the gas rotation velocity from Keplerian velocity is given by (Whipple 1972; Adachi et al. 1976; Weidenschilling 1977)

$$\Delta v_{g,\phi} = \frac{c_s^2}{2r\Omega} \frac{\partial \ln P}{\partial \ln r}, \quad (20)$$

where $P = \rho_g c_s^2$ is the gas pressure.

4.2 Viscosity, winds, and turbulence

Disk accretion is assumed to be driven by both radial angular momentum transport within the disk and angular momentum removal by MHD winds. Physically, radial angular momentum transport may be caused by turbulence and/or horizontal magnetic fields amplified in the disk. In this study, we do not specify the physical origin of radial angular momentum transport and treat it using

macroscopic viscosity, as in the standard viscous accretion disk model (Lynden-Bell & Pringle 1974). Our accretion model essentially follows that of Tabone et al. (2022) but makes additional assumptions about the vertical structure of gas accretion flows (see section 4.4).

We decompose $v_{g,r}$ as

$$v_{g,r} = v_{g,r}^{\text{visc}} + v_{g,r}^{\text{wind}}, \quad (21)$$

where $v_{g,r}^{\text{visc}}$ and $v_{g,r}^{\text{wind}}$ denote radial gas velocities induced by the viscosity and MHD winds, respectively. Following Tabone et al. (2022), we parameterize their gas-density-weighted averages as follows. For $\langle v_{g,r}^{\text{visc}} \rangle_g$, we employ the expression from the viscous accretion model,

$$\langle v_{g,r}^{\text{visc}} \rangle_g = -\frac{3\alpha_{\text{visc}}c_s^2}{r\Omega} \frac{\partial \ln(r^2\alpha_{\text{visc}}c_s^2\Sigma_g)}{\partial \ln r}, \quad (22)$$

where α_{visc} is the viscosity normalized by c_s^2/Ω (Shakura & Sunyaev 1973). For $\langle v_{g,r}^{\text{wind}} \rangle_g$, we use

$$\langle v_{g,r}^{\text{wind}} \rangle_g = -\frac{3\alpha_{\text{wind}}c_s^2}{2r\Omega}, \quad (23)$$

where α_{wind} is a dimensionless quantity characterizing the magnitude of the MHD wind stress, which removes the disk's angular momentum. The parameters α_{visc} and α_{wind} are equivalent to α_{SS} and α_{DW} of Tabone et al. (2022), respectively.

MHD winds also cause mass loss from the disk. From angular momentum conservation, the gas mass loss rate $\dot{\Sigma}_g^{\text{wind}}$ in equation (2) can be written as

$$\dot{\Sigma}_g^{\text{wind}} = \frac{3\alpha_{\text{wind}}\Sigma_g c_s^2}{4(\lambda-1)\Omega r^2}, \quad (24)$$

where the dimensionless number λ , often called the magnetic lever arm parameter, is the ratio of the the total specific angular momentum carried away by the MHD disk wind to the specific angular momentum of the disk gas at the wind base (Blandford & Payne 1982, see also equations (8) and (9) of Tabone et al. 2022). We set the dust mass loss rate $\dot{\Sigma}_d^{\text{wind}}$ to zero by assuming that the dust is settled below the wind base.

Turbulence induces not only disk accretion but also the diffusion and collisions of dust grains. We parameterize the radial and vertical diffusion coefficients for gas, $D_{g,r}$, and $D_{g,z}$ as

$$D_{g,r} = \alpha_{Dr}c_s^2/\Omega, \quad D_{g,z} = \alpha_{Dz}c_s^2/\Omega, \quad (25)$$

where α_{Dr} and α_{Dz} are the corresponding dimensionless diffusion coefficients. Assuming that the turbulence has a correlation time of $\approx 1/\Omega$, then $\alpha_{Dr}c_s^2$ and $\alpha_{Dz}c_s^2$ stand for the mean square radial and vertical velocity fluctuations caused by the turbulence, respectively (Fromang & Papaloizou 2006). We assume α_{turb} , and hence $D_{g,r}$ and $D_{g,z}$, to be vertically constant. Our default models consider nearly isotropic turbulence and take α_{Dr} and α_{Dz} to be

$$\alpha_{Dr} = \alpha_{Dz} = \frac{\alpha_{\text{turb}}}{3} \quad (26)$$

where α_{turb} is the squared velocity dispersion normalized c_s^2 (see Okuzumi & Hirose 2011 for an example of MHD turbulence that indeed fulfills the relation $\alpha_{Dz} \approx \alpha_{\text{turb}}/3$). In section 5.3, we also consider the case where radial diffusivity is elevated due to a complex vertical structure of the radial flow around the midplane (Hu & Bai 2021).

For simplicity, all the transport parameters α_{visc} , α_{wind} , λ , α_{turb} are taken to be constant throughout the disk. If turbulence is the main driver of radial angular momentum transport, one expects $\alpha_{\text{turb}} \sim \alpha_{\text{visc}}$.

4.3 Dust grains

To treat collisional grain size evolution at a low computational cost, we employ the single-size approach of Sato et al. (2016). In this approach, we assume that the dust mass budget at each radial position r is dominated by grains of similar sizes, referred to as the mass-dominating grains. In many cases, these grains correspond to the largest grains at that position (Ormel & Spaans 2008; Sato et al. 2016). Hereafter, “grains” refer to these mass-dominating grains, unless otherwise noted. The radial distribution and size of the grains is characterized by the surface mass density Σ_d and surface number density N_d . The mass of individual grains is related to these surface densities as $m_d = \Sigma_d/N_d$. As demonstrated by Sato et al. (2016), this approach is valid for modeling the evolution of the dust mass budget. It should be noted that the “grains” are actually aggregates of smaller, (sub)micron-sized grains, which we call monomers.

For simplicity, we approximate individual grains as spheres with radius $a = (3m_d/(4\pi\rho_{\text{int}}))^{1/3}$ and a fixed internal density ρ_{int} . We compute the grain stopping time t_{stop} using equation (6) of Sato et al. (2016), which accounts for both Epstein and Stokes drag laws. In our simulations, Epstein's law applies to grains at $r \gtrsim 1$ au. For these grains, the midplane Stokes number has a simple expression (e.g., Birnstiel et al. 2010)

$$\text{St}_{\text{mid}} = \frac{\pi\rho_{\text{int}}a}{2\Sigma_g}. \quad (27)$$

Assuming that the grains' vertical settling due to stellar gravity is balanced by vertical turbulent diffusion, we approximately have

$$\rho_d(z) \approx \frac{\Sigma_d}{\sqrt{2\pi}H_d} \exp\left(-\frac{z^2}{2H_d^2}\right), \quad (28)$$

where the dust scale height H_d can be written as (Dubrulle et al. 1995)

$$H_d = \left(1 + \frac{\text{St}_{\text{mid}}}{\alpha_{Dz}}\right)^{-1/2} H_g. \quad (29)$$

Equation (28) provides a good approximation of $\rho_d(z)$ at $z \lesssim H_g$ (see equation (A2) in appendix 1 for a more exact expression for $\rho_d(z)$).

Since we assume $D_{g,r}$ to be vertically constant, we can approximate the radial dust diffusion coefficient $D_{d,r}$ by its value at the midplane, where most of the dust resides. We use the expression from Youdin & Lithwick (2007),

$$D_{d,r} = \frac{D_{g,r}}{1 + \text{St}_{\text{mid}}^2}. \quad (30)$$

For vertically constant $D_{d,r}$, the vertical integration of the diffusion term remaining in equation (6) can be performed analytically. A detailed calculation of the vertical integration is provided in appendix 2. Using the final result, given by equation (A7), the evolutionary equation for Σ_d (equation (6)) can be rewritten as

$$\frac{\partial \Sigma_d}{\partial t} = -\frac{1}{r} \frac{\partial}{\partial r} r \left[\langle v_{d,r} \rangle'_d \Sigma_d - \Sigma_g D_{d,r} \frac{\partial}{\partial r} \left(\frac{\Sigma_d}{\Sigma_g} \right) \right], \quad (31)$$

where the effective advection velocity $\langle v_{d,r} \rangle'_d$ is defined as

$$\langle v_{d,r} \rangle'_d \equiv \langle v_{d,r} \rangle_d - D_{d,r} \left(1 - \left(\frac{H_d}{H_g} \right)^2 \right) \frac{\partial \ln H_g}{\partial r}. \quad (32)$$

The second term of $\langle v_{d,r} \rangle'_d$ represents advection-like dust transport by diffusion, which occurs when the dust-to-gas mass ratio is vertically stratified, i.e., $H_d < H_g$ (see appendix 2 for an interpretation). Since H_g generally increases with r , this second term drives inward dust transport. This term was neglected in previous 1D models for radial dust transport in the literature, but it can

contribute significantly to inward dust transport when $D_{d,r}$ is high (see section 5.3).

The evolutionary equation for N_d is given by

$$\frac{\partial N_d}{\partial t} = -\frac{1}{r} \frac{\partial}{\partial r} r \left[\langle v_{d,r} \rangle' N_d - \Sigma_g D_{d,r} \frac{\partial}{\partial r} \left(\frac{N_d}{\Sigma_g} \right) \right] - \xi_{\text{stick}} \frac{N_d}{t_{\text{coll}}}, \quad (33)$$

where t_{coll} is the mean collision time of the grains and ξ_{stick} is a dimensionless coefficient introduced to account for grain fragmentation at high collision speeds. As in equation (31), the two terms in the brackets in equation (33) represent the radial advection and diffusion fluxes. The last term represents the decrease or increase in N_d due to collisional growth or fragmentation. The mean collision time t_{coll} depends on the vertical distribution of the dust density. Using equation (28), we approximately have (Sato et al. 2016)

$$t_{\text{coll}} \approx \frac{H_d}{2\sqrt{\pi}a^2 \Delta v N_d}, \quad (34)$$

where Δv is the grain collision velocity averaged over the grain vertical distribution. The collision velocity accounts for Brownian motion, radial and azimuthal drift, vertical settling, and turbulence, with turbulence strength given by α_{turb} (Sato et al. 2016). Following Sato et al. (2016), we assume a typical Stokes number ratio of 0.5 for the colliding grains.

The sticking coefficient ξ_{stick} can be either positive or negative depending on whether the grains gain or lose mass upon collision. Following Okuzumi & Hirose (2012) and Okuzumi et al. (2016), we model ξ_{stick} as

$$\xi_{\text{stick}} = \min \left\{ 1, -\frac{\ln(\Delta v/v_{\text{stick}})}{\ln 5} \right\}, \quad (35)$$

where v_{stick} is the threshold velocity below which colliding grains can grow in mass. As discussed in section 1, the threshold sticking velocity is highly uncertain, so we treat v_{stick} as a constant free parameter (see also section 4.5).

4.4 Accretion flow models

To demonstrate the impact of a vertically varying accretion flow on dust transport, we consider two disk models in which the wind-driven accretion flow is either vertically uniform or narrowly concentrated near the base of the MHD wind (see figure 1 and section 3.3). We refer to the former and latter as the uniform accretion model and surface accretion model, respectively. For simplicity, both models assume vertically uniform viscosity-driven flow, i.e., $v_{g,r}^{\text{visc}}(z) = \langle v_{g,r}^{\text{visc}} \rangle_g$ at all z .

For the uniform accretion model, the net dust radial velocity $\langle v_{d,r} \rangle_d$ (equation (9)) is given by (see equation (12))

$$\langle v_{d,r} \rangle_d = \frac{\langle v_{g,r}^{\text{visc}} \rangle_g + \langle v_{g,r}^{\text{wind}} \rangle_g}{1 + \text{St}_{\text{mid}}^2} + \frac{2\text{St}_{\text{mid}} \Delta v_{g,\phi,\text{mid}}}{1 + \text{St}_{\text{mid}}^2}. \quad (36)$$

For the surface accretion model, we neglect co-accretion of dust with the wind-driven accretion by setting $C_{\text{surface}} = 0$ throughout the disk. This simplification can be generally justified if $\text{St}_{\text{mid}} > \alpha_{Dz}$ (see appendix 1), which is satisfied in our simulations (see section 5). The net dust radial velocity for the surface accretion model is thus given by

$$\langle v_{d,r} \rangle_d = \frac{\langle v_{g,r}^{\text{visc}} \rangle_g}{1 + \text{St}_{\text{mid}}^2} + \frac{2\text{St}_{\text{mid}} \Delta v_{g,\phi,\text{mid}}}{1 + \text{St}_{\text{mid}}^2}. \quad (37)$$

In section 3, we predicted that dust retention will occur when equation (11) is met. We now rewrite this condition for the surface accretion model. Assuming $\text{St}_{\text{mid}} \ll 1$, $\langle v_{d,r} \rangle_d$ can be approximated as

Table 1. Summary of default model parameters

Symbol	Description	Values
M_*	Stellar mass	$1M_\odot$
$M_{\text{disk},0}$	Initial disk mass	$0.1M_\odot$
$r_{c,0}$	Initial disk characteristic radius	30 au
α_{visc}	Viscosity parameter	3×10^{-4}
α_{wind}	Wind stress parameter	6×10^{-3}
λ	Lever arm parameter	3
α_{turb}	Turbulence strength parameter	$= \alpha_{\text{visc}}$
α_{Dr}	Radial diffusion parameter	$= \alpha_{\text{turb}}/3$
α_{Dz}	Vertical diffusion parameter	$= \alpha_{\text{turb}}/3$
ρ_{int}	Grain internal density	0.6 g cm^{-3}
v_{stick}	Grain sticking threshold velocity	$\{0.1, 0.3, 1\} \text{ m s}^{-1}$

$$\langle v_{d,r} \rangle_d \approx \langle v_{g,r}^{\text{visc}} \rangle_g + 2\text{St}_{\text{mid}} \Delta v_{g,\phi,\text{mid}}, \quad (38)$$

Using this and $\langle v_{g,r} \rangle_g = \langle v_{g,r}^{\text{visc}} \rangle_g + \langle v_{g,r}^{\text{wind}} \rangle_g$, equation (11) can be rewritten as (cf. equation (17))

$$\text{St}_{\text{mid}} < \frac{\langle v_{g,r}^{\text{wind}} \rangle_g}{2\Delta v_{g,\phi,\text{mid}}}. \quad (39)$$

This criterion does not involve $\langle v_{g,r}^{\text{visc}} \rangle_g$ since both dust and gas at the midplane accrete at this velocity. However, this is a necessary but not sufficient condition for dust retention: achieving appreciable dust retention additionally requires that $|\langle v_{g,r}^{\text{visc}} \rangle_g| < |\langle v_{g,r}^{\text{wind}} \rangle_g|$, or equivalently, $\alpha_{\text{visc}} < \alpha_{\text{wind}}$.

If we further use equations (20) and (23), equation (39) simplifies to

$$\text{St}_{\text{mid}} < \frac{3\alpha_{\text{wind}}}{|\partial \ln P / \partial \ln r|_{\text{mid}}}. \quad (40)$$

If $(\partial \ln P / \partial \ln r)_{\text{mid}} \sim -3$, which approximately holds in the inner part of our disk models (see section 5.1), equation (40) reduces to $\text{St}_{\text{mid}} \lesssim \alpha_{\text{wind}}$. In the following section, we test whether dust retention indeed occurs when equation (40) is met.

4.5 Numerics, initial conditions, and parameter choices

We numerically solve the conservation equations (2), (31), and (33) using an explicit-in-time finite volume scheme. The computational domain spans $0.3 \text{ au} \leq r \leq 300 \text{ au}$ and is divided into 300 logarithmically spaced cells. We treat the first and second terms in the brackets in the conservation equations as the advection and diffusion fluxes, respectively, and compute the fluxes at the cell boundaries using a first-order upwind scheme for advection and a central difference scheme for diffusion. At the inner boundary of the computational domain, we impose outflow and zero-flux boundary conditions for the advection and diffusion fluxes, respectively. At the outer boundary, we impose a zero-flux boundary condition for both the advection and diffusion fluxes.

The initial gas surface density distribution, $\Sigma_{g,0}$, is given by a power law tapered by an exponential cutoff,

$$\Sigma_{g,0}(r) = \frac{M_{\text{disk},0}}{2\pi r_{c,0}^2 \Gamma(1+\xi)} \left(\frac{r}{r_{c,0}} \right)^{-1+\xi} \exp\left(-\frac{r}{r_{c,0}}\right), \quad (41)$$

where Γ is the Gamma function, $M_{\text{disk},0}$ and $r_{c,0}$ are the initial disk mass and initial characteristic radius, and $\xi = (2(\lambda - 1))^{-1} \alpha_{\text{wind}} / (\alpha_{\text{visc}} + \alpha_{\text{wind}})$. Equation (41) represents the self-similar solution to equation (2), assuming $T \propto r^{-1/2}$, with radially constant α_{visc} and α_{wind} (Tabone et al. 2022). The initial dust surface density and grain size are set to $\Sigma_d = 0.01 \Sigma_g$ and $a = 0.1 \mu\text{m}$, respectively.

Table 1 summarizes the default values of the key model parameters. The initial disk mass is set such that the disk is initially barely

gravitationally stable. Our choice for $r_{c,0}$ falls within the range of the characteristic radii of the disks in the ~ 1 Myr-old Lupus and Taurus star-forming regions ($r_c \sim 10\text{--}70$ au) indirectly estimated by Trapman et al. (2023) based on observed CO gas disk radii². This also aligns with their dust disk radii ($\sim 20\text{--}100$ au) from millimeter dust continuum observations (Hendler et al. 2020).

The choice of λ follows Tabone et al. (2022) and Trapman et al. (2022). With this choice, the wind mass loss rate is comparable to the wind-driven mass accretion rate, which is broadly consistent with observational constraints on MHD disk winds (Tabone et al. 2022). The adopted wind stress parameter, $\alpha_{\text{wind}} = 6 \times 10^{-3}$, results in an initial gas accretion timescale of $t_{\text{adv,g}}(r_c) \sim r_c / |\langle v_{g,r}^{\text{wind}} \rangle_g(r_c)| \approx 0.9$ Myr. With these default parameters, the mass accretion rate $-2\pi r \langle v_{g,r} \rangle_g \Sigma_g$ measured at the inner computational boundary is $\sim 10^{-8} M_{\odot} \text{ yr}^{-1}$ at $t \sim 2$ Myr and $\sim 10^{-9} M_{\odot} \text{ yr}^{-1}$ at $t \sim 5$ Myr, which is consistent with the median accretion rates of solar-mass young stars in the Lupus and Upper Scorpius regions, respectively (Testi et al. 2022, see their figure 11). We note that recent MHD simulations of wind-driven accretion (Béthune et al. 2017; Bai 2017; Iwasaki et al. 2024) tend to predict smaller lever arm parameters of $\lambda \sim 1.5$. However, using $\lambda = 1.5$ results in the accretion rate at our inner computational boundary being an order of magnitude lower than that for $\lambda = 3$, making it too small to be consistent with the observed accretion rates.

Motivated by the recent studies introduced in section 1, we assume fragile aggregates and adopt a default value of $v_{\text{stick}} = 0.3 \text{ m s}^{-1}$. We also consider more and less sticky cases with $v_{\text{stick}} = 0.1$ and 1 m s^{-1} , respectively. These values are significantly lower than the conventionally assumed values of $v_{\text{stick}} = 10\text{--}70 \text{ m s}^{-1}$ for water ice (e.g., Wada et al. 2009, 2013; Gundlach & Blum 2015), but are closer to the values for water and CO₂ ice suggested by more recent experiments and observations (Musiolik et al. 2016a, 2016b; Gundlach et al. 2018; Okuzumi & Tazaki 2019; Jiang et al. 2024; Ueda et al. 2024).

Our choice of ρ_{int} assumes moderately porous aggregates of ice and dust (Okuzumi & Tazaki 2019). Varying ρ_{int} has little effect on the simulated dust evolution as long as the grains obey Epstein's drag law (e.g., Okuzumi et al. 2012).

5 Simulation results

5.1 Uniform versus surface accretion

We begin by presenting the simulation results from the uniform and surface accretion models with $v_{\text{stick}} = 0.3 \text{ m s}^{-1}$, focusing on how the vertical structure of the gas accretion flow affects global dust transport.

Figures 2 and 3 show the gas and dust evolution obtained from the two models. Since both models adopt the same viscosity and wind parameters, they produce identical radial profiles of the gas transport velocity $\langle v_{g,r} \rangle_g$ (lower left panels). As a result, the evolution of the gas surface density Σ_g (upper left panels) is identical in these models. They also produce nearly identical results for the evolution of the size a and midplane Stokes numbers St_{mid} of the mass-dominating dust grains (upper and lower right panels, respectively). In both models, grains at $r \lesssim 100$ au grow until their size reaches the limit set by collisional fragmentation³. When turbulence is the main driver of the grains' relative velocity, the

maximum Stokes number set by collisional fragmentation can be estimated as (Birnstiel et al. 2009; Okuzumi & Tazaki 2019)

$$\begin{aligned} \text{St}_{\text{mid,frag}} &= \frac{v_{\text{stick}}^2}{2.3 \alpha_{\text{turb}} c_s^2} \\ &\approx 1 \times 10^{-3} \left(\frac{v_{\text{stick}}}{0.3 \text{ m s}^{-1}} \right)^2 \left(\frac{\alpha_{\text{turb}}}{3 \times 10^{-4}} \right)^{-1} \left(\frac{T}{30 \text{ K}} \right)^{-1}, \end{aligned} \quad (42)$$

where the reference temperature of 30 K corresponds to the temperature at $r \sim r_c = 30$ au in our model. Using Epstein's drag law (equation (27)), this maximum Stokes number translates into a maximum grain size of

$$\begin{aligned} a_{\text{frag}} &\approx \frac{0.3 v_{\text{stick}}^2 \Sigma_g}{\alpha_{\text{turb}} c_s^2 \rho_{\text{int}}} \\ &\approx 0.1 \left(\frac{v_{\text{stick}}}{0.3 \text{ m s}^{-1}} \right)^2 \left(\frac{\alpha_{\text{turb}}}{3 \times 10^{-4}} \right)^{-1} \left(\frac{\rho_{\text{int}}}{0.6 \text{ g cm}^{-3}} \right)^{-1} \\ &\quad \times \left(\frac{\Sigma_g}{10 \text{ g cm}^{-2}} \right) \left(\frac{T}{30 \text{ K}} \right)^{-1} \text{ mm}. \end{aligned} \quad (43)$$

Equations (42) and (43) reproduce the simulation results shown in figures 2 and 3. These estimates do not depend on the vertical distribution of the accretion flow, explaining why the two models produce nearly identical results for St_{mid} and a .

The uniform and surface accretion models, however, predict very different evolution for the dust surface density, as shown in the upper left panels of figures 2 and 3. We find that Σ_d decreases faster than Σ_g in the uniform accretion model, while the opposite occurs in the surface accretion model. These results are consistent with the predictions made in section 3.3. In the uniform accretion model, the dust transport velocity $|\langle v_{d,r} \rangle_d|$ never falls below the gas transport velocity $|\langle v_{g,r} \rangle_g|$ (see the lower left panel of figure 2), resulting in $t_{\text{adv,d}} < t_{\text{adv,g}}$ everywhere. In contrast, the surface accretion model results in $|\langle v_{d,r} \rangle_d| < |\langle v_{g,r} \rangle_g|$ at $r \lesssim 50$ au (see the lower left panel of figure 3), indicating that the condition $t_{\text{adv,d}} > t_{\text{adv,g}}$ for dust retention is met in that region. As a further check, the lower right panel of figure 3 confirms that St_{mid} in the surface accretion model fulfills the criterion for dust retention, equation (40), at $r \lesssim 50$ au. At $r \lesssim 10$ au, the gas pressure has a constant radial slope $\partial \ln P / \partial \ln r \approx -2.5$, and hence equation (40) reduces to $\text{St}_{\text{mid}} < 1.2 \alpha_{\text{wind}}$.

Simulations of the streaming instability with and without externally driven turbulence show that strong dust clumping, which leads to planetesimal formation, occurs when the midplane dust-to-gas mass ratio $(\rho_d/\rho_g)_{\text{mid}}$ exceeds $\sim O(1)$ (Gole et al. 2020; Li & Youdin 2021). To examine whether this condition can be achieved in the two disk models considered here, we plot $(\rho_d/\rho_g)_{\text{mid}} = (\Sigma_d/\Sigma_g)/(H_d/H_g)$ from these models as a function of r and t in Figure 4. In both models, $(\rho_d/\rho_g)_{\text{mid}}$ initially increases from 0.01 to ~ 0.03 due to local dust growth and subsequent settling. In the uniform accretion model, no further increase of $(\rho_d/\rho_g)_{\text{mid}}$ occurs because dust and gas accrete at similar speeds ($|\langle v_{d,r} \rangle_d| \approx |\langle v_{g,r} \rangle_g|$), as shown in the lower left panel of figure 2. In contrast, in the surface accretion model, $(\rho_d/\rho_g)_{\text{mid}}$ increases further, exceeding unity at $t \sim 2\text{--}3$ Myr. The region with $(\rho_d/\rho_g)_{\text{mid}} > 1$ extends out to $r \approx 10$ au at its maximum and persists until $t \sim 4$ Myr, after which the grains are lost due to radial drift.

As noted in section 4.4, the assumption $C_{\text{surface}} \approx 0$ made in the surface accretion model is valid as long as $\text{St}_{\text{mid}} > \alpha_{Dz}$. The lower right panel of figure 3 shows that the simulation presented here indeed satisfies this condition.

² Note that the apparent CO gas disk radii are likely much larger than r_c because CO emission is optically thick (Trapman et al. 2019, 2023).

³ At $r \gtrsim 100$ au, radial drift rather than fragmentation limits local dust growth.

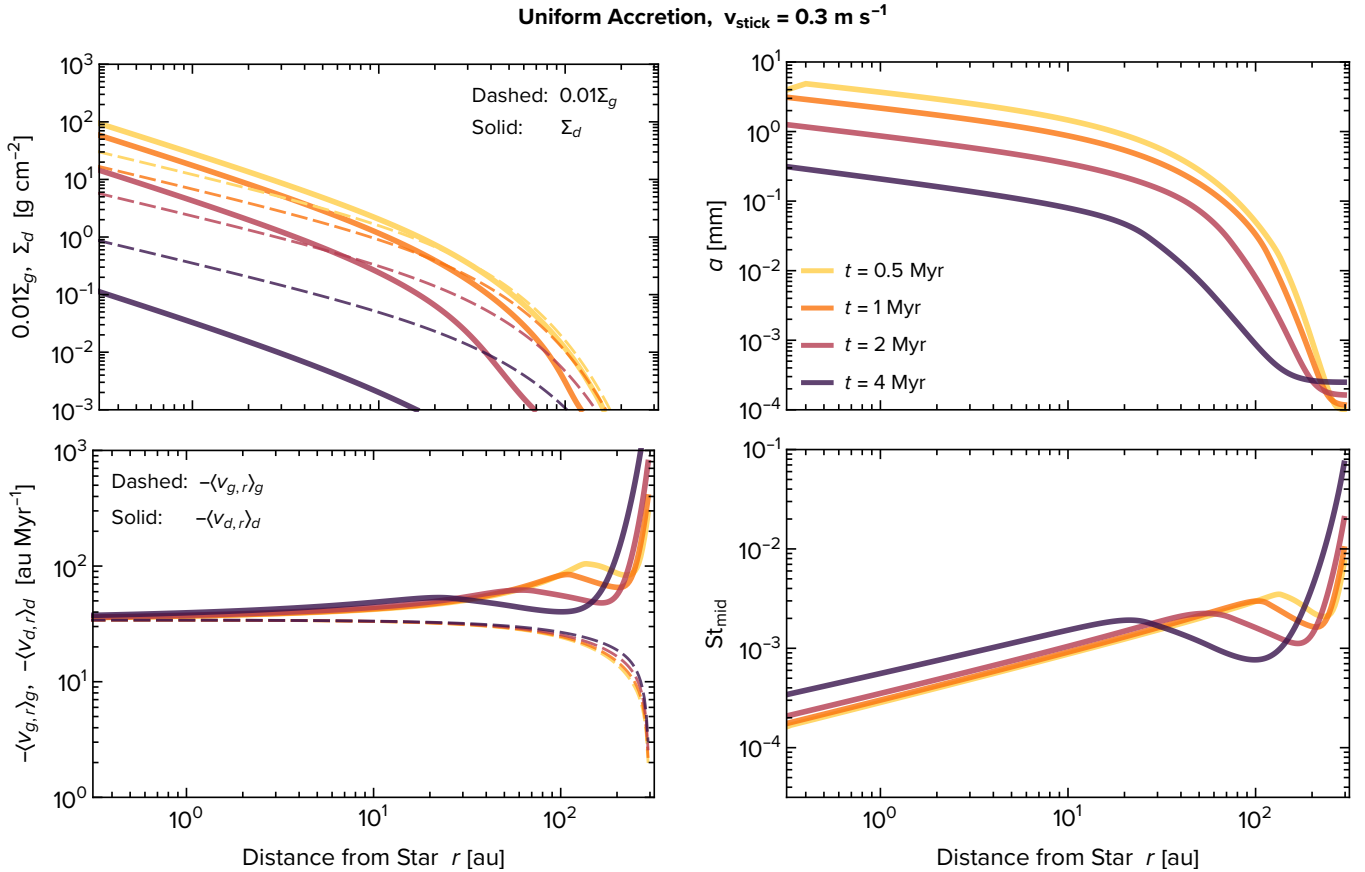


Fig. 2. Gas and dust evolution from the uniform accretion disk model with $v_{\text{stick}} = 0.3 \text{ m s}^{-1}$. The upper and lower left panels show the radial distribution of the surface densities and density-weighted average accretion velocities, respectively, for the gas and dust at different times t . The upper and lower right panels are for the size and midplane Stokes number of the mass-dominating grains.

In the surface accretion model presented here, radial dust diffusion has little effect on dust retention. This is because the radial diffusion timescale $\sim r^2/D_{g,r} \sim (r/H_g)^2/(\alpha_{Dr}\Omega)$ is longer than the local dust advection timescale $t_{\text{adv,d}} \sim r/|2\text{St}_{\text{mid}}\Delta v_{g,\phi,\text{mid}}| \sim (r/H_g)^2/(\text{St}_{\text{mid}}\Omega)$ when $\text{St}_{\text{mid}} > \alpha_{Dr}$. This condition is satisfied in this default model, where $\alpha_{Dr} = \alpha_{Dz}$ and $\text{St}_{\text{mid}} > \alpha_{Dz}$. However, radial dust diffusion can become critical when $\alpha_{Dr} \gg \alpha_{Dz}$, as we show in section 5.3.,

5.2 How small must v_{stick} be for dust retention?

Since St_{frag} scales quadratically with v_{stick} (see equation (42)), the threshold sticking velocity v_{stick} critically affects whether the criterion for dust retention (equation (40)) can be fulfilled. Specifically, the combination of equations (40) and (42) predicts that dust retention requires

$$v_{\text{stick}} \lesssim \sqrt{2\alpha_{\text{turb}}\alpha_{\text{wind}}C_s} \approx 0.6 \left(\frac{\alpha_{\text{turb}}}{3 \times 10^{-4}} \right)^{1/2} \left(\frac{\alpha_{\text{wind}}}{6 \times 10^{-3}} \right)^{1/2} \left(\frac{T}{30 \text{ K}} \right)^{1/2} \text{ m s}^{-1}. \quad (44)$$

To test this prediction, we show in figure 5 the space–time plots of $(\rho_d/\rho_g)_{\text{mid}}$ for surface accretion models with $v_{\text{stick}} = 0.1$ and 1 m s^{-1} . As expected, the degree of dust retention depends critically on v_{stick} . For $v_{\text{stick}} = 0.1 \text{ m s}^{-1}$, $(\rho_d/\rho_g)_{\text{mid}}$ exceeds unity at wider orbits and over longer timescales than for $v_{\text{stick}} = 0.3 \text{ m s}^{-1}$

(see the right panel of figure 4). In contrast, for $v_{\text{stick}} = 1 \text{ m s}^{-1}$, $(\rho_d/\rho_g)_{\text{mid}}$ never exceeds unity within our computational domain ($r > 0.3 \text{ au}$). This result is broadly consistent with equation (44), which requires $v_{\text{stick}} \lesssim 1 \text{ m s}^{-1}$ for dust retention in this domain. We note that the sufficient condition $\text{St}_{\text{mid}} > \alpha_{Dz}$ for $C_{\text{surface}} \approx 0$ is satisfied at $r \gtrsim 1 \text{ au}$ even in the $v_{\text{stick}} = 1 \text{ m s}^{-1}$ model.

Equation (44) indicates that the viability of dust retention also depends on both α_{turb} and α_{wind} . Specifically, a higher α_{wind} allows dust retention with a higher v_{stick} . We demonstrate this in figure 6, where we show the midplane dust-to-gas mass ratio from the surface accretion model with $v_{\text{stick}} = 1 \text{ m s}^{-1}$ and an elevated wind stress parameter of $\alpha_{\text{wind}} = 3 \times 10^{-2}$. In contrast to the default $v_{\text{stick}} = 1 \text{ m s}^{-1}$ model with $\alpha_{\text{wind}} = 6 \times 10^{-3}$ shown in the right panel of figure 5, $(\rho_d/\rho_g)_{\text{mid}}$ in this model exceeds unity, consistent with the prediction from equation (44). The duration of dust retention is shorter than in the default model due to the faster wind-driven accretion and radial drift.

At first glance, equation (44) seems to suggest that dust retention favors larger α_{turb} . This is because stronger turbulence leads to a smaller St_{mid} and, consequently, slower inward drift. However, dust retention does not always favor strong turbulence. As discussed in section 4.4, a significant level of dust retention requires $\alpha_{\text{visc}} < \alpha_{\text{wind}}$ (i.e., surface accretion dominates the vertically integrated gas accretion) in addition to equation (44). Since we assume $\alpha_{\text{visc}} = \alpha_{\text{diff}}$, this additional requirement is equivalent to $\alpha_{\text{turb}} < \alpha_{\text{wind}}$.

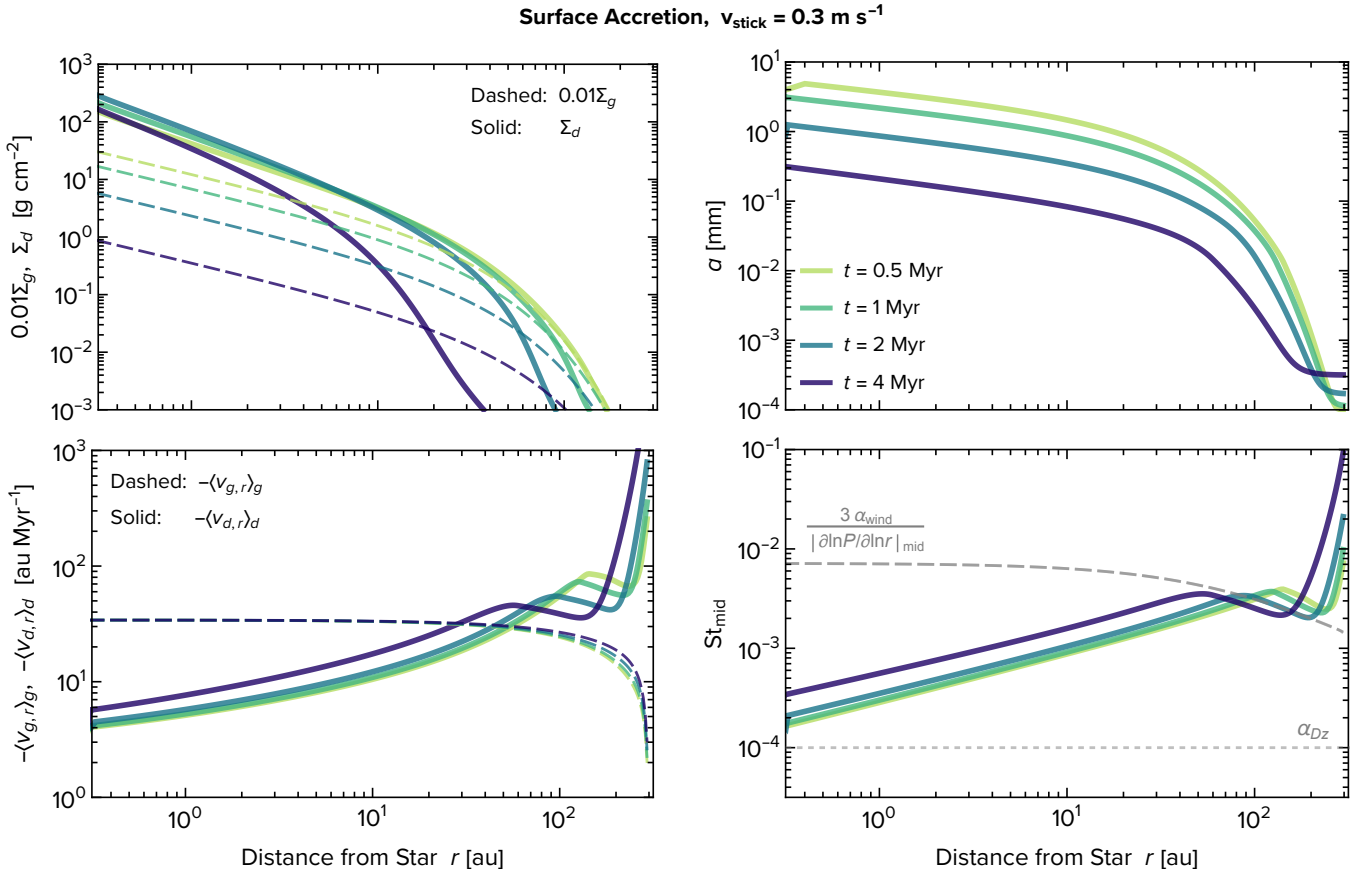


Fig. 3. Same as figure 2, with $v_{\text{stick}} = 0.3 \text{ m s}^{-1}$. In the lower right panel, the gray dashed and dotted lines mark $St_{\text{mid}} = 3\alpha_{\text{wind}}/|\partial \ln P / \partial \ln r|_{\text{mid}}$ and $St_{\text{mid}} = \alpha_{Dz}$ respectively. The pressure gradient slope hardly depends on t , so only the dashed line for $t = 1 \text{ Myr}$ is shown. Dust retention occurs if St_{mid} lies below the dashed line (equation (40)), while the assumption that $C_{\text{surface}} \approx 0$ can be safely justified if St_{mid} lies above the dotted line (see figure 8 in appendix 1).

We note that whether surface accretion leads to dust retention is insensitive to the details of the assumed dust coagulation model. The criterion for dust retention, equation (40), depends only on the Stokes number and is independent of other grain properties⁴. While our model accounts only for coagulation and fragmentation, bouncing can also limit the grain Stokes number (e.g., Güttler et al. 2010; Zsom et al. 2011; Dominik & Dullemond 2024). In any case, dust retention will occur when equation (40) is fulfilled.

5.3 Effects of anisotropic dust diffusion

Here, we study how our simulation results change when we relax the assumption that $\alpha_{Dr} = \alpha_{Dz}$. Hu & Bai (2021) demonstrated that complex midplane flows produced by MHD, combined with turbulent vertical diffusion, can lead to effective radial gas diffusion. For the vertical diffusivity $\alpha_{Dz} = 1 \times 10^{-4}$ adopted in our model, Hu & Bai (2021) found that the effective radial diffusivity α_{Dr} for grains with $St_{\text{mid}} \sim 10^{-4}$ – 10^{-3} can be enhanced to $\sim 10^{-3}$, with the exact value depending on the details of the midplane flow structure (see their figures 5 and 6). Motivated by this, we reran the default surface accretion simulation presented in section 5.1, but with elevated radial dust diffusivities of $\alpha_{Dr} = 10^{-3}$ and 10^{-2} .

The results are presented in figure 7. Overall, we find that enhancing radial diffusivity reduces the efficiency of dust retention. This reduction is caused by the effective inward advection identified in appendix 2, represented by the second term in equation (32)⁵. However, this effect becomes significant only when $\alpha_{Dr} = 10^{-2}$; for $\alpha_{Dr} = 10^{-3}$, the effect is relatively minor, with the midplane dust-to-gas ratio still exceeding unity. We thus conclude that the radial dust mixing in complex midplane MHD flows, as identified by Hu & Bai (2021), would have only a minor effect on the dust retention mechanism proposed in this work.

The opposite situation ($\alpha_{Dr} < \alpha_{Dz}$) can occur when the disk has vertically elongated turbulence driven by the vertical shear instability (e.g., Stoll & Kley 2016). In this case, radial dust diffusion is always negligible ($St_{\text{mid}} > \alpha_{Dr}$; see the last paragraph of Section 5.1) as long as the dust has grown sufficiently to settle below the surface accretion layer ($St_{\text{mid}} > \alpha_{Dz}$; see appendix 1).

6 Summary and discussion

We have explored surface accretion driven by MHD winds as a mechanism for enhancing the dust-to-gas mass ratio in protoplanetary disks. This mechanism depletes gas at the disk surface while

⁴ We ran a test simulation with grains of fixed Stokes number $St_{\text{mid}} = 10^{-3}$ and confirmed that dust retention occurs.

⁵ In contrast, the standard radial diffusion flux $-D_{g,r}\Sigma_g\partial(\Sigma_d/\Sigma_g)/\partial r$ is outward since Σ_d/Σ_g has a negative radial gradient (see the upper left panel of figure 3).

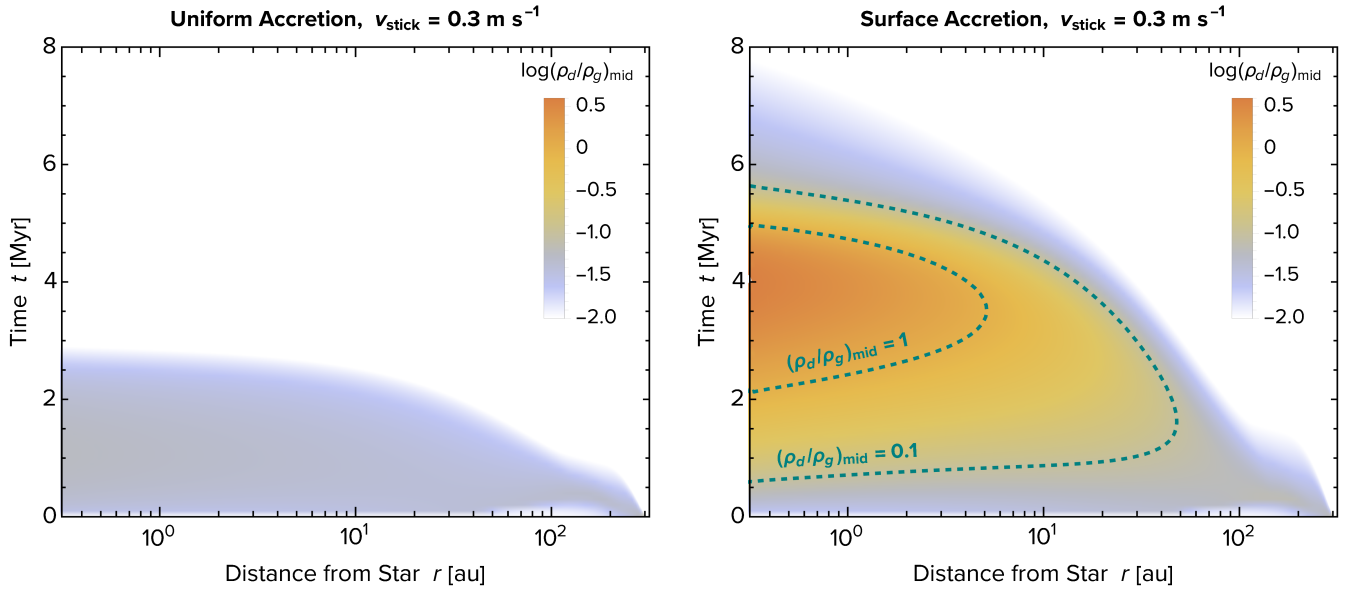


Fig. 4. Midplane dust-to-gas mass ratio $(\rho_d/\rho_g)_{\text{mid}} = (\Sigma_d/\Sigma_g)/(H_d/H_g)$ as a function of orbital radius r and time t from the uniform and surface accretion models (left and right panels, respectively) with $v_{\text{stick}} = 0.3 \text{ m s}^{-1}$.

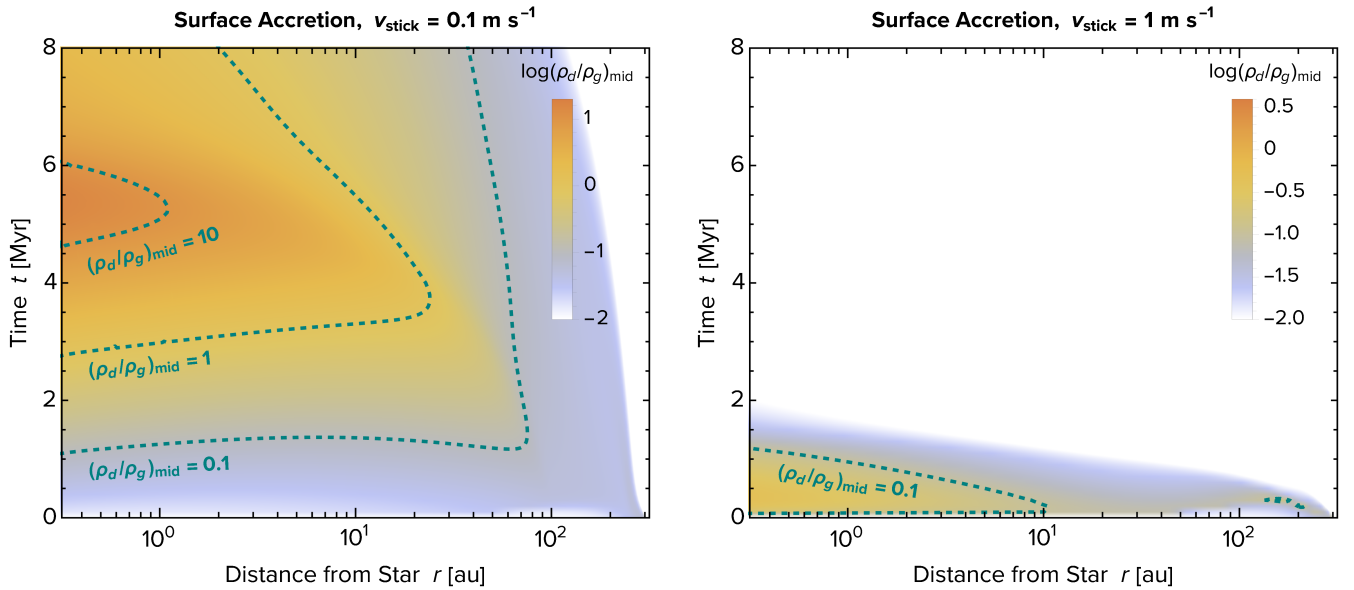


Fig. 5. Same as figure 4, but from the surface accretion models with $v_{\text{stick}} = 0.1$ and 1 m s^{-1} (left and right panels, respectively). Note that the colors in the left and right panels indicate different values.

retaining dust concentrated near the midplane, effectively filtering the dust. This dust retention occurs when the timescale of gas removal is shorter than the timescale of dust radial transport (equation (11)), thus requiring slowly drifting grains. Assuming the balance between collisional coagulation and fragmentation (equation (42)), dust retention favors poorly sticky grains with sticking threshold velocities of $\lesssim 1 \text{ m s}^{-1}$, depending on turbulence strength and wind stress (equation (44)). Our one-dimensional simulations have demonstrated that dust retention can indeed occur and enhance the midplane dust-to-gas mass ratio above unity when the predicted conditions are met (figures 4–6). Thus, dust retention by MHD-driven surface accretion may enable planetesimal formation from poorly sticky grains via the streaming and

gravitational instabilities.

As described in section 1, there are multiple lines of observational evidence suggesting that dust grains in protoplanetary disks are indeed poorly sticky and may therefore drift slowly. However, it remains to be explored whether our model can also explain other observational properties of protoplanetary disks. In a forthcoming paper, we will compare our gas and dust evolution model against disk survey observations to test our dust retention scenario in detail.

Further investigation is needed to assess the implications of our dust retention mechanism for planetesimal formation. For $|\Delta v_{g,\phi,\text{mid}}|/c_s = 0.05$, which approximately applies to the disk models presented in this study (where $|\Delta v_{g,\phi,\text{mid}}|/c_s = 0.02\text{--}0.05$

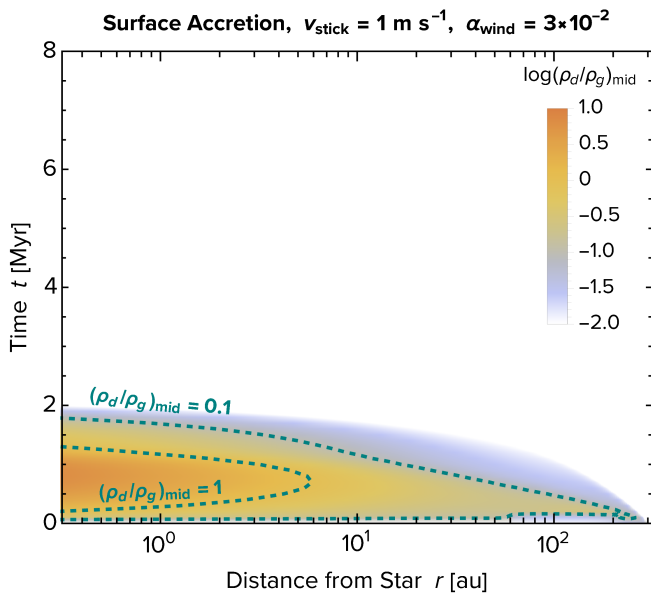


Fig. 6. Same as figure 4, but from the surface accretion model with $v_{\text{stick}} = 1 \text{ m s}^{-1}$ and with an elevated wind stress parameter of $\alpha_{\text{wind}} = 3 \times 10^{-2}$. Note that the colors in this figure and figure 4 indicate slightly different values.

at $r \lesssim 10 \text{ au}$, previous simulations of the streaming instability have confirmed strong clumping of particles with St_{mid} down to 10^{-3} (Yang et al. 2017; Li & Youdin 2021). However, our default surface accretion model with $v_{\text{stick}} = 0.3 \text{ m s}^{-1}$ predicts that the Stokes number of the mass-dominating grains can fall below 10^{-3} in regions where the dust-to-gas mass ratio exceeds unity (see the lower right panel of figure 3). It remains to be explored whether the streaming instability can produce strong clumping of aerodynamically well-coupled grains with $St_{\text{mid}} < 10^{-3}$ and, if so, how large the dust-to-gas ratio needs to be. We encourage future simulations of the streaming instability to explore this direction. On the other hand, we stress that efficient dust retention of $St \sim 10^{-3}$ particles is possible if strong wind-driven accretion with $\alpha_{\text{wind}} > 10^{-3}$ is present. In fact, in our surface accretion model with $v_{\text{stick}} = 1 \text{ m s}^{-1}$ and $\alpha_{\text{wind}} = 2 \times 10^{-3}$ presented in section 5.2, St_{mid} exceeds 10^{-3} (see equation (42)), yet the midplane dust-to-gas ratio still exceeds unity. Moreover, once the dust density exceeds the gas density, aerodynamical feedback from dust to gas, which was neglected in this study, may promote dust retention in a runaway fashion (Drażkowska et al. 2016; Ida & Guillot 2016; Hyodo et al. 2021), potentially resulting in the gravitational collapse of the dust overdensity. Our future modeling will include this feedback effect to assess the viability of planetesimal formation via the dust retention mechanism. We also plan to combine our gas–dust evolution model with linear stability analysis of the streaming instability (e.g., Youdin & Goodman 2005) to semi-analytically predict the growth rate of the streaming instability in surface-accreting disks.

Finally, we emphasize that the primary objective of this paper was to introduce the basic concept of dust retention in surface-accreting disks, not to present a gas and dust evolution model that accounts for the detailed vertical structures of MHD-driven accretion flows. For this purpose, we have employed a relatively simple disk model, assuming a surface accretion flow driven by MHD wind stresses along with a vertically uniform flow driven by vis-

cosity. However, our simple model already predicts that the gas accretion velocity at the midplane, where settled dust resides, is a critical factor for dust retention. Existing global non-ideal MHD simulations (e.g., Bai 2016; Lesur 2021; Iwasaki et al. 2024) suggest that whether a strong accretion flow occurs at the surface or the midplane depends on the vertical ionization profile of the disk, and on the polarity of the global poloidal magnetic field when the Hall effect is significant (Bai 2016). Constructing an MHD-based model to predict the vertical flow structure as a function of the ionization profile, magnetic field strength, and magnetic field polarity is beyond the scope of this work but is worth pursuing in future work.

Acknowledgments

The author thanks Takahiro Ueda, Shoji Mori, Masahiro Ikoma, Kazumasa Ohno, Ryosuke Tominaga, and Yuya Fukuhara for useful discussions, and the anonymous referee for constructive comments.

Funding

This work was supported by JSPS KAKENHI Grant Numbers JP19K03926, JP20H00182, JP20H01948, JP23H01227, and JP23K25923.

References

- Adachi, I., Hayashi, C., & Nakazawa, K. 1976, *Progress of Theoretical Physics*, 56, 1756
- Arakawa, S., & Krijt, S. 2021, *ApJ*, 910, 130
- Bai, X.-N. 2013, *ApJ*, 772, 96
- . 2016, *ApJ*, 821, 80
- . 2017, *ApJ*, 845, 75
- Bai, X.-N., & Stone, J. M. 2013, *ApJ*, 769, 76
- Barge, P., & Sommeria, J. 1995, *A&A*, 295, L1
- Béthune, W., Lesur, G., & Ferreira, J. 2017, *A&A*, 600, A75
- Birnstiel, T., Dullemond, C. P., & Brauer, F. 2009, *A&A*, 503, L5
- . 2010, *A&A*, 513, A79
- Birnstiel, T., Klahr, H., & Ercolano, B. 2012, *A&A*, 539, A148
- Blandford, R. D., & Payne, D. G. 1982, *MNRAS*, 199, 883
- Calvet, N., Patino, A., Magris, G. C., & D’Alessio, P. 1991, *ApJ*, 380, 617
- Carrera, D., Gorti, U., Johansen, A., & Davies, M. B. 2017, *ApJ*, 839, 16
- Carrera, D., Johansen, A., & Davies, M. B. 2015, *A&A*, 579, A43
- Chiang, E. I., & Goldreich, P. 1997, *ApJ*, 490, 368
- Chung, C.-Y., Andrews, S. M., Gurwell, M. A., et al. 2024, *ApJS*, 273, 29
- Cui, C., & Bai, X.-N. 2021, *MNRAS*, 507, 1106
- Dipierro, G., & Laibe, G. 2017, *MNRAS*, 469, 1932
- Dominik, C., & Dullemond, C. P. 2024, *A&A*, 682, A144
- Dominik, C., & Tielens, A. G. G. M. 1997, *ApJ*, 480, 647
- Drażkowska, J., Alibert, Y., & Moore, B. 2016, *A&A*, 594, A105
- Dubrulle, B., Morfill, G., & Sterzik, M. 1995, *Icarus*, 114, 237
- Ercolano, B., Jennings, J., Rosotti, G., & Birnstiel, T. 2017, *MNRAS*, 472, 4117
- Fritscher, M., & Teiser, J. 2021, *ApJ*, 923, 134
- Fromang, S., & Papaloizou, J. 2006, *A&A*, 452, 751
- Fukuhara, Y., Okuzumi, S., & Ono, T. 2021, *ApJ*, 914, 132
- Goldreich, P., & Ward, W. R. 1973, *ApJ*, 183, 1051
- Gole, D. A., Simon, J. B., Li, R., Youdin, A. N., & Armitage, P. J. 2020, *ApJ*, 904, 132
- Gorti, U., Hollenbach, D., & Dullemond, C. P. 2015, *ApJ*, 804, 29
- Gressel, O., Turner, N. J., Nelson, R. P., & McNally, C. P. 2015, *ApJ*, 801, 84
- Gundlach, B., & Blum, J. 2015, *ApJ*, 798, 34

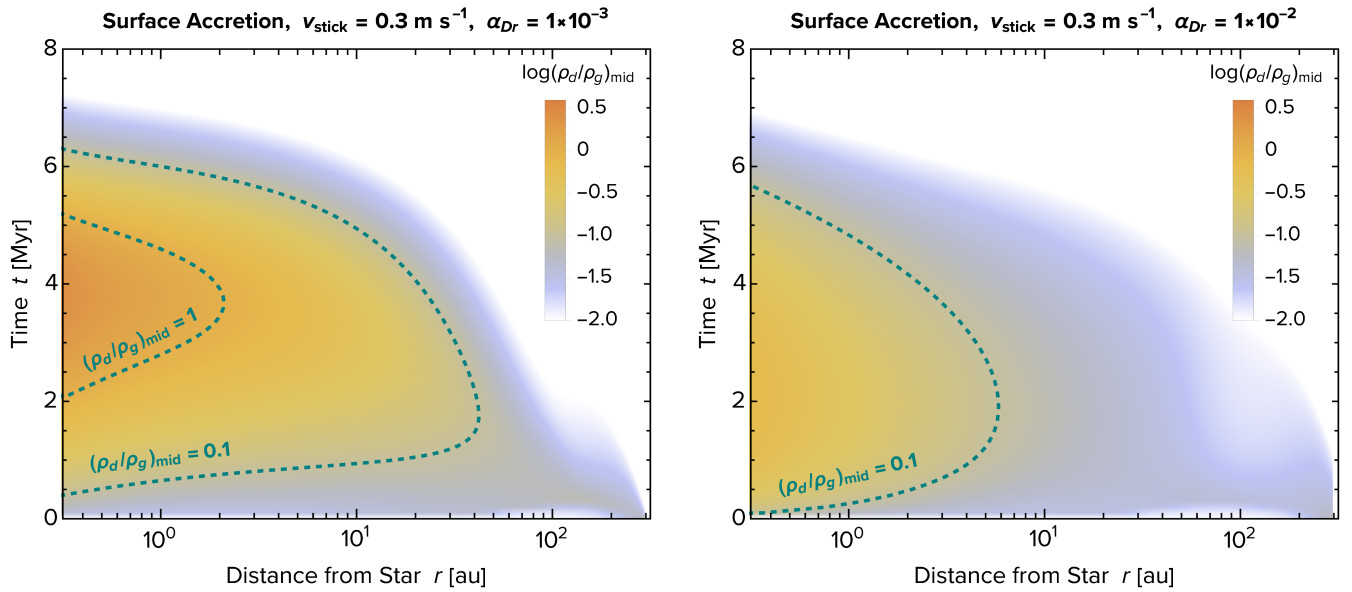


Fig. 7. Same as figure 4, but from the surface accretion models with elevated radial diffusivities of $\alpha_{Dr} = 10^{-3}$ and 10^{-2} (left and right panels, respectively).

- Gundlach, B., Schmidt, K. P., Kreuzig, C., et al. 2018, MNRAS, 479, 1273
 Güttler, C., Blum, J., Zsom, A., Ormel, C. W., & Dullemond, C. P. 2010, A&A, 513, A56
 Haghighipour, N., & Boss, A. P. 2003, ApJ, 583, 996
 Hendler, N., Pascucci, I., Pinilla, P., et al. 2020, ApJ, 895, 126
 Hu, Z., & Bai, X.-N. 2021, MNRAS, 503, 162
 Hull, C. L. H., Yang, H., Li, Z.-Y., et al. 2018, ApJ, 860, 82
 Hyodo, R., Ida, S., & Guillot, T. 2021, A&A, 645, L9
 Ida, S., & Guillot, T. 2016, A&A, 596, L3
 Iwasaki, K., Tomida, K., Takasao, S., Okuzumi, S., & Suzuki, T. K. 2024, PASJ, 76, 616
 Jiang, H., Macías, E., Guerra-Alvarado, O. M., & Carrasco-González, C. 2024, A&A, 682, A32
 Johansen, A., Blum, J., Tanaka, H., et al. 2014, in Protostars and Planets VI, ed. H. Beuther, R. S. Klessen, C. P. Dullemond, & T. Henning, 547–570
 Johansen, A., & Youdin, A. 2007, ApJ, 662, 627
 Kanagawa, K. D., Ueda, T., Muto, T., & Okuzumi, S. 2017, ApJ, 844, 142
 Kataoka, A., Tanaka, H., Okuzumi, S., & Wada, K. 2013, A&A, 557, L4
 Kataoka, A., Muto, T., Momose, M., et al. 2015, ApJ, 809, 78
 Kondo, K., Okuzumi, S., & Mori, S. 2023, ApJ, 949, 119
 Kretke, K. A., Lin, D. N. C., Garaud, P., & Turner, N. J. 2009, ApJ, 690, 407
 Lee, E. J. 2024, ApJL, 970, L15
 Lesur, G. R. J. 2021, A&A, 650, A35
 Li, R., & Youdin, A. N. 2021, ApJ, 919, 107
 Liu, H. B. 2019, ApJ, 877, L22
 Lynden-Bell, D., & Pringle, J. E. 1974, MNRAS, 168, 603
 Miotello, A., Kamp, I., Birnstiel, T., Cleeves, L. C., & Kataoka, A. 2023, in Astronomical Society of the Pacific Conference Series, Vol. 534, Protostars and Planets VII, ed. S. Inutsuka, Y. Aikawa, T. Muto, K. Tomida, & M. Tamura, 501
 Mori, S., Okuzumi, S., Kunitomo, M., & Bai, X.-N. 2021, ApJ, 916, 72
 Musiolik, G., Teiser, J., Jankowski, T., & Wurm, G. 2016a, ApJ, 818, 16
 —. 2016b, ApJ, 827, 63
 Musiolik, G., & Wurm, G. 2019, ApJ, 873, 58
 Nakagawa, Y., Nakazawa, K., & Hayashi, C. 1981, Icarus, 45, 517
 Nakagawa, Y., Sekiya, M., & Hayashi, C. 1986, Icarus, 67, 375
 Okuzumi, S., & Hirose, S. 2011, ApJ, 742, 65
 —. 2012, ApJL, 753, L8
 Okuzumi, S., Momose, M., Sirono, S.-i., Kobayashi, H., & Tanaka, H. 2016, ApJ, 821, 82
 Okuzumi, S., Tanaka, H., Kobayashi, H., & Wada, K. 2012, ApJ, 752, 106
 Okuzumi, S., & Tazaki, R. 2019, ApJ, 878, 132
 Okuzumi, S., Ueda, T., & Turner, N. J. 2022, PASJ, 74, 828
 Ormel, C. W., & Spaans, M. 2008, ApJ, 684, 1291
 Pinilla, P., Birnstiel, T., Ricci, L., et al. 2012, A&A, 538, A114
 Riols, A., Lesur, G., & Menard, F. 2020, A&A, 639, A95
 Rosotti, G. P. 2023, NewAR, 96, 101674
 Sato, T., Okuzumi, S., & Ida, S. 2016, A&A, 589, A15
 Sekiya, M. 1998, Icarus, 133, 298
 Sekiya, M., & Onishi, I. K. 2018, ApJ, 860, 140
 Shakura, N. I., & Sunyaev, R. A. 1973, A&A, 24, 337
 Stephens, I. W., Yang, H., Li, Z.-Y., et al. 2017, ApJ, 851, 55
 Stephens, I. W., Lin, Z.-Y. D., Fernández-López, M., et al. 2023, Nature, 623, 705
 Stoll, M. H. R., & Kley, W. 2016, A&A, 594, A57
 Suriano, S. S., Li, Z.-Y., Krasnopolsky, R., & Shang, H. 2018, MNRAS, 477, 1239
 Suriano, S. S., Li, Z.-Y., Krasnopolsky, R., Suzuki, T. K., & Shang, H. 2019, MNRAS, 484, 107
 Suzuki, T. K., Muto, T., & Inutsuka, S. 2010, ApJ, 718, 1289
 Tabone, B., Rosotti, G. P., Cridland, A. J., Armitage, P. J., & Lodato, G. 2022, MNRAS, 512, 2290
 Takahashi, S. Z., & Inutsuka, S.-i. 2014, ApJ, 794, 55
 Takeuchi, T., & Lin, D. N. C. 2002, ApJ, 581, 1344
 Testi, L., Natta, A., Manara, C. F., et al. 2022, A&A, 663, A98
 Tominaga, R. T., Takahashi, S. Z., & Inutsuka, S.-i. 2020, ApJ, 900, 182
 Trapman, L., Facchini, S., Hogerheijde, M. R., van Dishoeck, E. F., & Bruderer, S. 2019, A&A, 629, A79
 Trapman, L., Rosotti, G., Zhang, K., & Tabone, B. 2023, ApJ, 954, 41
 Trapman, L., Tabone, B., Rosotti, G., & Zhang, K. 2022, ApJ, 926, 61
 Ueda, T., Kataoka, A., & Tsukagoshi, T. 2020, ApJ, 893, 125
 Ueda, T., Kataoka, A., Zhang, S., et al. 2021, ApJ, 913, 117
 Ueda, T., Tazaki, R., Okuzumi, S., Flock, M., & Sudarshan, P. 2024, Nature Astronomy, 8, 1148
 Wada, K., Tanaka, H., Okuzumi, S., et al. 2013, A&A, 559, A62
 Wada, K., Tanaka, H., Suyama, T., Kimura, H., & Yamamoto, T. 2009, ApJ, 702, 1490
 Weidenschilling, S. J. 1977, MNRAS, 180, 57
 —. 1980, Icarus, 44, 172
 Whipple, F. L. 1972, in From Plasma to Planet, ed. A. Elvius (New York: Wiley), 211
 Yang, C.-C., Johansen, A., & Carrera, D. 2017, A&A, 606, A80

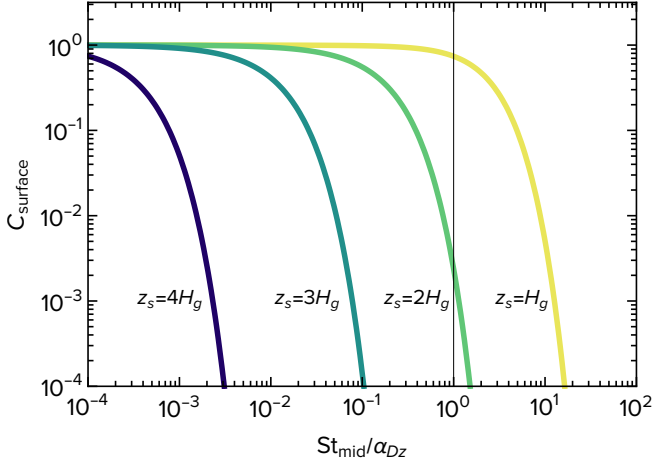


Fig. 8. Dimensionless efficiency C_{surface} of dust transport by a localized surface gas flow (equation (A3)) as a function of $St_{\text{mid}}/\alpha_{Dz}$ for different values of the flow height z_s above the midplane.

Yang, H., Li, Z.-Y., Looney, L., & Stephens, I. 2016, *MNRAS*, 456, 2794
 Youdin, A. N. 2011, *ApJ*, 731, 99
 Youdin, A. N., & Goodman, J. 2005, *ApJ*, 620, 459
 Youdin, A. N., & Lithwick, Y. 2007, *Icarus*, 192, 588
 Youdin, A. N., & Shu, F. H. 2002, *ApJ*, 580, 494
 Zhu, Z., Zhang, S., Jiang, Y.-F., et al. 2019, *ApJ*, 877, L18
 Zsom, A., Ormel, C. W., Dullemond, C. P., & Henning, T. 2011, *A&A*, 534, A73

Appendix 1 Efficiency of dust transport by a localized surface accretion low

In this study, we have assumed that the surface accretion flow does not transport settled dust. Here, we validate this assumption by explicitly considering an accretion flow localized at height $z = z_s$.

We model the localized flow as

$$v_{g,r}(z) = \frac{\langle v_{g,r} \rangle_g \Sigma_g}{\rho_g(z_s)} \delta(z - z_s), \quad (\text{A1})$$

where $\delta(z - z_s)$ is the delta function peaked at $z = z_s$. The prefactor $\langle v_{g,r} \rangle_g \Sigma_g / \rho_g(z_s)$ guarantees that the definition $\langle v_{g,r} \rangle_g \equiv (1/\Sigma_g) \int v_{g,r}(z) \rho_g(z) dz$ (see equation (3)) is satisfied. Using equation (A1), the co-accretion velocity (the first term on the right-hand side of equation (8)) reduces to equation (14), with C_{surface} given by equation (15).

To proceed further, we assume a balance between dust settling and vertically uniform turbulent diffusion. We also assume that the grains obey Epstein's drag law, $t_{\text{stop}}(z) \propto 1/\rho_g(z)$. Using $\rho_g \propto \exp[-z^2/(2H_g^2)]$, the equilibrium vertical dust distribution approximates to (Takeuchi & Lin 2002; Fukuhara et al. 2021)

$$\begin{aligned} \rho_d(z) &\approx \frac{\Sigma_d}{\sqrt{2\pi}H_d} \exp\left[-\frac{z^2}{2H_g^2} - \frac{St_{\text{mid}}}{\alpha_{Dz}} \left(\exp\frac{z^2}{2H_g^2} - 1\right)\right] \\ &= \frac{\Sigma_d}{\sqrt{2\pi}H_d} \exp\left[-\frac{z^2}{2H_g^2} - \frac{St(z) - St_{\text{mid}}}{\alpha_{Dz}}\right], \end{aligned} \quad (\text{A2})$$

with H_d given by equation (29). Here, $St(z) \equiv St_{\text{mid}} \exp[z^2/(2H_g^2)]$ is the Stokes number at height z . At $z \lesssim H_g$, equation (A2) approximates to equation (28) used in the main text.

The exponential factor $\exp[-St(z)/\alpha_{Dz}]$ in equation (A2) indicates that grains are heavily depleted at heights z where $St(z) \gg \alpha_{Dz}$. Therefore, we expect that C_{surface} should vanish if $St(z_s) \gg \alpha_{Dz}$. In fact, inserting equations (19) and (A2) into equation (15) yields

$$C_{\text{surface}} \approx \frac{H_g}{H_d} \exp\left[-\frac{St(z_s) - St_{\text{mid}}}{\alpha_{Dz}}\right], \quad (\text{A3})$$

which confirms that C_{surface} decreases exponentially with increasing $St(z_s)/\alpha_{Dz}$. Figure 8 plots C_{surface} as a function of $St_{\text{mid}}/\alpha_{Dz}$ for different values of z_s . For $z_s = 2H_g$ and $4H_g$, C_{surface} falls below 0.1 at $St_{\text{mid}}/\alpha_{Dz} \gtrsim 0.3$ and 10^{-3} , respectively. Therefore, MHD wind-driven accretion flows localized at $z \sim 2-4H_g$ (see the references in section 2) would not efficiently transport grains with $St_{\text{mid}} > \alpha_{Dz}$.

Appendix 2 Vertical integration of the radial diffusion term for constant $D_{d,r}$

Here, we perform the vertical integration of the radial diffusion term in equation (5) for the special case of vertically constant radial diffusion coefficient $D_{d,r}$. As shown in equation (6), the vertically integrated diffusion term can be written as $-\Sigma_g D_{d,r} \langle (\rho_d/\rho_g)' \rangle_g$, where the prime ' denotes a radial partial derivative. To evaluate $\langle (\rho_d/\rho_g)' \rangle_g$ analytically, we assume the Gaussian vertical distributions of gas and dust already used in the main text (equations (19) and (28)).

We begin by explicitly writing down the vertically integrated diffusion term,

$$\begin{aligned} &-D_{d,r} \Sigma_g \left\langle \left(\frac{\rho_d}{\rho_g} \right)' \right\rangle_g \\ &= -\frac{D_{d,r} \Sigma_g}{\sqrt{2\pi}H_g} \int e^{-z^2/(2H_g^2)} \left(\frac{\Sigma_d}{\Sigma_g} \frac{H_g}{H_d} e^{-z^2/(2H_{dg}^2)} \right)' dz, \quad (\text{A4}) \end{aligned}$$

where $H_{dg} \equiv (H_d^{-2} - H_g^{-2})^{-1/2}$ is the scale height for the dust-to-gas ratio $\rho_d(z)/\rho_g(z)$. We expand the integrand as

$$\begin{aligned} &e^{-z^2/(2H_g^2)} \left(\frac{\Sigma_d}{\Sigma_g} \frac{H_g}{H_d} e^{-z^2/(2H_{dg}^2)} \right)' \\ &= e^{-z^2/(2H_d^2)} \left[\frac{H_g}{H_d} \left(\frac{\Sigma_d}{\Sigma_g} \right)' + \frac{\Sigma_d}{\Sigma_g} \left(\frac{H_g}{H_d} \right)' + \frac{z^2}{H_{dg}^3} \frac{\Sigma_d}{\Sigma_g} \frac{H_g}{H_d} H_{dg}' \right]. \end{aligned} \quad (\text{A5})$$

Performing vertical integration, we have

$$\begin{aligned} &\frac{1}{\sqrt{2\pi}} \int e^{-z^2/(2H_g^2)} \left(\frac{\Sigma_d}{\Sigma_g} \frac{H_g}{H_d} e^{-z^2/(2H_{dg}^2)} \right)' dz \\ &= H_d \left[\frac{H_g}{H_d} \left(\frac{\Sigma_d}{\Sigma_g} \right)' + \frac{\Sigma_d}{\Sigma_g} \left(\frac{H_g}{H_d} \right)' + \frac{H_d^2}{H_{dg}^3} \frac{\Sigma_d}{\Sigma_g} \frac{H_g}{H_d} H_{dg}' \right] \\ &= H_g \left[\left(\frac{\Sigma_d}{\Sigma_g} \right)' + \frac{\Sigma_d}{\Sigma_g} \left(\frac{H_g'}{H_g} - \frac{H_d'}{H_d} + \frac{H_d^2}{H_{dg}^3} H_{dg}' \right) \right] \\ &= H_g \left[\left(\frac{\Sigma_d}{\Sigma_g} \right)' + \frac{\Sigma_d}{\Sigma_g} \left(1 - \left(\frac{H_d}{H_g} \right)^2 \right) (\ln H_g)' \right]. \end{aligned} \quad (\text{A6})$$

Hence, we obtain the final result

$$\begin{aligned} -D_{d,r} \Sigma_g \left\langle \left(\frac{\rho_d}{\rho_g} \right)' \right\rangle_g &= -D_{d,r} \Sigma_g \left(\frac{\Sigma_d}{\Sigma_g} \right)' \\ &\quad - D_{d,r} \left(1 - \left(\frac{H_d}{H_g} \right)^2 \right) (\ln H_g)' \Sigma_d. \end{aligned} \quad (\text{A7})$$

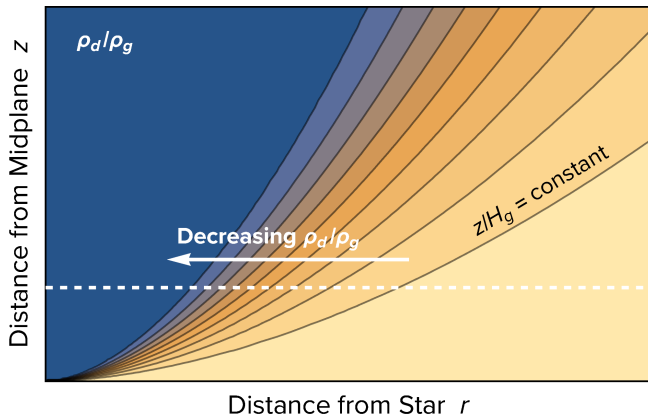


Fig. 9. Schematic illustration showing how a vertically stratified dust-to-gas density ratio ρ_d/ρ_g produces a radial dust diffusion flux even when the surface density ratio Σ_d/Σ_g is radially constant. Shown are isolines of ρ_d/ρ_g in the r - z plane for a disk with radially constant Σ_d/Σ_g and $H_d/H_g (< 1)$ but radially increasing H_g . Above the midplane (dashed line), ρ_d/ρ_g decreases with decreasing r , yielding a dust diffusion flux toward the central star.

On the right-hand side of equation (A7), the first term represents the radial diffusion term for Σ_d , which is commonly adopted in the literature. Our new discovery here is the second term. This term vanishes when $H_d = H_g$, but remains otherwise. If Σ_d/Σ_g and H_g vary over a length scale of $\sim r$, and if $H_d \ll H_g$, then the second term is comparable in the magnitude to the first term. Importantly, the second term is proportional to Σ_d , indicating that it behaves as an *advection* term. The corresponding advection velocity is $-D_{d,r}(1 - (H_d/H_g)^2)(\ln H_g)'$. Typically, $(\ln H_g)'$ is positive, and hence this advection velocity is negative, transporting dust inward.

This apparent advection term arises because, even when Σ_d/Σ_g is radially constant, ρ_d/ρ_g still has a positive radial gradient if H_g increases with r and if ρ_d/ρ_g is vertically stratified ($H_d < H_g$). This can be understood by drawing isolines of ρ_d/ρ_g in the r - z plane for the special case of radially constant Σ_d/Σ_g and H_d/H_g but radially increasing H_g (figure 9). In this case, the isolines align with lines of constant $z/H_g(r)$. At the midplane, ρ_d/ρ_g is radially constant, yielding no radial diffusion flux. However, above the midplane, the heights of all isolines increase with r , indicating that ρ_d/ρ_g has a nonzero radial gradient. Since ρ_d/ρ_g above the midplane decreases toward the central star, the radial diffusion flux there is inward.