

Entropy and type-token ratio in gigaword corpora

Pablo Rosillo-Rodes,^{1,*} Maxi San Miguel,¹ and David Sánchez¹

¹*Institute for Cross-Disciplinary Physics and Complex Systems IFISC (UIB-CSIC),
Campus Universitat de les Illes Balears, E-07122 Palma de Mallorca, Spain*

(Dated: November 18, 2024)

Lexical diversity measures the vocabulary variation in texts. While its utility is evident for analyses in language change and applied linguistics, it is not yet clear how to operationalize this concept in a unique way. We here investigate entropy and text-token ratio, two widely employed metrics for lexical diversities, in six massive linguistic datasets in English, Spanish, and Turkish, consisting of books, news articles, and tweets. These gigaword corpora correspond to languages with distinct morphological features and differ in registers and genres, thus constituting a diverse testbed for a quantitative approach to lexical diversity. Strikingly, we find a functional relation between entropy and text-token ratio that holds across the corpora under consideration. Further, in the limit of large vocabularies we find an analytical expression that sheds light on the origin of this relation and its connection with both Zipf and Heaps laws. Our results then contribute to the theoretical understanding of text structure and offer practical implications for fields like natural language processing.

I. INTRODUCTION

Entropy and type-token ratio (*TTR*) are useful metrics for evaluating the richness of lexical variation in writing. The *TTR* simply measures the proportion of unique words (types) to the total number of words (tokens) in a given text [1, 2], serving as a rough indicator of lexical diversity [3–6]. The *TTR* has been originally leveraged in the study of children vocabulary [2, 7] or illnesses which affect linguistic capabilities [8]. However, the notion of *TTR* is problematic given its dependence on text length. As a consequence, its usefulness reduces when comparing two samples with differing token numbers. Efforts have been made to propose alternatives that show text length independence and are valid for both written and spoken corpora of different registers [9].

In contrast, entropy takes into account the distribution of these words in terms of their occurrence frequencies, capturing both the diversity of lexical items and also how uniformly they are used. As such, understanding the word entropy of texts [10] offers valuable insights into the complexity and unpredictability of language [11]. Originally proposed within information theory [12, 13], in the context of language higher entropy suggests more unpredictability in word choices, which can reveal underlying structures of language use and cognitive processing. Texts with high entropy exhibit greater diversity in word usage, reflecting more complex linguistic structures. Specifically, this measure and related operationalizations have been applied in a broad range of linguistic studies, including differentiation between translated and original documents [14], the study of ambiguity in different legal systems [15], quantification of language change [16], identification of stopwords [17], or observation of change in literary preference [18], among others.

Hence, entropy and *TTR* would address lexical diversity from two different, seemingly independent perspectives. Nonetheless, the production of natural language texts are constrained by statistical laws [19]. These empirical rules highlight patterns that occur in word frequency and vocabulary growth across languages. On the one hand, Zipf law [20] states that a few words are used very frequently, while most are rare. On the other hand, Heaps law [21, 22] dictates that the number of types in a text increases more slowly (sublinearly) than its total number of tokens. These laws, among others [23], help linguists and computational scientists model language, offering insights into communication efficiency and the structure of human language systems. Below, we provide evidence that there exists a functional relation between entropy and type-token ratio. It follows that these diversity measures are not fully independent from each other, and we understand their dependence making use of Zipf and Heaps laws.

Quite generally, Zipf and Heaps laws are closely related to the concept of diversity in text analysis. Zipf law, by highlighting the unequal distribution of word frequencies, influences the predictability of words in a text. As mentioned above, this distribution plays a key role in calculating the entropy of natural language texts, where frequent words reduce unpredictability and rarer words increase it. Similarly, Heaps law, which describes vocabulary growth, directly affects the lexical diversity of a text as calculated from the *TTR* definition.

Our work discusses two main findings. First, we uncover an empirical relation between the entropy and the type-token ratio based on our analysis of six gigaword corpora. This contribution is significantly noteworthy since the *TTR* has typically been computed in texts containing around 10^5 tokens [4, 6], much smaller than our datasets. While understanding the interplay between the two diversity measures remains a complicated task, the aforementioned relation is consistently found across the studied massive corpora. Second, to gain insight about

* prosillo@ifisc.uib-csic.es

this correlated behaviour of the entropy and the type-token ratio, we fit an analytical expression for the word entropy to the corpus data. This expression is based on the validity of Zipf law and holds for large vocabularies. Using Heaps law, we express the word entropy in terms of the type-token ratio and fit it to the six massive corpora, finding an excellent agreement with the numerical results. The agreement is observed for languages of different morphological types and sources of distinct genres and registers or styles. This is particularly relevant since it suggests that the entropy- TTR relation is robust against how language users vary their word choices, at least in large corpora. Our findings would then be valuable in optimizing performance and efficiency across various tasks and applications of natural language processing (NLP) and machine learning including quantifying information content, evaluating large language models and enhancing data compression.

The remaining of the manuscript is structured as follows. In Section II, we describe the corpora used and analyze their corresponding Zipf and Heaps laws. In Section III we derive an analytical expression for the entropy of large vocabularies and fit this formula to the different datasets, obtaining good results. In Section IV we investigate the type-token ratio in the various corpora using the Heaps law. We combine both diversity metrics in Section V, where we discuss the functional relation that connects H and TTR and its agreement with the empirical results. Finally, Section VI contains our conclusions and suggestions for further work.

II. DATA

In this study, we utilize six large-scale text corpora, each containing over one billion words. The corpora are drawn from three primary sources: books, online news articles, and Twitter. The languages represented in these corpora are English, Spanish, and Turkish, selected to reflect varying degrees of isolation and agglutination, which influence the morphological structure of their vocabularies. This is important since lexical items are differently formed in the three languages. English, despite being a fusional language, shows features of isolating languages, where each word typically consists of a single morpheme. Spanish comparatively uses more inflectional structures that convey multiple morphosyntactic traits. Finally, Turkish is considered as an agglutinative language with a high number of morphemes per word. Therefore, these languages lie in different positions within the morphological classification continuum [24]. Obviously, this selection is not comprehensive but is representative and sufficient for the purposes of our work.

Since there exist subtleties in the definition of word [25], we hereafter apply a pragmatic approach and consider word as every linguistic unit that appears in our corpora between spaces or punctuation marks. This orthographic identification facilitates word counting and is

the preferred criterion in commonly used NLP tokenizers [26].

The preprocessing criteria of the documents forming the corpora follow those established by Gerlach et al. [27], including tokenization, removal of punctuation and numbers, conversion to lowercase, and preservation of accents. Below is a brief overview of each corpus, as summarized in Table I.

The first corpus, the Standardized Project Gutenberg Corpus (SPGC), introduced by Gerlach et al. [27], consists of over 5×10^4 curated books from Project Gutenberg [28]. SPGC has been widely used in quantitative linguistics research [29], from the study of changes in the use of vernacular biological names [30] and understanding large-language models [31], to measuring the similarity of texts [32] and studying statistical laws in natural language [19, 33]. For our analysis, we select books from the SPGC written in English, excluding dictionaries and glossaries, resulting in a sample of 41418 books. This subset contains 2620190214 tokens and 3144125 types, of which 1327534 (40%) are hapax legomena.

The second corpus is part of the Corpus del Español (SPA) compiled by Mark Davies, constituting a large collection of texts from web pages of 21 Spanish-speaking countries, gathered between 2013 and 2014. After preprocessing, this corpus comprises 1887720265 tokens and 3699411 types, of which 1900485 (51%) are hapax legomena. The SPA corpus is part of the entire corpus of Spanish by Mark Davies [34] widely used in quantitative linguistics of Spanish, from multi-dimensional analysis of register variation [35] to comparisons between corpora and live expositions to certain language forms [36].

The third corpus, the Turkish subcorpus of CC100 (TRCC100), is a collection of web crawl data from Common Crawl [37] in Turkish compiled by Facebook AI team using CCNet [38, 39]. After preprocessing, this corpus counts with 2640929269 tokens and 9804688 types, and 5159681 hapax legomena (53% of the types).

The following three corpora are compilations of geolocalized posts from the microblogging website Twitter (now X) [40] retrieved from the filtered stream endpoint of the Twitter API. The use of tweet datasets as quantitative linguistic corpora has garnered significant interest for exploring lexical variation and entropy measurement applications in language studies. Twitter provides real-time, informal language data that reflects contemporary linguistic trends and variations [41–50]. Recent studies have applied entropy measures to quantify the unpredictability and information content within tweet corpora, allowing for user classification [51], tweet veracity determination [52], and sentiment analysis for stock market predictions [53].

The language of the tweets is automatically checked using Google CLD2 [54], by setting the threshold in 95%. This means that the tweets whose content in the chosen language is not above the threshold are discarded. We build the fourth corpus with 2.27×10^8 tweets in English (TwEN) from 2022, geolocalized in the USA, Canada,

Greenland, Bermuda, Saint Pierre and Michelon, and Great Britain. After preprocessing, this corpus consists of 1800000005 tokens and 2839568 types, with 1427618 hapax legomena, which constitute 50% of the total vocabulary.

Then, the fifth corpus (TwES) is a compilation of 3.32×10^8 tweets in Spanish from 2020 to 2022, geolocated in Spanish-speaking countries (Spain and Latin America). After preprocessing, this dataset consists of 1800000011 tokens and 4305331 types, of which 2544306 (59%) are hapax legomena.

Finally, the sixth corpus comprises 3.41×10^8 tweets in Turkish (TwTR) from 2015 to 2022 geolocated in the Republic of Türkiye. After preprocessing, the TWTR corpus consists of 1800000004 tokens and 13262464 types, of which 8157836 (62%) constitute hapax legomena.

We remark that the periods of the three Twitter corpora are such that the token number is almost the same, which is good for comparison purposes. Further, the increasing number of hapax legomena from English to Spanish and then to Turkish reflect their unique morphological typologies as explained above. Whereas Turkish formation of words is more flexible, the isolating characteristics of English makes word formation more rigid, the fusional mechanisms of Spanish lying approximately in the middle. This fact is reflected in the TTR values in Table I, where the flexibility of Turkish morphology increases the relative vocabulary available in comparison to Spanish or English, and also in the results of Section III.

We begin by analyzing Zipf and Heaps laws, which are renowned for being fulfilled in large texts of natural language and have been shown to be related under certain assumptions [55–60]. We find examine Zipf and Heaps laws throughout the six corpora, as shown in Fig. 1. Zipf distribution for the frequency f of a word w given the word rank r reads

$$f = \frac{k}{r^a}, \quad (1)$$

where k is a normalization constant and $a = 1$, although the found exponents differ from that exact value [23]. Approximations to Zipf law are observed throughout the six corpora, noting the existence of two different exponents [61–63]. When r surpasses a critical value around $10^4 - 10^5$, the frequency of usage of words decreases faster than before. The first exponent is close to a perfect Zipf law, and correspond to the rank range of the kernel vocabulary as described in the literature. The second exponent would account for rare words, like new words, technical terms, variants of words pertaining to the kernel vocabulary, etc.

On the other hand, Heaps (or Herdan) law [21, 22] relates the vocabulary or lexicon size (number of types) V of a text to its length (number of tokens) L as

$$V = \alpha L^\beta, \quad (2)$$

where $\beta \in (0, 1)$. This law dictates that the vocabulary size grows sublinearly as more text is analyzed within the

Corpus	L (10^9)	V (10^6)	TTR (10^{-3})	Lang.	Src.
SPGC	2.62	3.1	1.2	English	Books
SPA	1.89	3.7	2.0	Spanish	Websites
TRCC100	2.64	9.8	3.7	Turkish	Websites
TwEN	1.80	2.8	1.6	English	Twitter
TwES	1.80	4.3	2.4	Spanish	Twitter
TwTR	1.80	13.3	7.4	Turkish	Twitter

TABLE I. Approximate values for the amount of tokens (or text length), L , the amount of types (or vocabulary), V , and the type-to-token ratio, $TTR = V/L$, of the different corpora used in the analysis. We also show their language and source.

corpus. As shown in Fig. 1, our corpora fulfill Heaps law remarkably well, over several decades of L . The exponent is in the range between 0.5 and 0.6, in agreement with previously reported observations in corpora of similar sizes [64].

III. ENTROPY

In this section, we present the word entropy results for the corpora, showing how well it aligns with an analytical expression based on Zipf law in the limit of a very large lexicon. Let us first examine the empirical entropy data.

A. Entropy measurement

The Shannon entropy is defined as

$$H = - \sum_{i=1}^V p_i \log p_i, \quad (3)$$

where p_i represents the probability of the i -th word within vocabulary V .

The entropy may be estimated using different methods. The simplest one is the so-called plug-in (PI) estimator, which consists of assigning the normalized frequency to the exact probability to compute the Shannon entropy, i.e., it consists of plugging the normalized frequency into the sum in Eq. (3). However, there exist other estimators [10], such as the Nemenman–Shafee–Bialek (NSB) estimator [65], which has been shown to be less biased than the plug-in estimator and closer to real entropy [66, 67].

In Fig. 2(left), we present entropy measurements as a function of V for the six gigaword corpora using the PI estimator. The detailed measurement procedure is explained in Appendix A. In the case of the TwTR corpus, in Fig. 2(k), we restrict our analysis to $L \leq 5 \times 10^8$ due to a lack of reliable statistics beyond that point. Our observations reveal a clear universal dependence of the entropy on V across all corpora and registers. We will later dive on the details of this functional form.

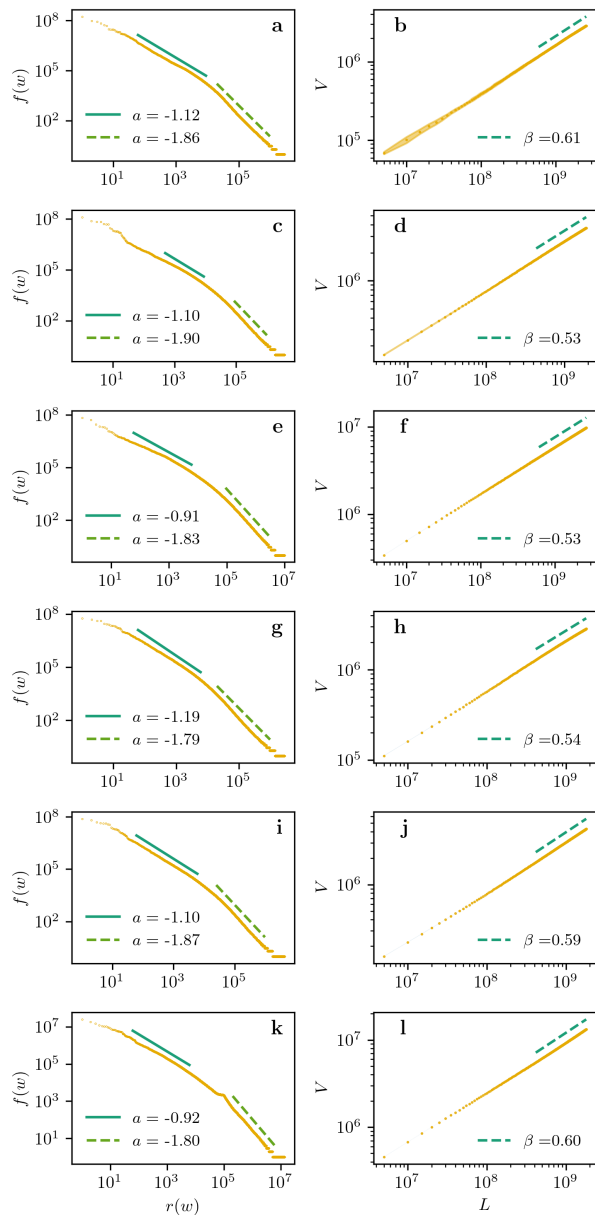


FIG. 1. Frequency f vs. the rank r (**left**) and vocabulary or lexicon V vs. text length L (**right**) laws for the SPGC (**a-b**), SPA (**c-d**), TRCC100 (**e-f**), TwEN (**g-h**), TwES (**i-j**), and TwTR (**k-l**) corpora. This plots allow us to study Zipf (**left**) and Heaps (**right**) laws. Two different regimes are observed in Zipf law and a smooth sublinear dependence of vocabulary growth with text length is depicted in Heaps law fits. The error of the estimation of a and β are both lower than 0.001.

Interestingly, the data also shows slight quantitative differences related to both language and register. We recall that our corpora include three languages (English, Spanish, and Turkish) and three main sources: books (formal register), online media (combination of both formal and informal registers), and microblogging posts (mostly informal register).

Analyzing by language, we observe that Turkish (Fig. 2e and Fig. 2k) consistently shows the highest entropy, followed by Spanish (Fig. 2c and Fig. 2i), and then English (Fig. 2a and Fig. 2g). This hierarchy difference in entropy values is explained by the morphological structure of each language. Turkish, with its complex, agglutinative morphology, leads to a high number of unique word forms. Consequently, the probability distribution of words in Turkish is more dispersed, leading to higher entropy. By comparison, Spanish morphology is less agglutinative and more isolating than Turkish, while English is the most isolating of the three. This progression reflects the observed differences in entropy among the languages, which is in accordance to previous descriptions in the literature [10].

Analyzing by register, we find that within any given language, entropy increases with register informality. Informal registers, such as microblogging posts (in our case, tweets in Fig. 2g, Fig. 2i and Fig. 2k), typically exhibit higher entropy than more formal registers like books (Fig. 2a) or online media (Fig. 2c and Fig. 2e). This pattern arises because informal writing tends to be more spontaneous and less constrained by standardized grammar or vocabulary. In informal contexts, language users often introduce unique expressions, slang, abbreviations, and varied syntactic structures, resulting in a broader range of distinct word forms. This variability expands the vocabulary's probability distribution, thus increasing entropy. In contrast, formal registers tend to adhere to a more standardized language use, with recurring vocabulary and grammar structures that limit entropy growth.

To gain further insight into the the entropy dependence on V , we now examine Eq. (3) in the large vocabulary limit since we are dealing with massive corpora.

B. Expression for large vocabulary

The Shannon entropy of the Zipf distribution given by Eq. (1) is obtained straightforwardly:

$$H_{\text{Zipf}} = \frac{a}{K_{V,a}} \sum_{r=1}^V \frac{\log r}{r^a} + \log K_{V,a}, \quad (4)$$

where

$$K_{V,a} = \sum_{n=1}^V n^{-a}.$$

For large vocabularies, in virtue of the Euler-Maclaurin formula [68] we have that

$$\lim_{V \rightarrow \infty} K_{V,1} = \log V, \quad (5)$$

and as

$$\sum_{r=1}^V \frac{\log r}{r} = \gamma_1 - \gamma_1(V+1), \quad (6)$$

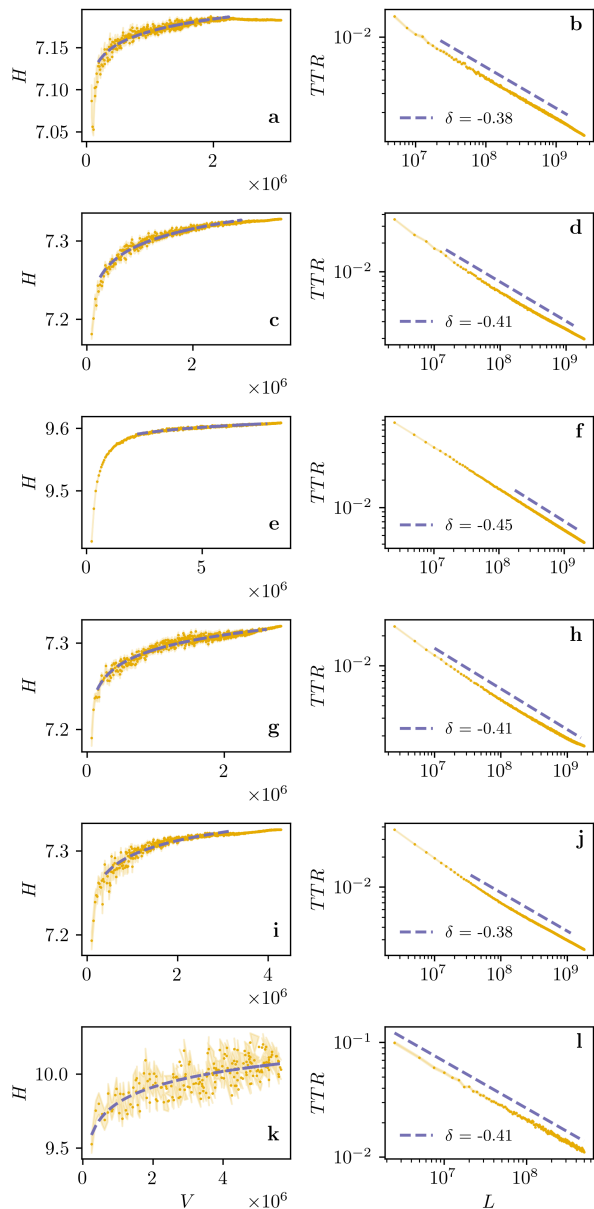


FIG. 2. Measured entropy H in terms of the vocabulary V (**left**) and TTR in terms of text length L (**right**) for the SPGC (**a-b**), SPA (**c-d**), TRCC100 (**e-f**), TwEN (**g-h**), TwES (**i-j**), and TwTR (**k-l**) corpora. For H and V we plot the mean value and its error. In dashed lines, fits to the corresponding analytical expressions. The error in the estimation of δ is always lower than 0.001.

where γ_i are the Stieltjes constants [69], we end up with

$$\lim_{V \rightarrow \infty} \sum_{r=1}^V \frac{\log r}{r} = \frac{(\log V)^2}{2}. \quad (7)$$

Compiling the above relations, one arrives at [70–72]

$$H_{\text{Zipf}} \sim \frac{1}{2} \log V + \log \log V. \quad (8)$$

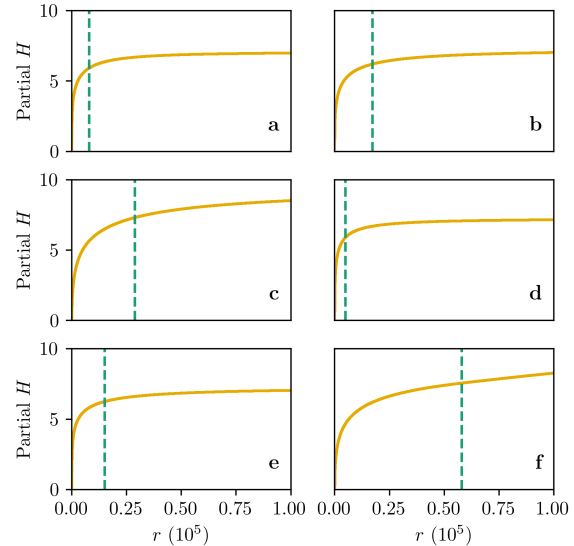


FIG. 3. Incremental partial entropy in terms of the ordered ranks, as in Eq. (9), for the SPGC (**a**), SPA (**b**), TRCC100 (**c**), TwEN (**d**), TwES (**e**), and TwTR (**f**) corpora. We show as dashed vertical lines the position of the rank in which the Zipf law changes exponent.

Eq. (8) is an asymptotic result based on a Zipf exponent $a = 1$, but, as previously mentioned, our empirical results in Fig. 1 indicate the existence of two regimes with two different exponents. Whereas the first exponent can be safely approximated by 1, the second exponent is larger than 1. However, we now show that the regime associated with the second exponent has a negligible contribution to the entropy values in relation to the regime associated to the first exponent.

To see this, let us consider the incremental partial entropy in terms of the word rank r , such that

$$H[r = n] = \sum_{i=1}^n H[r = i]. \quad (9)$$

We plot $H[r = n]$ in Fig. 3 as a function of r . We also indicate with a vertical dashed line the rank in which the Zipf law changes exponent. Clearly, the ranks that can be fit with $a \simeq 1$ account for around 80% of the observed entropy values. For this reason, the $a = 1$ assumption is a good approximation.

C. Validation

Since we now consider the limit in Eq. (8) reliable for capturing the dependency of entropy on V in large vocabularies, we can proceed to fit this limit to the entropy measurements from the six corpora. This fitting process will allow us to assess how well the predicted behav-

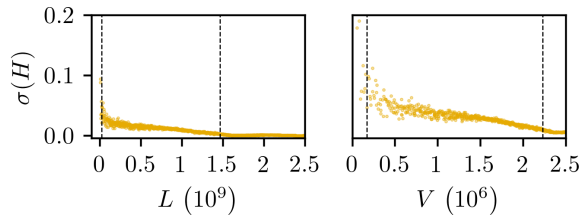


FIG. 4. Range selection for the fits of the SPGC in Fig. 2 studying the standard deviation for the entropy distributions $\sigma(H)$ in terms of vocabulary V or text length L . In vertical dashed lines we show the interval $0.0025 < \sigma_H(V) < 0.025$. We choose this interval to avoid the regions in which the standard deviation is either too high due to the noise caused by the low size of the samples, or too low due to the sample size getting close to the corpus size.

ior aligns with observed entropy values across different language-register combinations.

Given Eq. (8), we fit

$$H(V) = p_1 \left(\frac{1}{2} \log V + \log \log V \right) + p_2 \quad (10)$$

where p_1 and p_2 are free parameters, independent of V , for the six datasets.

The results are shown with dashed lines in Fig. 2 and numerically in Table II, where we also present a few metrics to evaluate the goodness of the fit for Eq. (10) to the data, namely, the coefficient of determination, r^2 , the Spearman correlation coefficient, r_s , the distance correlation coefficient ρ_d (a measure suitable for nonlinear dependences [73, 74]), and the p -value. We see a clear agreement between data and the fit of Eq. (10), since the minimum values of the metrics in Table II are $r_{\min}^2 = 0.91$, $r_{s,\min} = 0.93$, and $\rho_{d,\min} = 0.93$.

Our selection for the range of V on which we perform the fit is based on an analysis of the standard deviation of H , i.e., $\sigma(H)$. An example is shown in Fig. 4. We observe that $\sigma(H)$ is large for small V due to noisy statistics. On the other hand, $\sigma(H)$ is too small for large V , where the sample size approaches the corpus size and the statistics are then not reliable. Therefore, we take $0.0025 < \sigma_H < 0.025$ as a reasonable interval for the fit. The rest of the cases can be found in Appendix B.

We recall that Figs. 2, 3 and 4 were obtained using the PI estimator. In Appendix C we recalculate the entropy and its deviation with the NSB estimator and find no significant deviations.

Having studied the entropy of the six corpora and analyzed an analytical expression for large vocabularies, we will now focus on the other lexical richness metric under study: the type-token ratio.

Corpus	p_1	p_2	r^2	r_s	ρ_d	p -value
SPGC	0.03	6.81	0.92	0.95	0.93	< 0.0001
SPA	0.05	6.80	0.96	0.98	0.95	0.0
TRCC100	0.02	9.36	0.97	0.98	0.97	0.0
TwEN	0.05	6.86	0.93	0.93	0.92	< 0.0001
TwES	0.04	6.88	0.91	0.97	0.93	< 0.0001
TwTR	0.27	7.22	0.56	0.72	0.72	0.0

TABLE II. Results of the fit of Eq. (10) to the corpora shown in Fig. 2. As evaluations of the goodness of the fit, we show the coefficient of determination, r^2 , the Spearman correlation coefficient, r_s , the distance correlation, ρ_d , and the p -value.

Corpus	δ	r^2	r_s	ρ_d	p -value	$ \delta - (\beta - 1) $
SPGC	-0.38	1.00	-1.00	0.92	0.0	0.01
SPA	-0.41	0.98	-1.00	0.90	0.0	0.06
TRCC100	-0.45	1.00	-1.00	0.96	0.0	0.02
TwEN	-0.42	1.00	-1.00	0.89	0.0	0.05
TwES	-0.38	1.00	-1.00	0.93	0.0	0.02
TwTR	-0.41	1.00	-0.96	0.86	0.0	0.01

TABLE III. Results for the exponent δ of the power law relation between the type-token ratio and the text length. The error in the estimation of δ is always lower than 0.001. For assessing the goodness of the fit, we provide the coefficient of determination, r^2 , the Spearman correlation coefficient, r_s , the distance correlation, ρ_d , and the p -value. To check its accordance with Heaps law in Eq. (2), we show the absolute difference of the exponents, $|\delta - (\beta - 1)|$.

IV. TYPE-TOKEN RATIO

With the data of L and V we can compute the type-token ratio, TTR , as

$$TTR = \frac{V}{L}. \quad (11)$$

To study the dependence of the TTR with L or V for large corpora, we consider the implicit sublinear relation between vocabulary and text length given by Heaps law, as observed in Fig. 1. Using Eq. (2), we can express the type-token ratio in terms of either the text length or the vocabulary, which results in a power law. Thus,

$$TTR = \alpha^{\frac{1}{\beta}} V^{\frac{\beta-1}{\beta}} = \alpha L^{\beta-1} \sim L^{\delta}, \quad (12)$$

in complete agreement with the data as shown in Fig. 2(right) and in Table III. The low values for $|\delta - (\beta - 1)|$ in Table III support the validity of Heaps law to understand the type-token ratio dependence on text length.

V. ENTROPY AND TYPE-TOKEN RATIO

Now we compare the two distinct metrics for lexical diversity just outlined. In Fig. 5, we show the entropy

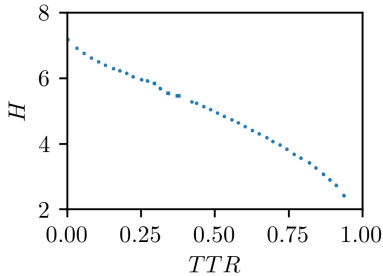


FIG. 5. Entropy, H , and type-token ratio, TTR , for different values of L . Each point represents the mean over 25 samples of length L for the totality of the SPGC corpus. The error is represented but is barely seen due the scale of the entropy values.

Text	TTR	p_1	p_2	H
<i>gmmgmg</i>	1/2	1/2	1/2	high
<i>ggmgmg</i>	1/2	2/3	1/3	medium
<i>ggggmg</i>	1/2	5/6	1/6	low

TABLE IV. Three possible 6-word samples of texts for a language having a vocabulary size $V = 2$. Note that the samples exhibit the same TTR but different entropy.

and TTR values for text portions of varying lengths in the SPGC corpus, where each point corresponds to a specific L value. From Fig. 2(right), we already know that TTR decreases as L increases, while entropy shows the opposite trend, suggesting an expected negative correlation between entropy and type-token ratio: when one metric rises, the other falls as L changes. However, Fig. 5 reveals a much more precise functional relationship between entropy and type-token ratio, extending far beyond a simple negative correlation.

This finding is intriguing because, a priori, entropy and type-token ratio should be uncorrelated as they assess lexical diversity in different manners. For example, consider a language, \mathcal{L} , consisting of only two words, g and m . The vocabulary of this language can be expressed as

$$V_{\mathcal{L}} = \{g, m\}. \quad (13)$$

One might initially assume that it is possible to create multiple texts of the same length and type-token ratio, while still achieving different entropy values. We show this in Table IV, where different strings with the same TTR yield different values of the entropy because of their different probability distributions. This observation would suggest that H and TTR are indeed uncorrelated.

However, natural language is governed by various statistical laws, including Zipf law [19]. In this case, the entropy would be uniquely determined by Eq. (4). Hence, it is not obvious that entropy and type-token ratio are uncorrelated. Let us further elaborate on this observation.

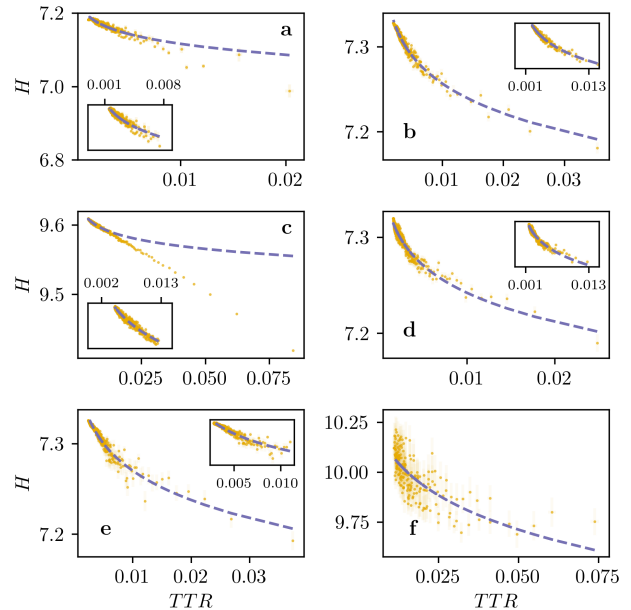


FIG. 6. H in terms of TTR for the SPGC (a), SPA (b), TRCC100 (c), TwEN (d), TwES (e), and TwTR (f) corpora for $L > 2.5 \cdot 10^6$ tokens. With a dashed line we plot the fit to Eq. (15), whose goodness is assessed in Table V. Inside the insets we show the data and the fit in the confidence interval, as exemplified in Fig. 4.

To quantitatively understand the relation between H and TTR illustrated in Fig. 5, we derive an analytical expression for $H(TTR)$ for large vocabularies. In virtue of Heaps law in Eq. (2), we can establish a relation between V and TTR , given by

$$V = \alpha^{\frac{1}{1-\beta}} TTR^{\frac{\beta}{\beta-1}}, \quad (14)$$

as in Eq. (12). Thus, we may now construct an expression for the entropy as a function of the TTR by plugging Eq. (14) in Eq. (10) such that

$$H(TTR) = A + B \log TTR + \log(C + D \log TTR), \quad (15)$$

where

$$A = \frac{p_{1,2}}{2(1-\beta)} \log \alpha - \log(1-\beta) + p_{2,2},$$

$$B = \frac{p_{1,2}}{2(1-\beta)} \beta,$$

$$C = \log \alpha, \text{ and } D = \beta,$$

$p_{1,2}$ and $p_{2,2}$ being free parameters for the fit.

Using the parameters α and β obtained from the fits of Fig. 1, we obtain the fits shown in Fig. 6 (dashed lines) and in Table V using the plug-in estimator. Similar results using the NSB estimator are shown in Appendix C.

These results show a strong agreement between the model and the data. Eq. (15) inherits the validity for

Corpus	r^2	r_s	ρ_d	p -value
SPGC	0.91	-1.00	0.94	0.0
SPA	0.97	-1.00	0.97	0.0
TRCC100	0.96	-1.00	1.00	0.0
TwEN	0.91	-1.00	0.98	0.0
TwES	0.92	-1.00	0.99	0.0
TwTR	0.60	-0.99	0.98	0.0

TABLE V. Evaluation of the goodness of the fit for Eq. (15). We provide the values of the determination coefficient, r^2 , the Spearman correlation coefficient, r_s , the distance correlation, ρ_d , and the p -value.

large V from Eq. (8), and hence we observe an asymptotic validity of the fit. This fit clarifies the relationship between H and TTR for small values of TTR , which is fundamentally based on logarithmic functions. This relationship is expressed by Eq. (15) and depends on the validity of Zipf and Heaps laws. However, the functional dependence between H and TTR extends beyond the small TTR limit, as shown in Fig. 5. Therefore, future works should try to derive analytical expressions for $H(TTR)$ that shed light in the regimes corresponding to both intermediate and large TTR values.

VI. DISCUSSION

In this study, we analyzed six extensive corpora across three languages: English, Spanish, and Turkish, encompassing books, news articles, and tweets. Our approach relied on well-established linguistic laws, such as Zipf and Heaps laws (Fig. 1), to examine word entropy and type-token ratio across these different corpora.

We also analyzed an expression for the entropy of texts with large vocabularies, Eq. (8). This expression was validated across all six corpora, yielding highly reliable results (Fig. 2).

Strikingly, we observed a clear functional relationship between text entropy and the type-token ratio. To describe this relationship, we derived an analytical expression, Eq. (15), linking these two measures of textual diversity, assuming that Zipf and Heaps laws hold. The asymptotic alignment between corpus data and our analytical expression reinforces a functional dependence between entropy and type-token ratio.

This result has practical significance, as the type-token ratio can be computed using only vocabulary size and text length, providing a simpler alternative to entropy calculation. Eq. (15) links a macro-level variable in the complex system of language (type-token ratio) with a micro-level measure (entropy) which is influenced by deeper structural patterns within the text. Further mathematical exploration of this relationship could pro-

vide additional insights in future works.

However, our research is not without its limitations. First, as mentioned in the corpora description in Section II, we use a pragmatical definition of words. There are others, like the lexical definition, in which words represent a base form or root, disregarding inflectional changes like verb conjugations. We have also not accounted for the existence of homographs. This causes that the entropy we employed is higher than the one we would have obtained in a lemmatized analysis, as the lexical definition of word consolidates multiple forms of each word. This consolidation results in fewer unique items and a more predictable word distribution, i.e., a lower entropy. On the other hand, our entropy measurements are systematically lower than the ones that we would have obtained considering homographs as separate words, as the latter increase the available vocabulary, and hence the diversity and unpredictability. Further interesting research could study the differences in entropy between languages from lemmatized corpora, since this entropy would be distinctly affected by the morphology of languages as compared with our pragmatic approach.

Second, our analysis is limited to unigram entropy, which only considers the probability of individual words without accounting for dependencies between them. Written texts, however, often exhibit correlations between words [75–80]. Such correlations can influence the overall structure and predictability of the text, reducing entropy when sequences are more predictable or increasing it when language patterns are more varied. Therefore, while unigram entropy provides valuable insights into vocabulary diversity, it does not capture the complexity introduced by these word-to-word correlations. To fully understand text entropy, future analyses should consider n -gram or sequence-based entropy measures, defining an n -gram TTR , which incorporate these dependencies and better reflect the inherent structure of written language.

Finally, the analysis of Turkish Twitter data, from the TwTR corpus, presented specific challenges. Along with increased data dispersion, we lacked reliable statistics for cases where $L > 5 \times 10^8$, resulting in somewhat less accurate fits compared to those for other corpora and languages, though still reasonably robust. Future work that includes more comprehensive Twitter statistics for Turkish could enhance these findings.

ACKNOWLEDGMENTS

The authors thank M. A. Tugores for insightful discussions about the corpora analysis and E. G. Altmann for valuable comments and references. This work was partially supported by the Spanish State Research Agency (MICIU/AEI/10.13039/501100011033) and FEDER (UE) under project APASOS (PID2021-122256NB-C21) and the María de Maeztu project CEX2021-001164-M.

- [1] W. Johnson, Studies in language behavior: A program of research, *Psychological Monographs* **56**, 1 (1944).
- [2] M. C. Templin, *Certain Language Skills in Children: Their Development and Interrelationships*, Vol. 26 (University of Minnesota Press, 1957).
- [3] A. Hardie and T. McEnery, Statistics, in *Encyclopedia of Language and Linguistics*, edited by K. Brown (Elsevier, Amsterdam, 2006) 2nd ed.
- [4] K. Kettunen, Can Type-Token Ratio be Used to Show Morphological Complexity of Languages?, *Journal of Quantitative Linguistics* **21**, 223 (2014).
- [5] N. Bermel, Corpora and quantitative data in Slavic languages, *Russian Linguistics* **39**, 275 (2015).
- [6] T. Litvinova, P. Seredin, O. Litvinova, and O. Zagorovskaya, Differences in type-token ratio and part-of-speech frequencies in male and female Russian written texts, in *Proceedings of the Workshop on Stylistic Variation*, edited by J. Brooke, T. Solorio, and M. Koppel (Association for Computational Linguistics, Copenhagen, Denmark, 2017) pp. 69–73.
- [7] C. W. Hess, K. M. Sefton, and R. G. Landry, Sample size and type-token ratios for oral language of preschool children, *Journal of Speech, Language, and Hearing Research* **29**, 129 (1986).
- [8] T. C. Manschreck, B. A. Maher, T. M. Hoover, and D. Ames, The type—token ratio in schizophrenic disorders: clinical and research value, *Psychological Medicine* **14**, 151–157 (1984).
- [9] D. Malvern, B. Richards, N. Chipere, and P. Durán, *Lexical diversity and language development* (Springer, 2004).
- [10] C. Bentz, D. Alikaniotis, M. Cysouw, and R. Ferrer-i Cancho, The Entropy of Words—Learnability and Expressivity across More than 1000 Languages, *Entropy* **19**, 275 (2017).
- [11] M. A. Montemurro and D. H. Zanette, Universal entropy of word ordering across linguistic families, *PloS one* **6**, e19875 (2011).
- [12] C. E. Shannon, A mathematical theory of communication, *Bell System Technical Journal* **27**, 379 (1948).
- [13] T. M. Cover and J. A. Thomas, *Elements of information theory* (John Wiley & Sons, 1999).
- [14] K. Liu, R. Ye, L. Zhongzhu, and R. Ye, Entropy-based discrimination between translated Chinese and original Chinese using data mining techniques, *PloS one* **17**, e0265633 (2022).
- [15] R. Friedrich, M. Luzzatto, and E. Ash, Entropy in legal language, in *NLLP 2020 Natural Legal Language Processing Workshop 2020. Proceedings of the Natural Legal Language Processing Workshop 2020 co-located with the 26th ACM SIGKDD International Conference on Knowledge Discovery & Data Mining (KDD 2020)*, Vol. 2645 (CEUR-WS, 2020) pp. 25–30.
- [16] M. Gerlach, F. Font-Clos, and E. G. Altmann, Similarity of Symbol Frequency Distributions with Heavy Tails, *Phys. Rev. X* **6**, 021009 (2016).
- [17] M. Gerlach, H. Shi, and L. A. N. Amaral, A universal information theoretic approach to the identification of stopwords, *Nature Machine Intelligence* **1**, 606 (2019).
- [18] M. Mohseni, C. Redies, and V. Gast, Comparative Analysis of Preference in Contemporary and Earlier Texts Using Entropy Measures, *Entropy* **25**, 486 (2023).
- [19] E. G. Altmann and M. Gerlach, Statistical Laws in Linguistics, in *Creativity and Universality in Language*, edited by M. Degli Esposti, E. G. Altmann, and F. Pachet (Springer International Publishing, Cham, 2016) pp. 7–26.
- [20] G. K. Zipf, The psychology of language, in *Encyclopedia of psychology* (Philosophical Library, 1946) pp. 332–341.
- [21] G. Herdan, *Type-token mathematics: A textbook of mathematical linguistics* (Moulton & Co, 1960).
- [22] H. Heaps, *Information retrieval: Computational and theoretical aspects* (Academic Press, 1978).
- [23] T. Stanisz, S. Drożdż, and J. Kwapien, Complex systems approach to natural language, *Physics Reports* **1053**, 1 (2024).
- [24] B. Comrie, *Language universals and linguistic typology: Syntax and morphology* (University of Chicago press, 1989).
- [25] J. R. Taylor, *The Oxford handbook of the word* (OUP Oxford, 2015).
- [26] S. Bird, Nltk: the natural language toolkit, in *Proceedings of the COLING/ACL 2006 Interactive Presentation Sessions* (2006) pp. 69–72.
- [27] M. Gerlach and F. Font-Clos, A Standardized Project Gutenberg Corpus for Statistical Analysis of Natural Language and Quantitative Linguistics, *Entropy* **22**, 126 (2020).
- [28] M. Hart, Project Gutenberg (1971), <https://www.gutenberg.org>.
- [29] J. Dunn, *Natural language processing for corpus linguistics* (Cambridge University Press, 2022).
- [30] L. Langer, M. Burghardt, R. Borgards, K. Böhning-Gaese, R. Seppelt, and C. Wirth, The rise and fall of biodiversity in literature: A comprehensive quantification of historical changes in the use of vernacular labels for biological taxa in Western creative literature, *People and nature* **3**, 1093 (2021).
- [31] Q. He, S. Cheng, Z. Li, R. Xie, and Y. Xiao, Can Pre-trained Language Models Interpret Similes as Smart as Human? (2022), [arXiv:2203.08452 \[cs.CL\]](https://arxiv.org/abs/2203.08452).
- [32] B. Shade and E. G. Altmann, Quantifying the Dissimilarity of Texts, *Information* **14**, 271 (2023).
- [33] A. Corral and I. Serra, The Brevity Law as a Scaling Law, and a Possible Origin of Zipf’s Law for Word Frequencies, *Entropy* **22**, 224 (2020).
- [34] M. Davies, *Corpus del Español: Web/Dialects* (2016).
- [35] D. Biber, M. Davies, J. K. Jones, and N. Tracy-Ventura, Spoken and written register variation in Spanish: A multi-dimensional analysis, *Corpora* **1**, 1 (2006).
- [36] D. Daidone, Preterite and Imperfect in Spanish Instructor Oral Input and Spanish Language Corpora, *Hispania* **102**, 45 (2019).
- [37] Common Crawl, [Common Crawl Overview](https://commoncrawl.org/) (2024), accessed: 2024-07-17.
- [38] A. Conneau, K. Khandelwal, N. Goyal, V. Chaudhary, G. Wenzek, F. Guzmán, E. Grave, M. Ott, L. Zettlemoyer, and V. Stoyanov, Unsupervised Cross-lingual Representation Learning at Scale, in *Proceedings of the 58th Annual Meeting of the Association for Computational Linguistics*, edited by D. Jurafsky, J. Chai, N. Schluter, and J. Tetreault (Association for Computational Linguistics, Online, 2020) pp. 8440–8451.

- [39] G. Wenzek, M.-A. Lachaux, A. Conneau, V. Chaudhary, F. Guzmán, A. Joulin, and E. Grave, CCNet: Extracting High Quality Monolingual Datasets from Web Crawl Data, in *Proceedings of the Twelfth Language Resources and Evaluation Conference*, edited by N. Calzolari, F. Béchet, P. Blache, K. Choukri, C. Cieri, T. Declerck, S. Goggi, H. Isahara, B. Maegaard, J. Mariani, H. Mazo, A. Moreno, J. Odijk, and S. Piperidis (European Language Resources Association, Marseille, France, 2020).
- [40] For our corpora, we will maintain references to Twitter and not to X throughout the manuscript, as it was the name of the social network while the tweet compilation was performed.
- [41] J. Eisenstein, B. O'Connor, N. A. Smith, and E. P. Xing, Diffusion of lexical change in social media, *PloS one* **9**, e113114 (2014).
- [42] B. Gonçalves and D. Sánchez, Crowdsourcing dialect characterization through Twitter, *PloS one* **9**, e112074 (2014).
- [43] B. Gonçalves, L. Loureiro-Porto, J. J. Ramasco, and D. Sánchez, Mapping the Americanization of English in space and time, *PloS one* **13**, e0197741 (2018).
- [44] J. L. Abitbol, M. Karsai, J.-P. Magué, J.-P. Chevrot, and E. Fleury, Socioeconomic dependencies of linguistic patterns in twitter: A multivariate analysis, in *Proceedings of the 2018 World Wide Web Conference, WWW '18* (International World Wide Web Conferences Steering Committee, Republic and Canton of Geneva, Switzerland, 2018) pp. 1125–1134.
- [45] J. Grieve, C. Montgomery, A. Nini, A. Murakami, and D. Guo, Mapping lexical dialect variation in British English using Twitter, *Frontiers in Artificial Intelligence* **2**, 11 (2019).
- [46] T. Alshaabi, J. L. Adams, M. V. Arnold, J. R. Minot, D. R. Dewhurst, A. J. Reagan, C. M. Danforth, and P. S. Dodds, Storywrangler: A massive exploratorium for sociolinguistic, cultural, socioeconomic, and political timelines using Twitter, *Science Advances* **7** (2021).
- [47] T. Louf, D. Sánchez, and J. J. Ramasco, Capturing the diversity of multilingual societies, *Physical Review Research* **3**, 043146 (2021).
- [48] E. S. Tellez, D. Moctezuma, S. Miranda, M. Graff, and G. Ruiz, Regionalized models for Spanish language variations based on Twitter, *Language Resources and Evaluation* **57**, 1697 (2023).
- [49] T. Louf, J. J. Ramasco, D. Sánchez, and M. Karsai, When Dialects Collide: How Socioeconomic Mixing Affects Language Use (2023), [arXiv:2307.10016 \[physics.soc-ph\]](https://arxiv.org/abs/2307.10016).
- [50] J. Dunn, Syntactic variation across the grammar: modelling a complex adaptive system, *Frontiers in Complex Systems* **1**, 1273741 (2023).
- [51] R. Ghosh, T. Surachawala, and K. Lerman, Entropy-based Classification of 'Retweeting' Activity on Twitter (2011), [arXiv:1106.0346 \[cs.SI\]](https://arxiv.org/abs/1106.0346).
- [52] J. Paryani, A. K. TK, and K. George, Entropy-based model for estimating veracity of topics from tweets, in *Computational Collective Intelligence: 9th International Conference, ICCCI 2017, Nicosia, Cyprus, September 27-29, 2017, Proceedings, Part II 9* (Springer, 2017) pp. 417–427.
- [53] A. Kanavos, G. Vonitsanos, A. Mohasseb, and P. Mylonas, An Entropy-based Evaluation for Sentiment Analysis of Stock Market Prices using Twitter Data, in *2020 15th International Workshop on Semantic and Social Media Adaptation and Personalization (SMA)* (2020) pp. 1–7.
- [54] aboSamoor, *A Python Wrapper for CLD2*, <https://pypi.org/project/pycld2/> (2024), version 0.41.
- [55] D. van Leijenhorst and T. van der Weide, A formal derivation of Heaps' Law, *Information Sciences* **170**, 263 (2005).
- [56] M. A. Serrano, A. Flammini, and F. Menczer, Modeling Statistical Properties of Written Text, *PloS one* **4**, 1 (2009).
- [57] L. Lü, Z.-K. Zhang, and T. Zhou, Zipf's law leads to heaps' law: Analyzing their relation in finite-size systems, *PloS one* **5**, 1 (2010).
- [58] I. I. Eliazar and M. H. Cohen, Power-law connections: From Zipf to Heaps and beyond, *Annals of Physics* **332**, 56 (2012).
- [59] F. Font-Clos, G. Boleda, and Á. Corral, A scaling law beyond Zipf's law and its relation to Heaps' law, *New Journal of Physics* **15**, 093033 (2013).
- [60] V. Loreto, V. D. Servedio, S. H. Strogatz, and F. Tria, Dynamics on expanding spaces: modeling the emergence of novelties, in *Creativity and Universality in Language* (Springer, 2016) pp. 59–83.
- [61] R. F. i Cancho and R. V. Solé, Two Regimes in the Frequency of Words and the Origins of Complex Lexicons: Zipf's Law Revisited, *Journal of Quantitative Linguistics* **8**, 165 (2001).
- [62] A. M. Petersen, J. N. Tenenbaum, S. Havlin, H. E. Stanley, and M. Perc, Languages cool as they expand: Allometric scaling and the decreasing need for new words, *Scientific Reports* **2**, 943 (2012).
- [63] T. Yamamoto, S. Yamada, and T. Mizuguchi, Negative correlation of word rank sequence in written texts, *The European Physical Journal B* **94**, 1 (2021).
- [64] V. V. Bochkarev, E. Y. Lerner, and A. V. Shevlyakova, Deviations in the zipf and heaps laws in natural languages, in *Journal of Physics: Conference Series*, Vol. 490 (IOP Publishing, 2014) p. 012009.
- [65] I. Nemenman, F. Shafee, and W. Bialek, Entropy and inference, revisited, *Advances in neural information processing systems* **14** (2001).
- [66] A. Arora, C. Meister, and R. Cotterell, Estimating the Entropy of Linguistic Distributions, in *Proceedings of the 60th Annual Meeting of the Association for Computational Linguistics (Volume 2: Short Papers)*, edited by S. Muresan, P. Nakov, and A. Villavicencio (Association for Computational Linguistics, Dublin, Ireland, 2022) pp. 175–195.
- [67] J. De Gregorio, D. Sánchez, and R. Toral, Entropy Estimators for Markovian Sequences: A Comparative Analysis, *Entropy* **26**, 79 (2024).
- [68] T. M. Apostol, An Elementary View of Euler's Summation Formula, *The American Mathematical Monthly* **106**, 409 (1999).
- [69] M. W. Coffey, Series representations for the Stieltjes constants, *Rocky Mountain Journal of Mathematics* **44**, 443 (2014).
- [70] D. S. Jones, *Elementary Information Theory* (Oxford University Press, Oxford, 1979).
- [71] B. Corominas-Murtra and R. V. Solé, Universality of Zipf's law, *Phys. Rev. E* **82**, 011102 (2010).
- [72] M. Visser, Zipf's law, power laws and maximum entropy,

New Journal of Physics **15**, 043021 (2013).

- [73] G. J. Székely, M. L. Rizzo, and N. K. Bakirov, Measuring and testing dependence by correlation of distances, *The Annals of Statistics* **35**, 2769 (2007).
- [74] S. Ghosh, *Distance Correlation in Python* (2014), GitHub Gist, last accessed October 30, 2024.
- [75] W. Ebeling and T. Pöschel, Entropy and long-range correlations in literary english, *Europhysics Letters* **26**, 241 (1994).
- [76] E. G. Altmann, G. Cristadoro, and M. Degli Esposti, On the origin of long-range correlations in texts, *Proceedings of the National Academy of Sciences* **109**, 11582 (2012).
- [77] M. A. Montemurro and P. A. Pury, Long-range fractal correlations in literary corpora, *Fractals* **10**, 451 (2002).
- [78] S. Drożdż, P. Oświęcimka, A. Kulig, J. Kwapien, K. Bazarnik, I. Grabska-Gradzińska, J. Rybicki, and M. Stanuszek, Quantifying origin and character of long-range correlations in narrative texts, *Information Sciences* **331**, 32 (2016).
- [79] K. Tanaka-Ishii and A. Bunde, Long-range memory in literary texts: On the universal clustering of the rare words, *PloS one* **11**, e0164658 (2016).
- [80] D. Sánchez, L. Zunino, J. De Gregorio, R. Toral, and C. Mirasso, Ordinal analysis of lexical patterns, *Chaos: An Interdisciplinary Journal of Nonlinear Science* **33** (2023).

Appendix A: Computation of the Entropy and TTR

For the analysis of the six corpora described in Section II, we compute entropy, H , vocabulary, V , and type-token ratio, TTR , of several partitions of different lengths, l , of the compiled corpora.

For each corpus, we compile the totality of documents and create a single document with all the content of the corpus. Given a corpus of length L , we study fragments with lengths $l \in [2.5 \times 10^6, L]$ in steps of $\Delta l = 2.5 \times 10^6$ tokens. For each value of l , we take 25 random fragments of l tokens from the total of L tokens and compute the distributions of H , V , and TTR .

In Fig. 7a we show the shape of a typical distribution for an arbitrary value of l . To measure the different magnitudes corresponding to the length l , we characterize the distribution of Fig. 7a by its mean value and its standard deviation. We believe this is an appropriate approach because, as shown in Fig. 7b, Fig. 7c and Fig. 7d, the vast majority of standard deviations fall below 5% of the mean value of the distribution.

Appendix B: Range selection for the fits

In this Appendix we describe the criteria adopted to select a reliable data range for the fits involving entropy measurements.

As stated in Section III, to select the appropriate range in which to perform the fit of Eq. 10 we search the values in which $0.0025 < \sigma_H < 0.025$. This ensures that the data we are fitting is not affected either by the noisy

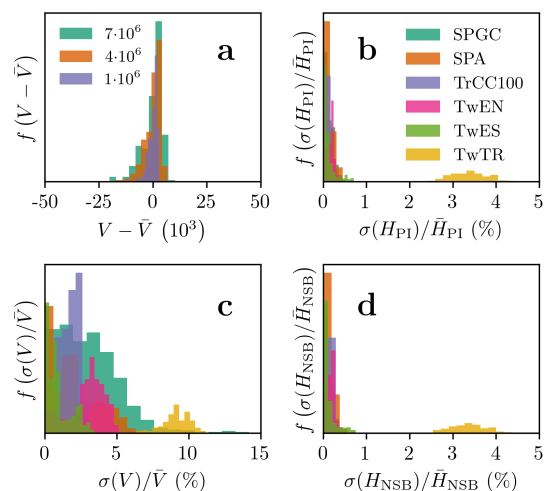


FIG. 7. **a** Typical probability distribution of the measurements of the vocabulary for a fixed length l indicated in the figure for the TwEs dataset, whose standard deviation $\sigma(V)$ accounts for around 5% of the average \bar{V} , as seen in **c**. It is thus reasonable to characterize the distribution with its mean value. Similar results are obtained for the distribution of entropies, both using the plug-in (**b**) and the NSB (**d**) estimators.

small V regime or by the artificially low σ_H observed when the sample size approaches the corpus size. This condition works well for all the corpora, as seen in Fig. 8, with the exception of the Turkish ones. In both Turkish corpora, σ_H is systematically higher than in the Spanish and English corpora, and has a different shape. Hence, in the case of Turkish corpora we choose a range of high vocabularies far from the beginning and the end of the sampling range for the TRCC100, corresponding to $249370 < V < 5500902$, and all the available data for the TwTR.

Appendix C: Measurements using NSB estimator

In this Appendix we show the results using the Nemenman–Shafee–Bialek (NSB) estimator [65] for the word entropy of the texts.

The differences between the results of the PI estimator and the NSB estimator are relatively small, as can be seen by comparing Fig. 9 with Fig. 2(left) and Fig. 10 with Fig. 6. In general, the coefficient of determination tends to be slightly lower with the NSB estimator (see Tables VI and VII). However, the other metrics used to evaluate the goodness of fit show favorable outcomes overall.

In summary, the agreement between PI and NSB estimators allows for straightforward interpretation of the PI procedure while maintaining reliability, since the more faithful NSB estimator [66, 67] supports the PI results.

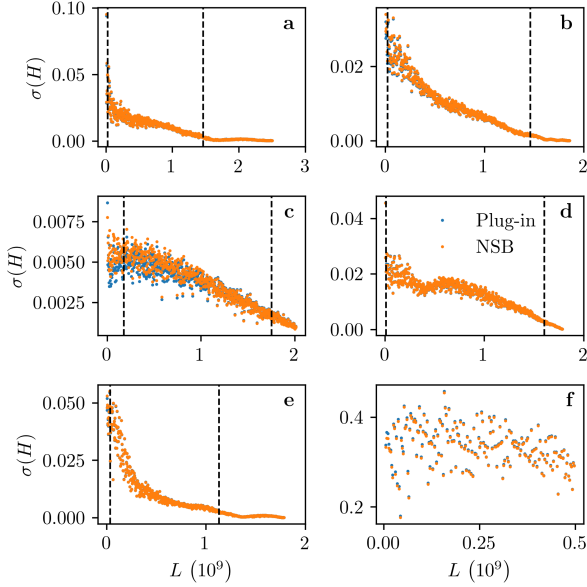


FIG. 8. Range selection for the fits in Fig. 2 for the SPGC (a), SPA (b), TRCC100 (c), TwEN (d), TwES (e), and TwTR (f) corpora studying the standard deviation for the entropy distributions $\sigma(H)$ in terms of vocabulary V or text length L . In vertical dashed lines we show the selected interval for the fit. We depict the obtained values for both the plug-in estimator (orange dots) and the NSB estimator (blue dots). As seen, we do not see significant differences between both estimators.

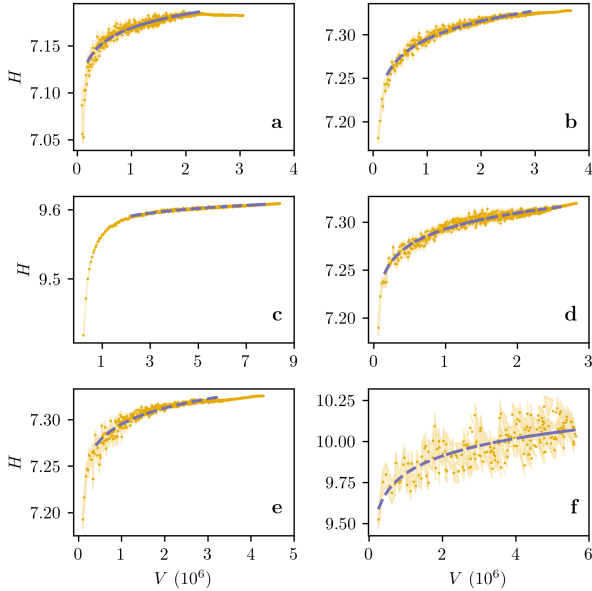


FIG. 9. Measured entropy H using NSB the estimator in terms of the vocabulary V (left) and TTR in terms of text length L (right). The parameters of the fit and its goodness evaluation are shown in Table VI.

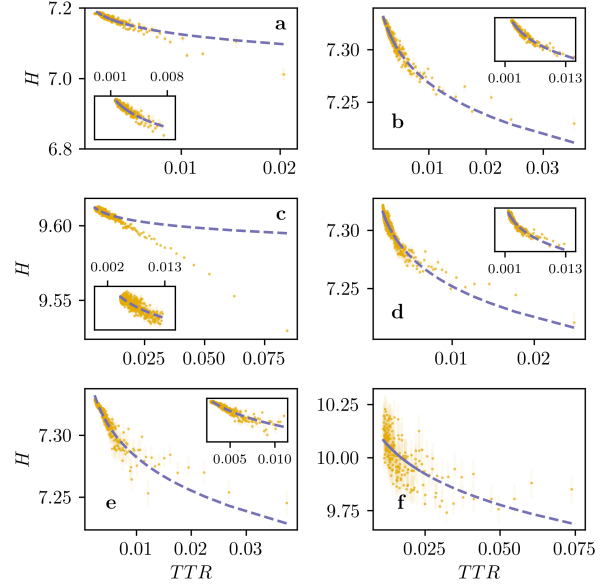


FIG. 10. H in terms of TTR for the SPGC (a), SPA (b), TRCC100 (c), TwEN (d), TwES (e), and TwTR (f) corpora for $L > 2.5 \cdot 10^6$ tokens. With a dashed line we plot the fit to Eq. (15), whose goodness is assessed in Table VII. Inside the insets we show the data and the fit in the confidence interval, as exemplified in Fig. 4.

Corpus	p_1	p_2	r^2	r_s	ρ_d	p -value
SPGC	0.03	6.85	0.91	0.94	0.92	< 0.0001
SPA	0.05	6.87	0.96	0.97	0.95	< 0.0001
TRCC100	0.01	9.53	0.71	0.73	0.8	0.0
TwEN	0.04	6.94	0.94	0.94	0.92	< 0.0001
TwES	0.04	6.96	0.88	0.96	0.92	< 0.0001
TwTR	0.23	7.66	0.68	0.69	0.69	0.0

TABLE VI. Results of the fit of Eq. (10) to the corpora shown in Fig. 9 using the NSB estimator for the computation of the entropy. As evaluations of the goodness of the fit, we show the coefficient of determination, r^2 , the Spearman correlation coefficient, r_s , the distance correlation, ρ_d , and the p -value.

Corpus	r^2	r_s	ρ_d	p -value
SPGC	0.89	-1.00	0.93	0.0
SPA	0.96	-1.00	0.96	0.0
TRCC100	0.69	-1.00	1.00	0.0
TwEN	0.92	-1.00	0.99	0.0
TwES	0.89	-1.00	1.00	0.0
TwTR	0.51	-1.00	0.98	0.0

TABLE VII. Evaluation of the goodness of the fit of Eq. (15) for the NSB estimator of H . We provide the values of the coefficient of determination, r^2 , the Spearman correlation coefficient, r_s , the distance correlation, ρ_d , and the p -value.