

Anderson localization induced by structural disorder

Sourav Bhattacharjee,¹ Piotr Sierant,¹ Marek Dudyński,² Jan Wehr,³ Jakub Zakrzewski,^{4,5} and Maciej Lewenstein^{1,6}

¹*ICFO – Institut de Ciències Fotòniques, The Barcelona Institute of Science and Technology, Av. Carl Friedrich Gauss 3, 08860 Castelldefels (Barcelona), Spain*

²*Qenergy Sp.z oo, Aleja 3 Maja 5/7, 00-401 Warszawa, Poland*

³*Department of Mathematics, The University of Arizona, Tucson, AZ 85721-0089, United States of America*

⁴*Instytut Fizyki Teoretycznej, Wydział Fizyki, Astronomii i Informatyki Stosowanej, Uniwersytet Jagielloński, Lojasiewicza 11, PL-30-348 Kraków, Poland*

⁵*Mark Kac Complex Systems Research Center, Uniwersytet Jagielloński, PL-30-348 Kraków, Poland*

⁶*ICREA, Pg. Lluis Companys 23, 08010 Barcelona, Spain*

We examine the onset of Anderson localization in three-dimensional systems with structural disorder in form of lattice irregularities and in the absence of any on-site disordered potential. Analyzing two models with distinct types of lattice regularities, we show that the Anderson localization transition occurs when the strength of the structural disorder is smoothly increased. Performing finite-size scaling analysis of the results, we show that the transition belongs to the same universality class as regular Anderson localization induced by onsite disorder. Our work identifies a new class of structurally disordered lattice models in which destructive interference of matter waves may inhibit transport and lead to a transition between metallic and localized phases.

Introduction. The role of disorder in the localization of quantum systems continues to be a subject of extensive research to date [1–7]. The phenomenon of Anderson localization (AL) [8–10], wherein single-particle wave-functions of non-interacting quantum systems spatially localize in the presence of spatial disorder is fairly well understood [2] and has been demonstrated experimentally [11–15]. In lattice systems, the disorder is traditionally introduced locally by an onsite potential at each lattice site sampled randomly from a distribution whose width determines the disorder strength. While any amount of disorder localizes all the eigenstates in one-dimensional (1D) systems, disorder exceeding a critical strength is necessary to induce the AL transition in three-dimensional (3D) systems (see e.g. [16] and references therein). Two-dimensional (2D) systems present a marginal case where wavefunctions localize over a spatial extent increasing rapidly with the decrease of the disorder strength, rendering AL in 2D difficult to observe experimentally [17, 18]

Fundamentally, localized eigenstates result from the superposition of propagating wavefunctions with ran-

domly distributed phases acquired from scattering off the random onsite potentials [17]. One can therefore envisage that the presence of onsite disorder is not a necessary condition for AL; random phases can also be acquired from scattering off irregular surfaces or edges of the system which we shall henceforth refer to as a structural disorder. This leads to the following questions: (i) can the structural disorder, analogously to the onsite disorder, lead to an AL transition that separates localized and delocalized phases, and (ii) if such a localization transition exists, does it belong to the same universality class as the regular AL in the presence of onsite disorder.

In this letter, we demonstrate that a 3D AL transition can indeed be induced by a smooth increase of strength of the structural disorder. To this end, we examine a tight-binding lattice model with structural disorder introduced by removing lattice sites from a regular 3D honeycomb lattice, shown in Fig. 1. The process of removing sites is described by a classical statistical model defined on the chosen lattice. Focusing on a tight-binding Hamiltonian defined on the largest cluster of the remaining lattice sites, we show that the structural disorder strength can be increased by varying parameters of the underlying statistical model, leading to AL transition. We investigate the critical properties of the transition and consider an alternative 3D lattice with structural disorder to illustrate the robustness of our findings.

The honeycomb model. We consider a single-particle Hamiltonian

$$H_{sp} = \sum_{(\mathbf{r}, \mathbf{r}') \in \mathcal{T}} c_{\mathbf{r}}^{\dagger} c_{\mathbf{r}'} \quad (1)$$

where $c_{\mathbf{r}}$ is an operator annihilating a fermion at site \mathbf{r} of a lattice \mathcal{C} , and \mathcal{T} is a set of the lattice links. When \mathcal{C} is a regular 3D lattice with discrete translational symmetry,

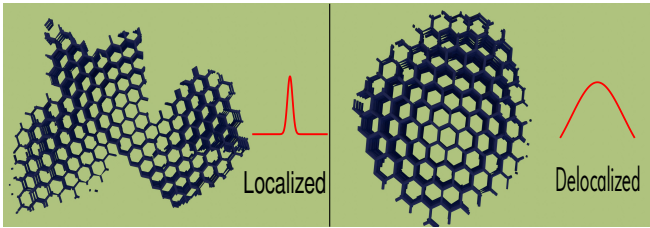


Figure 1. Destructive interference on a structural disorder in form of lattice irregularities results in AL transition between a localized phase (left panel, strong structural disorder) and a delocalized phase (right panel, weak structural disorder).

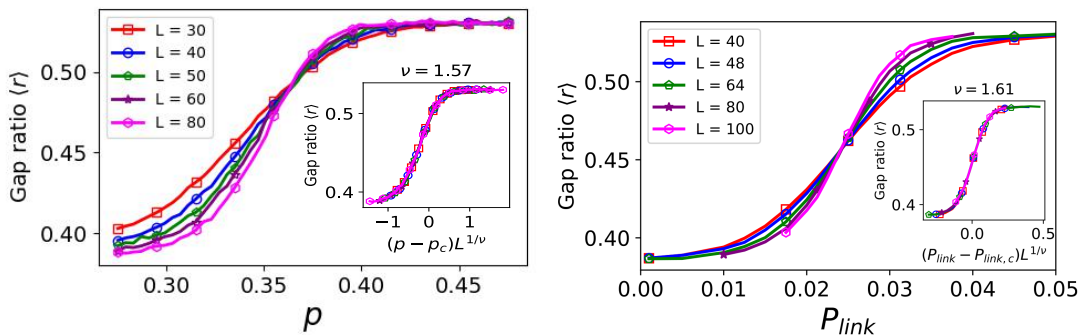


Figure 2. (a) The averaged gap ratio $\langle r \rangle$ captures the AL transition on \mathcal{C} for different system sizes L in the honeycomb model as a function of p , where p is the fraction of sites remaining in the lattice. The inset shows a critical scaling collapse with exponent $\nu = 1.57$. (b) A similar AL transition is also observed for the link model in which case P_{link} represents the probability of added links in the random spanning tree.

and \mathcal{T} comprises links between neighboring lattice sites, the eigenstates of (1) are delocalized Bloch waves [19]. Physical processes resulting in removal of lattice sites may lead to breakdown of the translational symmetry and introduce a structural disorder to the system. A particular experimental scenario which motivates our considerations is Joule heating of biomass [20–22] which leads to carbonization and graphitization process resulting in creation of an irregular structure of graphene platelets [23]. To model such irregular structures, we assume that the lattice \mathcal{C} is determined by a classical statistical mechanics model defined on a 3D honeycomb grid of a linear dimension L whose vertices are either empty, $n_{\mathbf{r}} = 0$, or occupied, $n_{\mathbf{r}} = 1$. The classical statistical model is defined by the Hamiltonian $H_A = -\sum_{\langle \mathbf{r}, \mathbf{r}' \rangle} n_{\mathbf{r}} n_{\mathbf{r}'}$, where $\langle \cdot, \cdot \rangle$ denotes neighboring vertices of the lattice. We simulate the equilibrium distribution of the classical model at an artificially defined temperature T with a geometric cluster Monte-Carlo (MC) approach [24, 25], assuming that a fixed fraction p of sites is occupied. For each computed sample from the equilibrium distribution of the statistical model, we find the largest domain of the occupied sites ($n_{\mathbf{r}} = 1$) and identify it with the lattice \mathcal{C} on which the tight-binding Hamiltonian (1) is defined, and \mathcal{T} is taken as the set of nearest neighbor links between the sites of \mathcal{C} .

The above construction provides us with a controllable parameter T which determines the regularity of the structure of the set \mathcal{C} . By varying T , we can tune the strength of the structural disorder. Indeed, for $T \rightarrow 0$, the attractive interaction ensures that the occupied sites form, in equilibrium, a large single cluster with a smooth surface, as in Fig. 1 (right). On the contrary, one expects a completely random distribution of the occupied sites for $T \gg 1$, resulting in the formation of fragmented clusters with irregular boundaries, as in Fig. 1 (left). An order-disorder phase transition of the classical statistical model at a critical temperature T_c , dependent on the fraction p

of the occupied sites, can be identified [26]. A previous work [27] focusing on a similar model in 2D has shown that the order-disorder phase transition coincides with a delocalization-localization transition in the eigenstates of Hamiltonian (1), with critical exponent identical to the exponent of the underlying classical statistical model. Here, we focus on the scenario $T > T_c$, setting $T = 1$ and examining the properties of eigenstates of (1) a function of p whose increase results in a gradual decrease of the structural disorder strength.

Localization-delocalization transition in the honeycomb model. To reveal the spatial localization in the honeycomb model, we examine the level statistics of H_{sp} . We employ shift-and-invert exact diagonalization technique [28, 29] to find the eigenvalues and eigenvectors of the system, $H_{sp} |\phi_n\rangle = E_n |\phi_n\rangle$, for lattices \mathcal{C} comprising of up to 10^6 lattice sites. For eigenvalues sorted in ascending order, $E_1 < E_2 < \dots$, the gap ratio r [30, 31] is defined as $r = \langle \min(s_n, s_{n+1}) / \max(s_n, s_{n+1}) \rangle$, where $s_n = E_{n+1} - E_n$. When the eigenstates of H_{sp} are localized, the level statistics are Poissonian, with the average gap ratio $\langle r \rangle = \bar{r}_{PS} \approx 0.386$. In contrast, for delocalized eigenstates, the level statistics adheres to predictions of random matrix theory, with the average gap ratio $\langle r \rangle = \bar{r}_{GOE} \approx 0.531$ [31]. We shall restrict our analysis to eigenstates with energy $E \approx 2.0$, which lie sufficiently away from the singularities in the density of states of H_{sp} associated with eigenstates localized on several lattice sites [27, 32].

In Fig. 2a, we plot the average gap ratio $\langle r \rangle$, where the averaging is performed over 100 eigenstates around $E = 2.0$ and over different realization of the lattice \mathcal{C} (20000 samples for $L < 70$ and 4000 samples for $L \geq 70$), as a function of the occupation fraction p for different system sizes L . We observe a transition between localized and delocalized phases in which, with increase of the system size L , we find $\langle r \rangle \rightarrow r_{PS}$ and $\langle r \rangle \rightarrow r_{GOE}$, respectively. The two phases are separated by a critical point

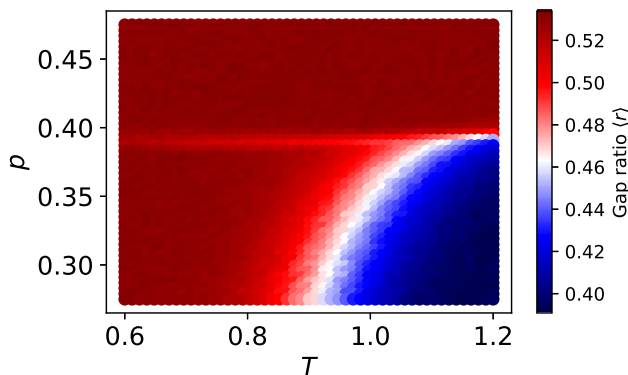


Figure 3. Phase diagram in the p vs T plane showing localized and delocalized phases of the honeycomb model.

at $p = p_c \approx 0.36$ at which $\langle r \rangle$ remains independent of the system size. In the vicinity of the critical point, the gap ratio follows the universal single-parameter scaling form, $r \sim f[(p - p_c)L^{1/\nu}]$, where f is a scaling function and $\nu \approx 1.57$. The value of the critical exponent ν suggests that the transition belongs to the standard Anderson universality class for 3D systems [33].

The onset of the AL transition as a function of p can be understood as follows. While the structure of the lattice \mathcal{C} is irregular for any $T > T_c$ and $p < 1$, the destructive interference effects arising from scattering on these irregularities becomes sufficiently strong to give rise to AL only below p_c , i.e., when the strength structural disorder exceeds the critical threshold. We note that one can also observe an AL transition as a function of T if p is held constant to a sufficiently small value, which is similar to the transition observed in [27]. For completeness, we plot a phase diagram in the p vs T plane in Fig. 6, illustrating a sharp border between localized and delocalized phases. The phase diagram clearly shows that having a sufficiently small value of p is strictly necessary in order for the lattice irregularities at high T to induce localization.

The link model. To verify the robustness of our conclusions about the role of structural disorder for AL transition in 3D lattice models, we now turn to a *link model* with the Hamiltonian (1) defined on a cubic 3D lattice \mathcal{C} with a set of unidirected links \mathcal{T} . The links \mathcal{T} are initially generated as a random spanning tree of the 3D cubic lattice, i.e., a tree graph that includes all vertices of the lattice, with use of Wilson's algorithm [34]. Subsequently, we add more links to the set \mathcal{T} . To that end, for each site \mathbf{r} of the lattice, we generate all its neighbors \mathbf{r}' in the 3D cubic lattice geometry, and if the link $(\mathbf{r}, \mathbf{r}')$ does not belong to \mathcal{T} , it is added to \mathcal{T} with probability $P_{link} \in [0, 1]$, giving rise to a lattice schematically represented in Fig. 4. The probability P_{link} is a control parameter of the link model. For $P_{link} = 0$, the lattice is a random spanning tree of the 3D cubic lattice,

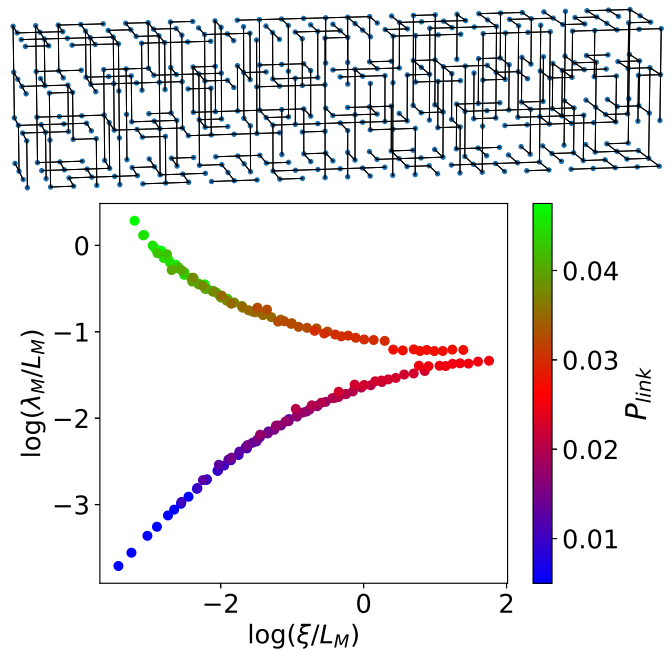


Figure 4. Finite size scaling analysis of the AL transition in the link model. The existence of two branches indicate distinct scaling trend of the localization length λ_M below and above $P_{link,c} \approx 0.026$. For $P_{link} > P_{link,c}$, the localization length remains finite and approaches ξ as $L_M \rightarrow \infty$ which is characteristic of a localized phase. On the contrary, λ_M becomes comparable with L_M , thus pointing to a delocalized phase.

cutting any of the links results in separating the lattice into two disjoint sublattices. For $P_{link} > 0$, the graph contains more links, some of them belonging to loops, while for $P_{link} = 1$, the graph becomes the full regular 3D cubic lattice. Analysis of the average gap ratio for the link model reveals properties analogous to the honeycomb lattice, with an AL transition at $P_{link,c} \approx 0.026$, as shown in Fig. 2b, with the critical exponent $\nu \approx 1.61$ in agreement with the 3D AL transition class. Drawing parallel with the honeycomb model, it is interesting to note that increasing P_{link} , i.e., adding more links to \mathcal{T} , results in the creation of closed loops through which the particles can propagate freely. The AL observed in this model thus exemplifies that transitions induced by structural disorder are generic phenomena that can manifest themselves in many different systems.

In addition to the numerical evidence based on level statistics of H_{sp} , we examine the robustness of the AL in the link model employing a renormalized Green's function (RGF) technique introduced in Refs. [35, 36]. To that end, we consider the link model on a lattice of dimensions $L_M \times L_M \times L_N$, built by gluing together 2D slices of dimension $L_M \times L_M$ along the horizontal direction, see Fig. 4 (top). When the transversal dimension, L_M , is kept constant, the system is effectively 1D, and, hence,

AL for any non-vanishing value of P_{link} . We compute the localization length λ_M numerically, by solving the RGF's equations, see [26] for details. The localization length λ_M along the horizontal direction is expected to follow a universal scaling of the form $\lambda_M/L_M = F(\xi(P_{link}, E)/L_M)$, where $\xi(P_{link}, E)$ depends only on P_{link} and the energy E at which the Green's function is calculated. Indeed, plotting λ_M/L_M vs ξ/L_M (in log-log scale), see Fig. 4, we observe two distinct curves which can be interpreted as follows. For $P_{link} < P_{link,c}$, the ratio λ_M/L_M vanishes with increasing L_M which implies localized eigenstates. On the contrary, for $P_{link} > P_{link,c}$ localization length increases with L_M , thus implying the presence of delocalized eigenstates. The RGF analysis qualitatively confirms the conclusion about the AL transition at $P_{link} = P_{link,c}$ in the link model.

Conclusion. We have shown that Anderson localization transition can be induced solely by irregularities of 3D lattices, even in the absence of on-site disordered potential. Analyzing statistics of energy levels of tight-binding Hamiltonians defined on irregular 3D lattices, we have shown that the AL transition belongs to the same universality class as the AL induced by the onsite disorder. The same conclusions can be drawn from the study of the participation entropies [37, 38], which describe the spatial extent of the eigenstates, see [26].

The irregularities of 3D lattices play a role of a structural disorder which induces the AL. In the honeycomb model, motivated by complex patterns of graphene platelets, the structural disorder's strength was tuned by changing the fraction p of occupied sites in the underlying classical statistical model. Experimental studies of conductivity of the graphene platelets structures, obtained, e.g., in the process of high-temperature carbonization of charcoal [20], could provide a way of investigating AL. In the link model, the strength of the structural disorder was decreasing when links were added to a random spanning tree of a 3D cubic lattice. Studies of tight-binding models defined on fractal lattices [32, 39] provide examples of localization/delocalization phenomena in irregular lattices. A more general understanding of mechanism which determines the strength of the structural disorder is a question open for further investigations.

Acknowledgements. ICFO group acknowledges support from: ERC AdG NOQIA; MCIN/AEI (PGC2018-0910.13039/501100011033, CEX2019-000910-S/10.13039/501100011033, Plan National FIDEUA PID2019-106901GB-I00, Plan National STAMEENA PID2022-139099NB-I00 project funded by MCIN/AEI/10.13039/501100011033 and by the "European Union NextGenerationEU/PRTR" (PRTR-C17.I1), FPI); QUANTERA MAQS PCI2019-111828-2); QUANTERA DYNAMITE PCI2022-132919 (QuantERA II Programme co-funded by European Union's Horizon 2020 program under Grant Agreement No 101017733), Ministry of Economic Affairs and Digital

Transformation of the Spanish Government through the QUANTUM ENIA project call – Quantum Spain project, and by the European Union through the Recovery, Transformation, and Resilience Plan – NextGenerationEU within the framework of the Digital Spain 2026 Agenda; Fundació Cellex; Fundació Mir-Puig; Generalitat de Catalunya (European Social Fund FEDER and CERCA program, AGAUR Grant No. 2021 SGR 01452, QuantumCAT U16-011424, co-funded by ERDF Operational Program of Catalonia 2014-2020); Barcelona Supercomputing Center MareNostrum (FI-2023-1-0013); EU Quantum Flagship (PASQuanS2.1, 101113690); EU Horizon 2020 FET-OPEN OPTologic (Grant No 899794); EU Horizon Europe Program (Grant Agreement 101080086 – NeQST), ICFO Internal "QuantumGaudi" project; European Union's Horizon 2020 program under the Marie Skłodowska-Curie grant agreement No 847648; "La Caixa" Junior Leaders fellowships, La Caixa" Foundation (ID 100010434): CF/BQ/PR23/11980043. Views and opinions expressed are, however, those of the author(s) only and do not necessarily reflect those of the European Union, European Commission, European Climate, Infrastructure and Environment Executive Agency (CINEA), or any other granting authority. Neither the European Union nor any granting authority can be held responsible for them. The work of J.Z. was funded by the National Science Centre, Poland, project 2021/03/Y/ST2/00186 within the QuantERA II Programme that has received funding from the European Union Horizon 2020 research and innovation programme under Grant agreement No 101017733 and the OPUS call within the WEAVE programme 2021/43/I/ST3/01142.

-
- [1] B. Kramer and A. MacKinnon, Localization: theory and experiment, *Reports on Progress in Physics* **56**, 1469 (1993).
 - [2] F. Evers and A. D. Mirlin, Anderson transitions, *Rev. Mod. Phys.* **80**, 1355 (2008).
 - [3] M. Segev, Y. Silberberg, and D. N. Christodoulides, Anderson localization of light, *Nature Photonics* **7**, 197 (2013).
 - [4] R. Nandkishore and D. A. Huse, Many-Body Localization and Thermalization in Quantum Statistical Mechanics, *Annual Review of Condensed Matter Physics* **6**, 15 (2015).
 - [5] X. Deng, B. L. Altshuler, G. V. Shlyapnikov, and L. Santos, Quantum levy flights and multifractality of dipolar excitations in a random system, *Phys. Rev. Lett.* **117**, 020401 (2016).
 - [6] D. A. Abanin, E. Altman, I. Bloch, and M. Serbyn, Colloquium: Many-body localization, thermalization, and entanglement, *Rev. Mod. Phys.* **91**, 021001 (2019).
 - [7] P. Sierant, M. Lewenstein, A. Scardicchio, L. Vidmar, and J. Zakrzewski, *Many-body localization in the age of classical computing* (2024), arXiv:2403.07111 [cond-

- [mat.dis-nn](#)].
- [8] P. W. Anderson, Absence of diffusion in certain random lattices, *Phys. Rev.* **109**, 1492 (1958).
- [9] E. Abrahams, P. W. Anderson, D. C. Licciardello, and T. V. Ramakrishnan, Scaling theory of localization: Absence of quantum diffusion in two dimensions, *Phys. Rev. Lett.* **42**, 673 (1979).
- [10] D. S. Wiersma, Disordered photonics, *Nature Photonics* **7**, 188 (2013).
- [11] J. Billy, V. Josse, Z. Zuo, A. Bernard, B. Hambrecht, P. Lugan, D. Clement, L. Sanchez-Palencia, P. Bouyer, and A. Aspect, Direct observation of Anderson localization of matter-waves in a controlled disorder, *Nature* **453**, 891 (2008).
- [12] J. Chabé, G. Lemarié, B. Grémaud, D. Delande, P. Szriftgiser, and J. C. Garreau, Experimental observation of the Anderson metal-insulator transition with atomic matter waves, *Phys. Rev. Lett.* **101**, 255702 (2008).
- [13] G. Lemarié, H. Lignier, D. Delande, P. Szriftgiser, and J. C. Garreau, Critical state of the Anderson transition: Between a metal and an insulator, *Phys. Rev. Lett.* **105**, 090601 (2010).
- [14] M. Lopez, J.-F. m. c. Clément, P. Szriftgiser, J. C. Garreau, and D. Delande, Experimental test of universality of the Anderson transition, *Phys. Rev. Lett.* **108**, 095701 (2012).
- [15] D. H. White, T. A. Haase, D. J. Brown, M. D. Hoogerland, M. S. Najafabadi, J. L. Helm, C. Gies, D. Schumayer, and D. A. W. Hutchinson, Observation of two-dimensional Anderson localisation of ultracold atoms, *Nature Communications* **11**, 4942 (2020).
- [16] M. Pasek, G. Orso, and D. Delande, Anderson localization of ultracold atoms: Where is the mobility edge?, *Phys. Rev. Lett.* **118**, 170403 (2017).
- [17] C. A. Müller and D. Delande, Disorder and interference: localization phenomena, in *Ultracold Gases and Quantum Information: Lecture Notes of the Les Houches Summer School in Singapore: Volume 91, July 2009* (Oxford University Press, 2011).
- [18] J. Śuntajs, T. Prosen, and L. Vidmar, Localization challenges quantum chaos in the finite two-dimensional Anderson model, *Phys. Rev. B* **107**, 064205 (2023).
- [19] F. Bloch, Über die quantenmechanik der elektronen in kristallgittern, *Zeitschrift für Physik* **52**, 555 (1929).
- [20] J. Bourke, M. Manley-Harris, C. Fushimi, K. Dowaki, T. Nunoura, and M. J. Antal, Do all carbonized charcoals have the same chemical structure? 2. a model of the chemical structure of carbonized charcoal, *Industrial & Engineering Chemistry Research* **46**, 5954 (2007).
- [21] H. Tetlow, J. Posthuma de Boer, I. Ford, D. Vvedensky, J. Coraux, and L. Kantorovich, Growth of epitaxial graphene: Theory and experiment, *Physics Reports* **542**, 195 (2014), growth of epitaxial graphene: Theory and experiment.
- [22] F. Jiang, Y. Yao, B. Natarajan, C. Yang, T. Gao, H. Xie, Y. Wang, L. Xu, Y. Chen, J. Gilman, L. Cui, and L. Hu, Ultrahigh-temperature conversion of biomass to highly conductive graphitic carbon, *Carbon* **144**, 241 (2019).
- [23] K. Yee and M. H. Ghayesh, A review on the mechanics of graphene nanoplatelets reinforced structures, *International Journal of Engineering Science* **186**, 103831 (2023).
- [24] J. R. Heringa and H. W. J. Blöte, Geometric cluster monte carlo simulation, *Phys. Rev. E* **57**, 4976 (1998).
- [25] J. Heringa and H. Blöte, Geometric symmetries and cluster simulations, *Physica A: Statistical Mechanics and its Applications* **254**, 156 (1998).
- [26] See Supplementary material [at url provided by the publisher] for details on cluster MC simulations, the evidence for order-disorder transition, fractal dimension analysis as well as tge recursive Green's function method.
- [27] G. De Tomasi, O. Hart, C. Glittum, and C. Castelnovo, Effects of critical correlations on quantum percolation in two dimensions, *Phys. Rev. B* **105**, 224316 (2022).
- [28] V. Hernandez, J. E. Roman, and V. Vidal, SLEPC: A scalable and flexible toolkit for the solution of eigenvalue problems, *ACM Trans. Math. Software* **31**, 351 (2005).
- [29] S. Balay, S. Abhyankar, M. F. Adams, S. Benson, J. Brown, P. Brune, K. Buschelman, E. M. Constantinescu, L. Dalcin, A. Dener, V. Eijkhout, J. Faibusowitsch, W. D. Gropp, V. Hapla, T. Isaac, P. Jolivet, D. Karpeev, D. Kaushik, M. G. Knepley, F. Kong, S. Kruger, D. A. May, L. C. McInnes, R. T. Mills, L. Mitchell, T. Munson, J. E. Roman, K. Rupp, P. Sanan, J. Sarich, B. F. Smith, S. Zampini, H. Zhang, H. Zhang, and J. Zhang, *PETSc Web page*, <https://petsc.org/> (2023).
- [30] V. Oganessian and D. A. Huse, Localization of interacting fermions at high temperature, *Phys. Rev. B* **75**, 155111 (2007).
- [31] Y. Y. Atas, E. Bogomolny, O. Giraud, and G. Roux, Distribution of the ratio of consecutive level spacings in random matrix ensembles, *Phys. Rev. Lett.* **110**, 084101 (2013).
- [32] A. Kosior and K. Sacha, Localization in random fractal lattices, *Phys. Rev. B* **95**, 104206 (2017).
- [33] K. Slevin and T. Ohtsuki, Critical exponent of the anderson transition using massively parallel supercomputing, *Journal of the Physical Society of Japan* **87**, 094703 (2018).
- [34] D. B. Wilson, Generating random spanning trees more quickly than the cover time, in *Proceedings of the Twenty-Eighth Annual ACM Symposium on Theory of Computing*, STOC '96 (Association for Computing Machinery, New York, NY, USA, 1996) p. 296–303.
- [35] A. MacKinnon, The calculation of transport properties and density of states of disordered solids, *Z. Physik B - Condensed Matter* **59**, 385 (1985).
- [36] D. Wurtz and B. M. Pohlmann, A green function recursion algorithm and finite-size scaling for diffusion in two-dimensional disordered systems, *Journal of Physics C: Solid State Physics* **21**, 5631 (1988).
- [37] N. Macé, F. Alet, and N. Laflorencie, Multifractal scalings across the many-body localization transition, *Phys. Rev. Lett.* **123**, 180601 (2019).
- [38] Y. Liu, P. Sierant, P. Stornati, M. Lewenstein, and M. Płodzień, *Quantum algorithms for inverse participation ratio estimation in multi-qubit and multi-qudit systems* (2024), [arXiv:2405.03338](https://arxiv.org/abs/2405.03338) [quant-ph].
- [39] A. Rojo-Francàs, P. Pansari, U. Bhattacharya, B. Juliá-Díaz, and T. Grass, Anomalous quantum transport in fractal lattices, *Communications Physics* **7**, 259 (2024).
- [40] A. MacKinnon and B. Kramer, One-parameter scaling of localization length and conductance in disordered systems, *Phys. Rev. Lett.* **47**, 1546 (1981).
- [41] A. MacKinnon and B. Kramer, The scaling theory of electrons in disordered solids: Additional numerical results, *Zeitschrift für Physik B Condensed Matter* **53**, 1 (1983).
- [42] K. L. Lee, B. Grémaud, C. Miniatura, and D. Delande,

Analytical and numerical study of uncorrelated disorder on a honeycomb lattice, *Phys. Rev. B* **87**, 144202 (2013).

SUPPLEMENTARY MATERIAL - ANDERSON LOCALISATION INDUCED BY STRUCTURAL DISORDER

GEOMETRIC MONTE CARLO ALGORITHM

The lattice configurations for the 3D honeycomb model analysed in the main text are generated using a geometric Monte Carlo (GCA) algorithm [24, 25] as discussed below. We consider an Ising-like nearest-neighbor interaction between the atoms on the lattice of linear dimension L :

$$H = -J \sum_{\langle \mathbf{r}, \mathbf{r}' \rangle} n_{\mathbf{r}} n_{\mathbf{r}'}, \quad (2)$$

where $n_{\mathbf{r}(\mathbf{r}')} \in \{0, 1\}$ and $\frac{1}{N^3} \sum_{\mathbf{r}} n_{\mathbf{r}} = p$. The goal of the Monte-Carlo technique is to attain the equilibrium distribution of the above system for an artificially defined temperature T ($J = 1, k_B = 1$). To this end, we employ the GCA algorithm which makes use of geometrical symmetries to speed up the Monte-Carlo simulations under the constraint $p = \text{const}$. Consider a symmetry transformation of the lattice $\mathcal{T} \equiv \{\mathbf{r}\} \rightarrow \{\tilde{\mathbf{r}}\}$, which can be, for example, a reflection along a certain symmetry axis. For a pair of neighboring sites \mathbf{r}_a and \mathbf{r}_b , we define,

$$\Delta_{ab} = - (n_{\mathbf{r}_a} n_{\mathbf{r}_b} + n_{\tilde{\mathbf{r}}_a} n_{\tilde{\mathbf{r}}_b} - n_{\mathbf{r}_a} n_{\tilde{\mathbf{r}}_b} - n_{\tilde{\mathbf{r}}_a} n_{\mathbf{r}_b}), \quad (3)$$

which calculates the change in *bond energy* associated with swapping the occupation of site \mathbf{r}_a with its symmetric twin with respect to its neighbor \mathbf{r}_b . The algorithm consists of the following steps:

1. Pick a random site \mathbf{r}_c .
2. Swap $n_{\mathbf{r}_c}$ and $n_{\tilde{\mathbf{r}}_c}$.
3. For every nearest-neighbor \mathbf{r}_k of \mathbf{r}_c , do the following if $\Delta_{ck} > 0$: Choose a random number $0 \leq z \leq 1$. If $1 - \exp[-\Delta_{ck}/T] > z$, swap $n_{\mathbf{r}_k}$ and $n_{\tilde{\mathbf{r}}_k}$. Add \mathbf{r}_k to the stack S .
4. Pick a site \mathbf{r}_s from the stack S . Substitute \mathbf{r}_s for \mathbf{r}_c and repeat steps 2 and 3. Remove \mathbf{r}_s from the stack S .
5. Repeat 4 until S is empty.

The above algorithm guarantees convergence to the equilibrium distribution. As the occupations are always swapped in the above algorithm, the constraint $p = \text{const}$ is always satisfied. In our case, we have randomly chosen reflection along cartesian x, y or z direction as the symmetry transformation after each MC iteration (steps 1-5 is one iteration). The location of the reflection axis is also chosen randomly.

ANALYSIS OF FRACTAL DIMENSION

In this supplementary section, we show that the AL transition in the link model is also detected through the fractal dimension D_q , defined as,

$$D_q = \frac{S_q(L + \Delta L) - S_q(L)}{3 \log \left[\frac{L}{L + \Delta L} \right]}, \quad (4a)$$

where,

$$S_q = \overline{\sum_{\mathbf{r}} |\langle \mathbf{r} | \phi_{\mathbf{n}} \rangle|^{2q}}. \quad (4b)$$

with the averaging performed over energy eigenstates $|\phi_{\mathbf{n}}\rangle$ in the vicinity of the target energy. In Fig. 5, we plot D_2 as a function of P_{link} for different system sizes L . An AL transition can be clearly identified with $P_{link,c} \approx 0.024$ and critical exponent $\nu \approx 1.53$, corroborating the results obtained from analysis of the gap ratio in the main text.

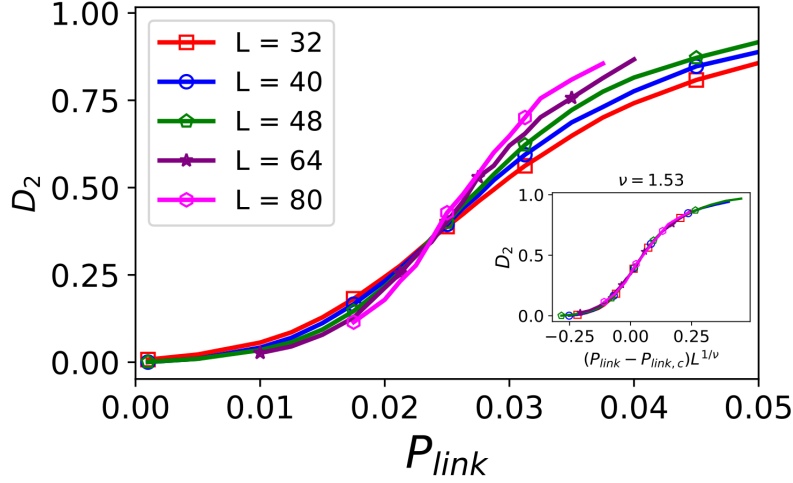


Figure 5.

RECURSIVE GREEN'S FUNCTION METHOD

We discuss here the recursive Green's function (RGF) technique [40–42] used for calculating the localisation length in the link model. As mentioned in the main text, we visualise that the link model of dimension $L_M \times L_M \times L_N$ is built by glueing together L_N 2D slices of dimension $L_M \times L_M$ along the horizontal direction. Let H_N denote the single-particle Hamiltonian for all N slices. It then follows that,

$$H_N = H_{N-1} + H_N^{\text{slice}} + H_{N-1,N}^{\text{hop}} + H_{N,N-1}^{\text{hop}}, \quad (5)$$

where H_{N-1} denotes the Hamiltonian of first $N - 1$ slices, H_N^{slice} denotes the Hamiltonian of the N^{th} slice in the absence of any connection with the preceding $N - 1$ slices while $H_{N,N-1}^{\text{hop}}$ and $H_{N-1,N}^{\text{hop}}$ encapsulate the connections between the N^{th} and $(N - 1)^{\text{th}}$ slices.

Using Dyson's equations, it follows that, Let $G_{l,n}^{(N)}$ represent the submatrix connecting layers l and n of the full retarded Green's function of $G^{(N)} = (E + i0^+ - H_N)^{-1}$. From Dyson's equations, it follows,

$$G_{N,N}^{(N)} = \left(E + i0^+ - H_N^{\text{slice}} - H_{N,N-1}^{\text{hop}} G_{N-1,N-1}^{(N-1)} H_{N-1,N}^{\text{hop}} \right)^{-1}, \quad (6a)$$

$$G_{1,N}^{(N)} = G_{1,N-1}^{(N-1)} H_{N-1,N}^{\text{hop}} G_{N,N}^{(N)}. \quad (6b)$$

Solving the above equations iteratively, the localisation length along the direction of glueing is then obtained as,

$$\frac{2}{\lambda_M} = \lim_{N \rightarrow \infty} \frac{1}{L_N} \log \text{Tr} \left(J^2 G_{1,N}^N \left[G_{1,N}^N \right]^\dagger \right) \quad (7)$$

Having determined the localization length λ_M along the horizontal direction, we plot (logarithms of) λ_M/L_M as a function of L_m for different values of P_{link} . The correlation length ξ is then subsequently determined by shifting the origin of $\log(L_M)$ to $\log(\xi)$ such that the different curves collapse to form two branches as shown in Fig. [4] of the main text.

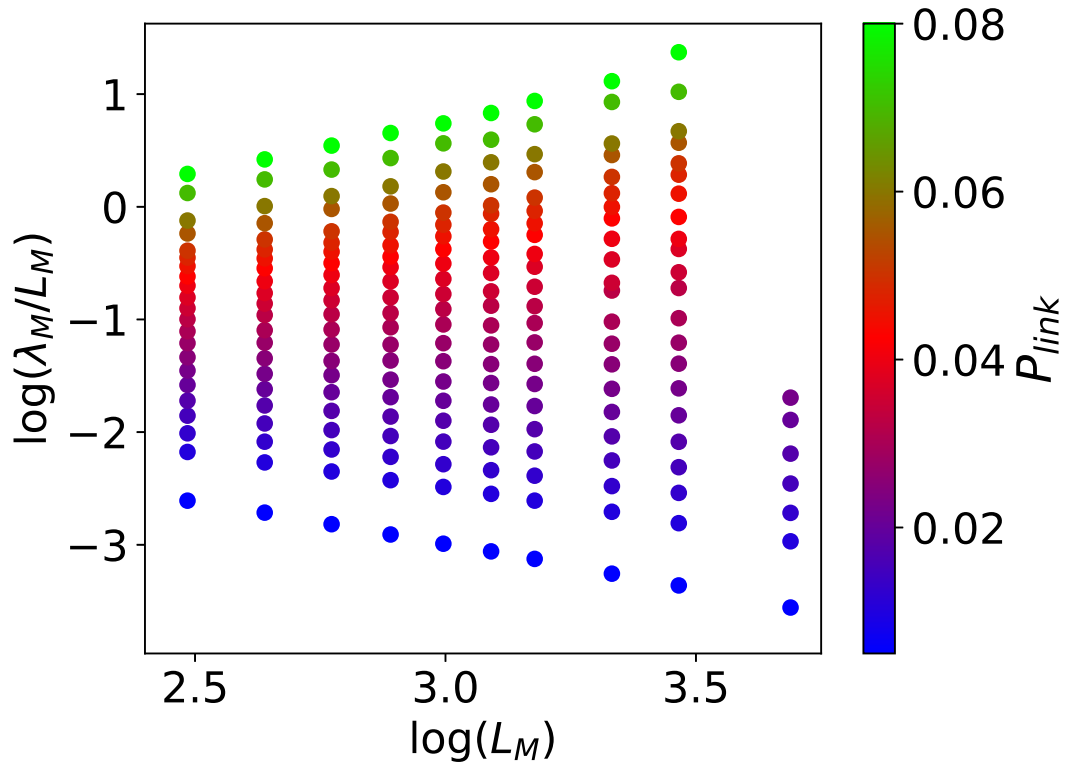


Figure 6. Phase diagram in the p vs T plane showing localized and delocalized phases of the honeycomb model.