

Shadow and accretion disk images of Kerr-Newman black hole in modified gravity theory

He-Bin Zheng^{1†}, Meng-Qi Wu^{1‡}, Guo-Ping Li^{1§}, Qing-Quan Jiang^{1*}

¹*School of Physics and Astronomy, China West Normal University, Nanchong 637000, China*

Abstract

In this paper, we study the shadow and images of the accretion disk of Kerr-Newman (KN) black hole (BH) in modified gravity (MOG) theory by using backward ray-tracing method. And, the influence of spin parameter (a), charge (Q), and MOG parameter (α) on the observed features of BHs are carefully addressed. Interestingly, as α increases, the flat edge of the BH's shadow gradually becomes more rounded, the size of shadow enlarges, and the deviation rate (δs) correspondingly decreases. By tracing the photon around BH, we observe that the trajectory of photon exhibits distortion behavior, i.e., the formation of two “tails” near the Einstein ring, which elongate as a increases. For the accretion disk, it shows that the inner shadow expands with α , while decreases with Q . The increase of α exhibits an increasing effect on redshift. At the same parameter level, α has a more obvious effect on inner shadow and image of BH by comparing with that of Q . Our study implies that both α and Q have relatively significant effects on the image of the KN-MOG BH with the thin disk accretion, but the influence of α is much greater. So, this indicates that α plays a dominant role in this spacetime.

† zhenghb3060@163.com

‡ 15282598923@163.com

§ Corresponding author: gpliphys@yeah.net

* Corresponding author: qqjiangphys@yeah.net

1 Introduction

Black hole (BH) is a type of dense celestial object predicted by general relativity, scientists have primarily focused on their theoretical study for decades. But in recent years, with advancements in technology, the Laser Interferometer Gravitation Wave Observatory (LIGO) has detected gravitational wave signals generated by the merger of binary BHs in 2015[1]. Later on, the Event Horizon Telescope (EHT) also captured the first image of a supermassive BH's shadow in 2019[2-7]. This groundbreaking discovery holds significant implications for both observational astronomy and theoretical physics. The BH's image reveals a bright ring encircling a dark region, identified as the photon ring and the BH's shadow, respectively[8]. It is well-known that BH's shadow can offer some deep insights into BH's properties. The shadow formed by the deflection of light traveling from the distant region around the BH, which is the result of the BH's intense gravitational field. As more and more researchers focus on optical observations of BHs, the methods for studying BH's shadows are becoming richer and more diverse. In fact, long before the EHT captured images of BHs, many scientists had already conducted theoretical simulations of light trajectories and BH's shadow images. In 1966, Synge studied the photon trajectory of a Schwarzschild BH[9]. In 1979, Luminet used computer simulations to predict for the first time that the gravitational field around a BH would bend light, causing BH's shadow to form[10]. In 2005, Takahashi used BH's shadows to constraint the electric charge of a BH[11]. And, the shadow can provide some strong evidences for distinguishing BHs in various gravitational theories or matter fields with astronomical observations. For instance, Zhong studied the shadow of a Kerr BH in the presence of a uniform magnetic field[12]; Wei studied the properties of Gauss-Bonner gravity using the shadows of four-dimensional rotating BHs[13]; Wang and Wei demonstrated that BH's shadows can be used to test the Lorentz symmetry[14]; Yuan combined the first-order QED effect with the numerical inverse ray tracing method to study the shadow of a magnetic charged KN BH[15]. In addition, through the BH's image provided by the EHT, it is found that the BH's shadow is related to the BH's mass, spin parameters, charge parameters, accretion disk and modified gravitational parameters[8, 16-23].

It is widely believed that BHs in the universe are always surrounded by the accretion flows due to strong gravity. Therefore, some researchers have studied the various energy fluxes and the emission spectrum of BHs, and regarded their accretion disk as a perfect black body radiator[24-26]. And some researchers have studied Schwarzschild BHs by considering spherically symmetric accretion[27]. It is gradually found that when the BH is surrounded by an optically and geometrically thin accretion disk, it can be observed that the BH's image is

composed of bright and dark regions, including direct emission rings, lens rings and photon rings[28]. Selecting different emission functions can also reveal interesting features in the shadows and rings. For thin accretion disk, the contribution of the brighter lens ring and the darker photon ring surrounding the BH's shadow to the total observed intensity is always quite small, so their contributions to the total observed intensity can be ignored[29]. These features are significant for our study of the images and properties of BHs surrounded by thin accretion disks. Meanwhile other studies show that thin accretion disks have significant effects on BH's shadow[18, 30–33]. Through the tireless efforts of researchers, significant progress has been made in the theoretical study of BH's shadows, accretion disks and BH's images, making important contributions to astronomical observations[29, 33–59].

On the other hand, Moffat introduced a modified theory of gravity called the scalar-tensor-vector theory of gravity[60], also known as the MOG theory. MOG theory has successfully explained solar system observations, galaxy rotation curves and galaxy cluster dynamics[61–65]. Also, it gives data of matter power spectrum and cosmic microwave background sound power spectrum[66]. In the study of galactic rotation curves, people can choose modified gravity theory rather than general relativity[67–69]. In general, the two theories differ in key respects. Many studies have highlighted the difference between MOG and general relativity[70–80]. In 2014, Moffat et al. proposed static BH's solutions and axisymmetric BH's solutions in MOG theory[81]. Then, one has in MOG theories studied the thermodynamic properties, quasi-normal scale, shadows and accretion disks of BHs[82–85]. Although the MOG theory has made great progress in constructing BH's solutions and studying the physical properties of BHs, the properties of rotating charged BH's solutions in MOG theory remain unknown. The most general axially symmetric BH solution to Einstein's equations is the KN solution, which includes spin (a), charge (Q), and angular momentum. This solution in the MOG theory has already been confirmed by researchers[70, 86]. Therefore, it is of great significance to study BH's shadows and the images of accretion disks in MOG theory. In particular, the shadow of the rotating BH in MOG theory and its observed image under a thin disk are still unclear. In view of this, the aim of this paper is to study the shadows and accretion disk images of rotating charged MOG BHs, with the goal of providing some astronomical observational insights into MOG theory.

The structure of this paper is as follows: In section 2, we studied the spacetime properties of the KN BH in the MOG theory and analyzed its shadow images. Section 3, is to introduce the detail of the thin disk model. In section 4, we presented the images of the thin disk accretion, as well as its redshift and intensity distribution, and compared the effects of the MOG parameter on the observed images with that of charge. Finally, section 5 ends with a

brief summary.

2 KN-MOG spacetime and shadow

In 2015, Moffat has successfully employed the scalar–tensor–vector gravity (STVG) or MOG to construct the rotating BH’s solution[70]. In Boyer-Lindquist coordinates, the expression of this charged spacetime can be expressed as [86]

$$ds^2 = -\left(\frac{\Delta - a^2 \sin^2 \theta}{\Sigma}\right)dt^2 + \frac{\Sigma}{\Delta}dr^2 + \Sigma d\theta^2 + \frac{\sin^2 \theta}{\Sigma} \left[(a^2 + r^2)^2 - a^2 \sin^2 \theta \Delta \right] d\phi^2 + \frac{2a \sin^2 \theta}{\Sigma} \left[\Delta - (a^2 + r^2) \right] dt d\phi, \quad (2.1)$$

where

$$\Delta = r^2 - 2GMr + a^2 + Q^2 + G_N^2 \alpha (1 + \alpha) M^2, \quad \Sigma = r^2 + a^2 \cos^2 \theta. \quad (2.2)$$

The parameters a and M denote the spin and mass of BH respectively, while Q represents the charge of the KN-MOG BH. For simplicity, we set $G_N = 1$ and $M = 1$ in the following discussions. The parameter $\alpha = (G - G_N)/G_N$ is the MOG parameter, which denotes the dimensionless measure of the difference between the Newtonian gravitational constant G_N and the additional gravitational constant G . When $\alpha = 0$, the KN-MOG BH reduces to the KN BH. When $\alpha = 0$ and $Q = 0$, the KN-MOG BH further reduces to the Kerr BH. To ensure the existence of the event horizon, we define the critical charge, i.e., $Q_e = \sqrt{-a^2 + G_N^2 M^2 (1 + \alpha)}$. The shadow of BH is determined by the motion of massless particles following null geodesics in its spacetime structure. The geodesic equation can be derived by solving the Hamilton-Jacobi equation:

$$\frac{\partial S}{\partial \sigma} = -\frac{1}{2} g^{\mu\nu} \frac{\partial S}{\partial x^\mu} \frac{\partial S}{\partial x^\nu}, \quad (2.3)$$

where S denotes the Jacobi action, which is given by the following expression

$$S = -\frac{1}{2} m^2 \sigma - \mathcal{E} t + \mathcal{L} \phi + S_r(r) + S_\theta(\theta). \quad (2.4)$$

In Eq.(2.4), m represents the mass of test particle, \mathcal{E} denotes the energy, and \mathcal{L} is the angular momentum along the axis of symmetry. We focus on the motion of photon($m = 0$). So, there are two conserved quantities, which are

$$\mathcal{E} = -g^{tt} \dot{t} - g^{t\phi} \dot{\phi}, \quad \mathcal{L} = g^{t\phi} \dot{t} + g^{\phi\phi} \dot{\phi}, \quad (2.5)$$

the overdot denotes differentiation with respect to the affine parameter τ . By substituting Eq.(2.1) and Eq.(2.2) into Eq.(2.4) and Eq.(2.5), it can be obtained

$$\begin{aligned}
\Sigma^2 \dot{t}^2 &= \Sigma^2 \left[\mathcal{E} + \frac{(a^2 \mathcal{E} - a\mathcal{L} + \mathcal{E}r^2)(a^2 + r^2 - \Delta)}{\Delta \Sigma} \right]^2, \\
\Sigma^2 \dot{\phi}^2 &= \Sigma^2 \left[\frac{\Sigma \csc^4 \theta \left[a \left[a^2 \mathcal{E} - a\mathcal{L} + \mathcal{E}(r^2 - \Delta) \right] + \mathcal{L} \Delta \csc^2 \theta \right]}{\Delta \left[a^2 - (a^2 + r^2) \csc^2 \theta \right]^2} \right]^2, \\
\Sigma^2 \dot{r}^2 &= \left[(r^2 + a^2) \mathcal{E} - a\mathcal{L} \right]^2 - \Delta \left[\kappa + (\mathcal{L} - a\mathcal{E})^2 \right] = R, \\
\Sigma^2 \dot{\theta}^2 &= \kappa + \cos^2 \theta \left(a^2 \mathcal{E}^2 - \frac{\mathcal{L}^2}{\sin^2 \theta} \right) = \Theta,
\end{aligned} \tag{2.6}$$

κ is the Carter constant. Using these equations, we can determine the photon's trajectory. Next, we relate the energy \mathcal{E} , angular momentum \mathcal{L} , and Carter's constant κ to the impact parameters near the BH: $\xi = \mathcal{L}/\mathcal{E}$ and $\eta = \kappa/\mathcal{E}^2$. In general, the condition of photon sphere demands $R(r_p) = 0$ and $dR(r_p)/dr_p = 0$, where r_p is the radius of photon sphere. So, we can obtain

$$\xi(r) = \frac{a^2(1 + \alpha + r) + r\mathbb{B}}{\mathbb{A}} \Big|_{r=r_p}, \quad \eta(r) = -\frac{r^2 \left[4a\alpha\mathbb{A} + 4a^2(Q^2 - r) + \mathbb{B}^2 \right]}{\mathbb{A}^2} \Big|_{r=r_p}, \tag{2.7}$$

where $\mathbb{A} = a(1 + \alpha - r)$, $\mathbb{B} = \left[2\alpha^2 + 2Q^2 + \alpha(2 - 3r) + (-3 + r)r \right]$. First, we assume that the observer located at infinity. Due to the symmetries in the t and ϕ directions, we can define a zero-angular-momentum observer (ZAMO) at coordinates $(t_o = 0, r_o, \theta_o, \phi_o = 0)$ with the tetrad reads

$$e_0 = \zeta \partial_t + \gamma \partial_\phi, \quad e_1 = -\frac{\partial r}{\sqrt{g_{rr}}}, \quad e_2 = \frac{\partial \theta}{\sqrt{g_{\theta\theta}}}, \quad e_3 = -\frac{\partial \phi}{\sqrt{g_{\phi\phi}}}, \tag{2.8}$$

where $\zeta = \sqrt{\frac{-g_{\phi\phi}}{g_{tt}g_{\phi\phi} - g_{t\phi}^2}}$ and $\gamma = -\frac{g_{t\phi}}{g_{\phi\phi}} \sqrt{\frac{-g_{\phi\phi}}{g_{tt}g_{\phi\phi} - g_{t\phi}^2}}$. In our previous work, the model the tetrad and the camera model was provided in [87]. Considering a light ray $\lambda(\tau) = (r(\tau), \theta(\tau), \phi(\tau), t(\tau))$, its tangent vector is given by

$$\dot{\lambda} = \dot{r} \partial_r + \dot{\theta} \partial_\theta + \dot{\phi} \partial_\phi + \dot{t} \partial_t = \left| \overrightarrow{OP} \right| (-\chi e_0 + \cos \alpha e_1 + \sin \alpha \cos \beta e_2 + \sin \alpha \sin \beta e_3). \tag{2.9}$$

Based on Eq.(2.9), χ is an undetermined prefactor. Notably, the trajectory of the photon is independent of its energy. The photon's energy is introduced into the camera's frame and set to unity, i.e., $E_{camera} = \left| \overrightarrow{OP} \right| \chi = 1$. In the ZAMO's frame, the four-momentum of photons can be written as

$$p^0 = \zeta \mathcal{E} - \gamma \mathcal{L}, \quad p^1 = -\frac{1}{\sqrt{g_{rr}}} k_1, \quad p^2 = \frac{1}{\sqrt{g_{\theta\theta}}} k_2, \quad p^3 = -\frac{1}{\sqrt{g_{\phi\phi}}} \mathcal{L}, \tag{2.10}$$

k_ν is the photon's four-momentum before being projected onto the ZAMO's frame. According to the relationship between photon four-momentum and celestial coordinates that discribed in [87], we have $\cos \alpha = p^1/p^0$ and $\tan \beta = p^3/p^2$. So, the expressions for the celestial coordinates in the spacetime (2.1) are provided below

$$\alpha(r_p) = \arccos \left[\frac{\sqrt{\mathbb{C}} \sqrt{(a^2 + r^2)^2 - a^2 \Delta - \Delta \eta(r_p) - 2 \mathbb{D} + (a^2 - \Delta) \xi^2(r_p)}}{\mathbb{C} - \mathbb{D}} \right] \Big|_{(r_o, \theta_o)}, \quad (2.11)$$

$$\beta(r_p) = \arctan \left[\frac{\sqrt{\Sigma^2} \xi(r_p)}{\sqrt{\sin^2 \theta \mathbb{C} \sqrt{a^2 \cos^2 \theta + \eta(r_p) - \cot^2 \theta \xi^2(r_p)}}} \right] \Big|_{(r_o, \theta_o)}, \quad (2.12)$$

where $\mathbb{C} = (a^2 + r^2)^2 - a^2 \Delta \sin^2 \theta$ and $\mathbb{D} = a(a^2 + r^2 - \Delta) \xi(r_p)$. With the aid of Eqs.(2.11,2.12), it is easy to find the relation between the celestial coordinates and Cartesian coordinates (x, y) one the screen[53]. So, we have

$$x(r_p) = -2 \tan \left[\frac{\alpha(r_p)}{2} \right] \sin \left[\beta(r_p) \right], \quad y(r_p) = -2 \tan \left[\frac{\alpha(r_p)}{2} \right] \cos \left[\beta(r_p) \right]. \quad (2.13)$$

In Figure 1, we set the charge to $Q = 0.3Q_e$ and show the shadows of KN-MOG BH for

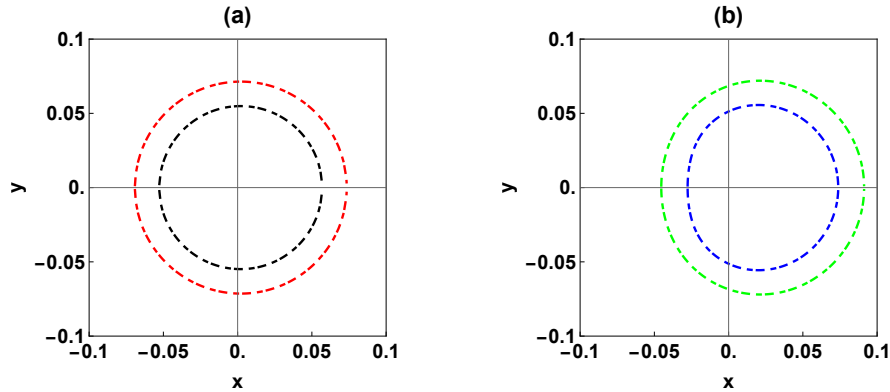


Figure 1: The shadow of KN-MOG BH when $Q = 0.3Q_e$ for $\theta_o = \pi/2$. Left: $a=0.1$, $\alpha=0.1$ (Black), $\alpha=0.5$ (Red). Right: $a=0.998$, $\alpha=0.1$ (Blue), $\alpha=0.5$ (Green).

different choices of a and α . One can see that the size of shadow increases with α , while the shadow evolves into a “D” shape when a increases. Notably, as α increases, this “D” shape of shadow gradually return to a circular shape. In Figure 2, the charge Q decreases the shadow radius. And, it is interesting to find that the smaller of a , the greater effect of charge on the shadow. Next, to further show the effect of α , we study the shadow radius and deviation rate δs of shadow which defined in [88]. For different values of α , the shadow radius and deviation rate are shown in Table 1.

From the Table 1, it can be observed that the shadow always increases with α , while the deviation rate δs of the shadow decreases, which is coincide with that of Figure 1.

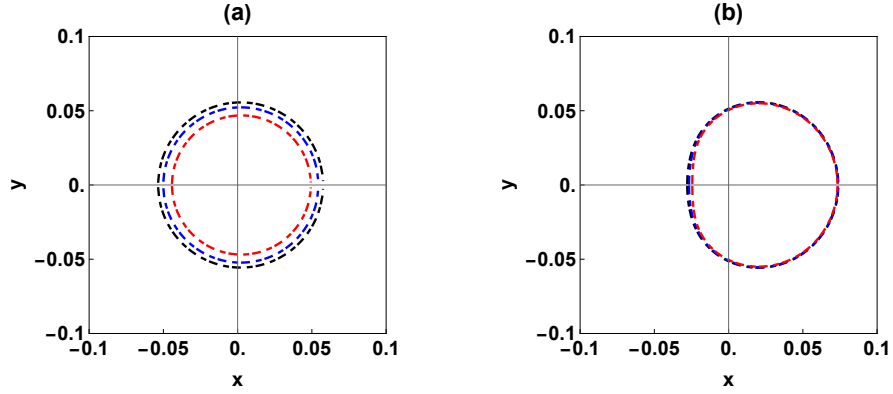


Figure 2: The shadow of KN-MOG BH when $\alpha=0.1$. Left: $a=0.1$, $Q=0.1Q_e$ (Black), $Q=0.6Q_e$ (Blue), $Q=0.9Q_e$ (Red). Right: $a=0.998$, $Q=0.1Q_e$ (Black), $Q=0.6Q_e$ (Blue), $Q=0.9Q_e$ (Red).

α	$Rs(a = 0.1)$	$Rs(a = 0.6)$	$Rs(a = 0.998)$	$\delta s(a = 0.1)$	$\delta s(a = 0.6)$	$\delta s(a = 0.998)$
0	0.050695	0.050975	0.051475	0.001222	0.049050	0.247953
0.1	0.054889	0.055153	0.055626	0.001108	0.043955	0.176622
0.3	0.063182	0.063421	0.063848	0.000928	0.036213	0.128211
0.5	0.071371	0.071589	0.071981	0.000793	0.030602	0.102214
0.7	0.079475	0.079676	0.080038	0.000689	0.026348	0.084967

Table 1: The shadow radius Rs and the deviation rate δs of KN-MOG BH, where $r_o = 100$, $\theta_o = \pi/2$, $Q = 0.3Q_e$.

For a celestial light source, we will more easily observe the shadow of BH and the distortion of light around it. When BH illuminated by a celestial light source, Figure 3 presents images of KN-MOG BH for both $a = 0.1, 0.998$ and $\alpha = 0, 0.1, 0.5$. The color divisions of the four quadrants of the celestial sphere divided into: for $0 \leq \theta < \pi/2$, the region $0 \leq \phi < \pi$ marked as green quadrant, and the red quadrant belongs to $\pi \leq \phi < 2\pi$; for $\pi/2 \leq \theta < \pi$, the blue quadrant is fixed to region $0 \leq \phi < \pi$, and the range $\pi \leq \phi < 2\pi$ is assigned as the yellow quadrant [89]. When the parameter α is fixed at $\alpha = 0.1$, the left side of the shadow will be flattened with the increase of a . This change is very small for a smaller a , while it will becomes pronounced when $a = 0.998$. So, we can observe that as α increases, the shadow deformation caused by a diminishes. And, when α is very large, the BH's shadow always reverts to a black circular disk even if a is very large. In addition, it is also obvious that the parameter α enlarges the size of the shadow. On the other hand, the two quadrants, the green and the blue regions, exhibit a “tail”. This “tail” is obvious related to the spin of BH, which seem to be independent of α ; as a increases, the “tail” becomes longer. In fact, due to gravitational lensing, there will be an Einstein ring outside of the shadow. The “tail” in the inner quadrant will extend along the inner edge of Einstein ring, while the “tail” in the outer quadrant extend

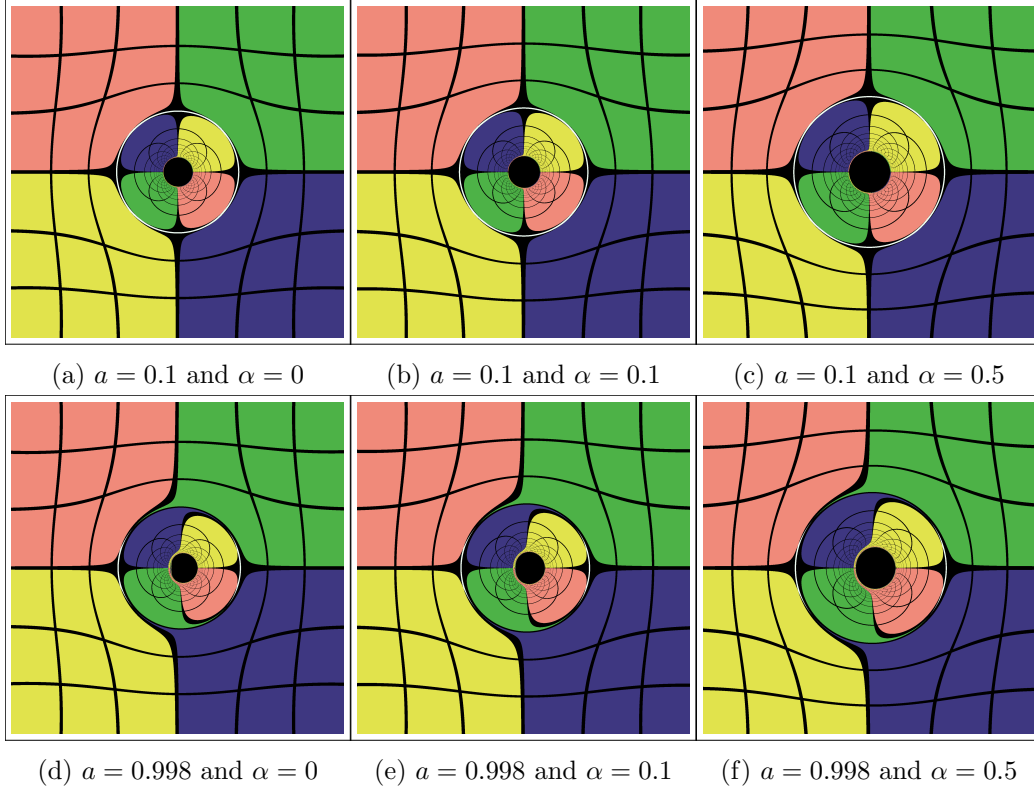


Figure 3: The images of the KN-MOG BH with $\alpha = 0, 0.1, 0.5$. The position of the observer is fixed at $\theta_o = \pi/2$, $r_o = 100$, $Q = 0.3Q_e$, and the white ring outside of shadow represents the Einstein ring.

along the outer edge of Einstein ring.

3 Thin accretion disk model

In our study, the accretion disk model is represented as a free, electrically neutral plasma orbiting along an equatorial time-like geodesic, and is optically and geometrically thin disk. In our previous work, the schematic diagram of a thin accretion disk was provided[87]. Using r_{ISCO} as the dividing line, the accretion disk can be divided into two regions. The radius of the ISCO can be determined by solving this equation

$$V_{eff}(r, E, L) = 0, \quad \partial_r V_{eff}(r, E, L) = 0, \quad \partial_r^2 V_{eff}(r, E, L) = 0, \quad (3.1)$$

where V_{eff} is the effective potential function

$$V_{eff}(r, E, L) = \left(1 + g^{tt} E^2 + g^{\phi\phi} L^2 - 2g^{t\phi} EL \right) \Big|_{\theta=\frac{\pi}{2}}. \quad (3.2)$$

Since the r_{ISCO} divided the accretion disk into inner and outer parts, it is important to note that the motion for the particles is differ in these two regions. At first, we need to determine the four-velocity u^a of the particles in the accretion disk. Due to the invariance under time translation and rotation, the KN-MOG BH possesses two Killing vectors. Consequently, along a time-like geodesic, the two conserved quantities of a massive neutral particle's four-velocity can be expressed as $E = -u_t$ and $L = u_\phi$. E is the energy per unit mass and L is angular momentum per unit mass. And, the normalization condition $u^a u_a = -1$ should be satisfied. When $r \geq r_{ISCO}$, the equation of motion of the particle in the radial direction can be obtained by $V_{eff} = \partial_r V_{eff} = 0$. With these two equations, it is easy to find two conserved quantities $E = E_{cir}(r)$ and $L = L_{cir}(r)$ for the circular orbits. For a stable circular orbit, we need to solve the second derivative of the effective potential of the circular orbit $d_2 V_{eff}(r) = \partial_r^2 V_{eff}|_{E=E_{cir}(r), L=L_{cir}(r)}$. So, the effective potential must satisfy $d_2 V_{eff}(r) \geq 0$. In this sense, we regarded the motion of particles outside of r_{ISCO} is the circular orbital motion. Inside of r_{ISCO} , we consider that the motion of particles is the plunge orbit fallen from r_{ISCO} to the event surface. The photon in this state is assumed to have energy E_{ISCO} and angular momentum L_{ISCO} . In this consideration, the accretion flows move along time-like circular orbits, the equation of motion can also be rewritten as

$$u^a = u_{out}^t(1, 0, 0, \Omega_n), \quad (3.3)$$

where

$$u_{out}^t = \sqrt{\frac{1}{g_{\phi\phi}\Omega_n^2 + 2g_{t\phi}\Omega_n + g_{tt}}}\Big|_{\theta=\frac{\pi}{2}}, \quad \Omega_n = \frac{-g_{t\phi,r} + \sqrt{g_{t\phi,r}^2 - g_{tt,r}g_{\phi\phi,r}}}{g_{\phi\phi,r}}\Big|_{\theta=\frac{\pi}{2}}. \quad (3.4)$$

Inside the ISCO, the matter falls from the ISCO to the event horizon with the same conserved quantities as that for the ISCO. The components of four-velocity can be written as

$$\begin{aligned} u_{in}^t &= -g^{tt}E_{ISCO} + g^{t\phi}L_{ISCO}\Big|_{\theta=\frac{\pi}{2}}, & u_{in}^r &= -\sqrt{-\frac{V_{eff}(r, E_{ISCO}, L_{ISCO})}{g_{rr}}}\Big|_{\theta=\frac{\pi}{2}}, \\ u_{in}^\phi &= -g^{t\phi}E_{ISCO} + g^{\phi\phi}L_{ISCO}\Big|_{\theta=\frac{\pi}{2}}, & u_{in}^\theta &= 0. \end{aligned} \quad (3.5)$$

First of all, we notice that the celestial coordinates of each ray have been defined previously. As we track light ray, it's important to note that light can cross the equatorial plane more than once. The radius of each intersection can be written in the form $r_n(x, y)$, $n = 1, 2, 3, \dots, N_{max}(x, y)$. $r_n(x, y)$ represents the n -th image given on the screen. The image at $n = 1$ is called "direct" image, and the image at $n = 2$ is called "lensed" image.

In general, there are some light rays emitted from the accretion disk can always interacts with the disk. So the intensity would change due to the emission and absorption as the

interactions occurs. By ignoring refraction effect of the accretion disk, the relation of the light intensity can be described as the following equation

$$\frac{d}{d\tau} \left(\frac{I_\nu}{\nu^3} \right) = \frac{J_\nu - \kappa_\nu I_\nu}{\nu^2}, \quad (3.6)$$

I_ν is the specific intensity, J_ν is the emissivity and κ_ν is the absorption coefficient at the frequency ν . In a vacuum, both J_ν and κ_ν are zero. This means I_ν/ν^3 is conserved along the geodesic. It is assumed that the accretion disk axially symmetric, stable, and has Z_2 -symmetry in the equatorial plane. The accretion disk is geometrically thin, the absorption coefficient and emissivity of accretion disk remain constant as light passes through it. In those considerations, the formula for the light intensity received on the screen is given by

$$I_{\nu_0} = \sum_{n=1}^{N_{max}} \left(\frac{\nu_0}{\nu_n} \right)^3 \frac{J_n}{\iota_{n-1}} \left[\frac{1 - e^{\kappa_n f_n}}{\kappa_n} \right], \quad (3.7)$$

which $\nu_o = \mathcal{E}_o = -p_0|_{r=r_o}$ is the observed frequency on the screen, $\nu_n = \mathcal{E}_n = -k_\mu u^\mu|_{r=r_n}$ is the frequency observed by the local rest frames comoving with the accretion disk, $f_n = \nu_n \Delta\lambda_n$ is the ‘‘fudge factor’’ which is related to the accretion disk model. The affine parameters will change as the light passes through the accretion disk at F_n , which is $\Delta\lambda_n$. Here, the symbol F_n is called the class of the local rest frames, and $n = 1, 2, 3, \dots, N_{max}$ is the number of times that the light passes through the accretion disk. And, the optical depth ι_m is

$$\iota_m = \begin{cases} \exp \left[\sum_{n=1}^m \kappa_n f_n \right] & \text{if } m \geq 1, \\ 1 & \text{if } m = 0. \end{cases} \quad (3.8)$$

When further taking the redshift factor ($g_n = \nu_o/\nu_n$) into account, the Eq.(3.7) can be simplified as $\sum_{n=1}^{N_{max}} f_n g_n^3 J_n$. In order to compare with the observed data of M87* and Sgr A* images, we choose the specific form of emissivity as

$$J = \exp \left[-\frac{1}{2} \left(\log \frac{r}{r_h} \right)^2 - 2 \left(\log \frac{r}{r_h} \right) \right], \quad (3.9)$$

where r_h is the horizon radius on the equatorial plane. The effect of the f_n is mainly to change the light intensity of the narrow photon ring, which has little effect on the overall pattern. According to reference [90], the f_n is normalized to 1. In addition, the form of redshift factor for $r_n \geq r_{ISCO}$ is

$$g_n = \frac{e}{\zeta(1 - \Omega_n \xi)}, \quad r_n \geq r_{ISCO}, \quad (3.10)$$

and for $r_n < r_{ISCO}$, we have

$$g_n = -\frac{e}{u_{in}^r \frac{k_r}{\xi} + E_{ISCO}(g^{tt} - g^{t\phi}\xi) + L_{ISCO}(g^{\phi\phi}\xi - g^{t\phi})}, \quad r_n < r_{ISCO}. \quad (3.11)$$

with

$$\zeta = \sqrt{\frac{-1}{g_{tt} + 2g_{t\phi}\Omega_n + g_{\phi\phi}\Omega_n^2}} \Big|_{r=r_n}, \quad (3.12)$$

here the ratio between the energy observed on the screen and the energy along null geodesic is denoted as $e = \mathcal{E}_o/\mathcal{E}$, which is $e = 1$ for KN-MOG spacetime since it is asymptotically flat.

4 Accretion disk images

In this paper, we fix the position of the observer at $r_o = 100$. Because the emission profile of the accretion disk decreases rapidly with r . So, the accretion disk far from the event horizon has little effect on the image of KN-MOG BH. In view of this, the inner and outer radius of the accretion disk can be set to $r_{ir} = r_h$ and $r_{or} = 20$, which is enough for the purpose of our study.

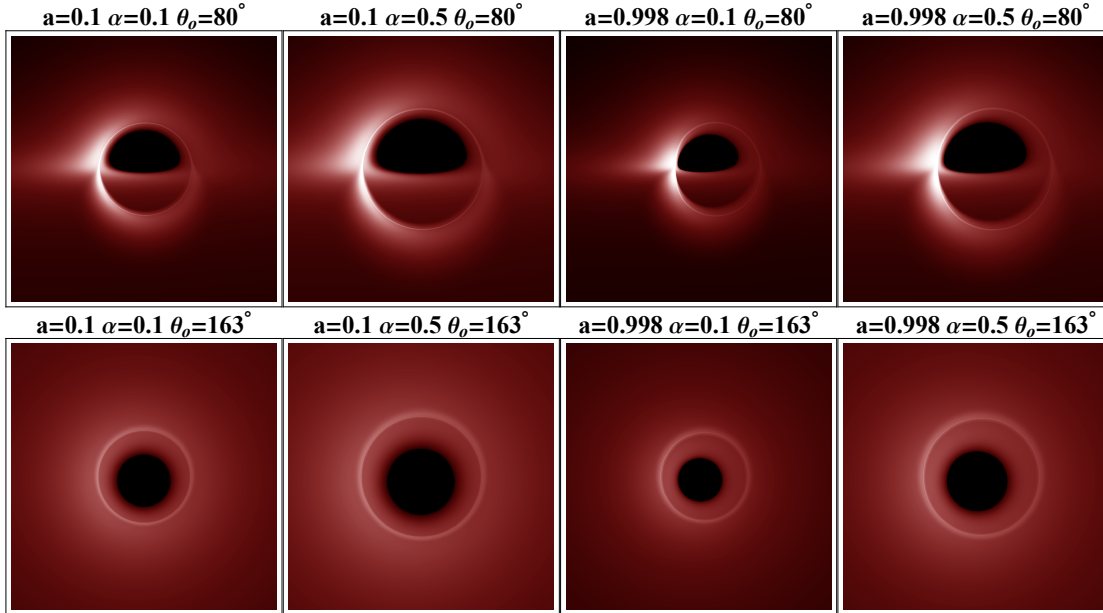


Figure 4: Images of KN-MOG BH illuminated by prograde flows. The top and bottom rows correspond to $\theta_o = 80^\circ$ and 163° , respectively.

Figures 4 and 5 are the images of the KN-MOG BH illuminated by an accretion disk with prograde and retrograde flows, respectively. Some photons emitted inside the critical curve are captured by the event horizon, while some photons will escape to infinity and be observed by the observer. As a result, those photons that cannot reach the observer form the black region, known as an inner shadow.

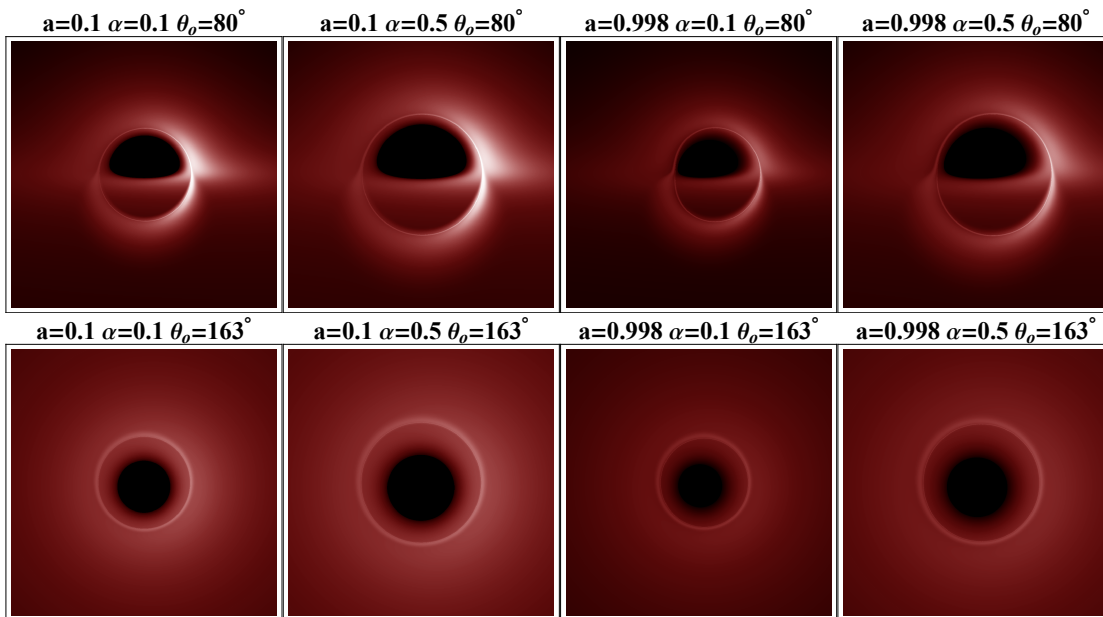


Figure 5: Images of KN-MOG BH illuminated by retrograde flows. The top and bottom rows correspond to $\theta_o = 80^\circ$ and 163° , respectively.

In Figure 4, for $\theta_o = 80^\circ$, we can easily distinguish the direct image from the lens image. Similarly, the photon ring and the inner shadow can be easily observed. The inner shadow observed in this situation is a blurry black semicircle. The critical curve takes on a “D” shape for $a = 0.998$, but changes into a circular shape as $\alpha = 0.5$. As α increases, both the inner shadow and the critical curve become larger and larger. For $\theta_o = 163^\circ$, the direct image and the lens image can no longer be distinguished, only the inner shadow and the photon ring can be observed. The inner shadow observed in this situation is circular. We can also observe that the inner shadow and the critical curve increase as α grows. However, since the change in the shape of the critical curve with a is not observable, the ability of α that restore the circularity is also missing. Figure 5 presents the image of the accretion disk in the retrograde flows. It can be observed that the inner shadow and the critical curve in the accretion disk image change with a and α in the same way as that in the prograde flows. However, in terms of intensity distribution, the prograde and retrograde accretion disks exhibit different behaviors. For the prograde flows, the light intensity observed on the left side of the critical curve is significantly stronger than that on the right side. In contrast, for the retrograde flows, the light intensity observed on the right side is noticeably stronger than that on the left side. This is because the prograde accretion disk rotates to the left, and the left side, due to the Doppler effect, appears to accumulate strength here. Similarly, a retrograde accretion disk rotates to the right, accumulating strength on the right side. However, the strength is somewhat weaker by

comparing with the prograde flows due to the drag effect of KN-MOG BH.

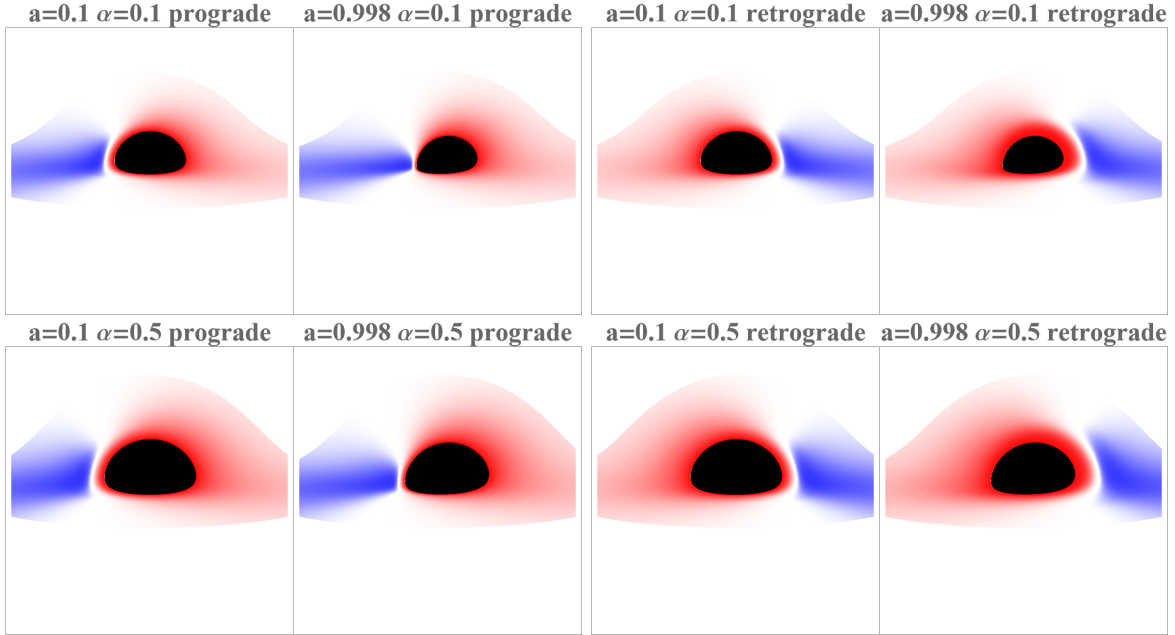


Figure 6: The redshift of direct images of the accretion disk model. Red and blue represent red shift and blue shift, respectively.




Figure 7: The redshift of lensed images of the accretion disk model.

The images in Figures 6 and 7 are the results obtained with $\theta_o = 80^\circ$. In Figure 6, we show the redshift of the direct images of the accretion disk. It can be seen from the two columns on the left, when a increase, the inner shadow decrease, so the region of redshift seems to

be smaller, while an increase α enhance the region of redshift. From the two columns on the right, we can see that both a and α increase the region of the redshift. For the redshift of lensed images in Figure 7, the results are similar with that of the direct images.

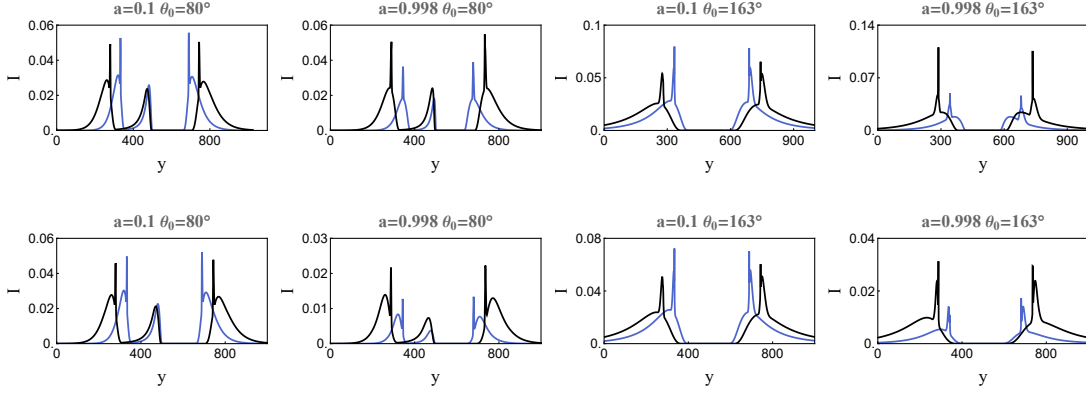


Figure 8: Intensity distribution along y -axis of the screen. The top and bottom rows correspond to prograde flow and retrograde flow respectively, where $\alpha = 0.1$ (blue line), $\alpha = 0.5$ (black line).

We focus on the intensity distribution in the y direction on the screen, which is shown in Figure 8. When the accretion disk is in the prograde flows, it can be seen that the increase of α will cause the distance between two peaks to widen. This corresponds to the results that α enlarges the size of BH's shadow. We also find that when a is large, α enhance the peak intensity and the radiative flux. But, when a is small, the peak intensity and the radiative flux decreases with α . This implies the observed intensity is not only influenced by α but also related to a . When the accretion disk is in the retrograde flows, the effects of a and α on the peak intensity and radiative flux in the same way as in the prograde flows. But, the intensity in the retrograde flows is slightly weaker than in the prograde flows.

To further analyze the effect of charge Q on the images of BH, we show a comparative study of Kerr, KN, Kerr-MOG, and KN-MOG BHs in Figure 9. We observe that the radius of shadow and inner shadow of BH increases with α , while Q decreases them. At the same parameter level, one can see that α has an obvious effect on the shadow and image of BH by comparing with that of Q . The bright light ring is called as the critical curve of BH. For a large value of a , the left side of the critical curve seems to be flattened for Kerr BH. However, α can gradually make this flattened section become more rounded. This effect is clearer for the case $a = 0.998$. An increase in Q will decrease the critical curve, but the effect is minimal. In view of this, we can conclude that both α and Q have relatively significant effects on the image of the KN-MOG black hole with the thin disk accretion, but the influence of α is clearly much greater. This indicates that α plays a dominant role in this spacetime.




Figure 9: Images of BHs illuminated by prograde flows for $\theta_o = 80^\circ$.

5 Summary and discussion

In this paper, we use backward ray-tracing method to study the shadow and images of accretion disk of KN BH in modified gravity theory. First, the photon motion equation is obtained by solving the Hamilton-Jacobi equation. Then, the BH's shadow is observed with the aid of the ZAMO's frame. we find that the shadow expands as α increases in Figure 1. And, the left side of the shadow gradually flattens as a increases. But, it is interesting to show that this flattening effect gradually diminishes as α increases. Additionally, this effect can be described by the deviation rate δ_s in Table 1, which increases with a but decreases with α . Meanwhile, the shadow decreases as Q increases in Figure 2. Also, we study the BH's images under the astrophysical light source. As α increases, the “D” shaped shadow caused by a diminishes. In Figure 3, we find a “tail” along the Einstein ring. This “tail” becomes longer as a increases, while seems to be unrelated to α .

Finally, we further study the images of KN-MOG BH with the thin accretion disk. Under both prograde and retrograde flows, the observed images of the accretion disk were plotted for different values of α , a , Q and θ_o . We can easily distinguish between the direct image and lens image at $\theta_o = 80^\circ$, which is no longer distinguished at $\theta_o = 163^\circ$. In Figure 4, it shows that the light intensity observed on the left side of the critical curve is significantly stronger than that on the right side. This is because the prograde accretion disk rotates to the left, leading to an accumulation of intensity on the left side due to the Doppler effect. Conversely,

in a retrograde accretion disk, which rotates to the right, the intensity accumulates on the right side. However, due to the drag effect of the KN-MOG BH, the intensity on this side is somewhat weaker. And the increase of α enhances the region of redshift for both prograde and retrograde flows, while a only increases it in retrograde flows.

For the intensity distribution in the y direction on the screen, the increase of α cause the distance between two peaks to widen. And when a is large, α enhance the peak intensity and the radiative flux. But, when a is small, the peak intensity and the radiative flux decreases with α . Moreover, we observe that the radius of shadow and inner shadow of BH increases with α , but Q decreases them. At the same parameter level, one can see that α has a more obvious effect on the shadow and image of BH by comparing with that of Q . For a large value of a , the left side of the critical curve seems to be flattened for Kerr BH. The parameter α can gradually make this flattened section become more rounded. An increase in Q decreases the critical curve, but the effect is minimal. In view of this, we can conclude that both α and Q have relatively significant effects on the image of the KN-MOG black hole with the thin disk accretion, but the influence of α is clearly much greater. This indicates that α plays a dominant role in this spacetime. In conclusion, the key finding of this paper is that the MOG parameter α has a significant effect on the image of the KN-MOG BH, including the shadow and light ring. These effects provide new theoretical support for astronomical observations. In the future, it will be interesting to further study the image of the KN-MOG BH with thick accretion disks surrounding it.

Acknowledgments

This work was supported by the National Natural Science Foundation of China (Grant No. 11903025), the Sichuan Youth Science and Technology Innovation Research Team (Grant No. 21CXTD0038) and the Sichuan Science and Technology Program (Grant Nos. 2023ZYD0023, 2024NSFSC1999, 2024ZYD0075).

References

- [1] B. P. Abbott, R. Abbott, T. Abbott, M. Abernathy, F. Acernese, K. Ackley, C. Adams, T. Adams, P. Addesso, R. X. Adhikari, et al., “Observation of gravitational waves from a binary black hole merger,” [Physical review letters](#) **116** no. 6, (2016) 061102.
- [2] E. H. T. Collaboration et al., “First m87 event horizon telescope results. i. the shadow of the supermassive black hole,” [arXiv preprint arXiv:1906.11238](#) (2019) .

- [3] K. Akiyama, A. Alberdi, W. Alef, K. Asada, R. Azulay, A.-K. Baczko, D. Ball, M. Baloković, J. Barrett, D. Bintley, et al., “First m87 event horizon telescope results. ii. array and instrumentation,” [The Astrophysical Journal Letters](#) **875** no. 1, (2019) L2.
- [4] K. Akiyama, A. Alberdi, W. Alef, K. Asada, R. Azulay, A.-K. Baczko, D. Ball, M. Baloković, J. Barrett, D. Bintley, et al., “First m87 event horizon telescope results. iii. data processing and calibration,” [The Astrophysical Journal Letters](#) **875** no. 1, (2019) L3.
- [5] K. Akiyama, A. Alberdi, W. Alef, K. Asada, R. Azulay, A.-K. Baczko, D. Ball, M. Baloković, J. Barrett, D. Bintley, et al., “First m87 event horizon telescope results. iv. imaging the central supermassive black hole,” [The Astrophysical Journal Letters](#) **875** no. 1, (2019) L4.
- [6] K. Akiyama, A. Alberdi, W. Alef, K. Asada, R. Azulay, A.-K. Baczko, D. Ball, M. Baloković, J. Barrett, D. Bintley, et al., “First m87 event horizon telescope results. v. physical origin of the asymmetric ring,” [The Astrophysical Journal Letters](#) **875** no. 1, (2019) L5.
- [7] K. Akiyama, A. Alberdi, W. Alef, K. Asada, R. Azulay, A.-K. Baczko, D. Ball, M. Baloković, J. Barrett, D. Bintley, et al., “First m87 event horizon telescope results. vi. the shadow and mass of the central black hole,” [The Astrophysical Journal Letters](#) **875** no. 1, (2019) L6.
- [8] H.-B. Zheng, P.-H. Mou, Y.-X. Chen, and G.-P. Li, “Shadow thermodynamics of ads black hole with the nonlinear electrodynamics term,” [Chinese Physics B](#) **32** no. 8, (2023) 080401.
- [9] J. Synge, “The escape of photons from gravitationally intense stars,” [Monthly Notices of the Royal Astronomical Society](#) **131** no. 3, (1966) 463–466.
- [10] J. P. Luminet, “Image of a spherical black hole with thin accretion disk,” [Astron. Astrophys.](#) **75** (1979) 228–235.
- [11] R. Takahashi, “Black hole shadows of charged spinning black holes,” [Publ. Astron. Soc. Jap.](#) **57** (2005) 273, [arXiv:astro-ph/0505316](#).
- [12] Z. Zhong, Z. Hu, H. Yan, M. Guo, and B. Chen, “Qed effects on kerr black hole shadows immersed in uniform magnetic fields,” [Physical Review D](#) **104** no. 10, (2021) 104028.

- [13] S.-W. Wei and Y.-X. Liu, “Testing the nature of Gauss-Bonnet gravity by four-dimensional rotating black hole shadow,” [Eur. Phys. J. Plus](#) **136** no. 4, (2021) 436, [arXiv:2003.07769 \[gr-qc\]](#).
- [14] H.-M. Wang and S.-W. Wei, “Shadow cast by kerr-like black hole in the presence of plasma in einstein-bumblebee gravity,” [The European Physical Journal Plus](#) **137** no. 5, (2022) 1–17.
- [15] S. Yuan, C. Luo, Z. Hu, Z. Zhang, and B. Chen, “Qed effects on kerr-newman black hole shadows,” [arXiv preprint arXiv:2403.06886](#) (2024) .
- [16] R. Takahashi, “Shapes and positions of black hole shadows in accretion disks and spin parameters of black holes,” [The Astrophysical Journal](#) **611** no. 2, (2004) 996.
- [17] K. Virbhadra, “Relativistic images of schwarzschild black hole lensing,” [Physical Review D—Particles, Fields, Gravitation, and Cosmology](#) **79** no. 8, (2009) 083004.
- [18] S. E. Gralla, D. E. Holz, and R. M. Wald, “Black hole shadows, photon rings, and lensing rings,” [Physical Review D](#) **100** no. 2, (2019) 024018.
- [19] S. E. Gralla, A. Lupsasca, and D. P. Marrone, “The shape of the black hole photon ring: A precise test of strong-field general relativity,” [Physical Review D](#) **102** no. 12, (2020) 124004.
- [20] P.-C. Li, M. Guo, and B. Chen, “Shadow of a spinning black hole in an expanding universe,” [Physical Review D](#) **101** no. 8, (2020) 084041.
- [21] Q. Gan, P. Wang, H. Wu, and H. Yang, “Photon ring and observational appearance of a hairy black hole,” [Physical Review D](#) **104** no. 4, (2021) 044049.
- [22] Y. Meng, X.-M. Kuang, and Z.-Y. Tang, “Photon regions, shadow observables, and constraints from m87* of a charged rotating black hole,” [Physical Review D](#) **106** no. 6, (2022) 064006.
- [23] K.-J. He, S. Guo, Z. Luo, and G.-P. Li, “View of thermodynamic phase transition of the charged Gauss–Bonnet AdS black hole via the shadow,” [Chin. Phys. B](#) **33** no. 4, (2024) 040403.
- [24] T. Harko, Z. Kovács, and F. S. Lobo, “Thin accretion disk signatures in dynamical chern–simons-modified gravity,” [Classical and Quantum Gravity](#) **27** no. 10, (2010) 105010.

- [25] S. Chen and J. Jing, “Properties of a thin accretion disk around a rotating non-kerr black hole,” [Physics Letters B](#) **711** no. 1, (2012) 81–87.
- [26] C. Liu, T. Zhu, and Q. Wu, “Thin accretion disk around a four-dimensional einstein-gauss-bonnet black hole,” [Chinese Physics C](#) **45** no. 1, (2021) 015105.
- [27] R. Narayan, M. D. Johnson, and C. F. Gammie, “The Shadow of a Spherically Accreting Black Hole,” [Astrophys. J. Lett.](#) **885** no. 2, (2019) L33, [arXiv:1910.02957 \[astro-ph.HE\]](#).
- [28] S. E. Gralla, D. E. Holz, and R. M. Wald, “Black Hole Shadows, Photon Rings, and Lensing Rings,” [Phys. Rev. D](#) **100** no. 2, (2019) 024018, [arXiv:1906.00873 \[astro-ph.HE\]](#).
- [29] G.-P. Li and K.-J. He, “Observational appearances of a $f(R)$ global monopole black hole illuminated by various accretions,” [Eur. Phys. J. C](#) **81** no. 11, (2021) 1018.
- [30] R. Narayan, M. D. Johnson, and C. F. Gammie, “The shadow of a spherically accreting black hole,” [The Astrophysical Journal Letters](#) **885** no. 2, (2019) L33.
- [31] T. Bronzwaer and H. Falcke, “The nature of black hole shadows,” [The Astrophysical Journal](#) **920** no. 2, (2021) 155.
- [32] L. Chakhchi, H. El Moumni, and K. Masmar, “Shadows and optical appearance of a power-yang-mills black hole surrounded by different accretion disk profiles,” [Physical Review D](#) **105** no. 6, (2022) 064031.
- [33] Z. Zhang, Y. Hou, and M. Guo, “Observational signatures of rotating black holes in the semiclassical gravity with trace anomaly*,” [Chin. Phys. C](#) **48** no. 8, (2024) 085106, [arXiv:2305.14924 \[gr-qc\]](#).
- [34] J. Peng, M. Guo, and X.-H. Feng, “Influence of quantum correction on black hole shadows, photon rings, and lensing rings,” [Chin. Phys. C](#) **45** no. 8, (2021) 085103, [arXiv:2008.00657 \[gr-qc\]](#).
- [35] M. Wang, S. Chen, and J. Jing, “Shadows of Bonnor black dihole by chaotic lensing,” [Phys. Rev. D](#) **97** no. 6, (2018) 064029, [arXiv:1710.07172 \[gr-qc\]](#).
- [36] G.-P. Li and K.-J. He, “Shadows and rings of the Kehagias-Sfetsos black hole surrounded by thin disk accretion,” [JCAP](#) **06** (2021) 037, [arXiv:2105.08521 \[gr-qc\]](#).

- [37] Y. Hou, M. Guo, and B. Chen, “Revisiting the shadow of braneworld black holes,” [Phys. Rev. D **104** no. 2, \(2021\) 024001](#), [arXiv:2103.04369 \[gr-qc\]](#).
- [38] H.-M. Wang and S.-W. Wei, “Shadow cast by Kerr-like black hole in the presence of plasma in Einstein-bumblebee gravity,” [Eur. Phys. J. Plus **137** no. 5, \(2022\) 571](#), [arXiv:2106.14602 \[gr-qc\]](#).
- [39] Y. Hou, P. Liu, M. Guo, H. Yan, and B. Chen, “Multi-level images around Kerr–Newman black holes,” [Class. Quant. Grav. **39** no. 19, \(2022\) 194001](#), [arXiv:2203.02755 \[gr-qc\]](#).
- [40] Z. Zhang, H. Yan, M. Guo, and B. Chen, “Shadows of Kerr black holes with a Gaussian-distributed plasma in the polar direction,” [Phys. Rev. D **107** no. 2, \(2023\) 024027](#), [arXiv:2206.04430 \[gr-qc\]](#).
- [41] X. Qin, S. Chen, Z. Zhang, and J. Jing, “Polarized Image of a Rotating Black Hole in Scalar–Tensor–Vector–Gravity Theory,” [Astrophys. J. **938** no. 1, \(2022\) 2](#), [arXiv:2207.12034 \[gr-qc\]](#).
- [42] H.-M. Wang, Z.-C. Lin, and S.-W. Wei, “Optical appearance of Einstein-Æther black hole surrounded by thin disk,” [Nucl. Phys. B **985** \(2022\) 116026](#), [arXiv:2205.13174 \[gr-qc\]](#).
- [43] W.-D. Guo, S.-W. Wei, and Y.-X. Liu, “Shadow of a charged black hole with scalar hair,” [Eur. Phys. J. C **83** no. 3, \(2023\) 197](#), [arXiv:2203.13477 \[gr-qc\]](#).
- [44] X.-X. Zeng, K.-J. He, G.-P. Li, E.-W. Liang, and S. Guo, “QED and accretion flow models effect on optical appearance of Euler–Heisenberg black holes,” [Eur. Phys. J. C **82** no. 8, \(2022\) 764](#), [arXiv:2209.05938 \[gr-qc\]](#).
- [45] P.-H. Mou, Y.-X. Chen, K.-J. He, and G.-P. Li, “Shadows and observational appearance of a new family of Ayón-Beato-García black holes,” [Commun. Theor. Phys. **74** no. 12, \(2022\) 125401](#).
- [46] S. Chen and J. Jing, “Kerr black hole shadows cast by extraordinary light rays with Weyl corrections,” [Sci. China Phys. Mech. Astron. **67** no. 5, \(2024\) 250411](#), [arXiv:2308.16479 \[gr-qc\]](#).
- [47] X.-X. Zeng, K.-J. He, J. Pu, G.-p. Li, and Q.-Q. Jiang, “Holographic Einstein rings of a Gauss–Bonnet AdS black hole,” [Eur. Phys. J. C **83** no. 10, \(2023\) 897](#), [arXiv:2302.03692 \[gr-qc\]](#).

- [48] X. Wang, Y. Hou, and M. Guo, “How different are shadows of compact objects with and without horizons?,” [JCAP 05 \(2023\) 036](#), [arXiv:2301.04851 \[gr-qc\]](#).
- [49] Y. Hou, Z. Zhang, M. Guo, and B. Chen, “A new analytical model of magnetofluids surrounding rotating black holes,” [JCAP 02 \(2024\) 030](#), [arXiv:2309.13304 \[gr-qc\]](#).
- [50] W. Zeng, Y. Ling, Q.-Q. Jiang, and G.-P. Li, “Accretion disk for regular black holes with sub-Planckian curvature,” [Phys. Rev. D 108 no. 10, \(2023\) 104072](#), [arXiv:2308.00976 \[gr-qc\]](#).
- [51] Y.-X. Chen, H.-B. Zheng, K.-J. He, G.-P. Li, and Q.-Q. Jiang, “Additional observational features of the thin-shell wormhole by considering quantum corrections,” [Chin. Phys. C 48 no. 12, \(2024\) 125104](#).
- [52] K.-J. He, Z. Luo, S. Guo, and G.-P. Li, “Observational appearance and extra photon rings of an asymmetric thin-shell wormhole with a Bardeen profile,” [Chin. Phys. C 48 no. 6, \(2024\) 065105](#).
- [53] G.-P. Li, K.-J. He, X.-Y. Hu, and Q.-Q. Jiang, “Holographic images of an AdS black hole within the framework of $f(R)$ gravity theory,” [Front. Phys. \(Beijing\) 19 no. 5, \(2024\) 54202](#).
- [54] K.-J. He, Y.-W. Han, and G.-P. Li, “Holographic image features of Hayward-AdS black hole surrounded by quintessence dark energy,” [Phys. Dark Univ. 44 \(2024\) 101468](#).
- [55] Y. Hou, J. Huang, Y. Mizuno, M. Guo, and B. Chen, “Unique Imprint of Black Hole Spin on the Polarization of Near-Horizon Images,” [arXiv:2409.07248 \[gr-qc\]](#).
- [56] Z. Zhang, Y. Hou, M. Guo, and B. Chen, “Imaging thick accretion disks and jets surrounding black holes,” [JCAP 05 \(2024\) 032](#), [arXiv:2401.14794 \[astro-ph.HE\]](#).
- [57] J. Huang, Z. Zhang, M. Guo, and B. Chen, “Images and flares of geodesic hot spots around a Kerr black hole,” [Phys. Rev. D 109 no. 12, \(2024\) 124062](#), [arXiv:2402.16293 \[gr-qc\]](#).
- [58] J. Huang, L. Zheng, M. Guo, and B. Chen, “Coport: A New Public Code for Polarized Radiative Transfer in a Covariant Framework[♠],” [arXiv:2407.10431 \[astro-ph.HE\]](#).
- [59] X. Wang, X. Wang, H.-Q. Zhang, and M. Guo, “Is a photon ring invariably a closed structure?,” [arXiv:2405.05011 \[gr-qc\]](#).

- [60] J. W. Moffat, “Scalar–tensor–vector gravity theory,” [Journal of Cosmology and Astroparticle Physics](#) **2006** no. 03, (2006) 004.
- [61] J. R. Brownstein and J. W. Moffat, “The Bullet Cluster 1E0657-558 evidence shows Modified Gravity in the absence of Dark Matter,” [Mon. Not. Roy. Astron. Soc.](#) **382** (2007) 29–47, [arXiv:astro-ph/0702146](#).
- [62] J. W. Moffat and S. Rahvar, “The MOG weak field approximation and observational test of galaxy rotation curves,” [Mon. Not. Roy. Astron. Soc.](#) **436** (2013) 1439–1451, [arXiv:1306.6383 \[astro-ph.GA\]](#).
- [63] J. W. Moffat and S. Rahvar, “The MOG weak field approximation – II. Observational test of *Chandra* X-ray clusters,” [Mon. Not. Roy. Astron. Soc.](#) **441** no. 4, (2014) 3724–3732, [arXiv:1309.5077 \[astro-ph.CO\]](#).
- [64] J. W. Moffat, “Scalar and Vector Field Constraints, Deflection of Light and Lensing in Modified Gravity (MOG),” [arXiv:1410.2464 \[gr-qc\]](#).
- [65] J. W. Moffat and V. T. Toth, “Rotational velocity curves in the Milky Way as a test of modified gravity,” [Phys. Rev. D](#) **91** no. 4, (2015) 043004, [arXiv:1411.6701 \[astro-ph.GA\]](#).
- [66] J. W. Moffat, “Structure Growth and the CMB in Modified Gravity (MOG),” [arXiv:1409.0853 \[astro-ph.CO\]](#).
- [67] J. Moffat and S. Rahvar, “The mog weak field approximation and observational test of galaxy rotation curves,” [Monthly Notices of the Royal Astronomical Society](#) **436** no. 2, (2013) 1439–1451.
- [68] J. Moffat and S. Rahvar, “The mog weak field approximation–ii. observational test of chandra x-ray clusters,” [Monthly Notices of the Royal Astronomical Society](#) **441** no. 4, (2014) 3724–3732.
- [69] J. Moffat and V. Toth, “Rotational velocity curves in the milky way as a test of modified gravity,” [Physical Review D](#) **91** no. 4, (2015) 043004.
- [70] J. Moffat, “Black holes in modified gravity (mog),” [The European Physical Journal C](#) **75** no. 4, (2015) 175.
- [71] J. Moffat, “Modified gravity black holes and their observable shadows,” [The European Physical Journal C](#) **75** no. 3, (2015) 130.

- [72] J. R. Mureika, J. W. Moffat, and M. Faizal, “Black hole thermodynamics in modified gravity (mog),” [Physics Letters B](#) **757** (2016) 528–536.
- [73] H.-C. Lee and Y.-J. Han, “Innermost stable circular orbit of kerr-mog black hole,” [The European Physical Journal C](#) **77** (2017) 1–9.
- [74] M. Sharif and M. Shahzadi, “Particle dynamics near kerr-mog black hole,” [The European Physical Journal C](#) **77** (2017) 1–12.
- [75] S. Hussain and M. Jamil, “Timelike geodesics of a modified gravity black hole immersed in an axially symmetric magnetic field,” [Physical Review D](#) **92** no. 4, (2015) 043008.
- [76] D. Pérez, F. G. L. Armengol, and G. E. Romero, “Accretion disks around black holes in scalar-tensor-vector gravity,” [Physical Review D](#) **95** no. 10, (2017) 104047.
- [77] P. Sheoran, A. Herrera-Aguilar, and U. Nucamendi, “Mass and spin of a kerr black hole in modified gravity and a test of the kerr black hole hypothesis,” [Physical Review D](#) **97** no. 12, (2018) 124049.
- [78] J. Moffat, “Misaligned spin merging black holes in modified gravity (mog),” [arXiv preprint arXiv:1706.05035](#) (2017) .
- [79] L. Manfredi, J. Mureika, and J. Moffat, “Quasinormal modes of modified gravity (mog) black holes,” [Physics Letters B](#) **779** (2018) 492–497.
- [80] S.-W. Wei and Y.-X. Liu, “Merger estimates for rotating kerr black holes in modified gravity,” [Physical Review D](#) **98** no. 2, (2018) 024042.
- [81] J. W. Moffat, “Black Holes in Modified Gravity (MOG),” [Eur. Phys. J. C](#) **75** no. 4, (2015) 175, [arXiv:1412.5424 \[gr-qc\]](#).
- [82] J. R. Mureika, J. W. Moffat, and M. Faizal, “Black hole thermodynamics in MODified Gravity (MOG),” [Phys. Lett. B](#) **757** (2016) 528–536, [arXiv:1504.08226 \[gr-qc\]](#).
- [83] H.-C. Lee and Y.-J. Han, “Innermost stable circular orbit of Kerr-MOG black hole,” [Eur. Phys. J. C](#) **77** no. 10, (2017) 655, [arXiv:1704.02740 \[gr-qc\]](#).
- [84] S.-W. Wei and Y.-X. Liu, “Merger estimates for rotating Kerr black holes in modified gravity,” [Phys. Rev. D](#) **98** no. 2, (2018) 024042, [arXiv:1803.09530 \[gr-qc\]](#).
- [85] L. Manfredi, J. Mureika, and J. Moffat, “Quasinormal Modes of Modified Gravity (MOG) Black Holes,” [Phys. Lett. B](#) **779** (2018) 492–497, [arXiv:1711.03199 \[gr-qc\]](#).

- [86] S. Shaymatov, M. Alloqulov, B. Ahmedov, and A. Wang, “Kerr-Newman-modified-gravity black hole’s impact on the magnetic reconnection,” [Phys. Rev. D](#) **110** no. 4, (2024) 044005, [arXiv:2307.03012 \[gr-qc\]](#).
- [87] G.-P. Li, H.-B. Zheng, K.-J. He, and Q.-Q. Jiang, “The shadow and observational images of the non-singular rotating black holes in loop quantum gravity,” [arXiv:2410.17295 \[gr-qc\]](#).
- [88] K. Hioki and K.-i. Maeda, “Measurement of the Kerr Spin Parameter by Observation of a Compact Object’s Shadow,” [Phys. Rev. D](#) **80** (2009) 024042, [arXiv:0904.3575 \[astro-ph.HE\]](#).
- [89] J. Velásquez-Cadavid, J. Arrieta-Villamizar, F. Lora-Clavijo, O. Pimentel, and J. Osorio-Vargas, “Osiris: a new code for ray tracing around compact objects,” [The European Physical Journal C](#) **82** no. 2, (2022) 103.
- [90] A. Chael, M. D. Johnson, and A. Lupsasca, “Observing the Inner Shadow of a Black Hole: A Direct View of the Event Horizon,” [Astrophys. J.](#) **918** no. 1, (2021) 6, [arXiv:2106.00683 \[astro-ph.HE\]](#).