

Renormalization of the optical band gap in massive Dirac-like systems

Nilberto Bezerra,^{1,*} Van Sérgio Alves,^{1,†} Leandro O. Nascimento,^{1,2,‡} and Luis Fernández^{3,§}

¹*Faculdade de Física, Universidade Federal do Pará,
Avenida Augusto Correa 01, 66075-110, Belém, Pará, Brazil*

²*Universidade Federal de Campina Grande, Rua Aprígio Vélso 882, 58429-900, Campina Grande, Paraíba, Brazil*

³*Departamento de Ciencias Físicas, Facultad de Ingeniería y Ciencias,
Universidad de La Frontera, Avenida Francisco Salazar 01145, Casilla 54-D, Temuco, Chile*

(Dated: November 19, 2024)

We calculate the mass renormalization for massive Dirac-like systems in (2+1)D due to the electron-phonon interaction at finite temperatures within the large- N expansion. Our model combines the low-energy limit of charge carriers in a buckled honeycomb lattice with the low-energy approximation for phonons and the electron-phonon interaction in a two-dimensional material. Hence, we obtain a massive Dirac-like field interacting with a two-component vector field \mathcal{A}_i , describing the phonon field. This provides a one-loop electron self-energy at finite temperature and, from this, we calculate the renormalized band gap m_R . Thereafter, our effective model is applied for describing the renormalized optical band gap in monolayers of transition metal dichalcogenides (TMDs), such as MoS₂, MoSe₂, WS₂, and WSe₂, where a good agreement is found for reasonable values of our ultraviolet cutoff $\Lambda \approx 1$ eV. The main result establishes that, at low temperatures, m_R is almost constant while for higher temperatures it is a decreasing linear function of the temperature T . We obtain that m_R decreases about $\approx [0.1, 0.2]$ eV whenever we increase the temperature from ≈ 4 K to 500 K, which is consistent with recent experimental measurements. We also estimate the temperature at which we should observe the transition to the linear regime and obtain typical values in the interval $\approx [110, 150]$ K from the four materials we have considered.

PACS numbers:

I. INTRODUCTION

The low-energy approximation of charge carriers in two-dimensional materials yields a Dirac-like equation with two main parameters, namely the Fermi velocity v_F and the bare mass m [1]. The mass parameter m is typically associated either with a band gap or spin-orbit coupling [1, 5, 6]. Both Fermi velocity and mass can be renormalized due to the electromagnetic interaction in these materials. In particular, the observation of reshaped Dirac cones in graphene [7, 8], the experimental observation of the fractional quantum Hall effect in ultraclean samples in graphene [9–12], and mass renormalization in transition metal dichalcogenides (TMDs) [2, 13, 14] have been considered as strong evidence of the relevance of the electronic interactions. In this context, quantum field theory models, such as pseudo-quantum electrodynamics (PQED) [15] and four-fermion interactions [2, 16], have been applied to describe the physical properties of two-dimensional materials. Because electrons are charged particles, they naturally interact through the Coulomb potential, which is a physical condition captured by PQED. Nevertheless, due to the many-body interactions of the system, electrons are also subjected to microscopic interactions, such as mechanical vi-

brations, impurities, and disorder [1–4].

The optical properties of two-dimensional materials have attracted significant attention due to their potential in optoelectronic and photonic applications [17, 18]. One of the main features is the electronic band gap, which plays a crucial role in various technological applications due to the possibility of controlling charge transport properties [19–21]. In this case, it is relevant to calculate both the electronic band gap E_g and the optical band gap E_{opt} , which are closely related. In conventional 3D-semiconductors, the optical band gap is typically slightly smaller than the electronic band gap [22]. The difference between these parameters corresponds to the exciton binding energy E_b , which is usually in the order of tens of meV. In general, therefore, we have the relation $E_g = E_{\text{opt}} + |E_b|$, which works for any temperature (see Fig. 2a in Ref. [23]).

The optical band gap may be understood as the energy required to create an exciton—a bounded electron-hole pair—through the absorption of light in the material [22, 23]. The electronic band gap is the smallest energy difference between the valence (negative energy) and conduction (positive energy) band of the charge carrier. The binding energy, on the other hand, is due to the Coulomb attraction between electrons and holes. It is known, however, that both the electronic and optical band gaps are modified, not only by the intrinsic structure of the material but also by external factors such as temperature [24, 25]. Furthermore, at least two main processes exist for generating a temperature dependence in these band gaps of the material, namely the lattice expansion and electron-phonon (el-ph) interactions [26, 27].

*Electronic address: jose.bezerra@icen.ufpa.br

†Electronic address: vansergi@ufpa.br

‡Electronic address: lon@ufpa.br

§Electronic address: luis.fernandez@uf Frontera.cl

Phonons are quantized quasiparticles representing mechanical vibrations in a material and play a crucial role in determining various properties in solids, such as optical and thermal responses [28]. In two-dimensional crystals, like graphene and transition metal dichalcogenides, unique phonon modes—particularly high-frequency, out-of-plane phonons—strongly influence thermal conductivity and charge carrier mobility. These phonons interact with electronic states, impacting the overall thermal management and electronic efficiency of these materials. At finite temperatures, thermal fluctuations can induce structural deformations in the lattice, modifying phonon transport and, thus, affecting the thermal and electronic properties of these 2D materials [29–31]. Notably, the exciton binding energy in two-dimensional semiconductors tends to be higher than in its three-dimensional counterparts, often reaching values in the order of hundreds of meV [23, 24]. This characteristic highlights the distinct quantum confinement effects present in 2D materials, which can significantly alter their electronic and optical behavior in response to temperature [32].

In three-dimensional semiconductors, the temperature dependence of the band gap has been largely discussed in literature since the 1950s [33, 34]. Furthermore, the optical and electronic band gaps, depending on the temperature, are calculated with the same models, because of their small energy difference (the binding energy of the exciton). Recently, for two-dimensional semiconductors, the same renormalization for both band gaps has been observed in experimental works [25, 35–38]. The main conclusion is that the two types of band gap decrease as we increase the temperature from approximately 4 K to 500 K. Although the experimental findings have been explained by phenomenological equations [27, 39–41], it is expected that such effect would be driven by the el-ph interaction [27, 40, 41]. Here, we shall propose a physically motivated model for describing this band gap renormalization in some TMDs using an approximated version of the full el-ph interactions, within an effective quantum field theory model. It is interesting to note that the temperature dependence of both the optical and electronic band gap is the same [24, 25], despite the notably high exciton binding energy in two-dimensional semiconductors. Indeed, for temperatures up to 350 K, the experimental data shows that the exciton binding energy remains almost unchanged by the temperature of the thermal bath [25]. The reason behind such behavior is likely to be that the exciton binding energy and the electronic band gap are strongly sensitive to the strength of the Coulomb interactions rather than temperature [23, 42, 43]. Nevertheless, the optical band gap is less sensitive to the Coulomb potential and more sensitive to temperature effects [23, 44]. This, as it will be clear later, is an important assumption for our main result.

The experimental measurements of the renormalized band gaps are obtained due to the strong light-matter interaction, hence these can be measured through spectroscopic techniques [23, 24, 36, 45, 46]. Therefore, it

is crucial to develop a better understanding of carrier scattering, including the intrinsic contributions from el-ph interactions. These interactions arise from changes in the atomic potential caused by atomic vibrations within the lattice [47, 48]. In TMDs monolayers, the optical phonon modes are expected to induce an el-ph scattering [45, 49, 50], where the optical phonon branch is particularly relevant to the direct band gaps at the K and K' points in the first Brillouin zone [23–25]. Unfortunately, a full model for describing the el-ph interaction is not known yet for any energy scale. However, low-energy approximations can be conveniently made within an effective model using quantum field theory methods [31].

In this work, we consider a low-energy effective model for describing el-ph interaction in two-dimensional materials with a buckled honeycomb lattice. This lattice implies that the quasiparticles are described by a massive Dirac-like equation. The effective description of the phonon field yields a two-component vector \mathcal{A}_i , where $i = 1, 2$ is related to the two possible polarizations. The interaction term, within this regime, is given by a three-point vertex interaction and gives a one-loop quantum correction to the band gap of the matter field. For calculating this correction we use the large- N expansion and include the thermal bath, using the imaginary-time formalism. Thereafter, we obtain the renormalized band gap $m_R(T, \Lambda)$ as a function of temperature, through the Schwinger-Dyson equation for the corrected propagator of the matter field. Because the model is only defined for a finite ultraviolet cutoff Λ , hence it does not have the typical problems of divergencies, such as in quantum electrodynamics. Indeed, our approach should be understood as an effective model of the full theory for the complete el-ph interaction, which allows us to avoid the hurdle of working on a complicated many-body problem. Thereafter, we compare our expression for $m_R(T, \Lambda)$ with the experimental findings for monolayers of TMDs obtained in Ref. [36]. After fixing three physical parameters, namely, the bare mass (m), the energy cutoff (Λ), and the coupling constant (g), we show that our result is a good agreement with the experimental findings for four different types of two-dimensional materials.

This work is divided as follows: In Sec. II, we present our model and discuss all of the approximations needed for writing our action. In Sec. III, we calculate the electron self-energy at a finite temperature. In Sec. IV, we calculate the renormalized mass and compare it with experimental results. In Sec. V, we present our summary and outlook. We also provide in Appendices A and B some details of the calculations regarding the zero and high temperatures.

II. THE MODEL

In this section, we consider a low-energy effective model for describing the el-ph interaction in two-dimensional materials with a band gap in its energy spec-

trum. Therefore, the Hamiltonian for this model is expressed by

$$\mathcal{H} = \mathcal{H}_e + \mathcal{H}_p + \mathcal{H}_{int}, \quad (1)$$

where \mathcal{H}_e and \mathcal{H}_p are the electron and phonon Hamiltonian, respectively, and \mathcal{H}_{int} is the interaction term given by the el-ph interaction. In two-dimensional materials with a buckled honeycomb lattice, the charge carriers, i.e., the quasiparticles, obey a Dirac-like equation, where the mass describes the energy band gap of the electron [30]. This is derived from the tight-binding approximation to the honeycomb lattice at low energies [1]. Hence, in the continuum limit, we obtain the following Hamiltonian

$$\mathcal{H}_e = \sum_{a=1}^N \int d^2\mathbf{r} \psi_a^\dagger(\mathbf{r}) (v_F \boldsymbol{\sigma} \cdot \nabla + \sigma_z m) \psi_a(\mathbf{r}), \quad (2)$$

where the spinor field reads $\psi_a(\mathbf{r}) = \begin{pmatrix} \hat{A}_a \\ \hat{B}_a \end{pmatrix}$ and $\psi_a^\dagger(\mathbf{r}) = \begin{pmatrix} \hat{A}_a^* & \hat{B}_a^* \end{pmatrix}^T$. \hat{A}_a (\hat{B}_a) and \hat{A}_a^\dagger (\hat{B}_a^\dagger) are the annihilation and creation operators of electrons (holes) in the two inequivalent sublattices A and B of the honeycomb lattice in real space, respectively. $\boldsymbol{\sigma} = (\sigma_x, \sigma_y)$ are the Pauli matrices, $\nabla = (\partial_x, \partial_y)$ is the nabla operator, v_F is the Fermi velocity, and m is the effective mass. The flavor index $a = \{K \uparrow, K \downarrow, K' \downarrow, K' \uparrow\}$ specifies the valley and the spin to which the electron (hole) belongs, respectively, thereby $N = 4$ is the total degree of freedom [51]. This description considers only the first-neighbor hopping, where charge conjugation symmetry is preserved, and it is expected to work for energies close to the high-symmetry points K and K' in the first Brillouin zone. Indeed, we shall consider an ultraviolet cutoff in the model, given by $\Lambda = \hbar v_F/a$ [7, 14], where a is the lattice parameter. We shall use $c = \hbar = k_B = 1$ everywhere, but recover physical units when it is convenient.

Having the electronic low-energy description in mind, let us discuss the lowest-order perturbative approach for both the phonon field and el-ph interaction when considering a lattice deformation. It turns out that the lattice vibrations change the atomic potential, generating the el-ph interaction [52]. The relative displacement of two sublattices A and B is given by $\mathbf{u}(\mathbf{r}) = \mathbf{u}_A(\mathbf{r}) - \mathbf{u}_B(\mathbf{r})$ [47, 53], where \mathbf{r} is any coordinate vector in the unit cell. Here, we would like to describe the optical modes at low energies. In order to do so, we consider the long-wavelength limit, namely, $\mathbf{q} \rightarrow 0$, where \mathbf{q} is the phonon momentum. Therefore, after diagonalizing \mathcal{H}_p up to second order in \mathbf{u} , we find the longitudinal optical (LO) and in-plane transverse optical (iTO) modes, as it has been done in Ref. [47, 53]. The corresponding phonon Hamiltonian is

$$\mathcal{H}_p = \sum_{q,\lambda} \omega_0 \left(b_{q,\lambda}^\dagger b_{q,\lambda} + \frac{1}{2} \right), \quad (3)$$

where $b_{q,\lambda}^\dagger$ and $b_{q,\lambda}$ are the creation and annihilation operators of the phonon field, respectively. The index λ

denotes either the LO or iTO modes, i.e., $\lambda = \{\text{LO}, \text{iTO}\}$, and ω_0 is the phonon frequency within the long-wavelength approximation. Within this picture, the relative displacement is given by [47, 53]

$$\mathbf{u}(\mathbf{r}) = \sum_{q,\lambda} \frac{e^{i\mathbf{q}\cdot\mathbf{r}}}{\sqrt{2N_c M \omega_0}} \left(b_{-q,\lambda}^\dagger + b_{q,\lambda} \right) \hat{\mathbf{e}}_\lambda, \quad (4)$$

where $\hat{\mathbf{e}}_\lambda$ is the polarization of the phonon field, N_c is the number of unit cells, and M is the ion mass.

In this work, we describe the interaction between the long-wavelength phonon modes with electrons (and holes) close to the Dirac point. In this case, a lattice deformation induces a local modification of the nearest-neighbor hopping integral, as it has been shown in Refs. [47, 53]. We are, therefore, considering independent electrons and neglect the Coulomb interaction between them. Hence, the resulting el-ph interaction generated near the K and K' points is given by [47]

$$\mathcal{H}_{int} = \sum_{a=1}^N \int d^2\mathbf{r} \psi_a^\dagger(\mathbf{r}) \boldsymbol{\sigma} \cdot \mathcal{A}(\mathbf{r}) \psi_a(\mathbf{r}), \quad (5)$$

where $\mathcal{A} = (\mathcal{A}_x, \mathcal{A}_y)$ is called as *deformation-induced gauge field* [30, 47, 48, 53, 54], which is connected to the displacement through the relation $(\mathcal{A}_x, \mathcal{A}_y) = (\alpha/a\sqrt{3})(u_y, -u_x)$, where α is the el-ph coupling strength with units of energy, which we shall take as a free parameter, and a is the lattice parameter. Therefore, Eq. (5) is our \mathcal{H}_{int} term in Eq. (1). It is worth mentioning that whenever $\mathbf{q} \neq 0$, the gauge field $\mathcal{A}^q(\mathbf{r})$ can rotate and produce an effective magnetic field $\mathcal{B}^q(\mathbf{r})$ [30, 31, 47, 55], which is perpendicular to the 2D-material. Interestingly, for a strong uniform $\mathcal{B}^q(\mathbf{r})$, it is possible to observe a pseudo-quantum Hall effect [56]. This, however, will not be discussed in our work.

Next, we must fix the \mathcal{H}_p term in Eq. (1). Obviously, this is actually given by Eq. (3). However, we shall consider a further approximation, namely, the Born-Oppenheimer approximation [57, 58], also known as the adiabatic approximation, because $\omega_0/t \ll 1$, where t is the hopping integral. This is a reasonable approximation whenever the velocity of the charge carriers is much greater than the phonon velocity, such that the phonon dynamics can be neglected and only a term proportional to u_x^2 and u_y^2 are considered. Furthermore, we have only one vibrational mode ω_0 . Therefore, the effective action, in Euclidean space, for our model is given by

$$S_{\text{eff}} = \sum_{a=1}^N \int d\tau \int d^2\mathbf{r} \left[\bar{\psi}_a (i\gamma^\mu \partial_\mu - m) \psi_a - \frac{1}{2g} \mathcal{A}^i \mathcal{A}_i + \bar{\psi}_a \gamma^i \mathcal{A}_i \psi_a \right], \quad (6)$$

where $g = (\alpha/\sqrt{3}\rho a \omega_0)^2$ is the coupling constant, which works as our free parameter, and ρ is the ion mass density. $\gamma^\mu = (\gamma_0, \gamma_1, \gamma_2) = (i\sigma_z, i\sigma_y, -i\sigma_x)$ are our Dirac matrices in (2+1)D. The greek indexes read $\{0, 1, 2\}$, while the

latin indexes are given by $\{1, 2\}$. The differential operator is defined as $\partial_\mu = (\partial_0, v_F \partial_i)$, and $\bar{\psi} = i\psi^\dagger \gamma^0$ is the adjoint spinor.

After integrating over \mathcal{A}^i in Eq. (6), as it has been shown in Ref. [3], we find an effective Thirring-like interaction for the Dirac field. The Thirring interaction [59] is a type of 4-fermion interaction given by $(\bar{\psi} \gamma_\mu \psi)^2$. Interestingly, this interaction has been largely discussed in the realm of high-energy physics in quantum field theory [60–65]. In our case, however, the Thirring-like interaction has an $O(2)$ symmetry and the term $(\bar{\psi} \gamma_0 \psi)^2$ vanishes [3]. The main consequence, therefore, is that it is possible to include a real two-component vector field \mathcal{A}_1 and \mathcal{A}_2 , coined as the phonon field, in order to describe the el-ph interaction [4].

The discussions so far cover all of the model-based approximations we have considered, motivated by physical arguments. From now on, we shall apply standard methods for calculating renormalized quantities, using a quantum field theory approach to Eq. (6).

A. Feynman Rules and Large- N approximation

In this section, we write the Feynman rules for our model and apply the so-called large- N expansion at one-loop approximation. The trilinear interaction is modified through the substitution $\bar{\psi}_a \gamma^i \mathcal{A}_i \psi_a \rightarrow \bar{\psi}_a \gamma^i \mathcal{A}_i \psi_a / \sqrt{N}$. Hence, the Lagrangian density reads

$$\mathcal{L} = \bar{\psi}_a \left(i\gamma^\mu \partial_\mu - m + \frac{\gamma^i \mathcal{A}_i}{\sqrt{N}} \right) \psi_a - \frac{\mathcal{A}^i \mathcal{A}_i}{2g}. \quad (7)$$

The anticommutation relation of the Dirac matrices generates a Clifford algebra, namely, $\{\gamma^\mu, \gamma^\nu\} = -2\delta^{\mu\nu}$, where $\delta^{\mu\nu} \equiv \text{diag}(1, 1, 1)$ is the Euclidean metric. g is our coupling constant and has units of inverse of mass [4]. Within our low-energy model, m describes the bare band gap of the charge carriers.

The bare fermion propagator for the matter field, in Eq. (7), is given by

$$S_{0F}(p) = \frac{-1}{p^\mu \gamma_\mu - m}, \quad (8)$$

where $p_\mu = (p_0, v_F \mathbf{p})$ and its pole yields the dispersion relation of the quasiparticle, given by $p_0 \equiv E(\mathbf{p}) = \pm \sqrt{v_F^2 \mathbf{p}^2 + m^2}$. This is the main connection between the Dirac-like equation with the low-energy model for quasiparticles in two-dimensional materials. The bare phonon propagator reads

$$\Delta_{ij}^{(0)}(p) = g \delta_{ij}, \quad (9)$$

which has no dynamics at tree-level approximation. In this case, the dynamics of phonons in the lattice are neglected as they are less relevant than electronic dynamics. Finally, the vertex interactions are

$$\Gamma^i = \frac{\gamma^i}{\sqrt{N}}. \quad (10)$$

The reason why we choose the large- N expansion is purely for the sake of comparison with the electron-electron interaction in two-dimensional materials. In this case, the fine-structure constant may be large, unless one considers a strong screening of the Coulomb potential, which is usually provided by putting the material above a substrate with a high dielectric constant [66]. This somehow poses a condition for the perturbative approximation. The large- N expansion is a formal method that allows us to circumvent this problem. However, qualitative results, such as the Fermi velocity renormalization, seem to indicate that both methods provide a similar physics. In our calculation, we expect that our results are also confirmed either for a small coupling between the electron and the phonon or when N is large. This, however, is more subtle because the physical value of N is four. Hence, it seems safer to assume that the el-ph coupling is small, such that the one-loop approximation yields a reasonable result [67]. In this regime our results are correct, otherwise one should include higher-order corrections.

In the next section, we will discuss the effect of introducing the vacuum polarization tensor in the calculation of the electron self-energy and calculate this at finite temperatures.

III. THE ELECTRON SELF-ENERGY AT FINITE TEMPERATURE

Here, we consider the large- N approximation while g is fixed [68]. In this case, to calculate the electron self-energy in its lowest order, we must calculate the Feynman diagram represented by Fig. 1. The electron self-energy is given by

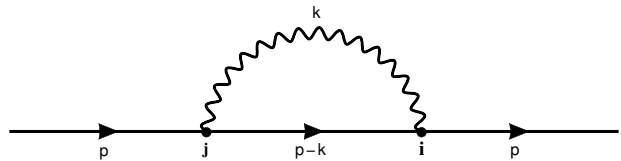


Figure 1: The electron self-energy. The straight line represents the fermion propagator while the wavy line denotes the phonon propagator.

$$\Sigma(p) = \int \frac{d^3 k}{(2\pi)^3} \Gamma^i S_{0F}(p-k) \Gamma^j \Delta_{ij}(k), \quad (11)$$

where $\Delta_{ij}(k)$ is the full phonon propagator. Furthermore, for comparison with experimental measurements, it is more interesting to consider a system in equilibrium with a thermal bath. Hence, we apply the imaginary-time formalism to introduce the effects of finite temperature [69, 70]. In this formalism, we transform the integral

in k_0 into a sum over the Matsubara frequencies, i.e.,

$$\int dk_0 f(k_0, \mathbf{k}) \rightarrow \frac{2\pi}{\beta} \sum_{n=-\infty}^{\infty} f(\omega_n, \mathbf{k}), \quad (12)$$

where $f(k_0, \mathbf{k})$ is an arbitrary integrand and $\beta^{-1} = T$ is the equilibrium temperature. Moreover, the three-momentum is $(k_0, \mathbf{k}) \rightarrow (\omega_n, \mathbf{k})$ and $(p_0, \mathbf{p}) \rightarrow (\omega_l, \mathbf{p})$, with $\omega_x = (2x + 1)\pi/\beta$ for fermions and $\omega_x = 2x\pi/\beta$ for bosons. ω_x is the Matsubara frequency, and the label $x = \{n, l\}$ is its mode of vibration.

Before we calculate the electron self-energy, we first discuss the effect of incorporating the vacuum polarization tensor into the computation of the full-phonon propagator at finite temperatures. In this case, the full-phonon propagator is given by the Schwinger-Dyson equation, namely,

$$\Delta_{ij}^{-1}(p_0, \mathbf{p}, T) = (\Delta_{ij}^{(0)})^{-1} - \Pi_{ij}(p_0, \mathbf{p}, T), \quad (13)$$

where $\Pi_{ij}(p_0, \mathbf{p}, T)$ are the standard spatial components of the vacuum polarization tensor of quantum electrodynamics in (2+1)D at finite temperature [71]. Within the static limit $p_0 = 0$, and for $\mathbf{p} \rightarrow 0$, we can obtain

$$\Pi_{ij}(T, \mathbf{p}) = -\Pi(T, \mathbf{p}) P_{ij}, \quad (14)$$

where

$$\Pi(T, \mathbf{p}) = \frac{\mathbf{p}^2}{12\pi} \frac{\tanh\left(\frac{m}{2T}\right)}{m} \quad (15)$$

and $P_{ij} = \delta_{ij} - \frac{p_i p_j}{\mathbf{p}^2}$ is the transversal projection operator. Similar results for massless fermions can be found in Refs. [71, 72]. We can invert Eq. (13) and, using $\Delta_{ij}^{-1} \Delta^{jk} = \delta_i^k$, we obtain

$$\Delta_{ij}(T, \mathbf{p}) = \left[\frac{g}{1 + g \Pi(T, \mathbf{p})} \right] \left[\delta_{ij} + g \Pi(T, \mathbf{p}) \frac{p_i p_j}{\mathbf{p}^2} \right]. \quad (16)$$

Therefore, using Eq. (16), it follows that $\Delta_{ij} \rightarrow g\delta_{ij}$ when $g \Pi(k_B T, \mathbf{p}) \ll 1$, where we have recovered the physical units of temperature by performing $T \rightarrow k_B T$. The central idea of our approximation is to neglect any correction originating from the phonon self-energy. Indeed, this is necessary for neglecting the dynamical effects of the phonon field, such that our initial model in Eq. (7) is still reliable. Hence, according to Eq. (16), our results are in agreement with our initial assumptions and further corrections are expected to be quite small as long as one neglects the dynamics of phonons. Furthermore, the static limit $p_0 = 0$ makes sense when the electron velocity v_F is much less than the light velocity c . It is worth mentioning that the vacuum polarization effect on the auxiliary field propagator, $\Delta_{\mu\nu}(p)$, was investigated in Ref. [65] in the context of dynamical chiral symmetry breaking for a Lorentz-invariant version of the Dirac Lagrangian.

Using these considerations, we can write Eq. (11) as

$$\begin{aligned} \Sigma_l(T, \mathbf{p}) &= \frac{2gT}{N} \int \frac{d^2 k}{(2\pi)^2} \sum_{n=-\infty}^{\infty} \gamma^i \\ &\times \frac{\gamma^0 [1 - 2(n-l)]\pi T + v_F \boldsymbol{\gamma} \cdot (\mathbf{p} - \mathbf{k}) + m}{[1 - 2(n-l)]^2 \pi^2 T^2 + E^2(\mathbf{p}, \mathbf{k}, m)} \gamma_i, \end{aligned} \quad (17)$$

where $E(\mathbf{p}, \mathbf{k}, m) = \sqrt{v_F^2 |\mathbf{p} - \mathbf{k}|^2 + m^2}$ and $\boldsymbol{\gamma} \cdot \mathbf{p} = \gamma^i p_i$. Eq. (11) is not exactly the same as Eq. (17), but it is an l -component. However, the most dominant vibration mode is $l = 0$ [73], therefore, we assume that $\Sigma(T, \mathbf{p}) \rightarrow \Sigma_0(T, \mathbf{p})$. Using this, we have

$$\Sigma(T, \mathbf{p}) = \frac{2gT}{N} \int \frac{d^2 k}{(2\pi)^2} (\gamma^0 \pi T S_1 - m S_2), \quad (18)$$

where the sums S_1 and S_2 are given by

$$S_1 = \sum_{n=-\infty}^{\infty} \frac{(1 - 2n)}{(1 - 2n)^2 \pi^2 T^2 + E^2(\mathbf{p}, \mathbf{k}, m)} = 0, \quad (19)$$

and

$$\begin{aligned} S_2 &= \sum_{n=-\infty}^{\infty} \frac{1}{(1 - 2n)^2 \pi^2 T^2 + E^2(\mathbf{p}, \mathbf{k}, m)} \\ &= \frac{1 - 2n_F(\mathbf{p}, \mathbf{k}, m, T)}{2T E(\mathbf{p}, \mathbf{k}, m)}, \end{aligned} \quad (20)$$

with

$$n_F(\mathbf{p}, \mathbf{k}, m, T) = \frac{1}{\exp\left(\frac{E(\mathbf{p}, \mathbf{k}, m)}{T}\right) + 1}, \quad (21)$$

which is the Fermi-Dirac distribution. The solutions of S_1 and S_2 in Eqs. (19) and (20) can be found in Ref. [13]. Note that the term proportional to $\boldsymbol{\gamma}$ in Eq. (17) vanishes due to the product $\gamma^i \gamma^j \gamma_i = 0$.

Next, we solve the loop integral by using polar coordinates, where $d^2 k = k d\theta dk$, $|\mathbf{k}| = k$, and $|\mathbf{p}| = p$. Furthermore, we perform the following substitutions: $k \rightarrow (k + p)/v_F$ and $p \rightarrow p/v_F$. Hence, after some algebra, we find

$$\Sigma(T, \Lambda) = -\frac{g m}{N} (I_1 - 2I_2), \quad (22)$$

where

$$\begin{aligned} I_1 &= \frac{1}{2\pi v_F^2} \int_0^\Lambda dk \frac{k}{(k^2 + m^2)^{1/2}} \\ &= \frac{1}{2\pi v_F^2} \left[(\Lambda^2 + m^2)^{1/2} - m \right], \end{aligned} \quad (23)$$

and

$$\begin{aligned} I_2 &= \frac{1}{2\pi v_F^2} \int_0^\Lambda dk \frac{k}{(k^2 + m^2)^{1/2}} n_F(k, m, T) \\ &= -\frac{T}{2\pi v_F^2} \ln \left[\frac{1 + \exp\left(-\frac{(\Lambda^2 + m^2)^{1/2}}{T}\right)}{1 + \exp\left(-\frac{m}{T}\right)} \right]. \end{aligned} \quad (24)$$

The ultraviolet cutoff Λ is an energy scale that is inversely proportional to the lattice parameter a , i.e. $\Lambda = \hbar v_F/a$ [7, 14].

Finally, using Eqs. (23) and (24) into Eq. (22), the electron self-energy reads

$$\Sigma(T, \Lambda) = -\frac{g m}{2\pi N v_F^2} \left\{ (\Lambda^2 + m^2)^{1/2} - m + 2T \ln \left[\frac{1 + \exp\left(-\frac{(\Lambda^2 + m^2)^{1/2}}{T}\right)}{1 + \exp\left(-\frac{m}{T}\right)} \right] \right\}. \quad (25)$$

The low- and high-temperature limits are easily calculated when we use the logarithm property $\ln(xy) = \ln(x) + \ln(y)$ and the identity $2 \cosh(z) = \exp(z) + \exp(-z)$ in Eq. (25). Hence, after a straightforward algebra, we have

$$\Sigma(T, \Lambda) = -\bar{g} m T \ln \left[\frac{\cosh\left(\frac{(\Lambda^2 + m^2)^{1/2}}{2T}\right)}{\cosh\left(\frac{m}{2T}\right)} \right], \quad (26)$$

where $\bar{g} = g/(\pi N v_F^2)$ is our new free parameter. Note that when $T \rightarrow 0$ the temperature dependent-term vanished in Eq. (25) (see App. A 1 for more details), i.e., we obtain only the vacuum correction to the electron propagator [see Eq. (B.2)]. On the other hand, when considering the ultra-high-temperature limit $T \gg \Lambda$ (in practice, $T \rightarrow \infty$), the electron self-energy vanishes (see App. A 2), and the electron mass is not normalized. For TMDs, this temperature should be close to the so-called decomposition temperature (T_{dec}), where the lattice structure of the material becomes unstable and decomposes [37]. For example, $T_{\text{dec}} \approx 993.0$ K for MoSe₂ monolayer [37]. Obviously, our model is not accurate in this regime.

IV. THE BAND GAP RENORMALIZATION

In this section, we calculate the mass renormalization due to the electron self-energy at finite temperature and compare this result with experimental measurements of the optical band gap in the following TMDs: MoS₂, MoSe₂, WS₂, and WSe₂.

A. The Renormalized Mass

We start with the Schwinger-Dyson equation for the full electron propagator $S_F(T, p)$. This is given by

$$S_F^{-1}(T, p) = S_{0F}^{-1}(p) - \Sigma(T, \Lambda), \quad (27)$$

where $S_F^{-1}(T, p) = \gamma^0 \omega + v_F^R \gamma^i p_i - m^R$ is the corrected propagator within our approximation. S_{0F}^{-1} and $\Sigma(T, \Lambda)$ are given by Eqs. (8) Eq. (26), respectively. For the sake of comparison with the experimental findings, we recover the explicit Boltzmann constant: use $T \rightarrow k_B T$

($k_B = 8.617 \times 10^{-5}$ eV.K⁻¹). Having this in mind, the renormalized mass is given by

$$m^R(T, \Lambda) = m \left[1 + \bar{g} k_B T \ln \left[\frac{\cosh\left(\frac{(\Lambda^2 + m^2)^{1/2}}{2k_B T}\right)}{\cosh\left(\frac{m}{2k_B T}\right)} \right] \right], \quad (28)$$

where m^R is the renormalized mass and m is the bare mass, both measured in eV as long as the energy scale Λ is fixed in eV. In the next section, we shall extract the experimental data for $m^R(T, \Lambda)$ from Ref. [36] for the aforementioned TMDs, and use Eq. (28) to describe them.

Eq. (28) also may be written as

$$m^R(T, \Lambda) = M(0, \Lambda) + \bar{g} m k_B T \times \ln \left[\frac{\exp\left(\frac{2}{\bar{g} k_B T} \frac{M(0) - m}{m}\right) + \exp\left(\frac{m}{k_B T}\right)}{\exp\left(\frac{m}{k_B T}\right) + 1} \right], \quad (29)$$

where

$$M(0, \Lambda) = m + \frac{\bar{g}}{2} m \left[(\Lambda^2 + m^2)^{1/2} - m \right]. \quad (30)$$

In both cases, for consistency, we show that both Eq. (28) and Eq. (29) yield $m^R(T \rightarrow 0, \Lambda) = M(0, \Lambda)$ when we consider $T \rightarrow 0$ [see Eq. (B.3)].

B. Comparison with experimental data

In this section, we use our theoretical result, given by Eq. (28), to compare with the temperature-dependent optical band gaps measured in Ref. [36]. Note that our result has three free parameters, namely, Λ , m , and \bar{g} that should be fixed. It is important to emphasize that the empirical equations, such as the Varshni equation [39] and other proposals based on the Bose-Einstein statistical factor for the phonon emission and absorption [27, 41] also have three free parameters.

Firstly, we relate the renormalized electronic band gap to the optical band gap. This can be made through the exact equation, given by $E_{\text{opt}}(T, \Lambda) = E_g(T, \Lambda) - |E_b(T, \Lambda)|$ [22–24], as it has been discussed in Sec. I. As we have derived below from Eq. (8), the two-band energy of our free charge carriers reads $E_{\pm}(\mathbf{p}) = \pm \sqrt{v_F^2 \mathbf{p}^2 + m^2}$. Hence, the electronic band gap is $E_g = |E_+(\mathbf{p} = 0) - E_-(\mathbf{p} = 0)| = 2m$, for $m \geq 0$ at zero temperature. Our renormalized propagator in Eq. (27) yields a similar result, with $E_g^R(T, \Lambda) = |E_+^R(\mathbf{p} = 0) - E_-^R(\mathbf{p} = 0)| = 2m^R(T, \Lambda)$. Note that this is only the simplest renormalization condition, where the pole of the propagator is the physical mass of the particle described by the corresponding field.

Next, motivated by the experimental results in Ref. [25], we assume that the binding energy remains

nearly constant as the temperature of the thermal bath increases. In other words, we consider the exciton binding energy to be temperature-independent, i.e., $|E_b(T = 0, \Lambda)| = E_b(\Lambda) > 0$. Furthermore, the exciton binding energies for MoS₂, MoSe₂, WS₂, and WSe₂ have been determined both experimentally [23, 74–76] and theoretically [14, 77, 78], with their values potentially varying due to substrate screening effects [23, 74–76]. Among the reported measurements, we fix the exciton binding energies of MoS₂ and MoSe₂ at $E_b^{\text{MoS}_2} = E_b^{\text{MoSe}_2} = 500.0$ meV, and for WS₂ and WSe₂ at $E_b^{\text{WS}_2} = E_b^{\text{WSe}_2} = 400.0$ meV, values which are consistent with experimental observations. In order to fit the experimental data, we use the following equation:

$$E_{\text{opt}}(T, \Lambda) = -E_b + 2m + 2m\bar{g}k_B T \times \ln \left[\frac{\cosh \left(\frac{(\Lambda^2 + m^2)^{1/2}}{2k_B T} \right)}{\cosh \left(\frac{m}{2k_B T} \right)} \right]. \quad (31)$$

The comparisons made, from Figs. 2 to 5, show the renormalized optical band gap of some two-dimensional materials, as a function of temperature. The dots are the experimental data and the continuous line is our result, obtained in Eq. (31). The cutoff is proportional to the Fermi velocity v_F and inversely proportional to the lattice parameter a . After comparing our theoretical result with the experimental points, the values obtained for Λ are close to the value obtained in Ref. [14], i.e., $\Lambda \approx 1$ eV. Furthermore, it is well known from the literature that the lattice parameter of these TMDs is around 3 Å [79, 80], and the Fermi velocity is in order of 10^5 m/s [81–83]. Using these numbers and $\Lambda = \hbar v_F / a$, we conclude that our estimated cutoff has a reasonable value and does not change drastically for different materials. This number also has an important feature as it represents an upper limit for the usefulness of the Dirac approximation, because when $p \approx \Lambda$ and if Λ is much larger than 1 eV, then some high-energy corrections should be considered for describing the charge carriers. After considering these limitations, we conclude that our result is in good agreement with the experimental data and, therefore, the proposed model seems to effectively capture all the main physics, concerning the el-ph interactions, that describe the renormalization of the optical band gap in these TMDs.

From Figs. 2 to 5, we also may conclude that the renormalized mass has two main regimes in terms of its temperature dependence, namely, one for low temperatures, where m_R is almost constant, and the second for higher temperatures, where m_R is well described by a linear decreasing behavior in terms of T . Interestingly, the bare mass m works as a reference temperature separating these phases. Indeed, let us consider the ratio $\theta = m/k_B$. This temperature separates the graphs into these two regions: one with a non-linear behavior ($T < \theta$) and the other with a linear behavior ($T > \theta$). The temperatures θ associated with each material are

$\theta_{\text{MoS}_2} = 142.0$ K, $\theta_{\text{MoSe}_2} = 110.2$ K, $\theta_{\text{WS}_2} = 136.3$ K, and $\theta_{\text{WSe}_2} = 120.0$ K. Obviously, this is only a rough estimate for such transition and it seems to be related to the fact that the phonon correction is actually more relevant in the regime $T \geq \theta$. On the other hand, the parameter \bar{g} is related to the el-ph coupling constant, and our model does not provide any information for this value.

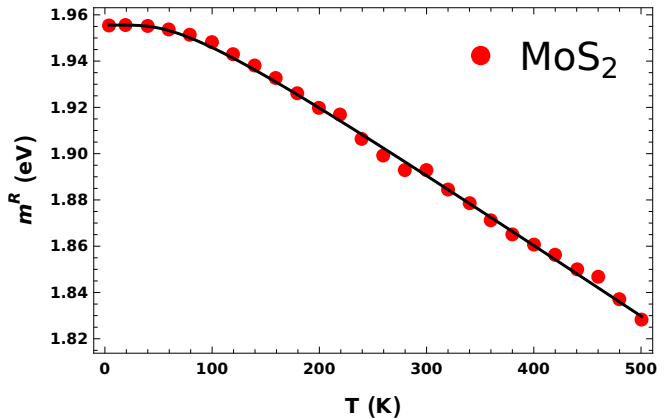


Figure 2: Red circles are experimental data taken from Ref. [36]. The black curve was plotted from Eq. (31). For the best fit we have $\Lambda = 956.9$ meV, $m = 12.24$ meV, and $\bar{g} = 221.5$ eV⁻¹.

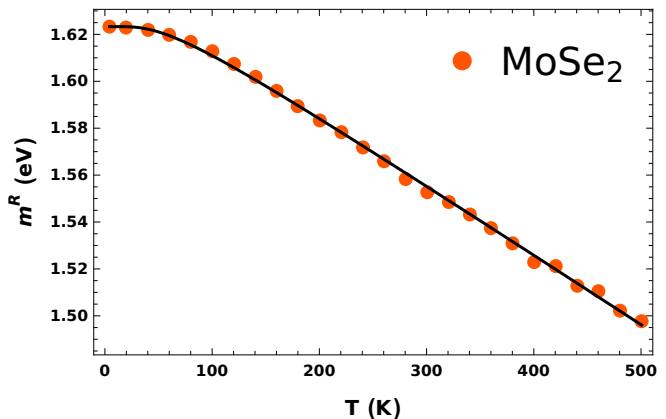


Figure 3: Orange circles are experimental data taken from Ref. [36]. The black curve was plotted from Eq. (31). For the best fit we have $\Lambda = 849.9$ meV, $m = 9.50$ meV, and $\bar{g} = 263.5$ eV⁻¹.

V. SUMMARY AND OUTLOOK

The experimental realization of graphene in 2004 and its Dirac cones in the low-energy limit has built a critical point of intersection with the physics of high-energy theories, such as quantum electrodynamics. The realization of TMD monolayers increases these applications because

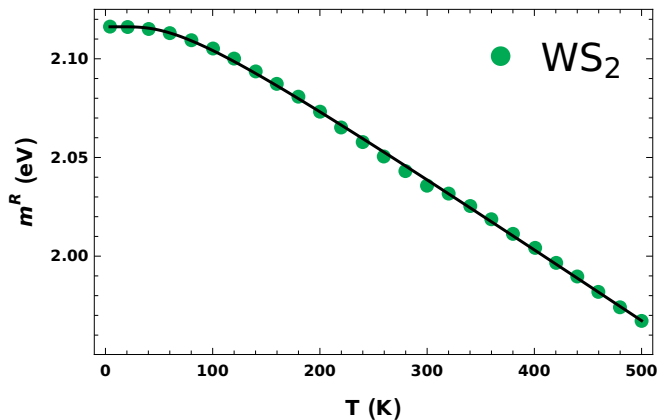


Figure 4: Green circles are experimental data taken from Ref. [36]. The black curve was plotted from Eq. (31). For the best fit we have $\Lambda = 828.3$ meV, $m = 11.74$ meV, and $\bar{g} = 259.9$ eV $^{-1}$.

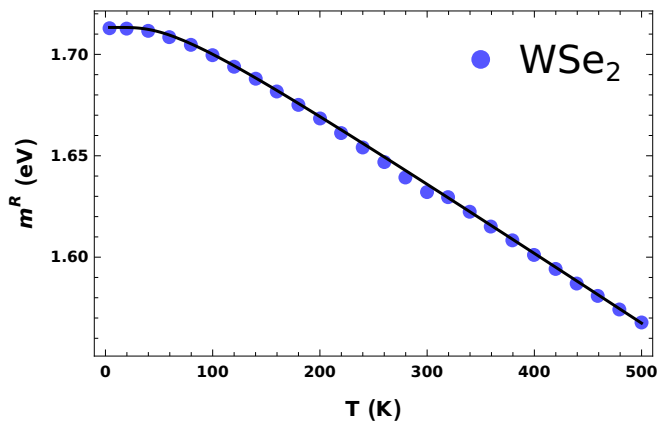


Figure 5: Blue circles are experimental data taken from Ref. [36]. The black curve was plotted from Eq. (31). For the best fit we have $\Lambda = 727.9$ meV, $m = 10.34$ meV, and $\bar{g} = 281.9$ eV $^{-1}$.

the matter field can have a bare mass, generated by the buckled structure of a honeycomb lattice. In this case, the matter field is given by a massive Dirac equation in (2+1)D. The usefulness of these models has been clear due to both the calculation of the renormalized Fermi velocity and the electronic band gap, where the theoretical results are in agreement with the experimental findings. Obviously, in this approximation, the full dependence on the lattice a is not considered and one must consider the continuum limit, i.e., $a \rightarrow 0$, which implies a low-energy regime. For considering the effects of $a \neq 0$ and the finite size of samples, it seems that the standard condensed matter models are more adequate. Nevertheless, whenever the continuum limit is reasonable, the quantum field theory approximation is very successful in including the quantum corrections and, therefore, calculating renormalized parameters that may be verified in experimental works.

In this work, we have derived a theoretical expres-

sion of the renormalized optical band gap in monolayers of TMDs, within the low-energy limit that has been carefully discussed in Sec. I. This result shows excellent agreement with the experimental findings for temperatures ranging from [4, 500] K. Furthermore, we also considered that the el-ph interaction is small and performed the large- N expansion. These strong conditions are needed to ensure that the dynamics of the phonon field remain much less relevant than the dynamics of the charge carriers (the Dirac-like field). This, however, seems quite physical because the velocity of the electrons is always much larger than the velocity of the phonons in these systems. We also prove that this condition implies that the vacuum polarization tensor corrections are suppressed. It is important to note that these experimental results have been well described by using phenomenological equations, which have been discussed since the 1950s. Our effective model, however, yields the correct expression for $m_R(T, \Lambda)$ from a straightforward one-loop quantum correction to the electron propagator, and it allows further generalization to other systems. Indeed, let us assume a system where electronic interactions can not be neglected. Hence, one should couple the Dirac matter to the gauge field of pseudo-quantum electrodynamics and obtain a model that describes both electron-electron and electron-phonon interaction. Furthermore, our model also could be generalized to a system where electrons are subjected to an external magnetic field and include other many-body interactions such as impurities or disorder. We shall discuss these cases elsewhere.

Acknowledgement

N. B. is partially supported by Coordenação de Aperfeiçoamento de Pessoal de Nível Superior Brasil (CAPES), finance code 001.

Appendix A: Some important limits

In this appendix, we calculate the zero ($T \rightarrow 0$) and high ($T \rightarrow \infty$) temperature limit of Eq. (28). In order to do so, let us define two positive real constants, namely, $a = (\Lambda^2 + m^2)^{1/2}$ and $b = m$.

1. The low-temperature regime

Firstly, let us take $T \rightarrow 0$ in Eq. (28). Hence, the second right-hand side term of this equation may be sim-

plified as

$$\begin{aligned}
f(T \rightarrow 0) &= \lim_{T \rightarrow 0} T \ln \left[\frac{\cosh(a/T)}{\cosh(b/T)} \right] \\
&= \lim_{T \rightarrow 0} T \ln \left[\frac{e^{a/T}(e^{-2a/T} + 1)}{e^{b/T}(e^{-2b/T} + 1)} \right] \\
&= \lim_{T \rightarrow 0} T \left\{ \frac{(a-b)}{T} + \ln \left[\frac{e^{-2a/T} + 1}{e^{-2b/T} + 1} \right] \right\} \\
&= a - b.
\end{aligned} \tag{A.1}$$

This result can be used to promptly derive Eq. (30).

2. The high-temperature regime

Next, let us consider $T \rightarrow \infty$ in Eq. (28). Hence, the second right-hand side term of this equation is now written as

$$\begin{aligned}
g(T \rightarrow \infty) &= \lim_{T \rightarrow \infty} T \ln \left[\frac{\cosh(a/T)}{\cosh(b/T)} \right] \\
&= \lim_{T \rightarrow \infty} \frac{\ln \left[\frac{\cosh(a/T)}{\cosh(b/T)} \right]}{1/T},
\end{aligned} \tag{A.2}$$

which is an indeterminate limit. However, using the L'Hospital's rule, we find

$$\begin{aligned}
g(T \rightarrow \infty) &= \lim_{T \rightarrow \infty} \left[\frac{b \tanh(b/T)}{T^2} - \frac{a \tanh(a/T)}{T^2} \right] \\
&\quad \times \left(\frac{1}{-1/T^2} \right) \\
&= \lim_{T \rightarrow \infty} [a \tanh(a/T) - b \tanh(b/T)] \\
&= 0.
\end{aligned} \tag{A.3}$$

Therefore, from Eq. (28), we conclude that $m_R(T, \Lambda) \rightarrow m$ whenever $T \gg \Lambda$. This result has a simple physical interpretation- it only means that the quantum correction vanishes at very high temperature, hence, the band gap remains at its bare value. For a real two-dimensional material, this threshold temperature would be close to the decomposition temperature which is in order of 10^3 K.

Appendix B: Electron self-energy for $T=0$

In this appendix, we solve Eq. (11) for the case $T = 0$. After solving for the Dirac matrices product and using $d^2k = k d\theta dk$ with $|\mathbf{k}| = k$, $|\mathbf{p}| = p$, $\mathbf{k} \rightarrow (\mathbf{k} + \mathbf{p})/v_F$, and $\mathbf{p} \rightarrow p/v_F$, we have

$$\Sigma(\Lambda) = -\frac{\bar{g}m}{2} \int_0^\Lambda dk \frac{k}{(k^2 + m^2)^{1/2}}, \tag{B.1}$$

where we have defined $\bar{g} = g/N\pi v_F^2$. This integral is solved in Eq. (23), yielding the electron self-energy, namely,

$$\Sigma(\Lambda) = -\frac{\bar{g}}{2}m \left[(\Lambda^2 + m^2)^{1/2} - m \right]. \tag{B.2}$$

Therefore, after using the Schwinger-Dyson equation, we find the renormalized mass given by

$$m^R(\Lambda) = m + \frac{\bar{g}}{2}m \left[(\Lambda^2 + m^2)^{1/2} - m \right]. \tag{B.3}$$

Note that Eq. (B.3) is the same as Eq. (30), as expected.

-
- [1] E. C. Marino, *Quantum Field Theory Approach to Condensed Matter Physics* (Cambridge University Press, Cambridge, England, 2017).
 - [2] L. Fernández, V. S. Alves, L. O. Nascimento, F. Peña, M. Gomes, and E. C. Marino, *Renormalization of the band gap in 2D materials through the competition between electromagnetic and four-fermion interactions in large N expansion*, Phys. Rev. D 102, 016020 (2020).
 - [3] A. Sinner and K. Ziegler, *Emergent Chern-Simons excitations due to electron-phonon interaction*, Phys. Rev. B 93, 125112 (2016).
 - [4] A. Sinner and K. Ziegler, *Quantum Hall effect induced by electron-phonon interaction*, Ann. Phys. 418, 168199 (2020).
 - [5] B. T. Zhou et al., *Spin-orbit coupling induced valley Hall effects in transition-metal dichalcogenides*, Commun. Phys. 2, 26 (2019).
 - [6] O. V. Kibis, K. Dini, I. V. Iorsh, and I. A. Shelykh, *All-optical band engineering of gapped Dirac materials*, Phys. Rev. B 95, 125401 (2017).
 - [7] J. González, F. Guinea, and M. A. H. Vozmediano, *Non-Fermi liquid behavior of electrons in the half-filled honeycomb lattice (A renormalization group approach)*, Nucl. Phys. B 424, 595 (1994).
 - [8] D. C. Elias et al., *Dirac cones reshaped by interaction effects in suspended graphene*, Nat. Phys. 7, 701 (2011).
 - [9] X. Du, I. Skachko, F. Duerr, A. Luican, and E. Y. Andrei, *Fractional Quantum Hall Effect and Insulating Phase of Dirac Electrons in Graphene*, Nature (London) 462, 192 (2009);
 - [10] K. I. Bolotin, F. Ghahari, M. D. Shulman, H. L. Stormer, and P. Kim, *Observation of the Fractional Quantum Hall Effect in Graphene*, Nature (London) 462, 196 (2009);
 - [11] F. Ghahari, Y. Zhao, P. Cadden-Zimansky, K. Bolotin, and P. Kim, *Measurement of the $\nu = 1/3$ Fractional Quantum Hall Energy Gap in Suspended Graphene*, Phys. Rev. Lett. 106, 046801 (2011);
 - [12] C. R. Dean et al., *Multicomponent Fractional Quantum Hall Effect in Graphene*, Nat. Phys. 7, 693 (2011).
 - [13] N. Bezerra, V. S. Alves, L. O. Nascimento, and L. Fernández, *Effects of the two-dimensional Coulomb interaction in both Fermi velocity and energy gap for Dirac-like electrons at finite temperature*, Phys. Rev. D 108, 056012 (2023).
 - [14] E. C. Marino, L. O. Nascimento, V. S. Alves, N. Menezes, and C. M. Smith, *Quantum-electrodynamical approach to*

- the exciton spectrum in transition-metal dichalcogenides*, 2D Mater. 5, 041006 (2018).
- [15] E. C. Marino, *Quantum electrodynamics of particles on a plane and the Chern-Simons theory*, Nucl. Phys. B 408, 551 (1993).
- [16] B. Charneski, M. Gomes, T. Mariz, J. R. Nascimento, and A. J. da Silva, *Dynamical Lorentz symmetry breaking in 3D and charge fractionalization*, Phys. Rev. D 79, 065007 (2009).
- [17] F. Xia et al., *Two-dimensional material nanophotonics*. Nature Photon. 8, 899–907 (2014).
- [18] Q. H. Wang et al., *Electronics and optoelectronics of two-dimensional transition metal dichalcogenides*. Nature Nanotech. 7, 699–712 (2012).
- [19] I. Shahbaz, M. Tahir, L. Li, and Y. Song, *Advancements in 2D transition metal dichalcogenides (TMDs) inks for printed optoelectronics: A comprehensive review*, Mater. Today 77, 142–184 (2024).
- [20] S. V. Mandyam, H. M. Kim, and M. Drndić, *Large area few-layer TMD film growths and their applications*, J. Phys. Mater. 3, 024008 (2020).
- [21] T. Dutta et al., *Electronic properties of 2D materials and their junctions*, Nano Mater. Sci. 6, 1–23 (2024).
- [22] I. Pelant and J. valenta, *Luminescence Spectroscopy of Semiconductors* (Oxford University Press, Oxford, England, 2012).
- [23] M. M. Ugeda et al., *Giant bandgap renormalization and excitonic effects in a monolayer transition metal dichalcogenide semiconductor*, Nature Mater. 13, 1091–1095 (2014).
- [24] A. T. Hanbicki, M. Currie, G. Kioseoglou, A. L. Friedman, and B. T. Jonker, *Measurement of high exciton binding energy in the monolayer transition-metal dichalcogenides WS_2 and WSe_2* . Solid State Commun. 203, 16–20 (2015).
- [25] E. Jung et al., *Unusually large exciton binding energy in multilayered 2H-MoTe₂*. Sci. Rep. 12, 4543 (2022).
- [26] Y. Zhang, Z. Wang, J. Xi, and J. Yang, *Temperature-dependent band gaps in several semiconductors: from the role of electron-phonon renormalization*, J. Phys.: Condens. Matter 32, 475503 (2020).
- [27] L. Viña, S. Logothetidis, and M. Cardona, *Temperature dependence of the dielectric function of germanium*, Phys. Rev. B 30, 1979 (1984).
- [28] M. Gutierrez-Amigo, M. G. Vergniory, I. Errea, and J. L. Mañes, *Topological phonon analysis of the two-dimensional buckled honeycomb lattice: An application to real materials*, Phys. Rev. B 107, 144307 (2023).
- [29] D. L. Nika and A. A. Balandin, *Two-dimensional phonon transport in graphene*, J. Phys.: Condens. Matter 24, 233203 (2012).
- [30] A. H. Castro Neto, F. Guinea, N. M. R. Peres, K. S. Novoselov, and A. K. Geim, *The electronic properties of graphene*, Rev. Mod. Phys. 81, 109 (2009).
- [31] M. A. H. Vozmediano, M. I. Katsnelson, and F. Guinea, *Gauge fields in graphene*, Phys. Rep. 496, 109–148 (2010).
- [32] HP. Komsa and A. V. Krasheninnikov, *Effects of confinement and environment on the electronic structure and exciton binding energy of MoS_2 from first principles*, Phys. Rev. B 86, 241201(R) (2012).
- [33] H. Y. Fan, *Temperature Dependence of the Energy Gap in Semiconductors*, Phys. Rev. 82, 900 (1951).
- [34] J. Bardeen and W. Shockley, *Deformation Potentials and Mobilities in Non-Polar Crystals*, Phys. Rev. 80, 72 (1950).
- [35] C. E. Stevens et al., *The role of electron-phonon interactions on the coherence lifetime of monolayer transition metal dichalcogenides*, J. Phys. Conf. Ser. 864, 012035 (2017).
- [36] HL. Liu et al., *Temperature-dependent optical constants of monolayer MoS_2 , $MoSe_2$, WS_2 , and WSe_2 : spectroscopic ellipsometry and first-principles calculations*, Sci. Rep. 10, 15282 (2020).
- [37] B. K. Choi et al., *Temperature dependence of band gap in $MoSe_2$ grown by molecular beam epitaxy*, Nanoscale Res. Lett. 12, 492 (2017).
- [38] S. Tongay et al., *Thermally Driven Crossover from Indirect toward Direct Bandgap in 2D Semiconductors: $MoSe_2$ versus MoS_2* , Nano Lett. 12, 5576–5580 (2012).
- [39] Y. P. Varshni, *Temperature dependence of the energy gap in semiconductors*, Physica 34, 149–154 (1967).
- [40] W. Bludau et al., *Temperature dependence of the band gap of silicon*, J. Appl. Phys. 45, 1846–1848 (1974).
- [41] K. P. O’Donnell and X. Chen, *Temperature dependence of semiconductor band gaps*, Appl. Phys. Lett. 58, 2924–2926 (1991).
- [42] A. Raja et al., *Coulomb engineering of the bandgap and excitons in two-dimensional materials*, Nat. Commun. 8, 15251 (2017).
- [43] S. S. Ataei and A. Sadeghi, *Competitive screening and band gap renormalization in n-type monolayer transition metal dichalcogenides*, Phys. Rev. B 104, 155301 (2021).
- [44] Z. Qiu et al., *Giant gate-tunable bandgap renormalization and excitonic effects in a 2D semiconductor*, Sci. Adv. 5, eaaw2347 (2019).
- [45] S. Paul, S. Karak, A. Mathew, A. Ram, and S. Saha. *Electron-phonon and phonon-phonon anharmonic interactions in 2H-MoX₂ (X=S, Te): A comprehensive resonant Raman study*, Phys. Rev. B 104, 075418 (2021).
- [46] A. Steinhoff et al., *Efficient Excitonic Photoluminescence in Direct and Indirect Band Gap Monolayer MoS_2* , Nano Lett. 15 (10), 6841–6847 (2015).
- [47] K. Sasaki and R. Saito, *Pseudospin and Deformation-Induced Gauge Field in Graphene*, Prog. Theor. Phys. Suppl. 176, 253–278 (2008).
- [48] K. Sasaki, R. Saito, G. Dresselhaus, M. S. Dresselhaus, H. Farhat, and J. Kong, *Curvature-induced optical phonon frequency shift in metallic carbon nanotubes*, Phys. Rev. B 77, 245441 (2008).
- [49] D. H. Lee et al., *Direct probing of phonon mode specific electron-phonon scatterings in two-dimensional semiconductor transition metal dichalcogenides*, Nat. Commun. 12, 4520 (2021).
- [50] T. Sohler, M. Calandra, and F. Mauri, *Two-dimensional Fröhlich interaction in transition-metal dichalcogenide monolayers: Theoretical modeling and first-principles calculations*, Phys. Rev. B 94, 085415 (2016).
- [51] E. C. Marino, L. O. Nascimento, V. S. Alves, and C. M. Smith, *Interaction Induced Quantum Valley Hall Effect in Graphene*, Phys. Rev. X 5, 011040 (2015).
- [52] H. Mousavi, *Graphene susceptibility in Holstein model*, J. Magn. Magn. Mater. 323, 1537–1540 (2011).
- [53] T. Ando, *Anomaly of Optical Phonon in Monolayer Graphene*, J. Phys. Soc. Jpn. 75, 124701 (2006).
- [54] K. Ishikawa and T. Ando, *Optical Phonon Interacting with Electrons in Carbon Nanotubes*, J. Phys. Soc. Jpn. 75, 084713 (2006).
- [55] B. Amorim et al., *Novel effects of strains in graphene and*

- other two dimensional materials, Phys. Rep. 617, 1–54 (2016).
- [56] F. Guinea, M. I. Katsnelson, and A. K. Geim, *Energy gaps and a zero-field quantum Hall effect in graphene by strain engineering*, Nature Physics 6, 30–33 (2010).
- [57] Z. Li, D. Baillie, C. Blois, and F. Marsiglio, *Ground-state properties of the Holstein model near the adiabatic limit*, Phys. Rev. B 81, 115114 (2010).
- [58] F. Giustino, *Electron-phonon interactions from first principles*, Rev. Mod. Phys. 89, 015003 (2017).
- [59] W. Thirring, *A soluble relativistic field theory*, Ann. Phys. 3, 91–122 (1958).
- [60] D. K. Hong and S. H. Park, *Large-analysis of the (2+1)-dimensional Thirring model*, Phys. Rev. D 49, 5507 (1994).
- [61] S. Hands, A. Kocic, and J. B. Kogut, *Four-Fermi theories in fewer than four dimensions*, Ann. Phys. 224, 29–89 (1993).
- [62] T. Itoh, Y. Kim, M. Sugiura, and K. Yamawaki, *Thirring Model as a Gauge Theory*, Prog. Theor. Phys. 93, 417–432 (1995).
- [63] L. Janssen and H. Gies, *Critical behavior of the (2+1)-dimensional Thirring model*, Phys. Rev. D 86, 105007 (2012).
- [64] F. Gehring, H. Gies, and L. Janssen, *Fixed-point structure of low-dimensional relativistic fermion field theories: Universality classes and phase diagrams*, Phys. Rev. D 92, 085046 (2015).
- [65] M. Gomes, R. S. Mendes, R. F. Ribeiro, and A. J. da Silva, *Gauge structure, anomalies, and mass generation in a three-dimensional Thirring model*, Phys. Rev. D 43, 3516 (1991).
- [66] Y. Cho and T. C. Berkelbach, *Environmentally sensitive theory of electronic and optical transitions in atomically thin semiconductors*, Phys. Rev. B 97, 041409(R) (2018).
- [67] D. Kumar et al., *Electron-phonon coupling, thermal expansion coefficient, resonance effect, and phonon dynamics in high-quality CVD-grown monolayer and bilayer MoSe₂*, Phys. Rev. B 105, 085419 (2022).
- [68] S. Coleman, *Aspects of symmetry: selected Erice Lectures of Sidney Coleman* (Cambridge University Press, Cambridge, England, 1985).
- [69] T. Matsubara, *A new approach to quantum-statistical mechanics*, Prog. Theor. Phys. 14, 351 (1955).
- [70] A. Das, *Finite Temperature Field Theory* (World Scientific, Singapore, 1997).
- [71] N. Dorey and N. E. Mavromatos, *QED₃ and two-dimensional superconductivity without parity violation*, Nucl. Phys. B 386, 614–680 (1992).
- [72] Ashok Das and Silvana Perez, *Vanishing magnetic mass in three-dimensional QED with a Chern-Simons term*, Phys. Rev. D 66, 025011 (2002).
- [73] L. O. Nascimento, V. S. Alves, F. Peña, C. M. Smith, and E. C. Marino, *Chiral-symmetry breaking in pseudoquantum electrodynamics at finite temperature*, Phys. Rev. D 92, 025018 (2015).
- [74] H. M. Hill et al., *Observation of Excitonic Rydberg States in Monolayer MoS₂ and WS₂ by Photoluminescence Excitation Spectroscopy*, Nano Lett. 2015, 15, 5, 2992–2997 (2015).
- [75] K. He et al., *Tightly Bound Excitons in Monolayer WSe₂*, Phys. Rev. Lett. 113, 026803 (2014).
- [76] A. Chernikov et al. *Exciton Binding Energy and Nonhydrogenic Rydberg Series in Monolayer WS₂*, Phys. Rev. Lett. 113, 076802 (2014).
- [77] T. C. Berkelbach, M. S. Hybertsen, and D. R. Reichman, *Theory of neutral and charged excitons in monolayer transition metal dichalcogenides*, Phys. Rev. B 88, 045318 (2013).
- [78] I. Kylänpää and HP Komsa, *Binding energies of exciton complexes in transition metal dichalcogenide monolayers and effect of dielectric environment*, Phys. Rev. B 92, 205418 (2015).
- [79] B. Peng et al., *Thermal conductivity of monolayer MoS₂, MoSe₂, and WS₂: interplay of mass effect, interatomic bonding and anharmonicity*, RSC Adv. 6, 5767 (2016).
- [80] S. Mathew et al., *Temperature Dependent Structural Evolution of WSe₂: A Synchrotron X-ray Diffraction Study*, Condens. Matter 5, 76 (2020).
- [81] X. Li, F. Zhang, and Q. Niu, *Unconventional Quantum Hall Effect and Tunable Spin Hall Effect in Dirac Materials: Application to an Isolated MoS₂ Trilayer*, Phys. Rev. Lett. 110, 066803 (2013).
- [82] XJ. Hao, RY. Yuan, T. Ji, and Y. Guo, *Switch effect for spin-valley electrons in monolayer WSe₂ structures subjected to optical field and Fermi velocity barrier*, J. Appl. Phys. 128, 154303 (2020).
- [83] A. A. Mitioğlu et al., *Optical Investigation of Monolayer and Bulk Tungsten Diselenide (WSe₂) in High Magnetic Fields*, Nano Lett. 15, 4387–4392 (2015).