

# Three-body Fermi liquid corrections for an infinite- $U$ $SU(N)$ Anderson impurity model

Kaiji Motoyama,<sup>1</sup> Yoshimichi Teratani,<sup>2,3</sup> Kazuhiko Tsutsumi,<sup>2,3</sup>  
Kohei Wake,<sup>2</sup> Ryosuke Kobayashi,<sup>2</sup> Rui Sakano,<sup>4</sup> and Akira Oguri<sup>2,3</sup>

<sup>1</sup>*Department of Physics, Osaka Metropolitan University, Sumiyoshi-ku, Osaka 558-8585, Japan*

<sup>2</sup>*Department of Physics, Osaka City University, Sumiyoshi-ku, Osaka 558-8585, Japan*

<sup>3</sup>*NITEP, Osaka Metropolitan University, Sumiyoshi-ku, Osaka 558-8585, Japan*

<sup>4</sup>*Department of Physics, Keio University, 3-14-1 Hiyoshi,  
Kohoku-ku, Yokohama, Kanagawa 223-8522, Japan*

(Dated: November 19, 2024)

We study the three-body Fermi liquid effects in the  $SU(N)$  Anderson impurity model in the strong interaction limit where the occupation number  $N_d$  of the impurity levels varies over the range of  $0 < N_d < 1$ . The three-body correlation of impurity electrons contributes to the next-to-leading order terms of transport coefficients at low energies when the electron-hole symmetry, the time-reversal symmetries, or both are broken by external fields or potentials. Using the numerical renormalization group approach, we calculate the differential conductance and the nonlinear current noise through quantum dots, as well as the thermal conductivity of both quantum dots and magnetic alloys. Specifically, we focus on the  $SU(2)$  and  $SU(4)$  cases and demonstrate how the three-body contributions evolve in the limit of  $U \rightarrow \infty$ , across the  $1/N$ -filling Kondo regime and the valence fluctuation regime. Our results clarify how the three-body correlation affects low-energy transport, with a crucial dependence on the occupation number  $N_d$ . We also show that the three-body correlation strongly couples with asymmetries in the tunnel couplings between quantum dots and reservoirs; in particular it significantly affects the nonlinear current through the quarter-filling Kondo state for  $N = 4$ .

## I. INTRODUCTION

The Kondo effect is an intriguing quantum phenomenon [1, 2] that occurs in dilute magnetic alloys (MAs), quantum dots (QDs), and various exotic systems, such as ultracold atomic gases [3] and quark matter [4]. In these Kondo systems, localized impurity spins are screened by surrounding conduction electrons at low energies, leading to a highly correlated singlet ground state. In the 1970s, it was confirmed that the ground state and low-lying energy excitations, obtained with the high-accuracy numerical renormalization group (NRG) [5–7], can be described by an effective zero-dimensional field theory, commonly known as local Fermi liquid theory [8–12].

The low-energy properties of Kondo systems realized in quantum dots have been studied intensively through highly sensitive measurements [13–26]. Simultaneously, theories to deduce the universal Fermi liquid behavior from experiments have been developed, specifically for electrical currents [27–35], shot noise [36–40], and thermal conductivity [41–43]. Furthermore, recent developments have revealed that three-body correlations between impurity electrons play an essential role in Fermi-liquid transport at low but finite temperatures  $T$  or finite bias voltages  $eV$  [44–50].

Three-body correlations emerge when the electron-hole symmetry, the time-reversal symmetry, or both are broken by an internal potential or external field, and evolve as the impurity level  $\epsilon_d$  shifts toward or away from the Fermi level  $E_F$  of conduction bands. These correlations affect the next-to-leading order terms in both the linear and nonlinear responses of electrical and thermal currents

[51–58]. The degeneracy  $N$  of impurity state also introduces interesting variations in three-body effects. The  $SU(N)$  Kondo state for  $N = 4$ , consisting of the spin and orbital degrees of freedoms, has been realized in carbon nanotubes and other types of quantum dots [23, 59–64] and has investigated theoretically by a numerous authors [65–74]. In particular, Mora *et al.* derived several Fermi-liquid relations for the three-body correlations in the  $SU(N)$  Kondo model, which can be classified according to an integer  $N_d$  ( $= 1, 2, \dots, N - 1$ ) that corresponds to the number of electrons at the impurity site [44, 45].

Fermi liquid theory for three-body correlations has also been developed for the Anderson impurity model, in which the occupation number  $N_d$  can vary continuously in the range  $0 < N_d < N$  [46–50, 54–58]. For multilevel impurities with  $N \geq 4$ , it has been shown that the contribution of three-body correlations is particularly pronounced in the Kondo states with the electron numbers  $N_d \simeq 1$  and  $N - 1$ , and that this contribution increases with the Coulomb interaction  $U$  [57, 58]. Therefore, it is expected that three-body correlations are maximized in the strong interaction limit  $U \rightarrow \infty$ , which could provide a benchmark for their contributions. Low-energy properties at  $U \rightarrow \infty$  have been studied for a long time, for instance with the NRG, while also taking additional inter-site Coulomb interactions into account [75–77]. However, to our knowledge, three body correlations have not yet been explored in this limit.

The purpose of this paper is to demonstrate the role of three-body correlations in the  $SU(N)$  Anderson model in the strong interaction limit  $U \rightarrow \infty$  over a wide range of the impurity level position  $\epsilon_d$ , across the  $1/N$ -filling Kondo regime and the valence fluctuation regime

$0 < N_d < 1$ . To this end, we calculate the Fermi liquid parameters such as the phase shift  $\delta_\sigma$ , the linear susceptibility  $\chi_{\sigma\sigma'}$ , and the three-body correlation function  $\chi_{\sigma\sigma'\sigma''}^{[3]}$ , using the NRG for  $N = 2$  and  $N = 4$ . Here,  $\sigma$  labels the  $N$  impurity levels, with  $\sigma = 1, 2, \dots, N$ . From these correlation functions, electrical and thermal currents through quantum dots or magnetic alloys can be deduced up to next-to-leading order at finite  $T$  and finite  $eV$ .

The three-body correlation function  $\chi_{\sigma\sigma'\sigma''}^{[3]}$  has three independent components for the  $SU(N)$  Anderson model of  $N \geq 4$ , which approach a single universal value in the  $1/N$ -filling Kondo regime. However, as the occupation number  $N_d$  decreases from the  $1/N$ -filling, the three independent components contribute distinctly to the transport coefficients, especially in the valence fluctuation regime. We also find that the order  $|eV|^3$  term of the shot noise for  $SU(4)$  quantum dots becomes positive definite throughout the entire range of  $\epsilon_d$  in the limit of  $U \rightarrow \infty$ , in contrast to the case of finite interactions, where the order  $|eV|^3$  term takes a negative value in the valence fluctuation regime for small  $U$  [58]. Additionally, we investigate the effects of tunneling and bias asymmetries on the nonlinear conductance through quantum dots at  $U \rightarrow \infty$  [56, 57], and demonstrate that the three-body correlations couple strongly to these asymmetries.

This paper is organized as follows. In Sec. II, we introduce the Anderson impurity model for QDs and MAs, along with the Fermi liquid parameters that include three-body correlations. We also introduce the nonequilibrium steady-state current and current noise through QDs. Section III is devoted to the formulation of thermoelectric transport for QDs and MAs. Section IV discusses the three-body correlations in  $SU(N)$  case. In Sec. V we discuss NRG results for the Fermi liquid parameters obtained in the  $U \rightarrow \infty$  limit for  $SU(2)$  and  $SU(4)$  symmetric cases. In Sec. VI, we discuss the behavior of the next-to-leading-order terms of the differential conductance  $dI/dV$  through QDs, and examine their dependence on the tunneling and bias asymmetries. Section VII addresses the nonlinear current noise through QDs for  $U \rightarrow \infty$ . Sections VIII and IX describe thermoelectric transport of QDs and MAs, respectively. A summary is provided in Sec. X. In the Appendix, we briefly describe Fermi liquid relations including the three-body correlations.

## II. FORMULATION

### A. Multilevel Anderson impurity model

We begin with an  $N$ -level Anderson impurity model connected to two non-interacting leads on the left ( $L$ )

and right ( $R$ ):

$$H = H_d + H_c + H_T, \quad (2.1)$$

$$H_d = \sum_{\sigma=1}^N \epsilon_{d\sigma} n_{d\sigma} + \sum_{\sigma \neq \sigma'} \frac{U}{2} n_{d\sigma} n_{d\sigma'}, \quad (2.2)$$

$$H_c = \sum_{\nu=L,R} \sum_{\sigma=1}^N \int_{-D}^D d\epsilon c_{\epsilon\nu\sigma}^\dagger c_{\epsilon\nu\sigma}, \quad (2.3)$$

$$H_T = - \sum_{\nu=L,R} \sum_{\sigma=1}^N v_\nu \int_{-D}^D d\epsilon \sqrt{\rho_c} (c_{\epsilon\nu\sigma}^\dagger d_\sigma + \text{H.c.}), \quad (2.4)$$

Here,  $d_\sigma^\dagger$  for  $\sigma = 1, 2, \dots, N$ , is the creation operator for an impurity electron with energy  $\epsilon_{d\sigma}$ ,  $U$  represents the Coulomb interaction between two impurity electrons. The number operator of impurity electrons is given by  $n_{d\sigma} \equiv d_\sigma^\dagger d_\sigma$ . Additionally,  $c_{\epsilon\nu\sigma}^\dagger$  is the creation operator for conduction electrons in the noninteracting lead on  $\nu = L, R$ , normalized such that  $\{c_{\epsilon\nu\sigma}, c_{\epsilon'\nu'\sigma'}^\dagger\} = \delta(\epsilon - \epsilon') \delta_{\nu\nu'} \delta_{\sigma\sigma'}$ . Charge transfer occurring between impurity level and conduction bands is described by  $H_T$ , where  $\rho_c \equiv 1/(2D)$  and  $D$  is the half band width of conduction bands. The bare level width due to the tunnel coupling  $v_\nu$  is given by  $\Delta \equiv \Gamma_L + \Gamma_R$ , with  $\Gamma_\nu \equiv \pi \rho_c v_\nu^2$ .

The current flowing through the impurity level  $\sigma$  satisfies the equation of continuity, given by

$$\frac{\partial n_{d\sigma}}{\partial t} + \hat{I}_{R,\sigma} - \hat{I}_{L,\sigma} = 0. \quad (2.5)$$

Here,  $\hat{I}_{L,\sigma}$  represents the current flowing from the left lead to the impurity level, and  $\hat{I}_{R,\sigma}$  represents the current from the impurity level to the right lead:

$$\hat{I}_{L,\sigma} = -i v_L (\psi_{L\sigma}^\dagger d_\sigma - d_\sigma^\dagger \psi_{L\sigma}), \quad (2.6)$$

$$\hat{I}_{R,\sigma} = +i v_R (\psi_{R\sigma}^\dagger d_\sigma - d_\sigma^\dagger \psi_{R\sigma}). \quad (2.7)$$

### B. Three-body correlation functions

The low-energy properties of the Anderson impurity can be described by Fermi liquid parameters, which include the occupation numbers  $\langle n_{d\sigma} \rangle$ , susceptibilities  $\chi_{\sigma_1\sigma_2}$ , and three-body correlation functions  $\chi_{\sigma_1\sigma_2\sigma_3}^{[3]}$ :

$$\langle n_{d\sigma} \rangle = \frac{\partial \Omega}{\partial \epsilon_{d\sigma}}, \quad (2.8)$$

$$\chi_{\sigma_1\sigma_2} \equiv - \frac{\partial \Omega}{\partial \epsilon_{d\sigma_1} \partial \epsilon_{d\sigma_2}} = \int_0^\beta d\tau \langle \delta n_{d\sigma_1}(\tau) \delta n_{d\sigma_2} \rangle, \quad (2.9)$$

$$\begin{aligned} \chi_{\sigma_1\sigma_2\sigma_3}^{[3]} &\equiv - \frac{\partial^3 \Omega}{\partial \epsilon_{d\sigma_1} \partial \epsilon_{d\sigma_2} \partial \epsilon_{d\sigma_3}} \\ &= - \int_0^\beta d\tau \int_0^\beta d\tau' \langle T_\tau \delta n_{d\sigma_1}(\tau) \delta n_{d\sigma_2}(\tau') \delta n_{d\sigma_3} \rangle. \end{aligned} \quad (2.10)$$

Here,  $\langle \mathcal{O} \rangle = \text{Tr}[e^{-\beta H} \mathcal{O}] / \text{Tr} e^{-\beta H}$  denotes the thermal average,  $\Omega \equiv -\frac{1}{\beta} \ln[e^{-\beta H}]$  is the free energy, and  $\beta = 1/T$  is the inverse temperature. Additionally,  $\delta n_{d\sigma} \equiv n_{d\sigma} - \langle n_{d\sigma} \rangle$ ,  $\mathcal{O}(\tau) \equiv e^{\tau H} \mathcal{O} e^{-\tau H}$ , and  $T_\tau$  is the imaginary-time ordering operator. Specifically, the ground-state values of these correlation functions — namely,  $\langle n_{d\sigma} \rangle$ ,  $\chi_{\sigma_1 \sigma_2}$ , and  $\chi_{\sigma_1 \sigma_2 \sigma_3}^{[3]}$  at  $T = 0$  — completely determine the low-energy transport properties in the Fermi liquid regime, up to the next-to-leading order terms.

### C. Nonequilibrium current through quantum dots

We consider a steady current  $I$  under a finite bias voltage  $V$ :

$$I = \frac{e}{\hbar} \sum_{\sigma=1}^N \int_{-\infty}^{\infty} d\omega \left[ f_L(\omega) - f_R(\omega) \right] \mathcal{T}_\sigma(\omega), \quad (2.11)$$

$$\mathcal{T}_\sigma(\omega) \equiv \frac{4\Gamma_L \Gamma_R}{\Gamma_L + \Gamma_R} \pi A_\sigma(\omega). \quad (2.12)$$

Here, the average  $I \equiv \sum_\sigma \langle \hat{I}_{R,\sigma} \rangle_V = \sum_\sigma \langle \hat{I}_{L,\sigma} \rangle_V$  is defined with respect to a nonequilibrium steady state, constructed at finite bias voltages  $eV$  and temperatures  $T$ , using the Keldysh formalism [29, 30, 78]. The Fermi distribution function for the conduction band in lead  $\nu = L$  or  $R$  is given by  $f_\nu(\omega) = [e^{\beta(\omega - \mu_\nu)} + 1]^{-1}$ . We assume that the chemical potentials of the left and right leads are shifted from the Fermi level at equilibrium ( $E_F \equiv 0$ ) such that  $\mu_L = E_F + \alpha_L eV$  and  $\mu_R = E_F - \alpha_R eV$ , where  $\alpha_L$  and  $\alpha_R$  are parameters that satisfy the condition  $\alpha_L + \alpha_R = 1$ , ensuring  $\mu_L - \mu_R \equiv eV$ . Thus, asymmetries in the applied bias voltage and the tunnel couplings can be described by the following parameters:

$$\alpha_{\text{dif}} \equiv \frac{\mu_L + \mu_R - 2E_F}{\mu_L - \mu_R} = \alpha_L - \alpha_R, \quad (2.13)$$

$$\gamma_{\text{dif}} \equiv \frac{\Gamma_L - \Gamma_R}{\Gamma_L + \Gamma_R}. \quad (2.14)$$

The spectral function  $A_\sigma(\omega)$  on the right-hand side of Eq. (2.12) is defined as the imaginary part of retarded Green's function:

$$G_\sigma^r(\omega) = -i \int_0^\infty dt e^{i(\omega + i0^+)t} \left\langle \left\{ d_\sigma(t), d_\sigma^\dagger \right\} \right\rangle_V. \quad (2.15)$$

$$A_\sigma(\omega) = -\frac{1}{\pi} \text{Im} G_\sigma^r(\omega). \quad (2.16)$$

The behavior of the Green's function at small  $\omega$ ,  $T$ , and  $eV$  determines the low-energy Fermi liquid properties, which are summarized in Appendix A.

We also consider the current noise  $S_{\text{noise}}^{\text{QD}}$ , defined as the correlation function for fluctuations of a symmetrized

current  $\delta \hat{I} = \hat{I} - \langle \hat{I} \rangle_V$  [36, 44, 46, 54, 55]:

$$S_{\text{noise}}^{\text{QD}} \equiv e^2 \int_{-\infty}^{\infty} dt \left\langle \delta \hat{I}(t) \delta \hat{I}(0) + \delta \hat{I}(0) \delta \hat{I}(t) \right\rangle_V, \quad (2.17)$$

$$\hat{I} \equiv \sum_\sigma \frac{\Gamma_R \hat{I}_{L,\sigma} + \Gamma_L \hat{I}_{R,\sigma}}{\Gamma_L + \Gamma_R}. \quad (2.18)$$

Specifically, we calculate the terms up to order  $|eV|^3$  for nonlinear noise, based on expansion formulas obtained in Ref. 55, taking into account all contributions from vertex corrections in the Keldysh formalism.

## III. THERMOELECTRIC TRANSPORT COEFFICIENTS

We also consider the thermoelectric transport through multilevel quantum dots and magnetic alloys in the linear-response regime, the low-energy behaviors of which can be deduced from the asymptotic form of the spectral function  $A_\sigma(\omega)$ . Specifically, we focus on the three-body Fermi liquid corrections that emerge in the next-to-leading order terms of the electrical and heat currents, as discussed later in Secs. VIII and IX. Here, we briefly describe the basic formulations.

When the temperature difference  $\delta T$  is applied between the two leads such that  $\delta T = T_L - T_R$ , a heat current  $I_Q = \kappa \delta T$  flows from the high-temperature side toward the low-temperature side, through quantum dots, or magnetic alloys. The thermal conductivity  $\kappa$  is defined as the linear-response coefficient of  $I_Q$ .

### A. Thermoelectric coefficients for quantum dots

The linear conductance  $g$ , thermopower  $\mathcal{S}_{\text{QD}}$  and thermal conductance  $\kappa_{\text{QD}}$  of a quantum dot can be expressed in the form [41, 52, 79–81]:

$$g \equiv \left. \frac{dI}{dV} \right|_{eV=0} = \frac{e^2}{\hbar} \sum_\sigma \mathcal{L}_{0,\sigma}^{\text{QD}}, \quad (3.1)$$

$$\mathcal{S}_{\text{QD}} = \frac{-1}{|e|T} \frac{\sum_\sigma \mathcal{L}_{1,\sigma}^{\text{QD}}}{\sum_\sigma \mathcal{L}_{0,\sigma}^{\text{QD}}}, \quad (3.2)$$

$$\kappa_{\text{QD}} = \frac{1}{hT} \left[ \sum_\sigma \mathcal{L}_{2,\sigma}^{\text{QD}} - \frac{\left( \sum_\sigma \mathcal{L}_{1,\sigma}^{\text{QD}} \right)^2}{\sum_\sigma \mathcal{L}_{0,\sigma}^{\text{QD}}} \right]. \quad (3.3)$$

Here,  $\mathcal{L}_{n,\sigma}^{\text{QD}}$  for  $n = 0, 1$ , and 2 is defined at  $eV = 0$  with respect to the thermal equilibrium, as

$$\mathcal{L}_{n,\sigma}^{\text{QD}} = \int_{-\infty}^{\infty} d\omega \omega^n \mathcal{T}_\sigma(\omega) \left( -\frac{\partial f(\omega)}{\partial \omega} \right), \quad (3.4)$$

where  $\mathcal{T}_\sigma(\omega)$  is the transmission probability defined in Eq. (2.12).

## B. Thermoelectric coefficients for magnetic alloys

Within the linear response theory, the electrical resistivity  $\varrho_{\text{MA}} = 1/\sigma_{\text{MA}}$ , the thermopower  $\mathcal{S}_{\text{MA}}$ , and the thermal conductivity  $\kappa_{\text{MA}}$  for magnetic alloys are given by [42]:

$$\sigma_{\text{MA}} = \sigma_{\text{MA}}^{\text{unit}} \frac{1}{N} \sum_{\sigma} \mathcal{L}_{0,\sigma}^{\text{MA}}, \quad (3.5)$$

$$\mathcal{S}_{\text{MA}} = \frac{-1}{|e|T} \frac{\sum_{\sigma} \mathcal{L}_{1,\sigma}^{\text{MA}}}{\sum_{\sigma} \mathcal{L}_{0,\sigma}^{\text{MA}}}, \quad (3.6)$$

$$\kappa_{\text{MA}} = \frac{\sigma_{\text{MA}}^{\text{unit}}}{e^2 T} \frac{1}{N} \left[ \sum_{\sigma} \mathcal{L}_{2,\sigma}^{\text{MA}} - \frac{(\sum_{\sigma} \mathcal{L}_{1,\sigma}^{\text{MA}})^2}{\sum_{\sigma} \mathcal{L}_{0,\sigma}^{\text{MA}}} \right]. \quad (3.7)$$

For magnetic alloys, the response functions  $\mathcal{L}_{n,\sigma}^{\text{MA}}$  for  $n = 0, 1$  and  $2$  are determined by the inverse spectral function  $1/A_{\sigma}(\omega)$  at  $eV = 0$ :

$$\mathcal{L}_{n,\sigma}^{\text{MA}} = \int_{-\infty}^{\infty} d\omega \frac{\omega^n}{\pi \Delta A_{\sigma}(\omega)} \left( -\frac{\partial f(\omega)}{\partial \omega} \right). \quad (3.8)$$

Equation (3.5) defines the electrical conductivity relative to its unitary-limit value  $\sigma_{\text{MA}}^{\text{unit}}$ . In the limit  $T \rightarrow 0$ , the electrical and thermal conductivities of the Anderson impurity satisfy the Wiedemann-Franz law (see Sec. IX):

$$\lim_{T \rightarrow 0} \frac{\kappa_{\text{MA}}}{T \sigma_{\text{MA}}} = \frac{\pi^2}{3 e^2}. \quad (3.9)$$

## IV. THREE-BODY CORRELATIONS FOR SU(N) ANDERSON IMPURITY

The Hamiltonian  $H$ , defined in Eqs. (2.1)–(2.4), exhibits  $\text{SU}(N)$  symmetry when the impurity levels are degenerate, i.e.,  $\epsilon_{d\sigma} \equiv \epsilon_d$  for all  $\sigma$ . At zero temperature  $T = 0$ , the occupation number of the impurity electron is determined by the phase shift  $\delta_{\sigma}$  through the Friedel sum rule  $\langle n_{d\sigma} \rangle = \delta_{\sigma}/\pi$ , which plays a central role in the ground-state property. In particular, in the  $\text{SU}(N)$  symmetric case, the total number of impurity electrons is given by

$$N_d \equiv \sum_{\sigma=1}^N \langle n_{d\sigma} \rangle \xrightarrow{\text{SU}(N)} \frac{N}{\pi} \delta. \quad (4.1)$$

Correspondingly, the linear susceptibilities have two linearly independent components: the diagonal one  $\chi_{\sigma\sigma}$  and the off-diagonal one  $\chi_{\sigma\sigma'}$  for  $\sigma \neq \sigma'$ . The diagonal component determines a characteristic energy scale  $T^*$  of the  $\text{SU}(N)$  Fermi liquid, which allows the  $T$ -linear specific heat  $\mathcal{C}_{\text{imp}}^{\text{heat}}$  of impurity electrons to be expressed in the following form [9, 11, 12]:

$$\mathcal{C}_{\text{imp}}^{\text{heat}} = \frac{N\pi^2}{12} \frac{T}{T^*}, \quad T^* \equiv \frac{1}{4\chi_{\sigma\sigma}}. \quad (4.2)$$

Note that the diagonal susceptibility can be expressed as  $\chi_{\sigma\sigma} = \rho_{d\sigma}/z$ , where the density of state of impurity electrons is given by  $\rho_{d\sigma} = \sin^2 \delta/(\pi \Delta)$  and  $z$  is the wavefunction renormalization factor defined in Appendix A. The off-diagonal susceptibility determines the Wilson ratio  $R$ , or the rescaled one  $\tilde{K}$ , which is bounded in the range  $0 \leq \tilde{K} \leq 1$ :

$$R \equiv 1 - \frac{\chi_{\sigma\sigma'}}{\chi_{\sigma\sigma}}, \quad \tilde{K} \equiv (N-1)(R-1). \quad (4.3)$$

We also introduce dimensionless parameters for three-body correlations, which have three independent components for  $N \geq 3$  in  $\text{SU}(N)$  symmetric case:

$$\Theta_{\text{I}} = \frac{\sin 2\delta}{2\pi} \frac{\chi_{\sigma\sigma\sigma}^{[3]}}{\chi_{\sigma\sigma}^2}, \quad \tilde{\Theta}_{\text{II}} = \frac{\sin 2\delta}{2\pi} \frac{\tilde{\chi}_{\sigma\sigma'\sigma'}^{[3]}}{\chi_{\sigma\sigma}^2}, \quad (4.4)$$

$$\tilde{\Theta}_{\text{III}} = \frac{\sin 2\delta}{2\pi} \frac{\tilde{\chi}_{\sigma\sigma'\sigma''}^{[3]}}{\chi_{\sigma\sigma}^2}, \quad \sigma \neq \sigma' \neq \sigma'' \neq \sigma. \quad (4.5)$$

For the later two components, we have introduced rescaled correlation functions  $\tilde{\chi}_{\sigma\sigma'\sigma'}^{[3]}$  and  $\tilde{\chi}_{\sigma\sigma'\sigma''}^{[3]}$  defined as follows:

$$\tilde{\chi}_{\sigma\sigma'\sigma'}^{[3]} \equiv (N-1) \chi_{\sigma\sigma'\sigma'}^{[3]}, \quad (4.6)$$

$$\tilde{\chi}_{\sigma\sigma'\sigma''}^{[3]} \equiv \frac{(N-1)(N-2)}{2} \chi_{\sigma\sigma'\sigma''}^{[3]}. \quad (4.7)$$

In this work, we have calculated these three-body correlations as well as the two-body correlations  $\chi_{\sigma\sigma'}$  [40, 54, 58, 82–85], using the NRG approach, employing the following relations [see Appendix B for details]:

$$\chi_{\sigma\sigma\sigma}^{[3]} = \frac{1}{N} \frac{\partial \chi_{\sigma\sigma}}{\partial \epsilon_d} - \frac{N-1}{N} \chi_B^{[3]}, \quad (4.8)$$

$$\tilde{\chi}_{\sigma\sigma'\sigma'}^{[3]} = \frac{N-1}{N} \frac{\partial \chi_{\sigma\sigma}}{\partial \epsilon_d} + \frac{N-1}{N} \chi_B^{[3]}, \quad (4.9)$$

$$\tilde{\chi}_{\sigma\sigma'\sigma''}^{[3]} = -\frac{N-1}{N} \frac{\partial \chi_{\sigma\sigma}}{\partial \epsilon_d} + \frac{N-1}{2} \frac{\partial \chi_{\sigma\sigma'}}{\partial \epsilon_d} - \frac{N-1}{N} \chi_B^{[3]}. \quad (4.10)$$

Here,  $\chi_B^{[3]}$  is defined as the derivative of two-body correlations with respect to the magnetic field  $b$ :

$$\chi_B^{[3]} \equiv \frac{\partial}{\partial b} \left( \frac{\chi_{m\uparrow, m\uparrow} - \chi_{m\downarrow, m\downarrow}}{2} \right) \Big|_{b=0} = -\chi_{\sigma\sigma\sigma}^{[3]} + \chi_{\sigma\sigma'\sigma'}^{[3]}. \quad (4.11)$$

The magnetic field  $b$  is applied to the impurity levels  $\sigma = (m, s)$ , for  $m = 1, 2, \dots, N/2$  and  $s = \uparrow, \downarrow$ , inducing the spin Zeeman splitting, as

$$\epsilon_{d, m, \uparrow} = \epsilon_d - b, \quad \epsilon_{d, m, \downarrow} = \epsilon_d + b. \quad (4.12)$$

In the following sections, we investigate how three-body correlations influence low-energy transport in the strong interaction limit across a broad range of impurity levels,  $\epsilon_d$ .

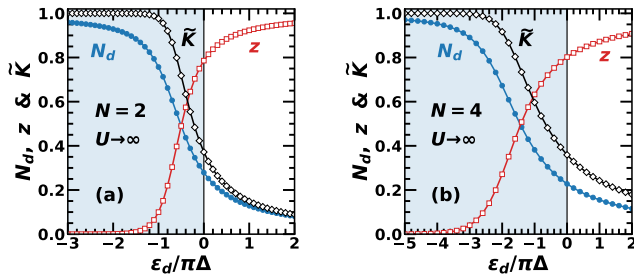


FIG. 1. NRG results for  $N_d$ ,  $z$ , and  $\tilde{K}$  plotted as functions of  $\epsilon_d$  in the  $U \rightarrow \infty$  limit with  $\pi\Delta/D = 0.01$ : (a)  $N = 2$  and (b)  $N = 4$ .

## V. NRG RESULTS FOR $SU(N)$ FERMI LIQUID PARAMETERS FOR $U \rightarrow \infty$ ANDERSON MODEL

In this section, we discuss the  $SU(N)$  Fermi-liquid (FL) parameters, obtained with the NRG in the  $U \rightarrow \infty$  limit with  $\pi\Delta/D = 0.01$ . More detailed procedures for the NRG are described in Appendix B.

### A. $\epsilon_d$ dependence of $N_d$ and two-body functions

The NRG results for the number of impurity electrons  $N_d$ , the renormalization factor  $z$ , and the rescaled Wilson ratio  $\tilde{K}$  are plotted in Fig. 1, as functions of  $\epsilon_d$  for (a)  $N = 2$  and (b)  $N = 4$ .

The occupation number  $N_d (= N\delta/\pi)$  increases as the impurity level  $\epsilon_d$  decreases. It approaches the maximum possible value of  $N_d \simeq 1$  in the Kondo regime at  $\epsilon_d \ll -\Delta$ , while it becomes nearly empty  $N_d \simeq 0$  in the opposite limit  $\epsilon_d \gg \Delta$ . In particular,  $N_d$  increases rapidly in the valence fluctuation (VF) regime, as  $\epsilon_d$  decreases. Note that in the Kondo regime, the phase shift approaches  $\delta \rightarrow \pi/N$ , which corresponds to  $\delta \rightarrow \pi/2$  and  $\pi/4$  for  $N = 2$  and 4, respectively.

The rescaled Wilson ratio  $\tilde{K} = (N-1)(R-1)$  approaches its upper-bound,  $\tilde{K} \rightarrow 1$ , as  $\epsilon_d$  decreases, reflecting the strong electron correlations characteristics of the Kondo regime. Correspondingly, the renormalization factor  $z$  becomes significantly small in this regime. This factor  $z$  also determines the width of renormalized level width,  $\tilde{\Delta} = z\Delta$ , and the characteristic energy scale, defined in Eq. (4.2), as  $T^*/(\pi\Delta) = z/(4\sin^2\delta)$ .

Figure 2 shows the results of renormalized impurity level  $\tilde{\epsilon}_d = \tilde{\Delta} \cot \delta$  defined in Eq. (A5). In the Kondo regime  $\epsilon_d \ll -\Delta$ , it approaches the Fermi level,  $\tilde{\epsilon}_d \rightarrow 0$  keeping the ratio  $\tilde{\epsilon}_d/\tilde{\Delta} \rightarrow \cot \pi/N$  as a constant (e.g., 1 for  $N = 4$  while 0 for  $N = 2$ ). In the opposite limit,  $\epsilon_d \gg \Delta$ , the renormalized level  $\tilde{\epsilon}_d$  asymptotically approaches the noninteracting position as the occupation number  $N_d$  decreases.

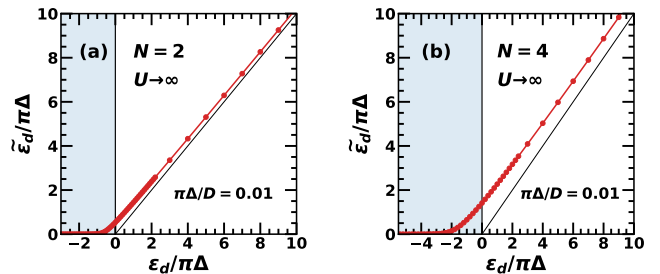


FIG. 2. The renormalized impurity level  $\tilde{\epsilon}_d$ , defined in Eq. (A5), is plotted over a wide range of  $\epsilon_d$  in the  $U \rightarrow \infty$  limit with  $\pi\Delta/D = 0.01$ : (a)  $N = 2$  and (b)  $N = 4$ . The thin straight line represents the position of bare impurity level  $\epsilon_d/(\pi\Delta)$ .

### B. $\epsilon_d$ dependence of three-body correlations

NRG results for the dimensionless three-body correlation functions  $\Theta_I$ ,  $-\tilde{\Theta}_{II}$ , and  $\tilde{\Theta}_{III}$  are plotted in Fig. 3. Among these three components, the last one,  $\tilde{\Theta}_{III}$ , which is absent for  $N = 2$  by definition, contributes to the next-to-leading order transport coefficients of multilevel impurities with  $N \geq 3$ .

In the limit  $\epsilon_d \rightarrow \infty$ , the intra-level component  $\Theta_I$  approaches the noninteracting value, while the other two components vanish as the impurity level becomes nearly empty,  $N_d \rightarrow 0$ :

$$\Theta_I \xrightarrow{\epsilon_d \rightarrow \infty} -2, \quad \tilde{\Theta}_{II} \xrightarrow{\epsilon_d \rightarrow \infty} 0, \quad \tilde{\Theta}_{III} \xrightarrow{\epsilon_d \rightarrow \infty} 0. \quad (5.1)$$

Figure 3 clearly shows that, in the Kondo regime  $\epsilon_d \rightarrow -\infty$ , all three components of the three-body correlation function converge to the same value for  $N \geq 3$ :

$$\lim_{\epsilon_d \rightarrow -\infty} \Theta_I = - \lim_{\epsilon_d \rightarrow -\infty} \tilde{\Theta}_{II} = \lim_{\epsilon_d \rightarrow -\infty} \tilde{\Theta}_{III} \equiv \Theta_{\text{Kond}}^{1/N}. \quad (5.2)$$

This occurs because the contributions of  $\chi_B^{[3]}$ , which appear in Eqs. (4.8)–(4.10), dominate three-body correlations, while the other two terms,  $\partial\chi_{\sigma\sigma}/\partial\epsilon_d$  and  $\partial\chi_{\sigma\sigma'}/\partial\epsilon_d$ , are suppressed in the Kondo regime [58]. The value  $\Theta_{\text{Kond}}^{1/N}$  of the three-body correlation in this limit can be compared with the one derived from the Bethe ansatz solution for the  $SU(N)$  Kondo model by Mora *et al.* [44, 45] (see Appendix C). For  $N = 4$ , our NRG result closely agrees with the value  $\Theta_{\text{Kond}}^{1/4} = -1.11$ . Note that, for  $N = 2$ , the three-body correlations vanish in  $SU(2)$  Kondo regime due to electron-hole symmetry.

## VI. NONLINEAR CURRENT THROUGH $U \rightarrow \infty$ QUANTUM DOTS

In this section, we examine the low-energy behavior of the differential conductance  $dI/dV$  through  $SU(N)$  quantum dots. The exact low-energy asymptotic form

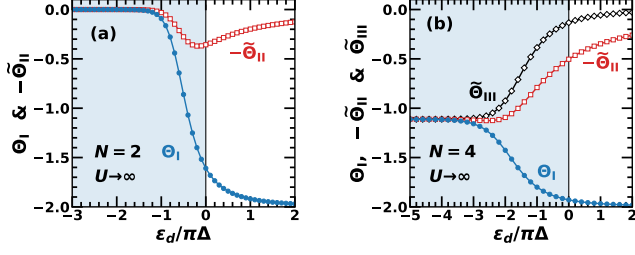


FIG. 3. Dimensionless three-body correlation functions  $\Theta_I$ ,  $-\tilde{\Theta}_{II}$  and  $\tilde{\Theta}_{III}$ , defined in Eqs. (4.4) and (4.5), are plotted as functions of  $\epsilon_d$  in the  $U \rightarrow \infty$  limit with  $\pi\Delta/D = 0.01$ : (a)  $N = 2$  and (b)  $N = 4$ .

of the nonlinear current  $I$  has recently been derived up to terms of order  $(eV)^3$  at  $T = 0$ , taking into account the tunneling and bias asymmetries [57],

$$\frac{dI}{dV} = \frac{Ne^2}{h} (1 - \gamma_{\text{dif}}^2) \times \left[ \sin^2 \delta + C_V^{(2)} \frac{eV}{T^*} - C_V^{(3)} \left( \frac{eV}{T^*} \right)^2 + \dots \right]. \quad (6.1)$$

The coefficient  $C_V^{(2)}$  for the order  $eV$  term of  $dI/dV$  is determined by the static susceptibilities [34, 35]:

$$C_V^{(2)} = \frac{\pi}{4} \left[ \alpha_{\text{dif}} (1 - \tilde{K}) - \gamma_{\text{dif}} \tilde{K} \right] \sin 2\delta. \quad (6.2)$$

This coefficient  $C_V^{(2)}$  linearly depends on the tunneling and bias asymmetries, i.e.,  $\gamma_{\text{dif}}$  and  $\alpha_{\text{dif}}$ . Therefore, it vanishes,  $C_V^{(2)} = 0$ , when both of these asymmetries are absent, specifically for  $\alpha_{\text{dif}} = \gamma_{\text{dif}} = 0$ . The magnitude of  $C_V^{(2)}$  also depends on the rescaled Wilson ratio  $\tilde{K}$  and  $\sin 2\delta$ , which arises through the derivative of the spectral function  $\rho'_{d\sigma} = \sin 2\delta / (4T^*\Delta)$  defined in Eq. (A10). Equation (6.2) reveals that effects of bias asymmetry  $\alpha_{\text{dif}}$  vanish in the limit of  $\tilde{K} \rightarrow 1$ , where the charge fluctuations are suppressed due to strong electron correlations.

The order  $(eV)^2$  term of  $dI/dV$  depends on the three-body correlation functions:

$$C_V^{(3)} = \frac{\pi^2}{64} (W_V + \Theta_V), \quad (6.3)$$

$$W_V \equiv -\cos 2\delta \left[ 1 + 3\alpha_{\text{dif}}^2 - 6(\alpha_{\text{dif}}^2 + \alpha_{\text{dif}}\gamma_{\text{dif}})\tilde{K} + \left\{ \frac{5}{N-1} + 3\alpha_{\text{dif}}^2 + 6\alpha_{\text{dif}}\gamma_{\text{dif}} + \frac{3(N-2)}{N-1}\gamma_{\text{dif}}^2 \right\} \tilde{K}^2 \right], \quad (6.4)$$

$$\Theta_V \equiv \left( 1 + 3\alpha_{\text{dif}}^2 \right) \Theta_I + 3 \left( 1 + 3\alpha_{\text{dif}}^2 + 4\alpha_{\text{dif}}\gamma_{\text{dif}} \right) \tilde{\Theta}_{II} + 6 \left( \alpha_{\text{dif}}^2 + 2\alpha_{\text{dif}}\gamma_{\text{dif}} + \gamma_{\text{dif}}^2 \right) \tilde{\Theta}_{III}. \quad (6.5)$$

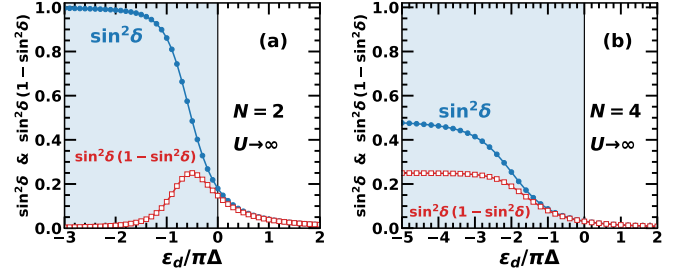


FIG. 4. Linear conductance  $\sin^2 \delta$  and noise  $\sin^2 \delta (1 - \sin^2 \delta)$  are plotted as functions of  $\epsilon_d$  in the  $U \rightarrow \infty$  limit with  $\pi\Delta/D = 0.01$ : (a)  $N = 2$  and (b)  $N = 4$ .

The coefficient  $C_V^{(3)}$  also depends on the tunneling and bias asymmetries through the quadratic terms,  $\alpha_{\text{dif}}^2$ ,  $\alpha_{\text{dif}}\gamma_{\text{dif}}$ , and  $\gamma_{\text{dif}}^2$  [57].

When both the chemical potentials and tunnel couplings are inverted such that  $(\alpha_{\text{dif}}, \gamma_{\text{dif}}) \rightarrow (-\alpha_{\text{dif}}, -\gamma_{\text{dif}})$ , the coefficients  $C_V^{(2)}$  and  $C_V^{(3)}$  exhibit odd and even responses, respectively; that is,  $C_V^{(2)} \rightarrow -C_V^{(2)}$  and  $C_V^{(3)} \rightarrow C_V^{(3)}$ .

#### A. NRG results for $\sin^2 \delta$ and $C_V^{(2)}$ for $U \rightarrow \infty$

NRG results for  $\sin^2 \delta$ , which determines the linear conductance  $dI/dV|_{V=0}$  through the  $U \rightarrow \infty$  Anderson impurity, are plotted in Fig. 4 for (a)  $N = 2$  and (b)  $N = 4$ . In this strong interaction limit, the phase shift varies within the range  $0 < \delta < \pi/N$  as the occupation number varies in the range  $0 < N_d < 1$ . Therefore, in the Kondo limit  $\epsilon_d \rightarrow -\infty$ , the linear conductance reaches the value  $\sin^2(\pi/N)$ , which equals 1 for SU(2) and 1/2 for SU(4).

The order  $eV$  term of  $dI/dV$ , described in Eq. (6.1), emerges when tunneling asymmetry  $\gamma_{\text{dif}}$ , bias asymmetry  $\alpha_{\text{dif}}$ , or both are present. The dependence of the coefficient  $C_V^{(2)}$  on these asymmetries arises through the bias window, i.e.,  $f_L - f_R$  in Eq. (2.11), and is determined by the spectral function  $A^{(1)}(\omega)$ , which is exact up to linear order terms in  $\omega$  and  $eV$ ,

$$\pi\Delta A^{(1)}(\omega) \equiv \frac{\tilde{\Delta}^2}{(\omega - \tilde{\epsilon}_d^{(1)})^2 + \tilde{\Delta}^2}, \quad (6.6)$$

$$\tilde{\epsilon}_d^{(1)} \equiv \tilde{\epsilon}_d + \frac{\alpha_{\text{dif}} + \gamma_{\text{dif}}}{2} \tilde{K} eV. \quad (6.7)$$

Here,  $\tilde{\epsilon}_d^{(1)}$  is the renormalized impurity level calculated up to terms of order  $eV$ , and  $\tilde{\epsilon}_d = \tilde{\Delta} \cot \delta$ , with being  $\tilde{\Delta}$  the renormalized level width defined in Appendix A.

The coefficient  $C_V^{(2)}$  vanishes in the limit  $\epsilon_d \rightarrow +\infty$ , where  $\delta \rightarrow 0$ :

$$C_V^{(2)} \xrightarrow{\epsilon_d \rightarrow +\infty} 0. \quad (6.8)$$

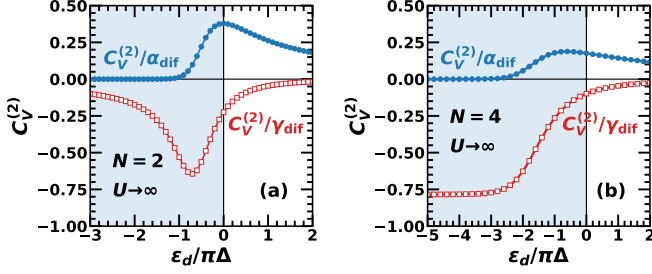


FIG. 5. Coefficient for the  $V^2$ -nonlinear current, defined in Eq. (6.2), plotted as a function of  $\epsilon_d$ , for (a)  $N = 2$  and (b)  $N = 4$ . The results are scaled such that  $C_V^{(2)}/\gamma_{\text{dif}}$  corresponds to the case with symmetric bias voltages ( $\alpha_{\text{dif}} = 0$ ), and  $C_V^{(2)}/\alpha_{\text{dif}}$  corresponds to the case with symmetric tunnel couplings ( $\gamma_{\text{dif}} = 0$ ).

In the opposite limit  $\epsilon_d \rightarrow -\infty$ , the FL parameters approach  $\delta \rightarrow \pi/N$  and  $\tilde{K} \rightarrow 1$ . Thus,  $C_V^{(2)}$  approaches

$$C_V^{(2)} \xrightarrow{\epsilon_d \rightarrow -\infty} -\frac{\pi}{4} \gamma_{\text{dif}} \sin \frac{2\pi}{N}, \quad (6.9)$$

which results in 0 for SU(2) and  $-(\pi/4)\gamma_{\text{dif}}$  for SU(4). In this limit,  $C_V^{(2)}$  becomes independent of the bias asymmetry  $\alpha_{\text{dif}}$  as charge fluctuations are suppressed by the strong electron correlation.

Figure 5 presents the NRG results for  $C_V^{(2)}$  in two different cases. The first case involves the rescaled coefficient  $C_V^{(2)}/\gamma_{\text{dif}}$ , obtained under symmetric bias voltages ( $\alpha_{\text{dif}} = 0$ ), with finite tunneling asymmetries ( $\gamma_{\text{dif}} \neq 0$ ). The second case involves  $C_V^{(2)}/\alpha_{\text{dif}}$ , obtained under symmetric tunnel couplings ( $\gamma_{\text{dif}} = 0$ ) with finite bias asymmetries ( $\alpha_{\text{dif}} \neq 0$ ). Note that the coefficient  $C_V^{(2)}$  is proportional to the factor  $\sin 2\delta$  that exhibits a maximum at  $\delta = \pi/4$ . This maximum occurs in the valence fluctuation region for  $N = 2$ , while it occurs in the Kondo regime for  $N = 4$ .

For SU(2) quantum dots, the peak of  $C_V^{(2)}/\alpha_{\text{dif}}$  and the dip of  $C_V^{(2)}/\gamma_{\text{dif}}$  appearing in Fig. 5 (a) are mainly caused by the maximum of  $\sin 2\delta$  that occurs in the valence fluctuation region. In contrast, for SU(4) quantum dots, both  $\tilde{K}$  and  $\sin 2\delta$  increase as  $\epsilon_d$  decreases. Consequently, the magnitude  $|C_V^{(2)}/\gamma_{\text{dif}}|$  for the bias symmetric case increases as  $\epsilon_d$  decreases from the valence fluctuation region toward the 1/4-filling Kondo regime. The peak that emerges for  $C_V^{(2)}/\alpha_{\text{dif}}$  in the valence fluctuation region for  $N = 4$  is due to the behavior of the factor  $1 - \tilde{K}$ , which decreases as  $\epsilon_d$  decreases.

### B. $C_V^{(3)}$ : order $(eV)^2$ term of $dI/dV$

In this subsection, we discuss the properties of  $C_V^{(3)}$  defined in Eq. (6.3), as the coefficient for the order  $(eV)^2$

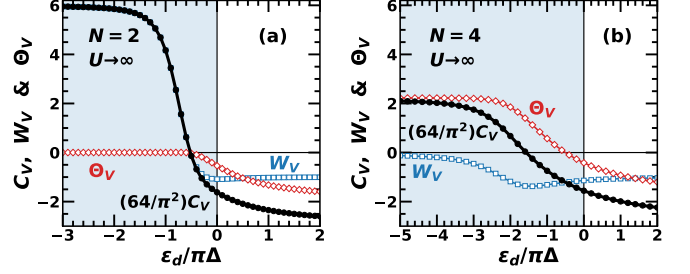


FIG. 6. Coefficients  $C_V^{(3)}$ ,  $W_V$ , and  $\Theta_V$  for the  $V^3$ -nonlinear current, defined in Eq. (6.3), plotted as functions of  $\epsilon_d$  for a symmetric junction ( $\gamma_{\text{dif}} = \alpha_{\text{dif}} = 0$ ): (a)  $N = 2$  and (b)  $N = 4$ .

term of  $dI/dV$ .

In the limit  $\epsilon_d \rightarrow +\infty$ , the two-body part  $W_V$  and the three-body part  $\Theta_V$  approach their noninteracting values, which take the following forms:

$$W_V \xrightarrow{\epsilon_d \rightarrow +\infty} -(1 + 3\alpha_{\text{dif}}^2), \quad (6.10)$$

$$\Theta_V \xrightarrow{\epsilon_d \rightarrow +\infty} -2(1 + 3\alpha_{\text{dif}}^2). \quad (6.11)$$

In the opposite limit  $\epsilon_d \rightarrow -\infty$ , the phase shift and the rescaled Wilson ratio approach  $\delta \rightarrow \pi/N$  and  $\tilde{K} \rightarrow 1$ , respectively, and the three-body correlation functions converge to the same value  $\Theta_{\text{I}} = -\tilde{\Theta}_{\text{II}} = \tilde{\Theta}_{\text{III}} \rightarrow \Theta_{\text{Kond}}^{1/N}$ , as described in Eq. (5.2). Consequently,  $C_V^{(3)}$  becomes independent of the bias asymmetry  $\alpha_{\text{dif}}$  in the Kondo regime, and in the 1/ $N$ -filling case it takes the following form:

$$W_V \xrightarrow{\epsilon_d \rightarrow -\infty} -\left[1 + \frac{5}{N-1} + \frac{3(N-2)}{N-1} \gamma_{\text{dif}}^2\right] \cos \frac{2\pi}{N}, \quad (6.12)$$

$$\Theta_V \xrightarrow{\epsilon_d \rightarrow -\infty} -2(1 - 3\gamma_{\text{dif}}^2) \Theta_{\text{Kond}}^{1/N}. \quad (6.13)$$

Here,  $\Theta_{\text{Kond}}^{1/2} = 0$  for  $N = 2$  due to the electron-hole symmetry, and  $\Theta_{\text{Kond}}^{1/4} = -1.11$  for  $N = 4$ . The two-body part  $W_V$  depends on the factor  $-\cos(2\pi/N)$ , which reaches a maximum for  $N = 2$  but vanishes for  $N = 4$ . Consequently, the three-body correlation  $\Theta_V$  dominates in the 1/4-filling Kondo regime of SU(4) quantum dots, whereas in the SU(2) Kondo limit,  $C_V^{(3)}$  is determined solely by the two-body correlation  $W_V$ .

The NRG results for  $C_V^{(3)}$ ,  $W_V$ , and  $\Theta_V$  for symmetric junctions,  $\alpha_{\text{dif}} = 0$  and  $\gamma_{\text{dif}} = 0$ , are plotted vs  $\epsilon_d$  in Fig. 6. For SU(2) quantum dots,  $W_V$  becomes the dominant term and approaches  $W_V \rightarrow 6$  in the 1/2-filling Kondo regime  $\epsilon_d \rightarrow -\infty$ , where  $\Theta_V$  vanishes due to electron-hole symmetry. Outside the Kondo regime, however,  $W_V$  and  $\Theta_V$  become comparable in the valence fluctuation region,  $\epsilon_d/\pi\Delta \gtrsim -0.5$ . In contrast, for SU(4) quantum dots, the three-body contribution dominates  $C_V$  in the 1/4-filling Kondo regime, where it reaches the value  $C_V \rightarrow$



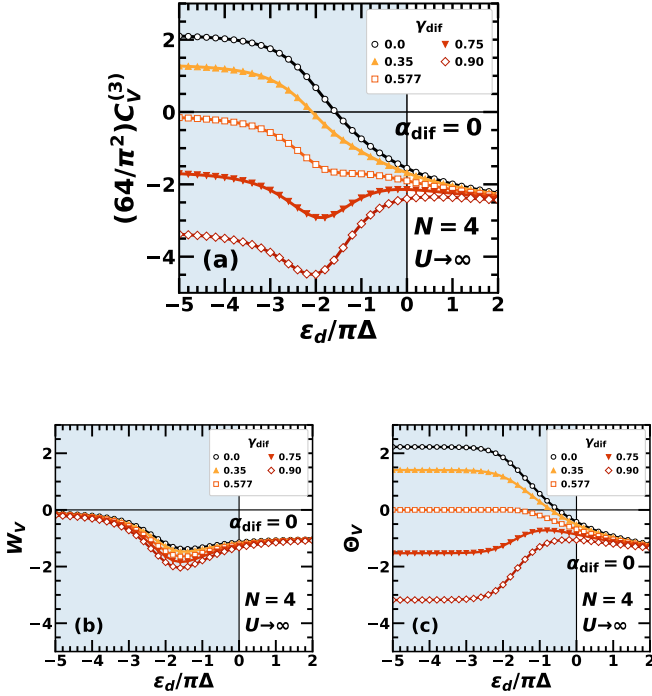


FIG. 7.  $C_V^{(3)}$ ,  $W_V$ , and  $\Theta_V$  for SU(4) QDs are plotted vs  $\epsilon_d$ , with varying tunneling asymmetry  $\gamma_{\text{dif}} = 0(\circ)$ ,  $0.35(\blacktriangle)$ ,  $1/\sqrt{3}(\square)$ ,  $0.75(\blacktriangledown)$ , and  $0.9(\diamond)$ , while keeping the bias voltage symmetric ( $\alpha_{\text{dif}} = 0$ ).

$-2\Theta_{\text{Kond}}^{1/4} = 2.22\dots$ . In the valence fluctuation region,  $\epsilon_d/\pi\Delta \gtrsim -3$ , both the two-body  $W_V$  and three-body  $\Theta_V$  parts give contribute comparably to  $C_V$ .

### 1. $C_V^{(3)}$ in bias symmetric case: $\alpha_{\text{dif}} = 0$

We now consider the behavior of  $C_V^{(3)}$  in the bias-symmetric case  $\alpha_{\text{dif}} = 0$ , where the tunneling asymmetry affects  $W_V$  and  $\Theta_V$  through the order  $\gamma_{\text{dif}}^2$  terms that appears in Eqs. (6.4) and (6.5). The NRG results for  $C_V^{(3)}$  of SU(4) quantum dots at  $\alpha_{\text{dif}} = 0$  are plotted against  $\epsilon_d$  in Fig. 7, for several values of  $\gamma_{\text{dif}}$  values. The coefficient  $C_V^{(3)}$  depends significantly on  $\gamma_{\text{dif}}^2$  in both the valence fluctuation and Kondo regimes, where  $\epsilon_d/(\pi\Delta) \lesssim 0$ . In particular, the two-body part  $W_V$  vanishes in the 1/4-filling SU(4) Kondo regime, where  $\delta = \pi/4$  [see Fig. 7(b)]. Thus, the plateau structure of  $C_V^{(3)}$  in the Kondo regime is determined solely by the three-body part  $\Theta_V$ , as shown in Fig. 7(c). The plateau height of  $\Theta_V$  decreases as the tunneling asymmetry  $\gamma_{\text{dif}}$  increases from 0 and changes sign at  $\gamma_{\text{dif}}^2 = 1/3$ . In the valence fluctuation regime,  $C_V^{(3)}$  exhibits a local minimum for large tunneling asymmetries, primarily due to the two-body part  $W_V$ . Note that  $C_V^{(3)}$  for SU(2) quantum dots is unaffected by tunneling asymmetry in the bias symmetric case  $\alpha_{\text{dif}} = 0$ , as

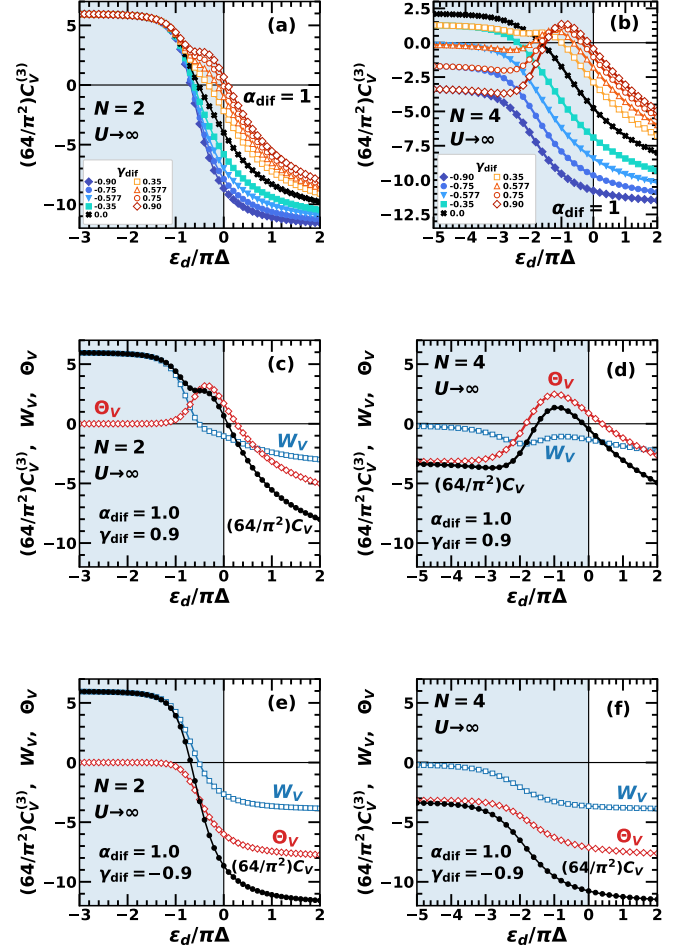


FIG. 8. Behavior of  $C_V^{(3)}$  at large bias asymmetry  $\alpha_{\text{dif}} = 1$  is described as a function of  $\epsilon_d$  for (left panel)  $N = 2$  and (right panel)  $N = 4$ . Top panels: Tunneling asymmetry is varied as  $\gamma_{\text{dif}} = -0.9(\blacklozenge)$ ,  $-0.75(\bullet)$ ,  $-1/\sqrt{3}(\blacktriangledown)$ ,  $-0.35(\blacksquare)$ ,  $0(\times)$ ,  $0.35(\square)$ ,  $1/\sqrt{3}(\triangle)$ ,  $0.75(\circ)$ , and  $0.9(\diamond)$ . In addition, two-body part  $W_V$  and three-body part  $\Theta_V$  are plotted together with  $C_V^{(3)}$  for two large opposite tunneling asymmetries: (middle panels)  $\gamma_{\text{dif}} = 0.9$ , and (bottom panels)  $\gamma_{\text{dif}} = -0.9$ .

the  $\gamma_{\text{dif}}^2$  term vanishes for  $N = 2$ . Therefore, the curves shown in Fig. 6 (a) for  $N = 2$  remain unchanged in this case, even at finite  $\gamma_{\text{dif}}$ .

### 2. $C_V^{(3)}$ under large bias asymmetry: $\alpha_{\text{dif}} = 1$

Bias and tunneling asymmetries affect the coefficient  $C_V^{(3)}$  through the quadratic terms  $\alpha_{\text{dif}}^2$ ,  $\alpha_{\text{dif}}\gamma_{\text{dif}}$ , and  $\gamma_{\text{dif}}^2$ , which appear in Eqs. (6.4) and (6.5). In order to clarify the effects due to bias asymmetry, we set the bias parameter to be  $\alpha_{\text{dif}} = 1$ , representing the situation where one of the two leads is grounded, i.e.,  $\mu_R = 0$  and  $\mu_L = eV$ . In this case, the cross term  $\alpha_{\text{dif}}\gamma_{\text{dif}}$  changes sign depending on whether  $\gamma_{\text{dif}}$  is positive or negative.



NRG results for  $C_V^{(3)}$  are plotted versus  $\epsilon_d$  for several values of  $\gamma_{\text{dif}}$  in Fig. 8(a) and 8(b) for  $N = 2$  and  $N = 4$ , respectively. The plateau structure of  $C_V^{(3)}$  in the Kondo regime,  $\epsilon_d \rightarrow -\infty$ , is determined by Eqs. (6.12) and (6.13); therefore the plateau height does not depend on the bias asymmetry  $\alpha_{\text{dif}}$ . For  $N = 4$ , the plateau value of  $C_V^{(3)}$  decreases as the tunneling asymmetry  $\gamma_{\text{dif}}$  increases, as shown in Fig. 8(b). In the valence fluctuation regime, contributions from the cross term  $\text{dif} \gamma_{\text{dif}}$  become significant. In particular,  $C_V^{(3)}$  exhibits a peak near  $\epsilon_d/(\pi\Delta) \simeq -1$  for large positive  $\gamma_{\text{dif}}$ , where  $\alpha_{\text{dif}}\gamma_{\text{dif}} > 0$ , and the bias and tunneling asymmetries cooperatively enhance charge transfer from one of the electrodes (the left lead in this case). The peak emerges more prominently for SU(4) quantum dots than for SU(2). The two-body  $W_V$  part and three-body part  $\Theta_V$  for a large positive cross term ( $\alpha_{\text{dif}} = 1.0$  and  $\gamma_{\text{dif}} = 0.9$ ) are plotted in Figs. 8(c) and 8(d). The results clearly show that the peak structure of  $C_V^{(3)}$  is caused by three-body contributions  $\Theta_V$ . In contrast, for a negative cross term  $\alpha_{\text{dif}}\gamma_{\text{dif}} < 0$ , neither  $W_V$  nor  $\Theta_V$ , exhibits a peak in the valence fluctuation regime, and thus  $C_V^{(3)}$  exhibits monotonous  $\epsilon_d$  dependence, as shown in Figs. 8(e) and 8(f) for  $\alpha_{\text{dif}} = 0$  and  $\gamma_{\text{dif}} = -0.9$ .

## VII. NONLINEAR NOISE OF CURRENT THROUGH $U \rightarrow \infty$ QUANTUM DOTS

We next consider the low-bias behavior of the current noise  $S_{\text{noise}}^{\text{QD}}$  for symmetric junctions,  $\gamma_{\text{dif}} = \alpha_{\text{dif}} = 0$ , in the SU( $N$ ) case. The current-current correlation function defined in Eq. (2.17) can be expanded up to terms of order  $|eV|^3$  at  $T = 0$ , as

$$S_{\text{noise}}^{\text{QD}} = \frac{2Ne^2|eV|}{h} \left[ \sin^2 \delta (1 - \sin^2 \delta) + C_S \left( \frac{eV}{T^*} \right)^2 + \dots \right]. \quad (7.1)$$

The first term in the bracket corresponds to the order  $|eV|$  shot noise, which can also be expressed in the form  $\sin^2 \delta (1 - \sin^2 \delta) = (1 - \cos 4\delta)/8$ . Note that this term is maximized at the 1/4-filling point, where  $\delta = \pi/4$ , and the phase shift  $\delta$  varies in the range  $0 < \delta < \pi/N$  in the strong interaction limit  $U \rightarrow \infty$ . The  $\epsilon_d$  dependence of this linear noise in this case is shown in Fig. 4 for (a)  $N = 2$  and (b)  $N = 4$ . For SU(2) quantum dots, the linear noise exhibits a sharp peak at 1/4 filling, which occurs in the valence fluctuation regime where the electron correlation is not significant. In contrast, for SU(4), the maximum of linear noise emerges in the 1/4-filling Kondo regime as a wide plateau.

The coefficient  $C_S$  for the order  $|eV|^3$  term can be divided into the two-body part  $W_S$  and the three-body part

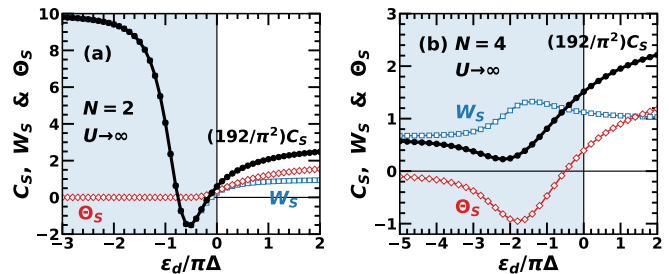


FIG. 9. Coefficients  $C_S$ ,  $W_S$ , and  $\Theta_S$  for the nonlinear noise plotted as functions of  $\epsilon_d$ , for (a)  $N = 2$ , and (b)  $N = 4$ .

$\Theta_S$  [55, 58]:

$$C_S = \frac{\pi^2}{192} (W_S + \Theta_S), \quad (7.2)$$

$$W_S \equiv \cos 4\delta + \left[ 4 + 5 \cos 4\delta + \frac{3}{2}(1 - \cos 4\delta)(N - 2) \right] \frac{\tilde{K}^2}{N - 1}, \quad (7.3)$$

$$\Theta_S \equiv -\Theta_V \cos 2\delta = -\frac{\sin 4\delta}{4\pi\chi_{\sigma\sigma}^2} \left( \chi_{\sigma\sigma\sigma}^{[3]} + 3\tilde{\chi}_{\sigma\sigma'\sigma'}^{[3]} \right). \quad (7.4)$$

Note that  $\Theta_S$  exhibits a  $\sin 4\delta$  dependence because  $\Theta_V$ , defined by Eqs. (4.4) and (6.5), has an extra factor of  $\sin 2\delta$ .

These two parts,  $W_S$  and  $\Theta_S$ , approach their noninteracting values in the limit of  $\epsilon_d \rightarrow +\infty$ :

$$W_S \xrightarrow{\epsilon_d \rightarrow +\infty} 1, \quad \Theta_S \xrightarrow{\epsilon_d \rightarrow +\infty} 2. \quad (7.5)$$

In contrast, in the  $1/N$ -filling Kondo limit  $\epsilon_d \rightarrow -\infty$ , the Wilson ratio and three-body correlation functions take the strong coupling values:  $\tilde{K} \rightarrow 1$  and  $\Theta_{\text{I}} + \tilde{\Theta}_{\text{II}} \rightarrow 0$ , and thus

$$W_S \xrightarrow{\epsilon_d \rightarrow -\infty} \frac{1}{2} \left( 3 + \frac{5}{N-1} \right) + \frac{1}{2} \left( \frac{13}{N-1} - 1 \right) \cos \frac{4\pi}{N}, \quad (7.6)$$

$$\Theta_S \xrightarrow{\epsilon_d \rightarrow -\infty} 2\Theta_{\text{Kond}}^{1/N} \cos \frac{2\pi}{N}. \quad (7.7)$$

Here,  $\Theta_{\text{Kond}}^{1/2} = 0$  for  $N = 2$  and  $\Theta_{\text{Kond}}^{1/4} = -1.11$  for  $N = 4$  (see Appendix C).

NRG results for  $C_S$ ,  $W_S$ , and  $\Theta_S$  are plotted as functions of  $\epsilon_d$  in Fig. 9. For SU(2) quantum dots,  $C_S$  exhibits the plateau structure in the Kondo regime, which in this case is determined by the two-body contributions  $W_S$  since  $\Theta_S$  vanishes due to the electron-hole symmetry. The coefficient  $C_S$  for  $N = 2$  also exhibits a dip with a negative value at  $\epsilon_d/\pi\Delta \simeq -0.5$  in the valence fluctuation regime. The structure of this dip is determined by the oscillatory  $\cos 4\delta$  term in the two-body part,  $W_S \xrightarrow{N=2} 4\tilde{K}^2 + (1 + 5\tilde{K}^2) \cos 4\delta$ , which reaches a minimum near  $\delta \simeq \pi/4$ . As  $\epsilon_d$  rises above the Fermi

level, i.e., for  $\epsilon_d/\pi\Delta \gtrsim 0$ , both  $W_S$  and  $\Theta_S$  contribute comparably.

In the 1/4-filling Kondo regime for SU(4) quantum dots, three-body contribution  $\Theta_S$  vanishes since  $\cos 2\delta \xrightarrow{\delta \rightarrow \pi/4} 0$ , although the correlation function  $\Theta_{\text{Kond}}^{1/4}$  itself is finite [see Eq. (7.7)], which is one of the characteristics of the 1/4-filling Kondo state. Thus, the Kondo plateau for  $C_S$ , which emerges in Fig. 9(b) for  $\epsilon_d/(\pi\Delta) \lesssim 3.5$ , is determined by the two-body contribution  $W_S$  through Eq. (7.6). Note that for  $U$ -finite quantum dots with  $N > 4$  levels, the Kondo effects occur at a number of integer-filling points where the phase shift takes the values of  $\delta/\pi = 1/N, 2/N, \dots, (N-1)/N$ . Hence, the three-body part  $\Theta_S$  contributes to the non-linear current noise for most of the SU( $N$ ) Kondo states, except for those at 1/2- and 1/4-fillings [44, 58].

The results shown in Fig. 9(b) also reveal that the coefficient  $C_S$  for infinite- $U$  SU(4) quantum dots is positive throughout the entire range of  $\epsilon_d$ . In particular,  $C_S$  remains positive at the local minimum that emerges in the valence fluctuation regime. Note that the minimum of  $C_S$  for finite  $U$  reaches a negative value for small interactions, as demonstrated in Ref. 58. The structure of this minimum is determined by comparable contributions from the two-body and three-body parts. As a result, the peak that appears in the two-body part near  $\delta \simeq \pi/8$ , due to the balance between the first term and the second  $\cos 4\delta$  term in

$$W_S \xrightarrow{N=4} \frac{1}{3} \left[ 7\tilde{K}^2 + (3 + 2\tilde{K}^2) \cos 4\delta \right], \quad (7.8)$$

becomes dominant, making the next leading order term of current noise positive  $C_S > 0$ .

### VIII. THERMOELECTRIC TRANSPORT THROUGH $U \rightarrow \infty$ QUANTUM DOTS

Thermoelectric transport coefficients  $\mathcal{L}_{n,\sigma}^{\text{QD}}$  for quantum dots, defined in Eq. (3.4), can be calculated using the low-energy asymptotic form of  $A_\sigma(\omega)$  that was obtained exactly up to terms of order  $\omega^2$  and  $T^2$ , with the self-energy  $\Sigma_\sigma^r(\omega)$  described in Appendix A [57, 58]. Specifically,  $\mathcal{L}_{0,\sigma}^{\text{QD}}$  and  $\mathcal{L}_{2,\sigma}^{\text{QD}}$  can be determined up to the first two terms of the expansion with respect to  $T$ , using Eqs. (A24) and (A25). In contrast, solely the lowest-order term can be determined for  $\mathcal{L}_{1,\sigma}^{\text{QD}}$ , which gives the leading-order term of the thermopower  $\mathcal{S}_{\text{QD}}$ :

$$\mathcal{S}_{\text{QD}} = -\frac{\pi^2}{3|e|} \frac{\sum_\sigma \rho'_{d\sigma}}{\sum_\sigma \rho_{d\sigma}} T + \dots \xrightarrow{\text{SU}(N)} -\frac{\pi^3 \cot \delta}{6|e|} \frac{T}{T^*} + \dots \quad (8.1)$$

In this section, we discuss the behavior of the next-to-leading order terms of the linear conductance  $g$  and the thermal conductance  $\kappa_{\text{QD}}$  through the SU( $N$ ) Anderson impurity in the  $U \rightarrow \infty$  limit.

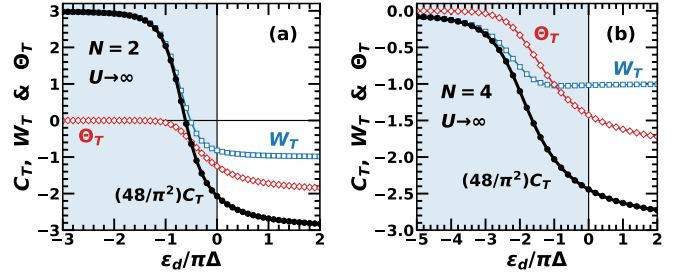


FIG. 10. Coefficients  $C_T$ ,  $W_T$ , and  $\Theta_T$  for the  $T^2$ -conductance of QDs plotted as functions of  $\epsilon_d$ : (a)  $N = 2$ , and (b)  $N = 4$ .

#### A. $C_T$ : order $T^2$ term of $g$

The linear conductance defined in Eq. (3.1) can be expanded at low temperatures as follows:

$$g = \frac{Ne^2}{h} \left[ \sin^2 \delta - C_T \left( \frac{\pi T}{T^*} \right)^2 + \dots \right]. \quad (8.2)$$

The coefficient  $C_T$  for the  $T^2$  term can be divided into two-body part  $W_T$  and three-body part  $\Theta_T$  [58]:

$$C_T = \frac{\pi^2}{48} (W_T + \Theta_T), \quad (8.3)$$

$$W_T \equiv - \left( 1 + \frac{2\tilde{K}^2}{N-1} \right) \cos 2\delta, \quad (8.4)$$

$$\Theta_T \equiv \Theta_{\text{I}} + \tilde{\Theta}_{\text{II}} = \frac{\sin 2\delta}{2\pi} (4T^*)^2 \frac{\partial \chi_{\sigma\sigma}}{\partial \epsilon_d}. \quad (8.5)$$

In the limit of  $\epsilon_d \rightarrow +\infty$ , the Fermi liquid parameters approach the values  $\delta \rightarrow 0$ ,  $\tilde{K} \rightarrow 0$ ,  $\Theta_{\text{I}} \rightarrow -2$ , and  $\tilde{\Theta}_{\text{II}} \rightarrow 0$ . Thus,

$$W_T \xrightarrow{\epsilon_d \rightarrow +\infty} -1, \quad \Theta_T \xrightarrow{\epsilon_d \rightarrow +\infty} -2. \quad (8.6)$$

In contrast, in the  $1/N$ -filling Kondo regime,  $\epsilon_d \rightarrow -\infty$ , the parameters approach the values  $\delta \rightarrow \pi/N$ ,  $\tilde{K} \rightarrow 1$ ,  $\Theta_{\text{I}} + \tilde{\Theta}_{\text{II}} \rightarrow 0$ , so that

$$W_T \xrightarrow{\epsilon_d \rightarrow -\infty} - \left( 1 + \frac{2}{N-1} \right) \cos \frac{2\pi}{N}, \quad (8.7)$$

$$\Theta_T \xrightarrow{\epsilon_d \rightarrow -\infty} 0. \quad (8.8)$$

NRG results for  $C_T$ ,  $W_T$ , and  $\Theta_T$  are shown in Fig. 10. For SU(2) quantum dots, the plateau structure of  $C_T$  in the half-filled Kondo regime is determined by the two-body part  $W_T$ . Outside the plateau region, the three-body part  $\Theta_T$  becomes comparable to the two-body part  $W_T$  as  $\epsilon_d$  increases. The coefficient  $C_T$  changes sign in the middle of the valence fluctuation region and approaches the noninteracting value as  $\epsilon_d$  increases further.

The coefficient  $C_T$  for SU(4) quantum dots takes a negative value in the  $U \rightarrow \infty$  limit throughout the entire range of  $\epsilon_d$ . The value of  $C_T$  for  $\epsilon_d/(\pi\Delta) \lesssim -3$  is determined by the two-body part  $W_T$ , and it vanishes in the Kondo regime at  $\epsilon_d \rightarrow -\infty$  as the phase shift approaches  $\delta \rightarrow \pi/4$ . The three-body part  $\Theta_T$  for  $N = 4$  decays more rapidly than  $W_T$  as  $\epsilon_d \rightarrow -\infty$ , since the derivative of the diagonal susceptibility that appeared in the right-hand of Eq. (8.5) becomes very small,  $|\partial\chi_{\sigma\sigma}/\partial\epsilon_d| \ll 1/(4T^*)^2$ , due to strong electron correlations. This result can also be compared to the previous findings obtained at finite  $U$  [58], which revealed that  $\Theta_T$  is significantly suppressed not only in the quarter-filling Kondo regime but also over a much broader range of electron filling,  $1 \lesssim N_d \lesssim N - 1$  under strong interactions (e.g.,  $U/(\pi\Delta) \gtrsim 5$  for  $N = 4$ ).

### B. $C_\kappa^{\text{QD}}$ : order $T^3$ term of $\kappa_{\text{QD}}$

The low-temperature expansion of thermal conductance  $\kappa_{\text{QD}}$  through quantum dots, defined in Eq. (3.3), takes the following form in the SU( $N$ ) symmetric case:

$$\kappa_{\text{QD}} = \frac{N\pi^2 T}{3h} \left[ \sin^2 \delta - C_\kappa^{\text{QD}} \left( \frac{\pi T}{T^*} \right)^2 \dots \right]. \quad (8.9)$$

The leading-order terms of the thermal conductance  $\kappa_{\text{QD}}$  and electrical conductance  $g$  satisfy the Wiedemann-Franz law in the zero-temperature limit, yielding  $\kappa_{\text{QD}}/(Tg) \xrightarrow{T \rightarrow 0} \pi^2/(3e^2)$ . The coefficient  $C_\kappa^{\text{QD}}$  for the next-to-leading order term of the thermal conductance also consists of the two-body  $W_\kappa^{\text{QD}}$  and three-body  $\Theta_\kappa^{\text{QD}}$  parts:

$$C_\kappa^{\text{QD}} = \frac{7\pi^2}{80} (W_\kappa^{\text{QD}} + \Theta_\kappa^{\text{QD}}), \quad (8.10)$$

$$W_\kappa^{\text{QD}} \equiv \frac{1}{21} \left[ 10 - \left( 11 + \frac{18\tilde{K}^2}{N-1} \right) \cos 2\delta \right], \quad (8.11)$$

$$\Theta_\kappa^{\text{QD}} \equiv \Theta_{\text{I}} + \frac{5}{21} \tilde{\Theta}_{\text{II}}. \quad (8.12)$$

In the limit of  $\epsilon_d \rightarrow +\infty$ , where  $N_d \rightarrow 0$ , the FL parameters approach the values  $\delta \rightarrow 0$ ,  $\tilde{K} \rightarrow 0$ ,  $\Theta_{\text{I}} \rightarrow -2$ , and  $\tilde{\Theta}_{\text{II}} \rightarrow 0$ . Consequently, in this limit,  $\Theta_\kappa^{\text{QD}}$  dominates because  $W_\kappa^{\text{QD}}$  becomes very small:

$$W_\kappa^{\text{QD}} \xrightarrow{\epsilon_d \rightarrow +\infty} -\frac{1}{21}, \quad \Theta_\kappa^{\text{QD}} \xrightarrow{\epsilon_d \rightarrow +\infty} -2. \quad (8.13)$$

In the opposite limit  $\epsilon_d \rightarrow -\infty$ , the  $1/N$ -filling Kondo effect occurs and the FL parameters take the values  $\delta \rightarrow \pi/N$ ,  $\tilde{K} \rightarrow 1$ , and  $\Theta_{\text{I}} + \tilde{\Theta}_{\text{II}} \rightarrow 0$ . Thus, we have

$$W_\kappa^{\text{QD}} \xrightarrow{\epsilon_d \rightarrow -\infty} \frac{1}{21} \left[ 10 - \left( 11 + \frac{18}{N-1} \right) \cos \frac{2\pi}{N} \right], \quad (8.14)$$

$$\Theta_\kappa^{\text{QD}} \xrightarrow{\epsilon_d \rightarrow -\infty} \frac{16}{21} \Theta_{\text{Kond}}^{1/N}. \quad (8.15)$$

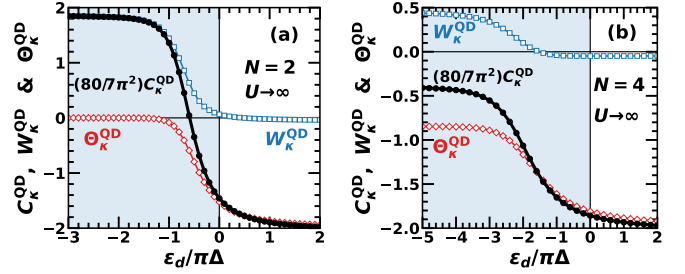


FIG. 11. Coefficients  $C_\kappa^{\text{QD}}$ ,  $W_\kappa^{\text{QD}}$ , and  $\Theta_\kappa^{\text{QD}}$  for the  $T^3$ -thermal conductance of QDs plotted as functions of  $\epsilon_d$ : (a)  $N = 2$ , and (b)  $N = 4$ .

Specifically, the dimensionless three-body correlation functions for  $N = 2$  and  $N = 4$  are given by  $\Theta_{\text{Kond}}^{1/2} = 0$  and  $\Theta_{\text{Kond}}^{1/4} = -1.11$ , respectively, as mentioned earlier.

NRG results for  $C_\kappa^{\text{QD}}$ ,  $W_\kappa^{\text{QD}}$ , and  $\Theta_\kappa^{\text{QD}}$  are plotted as functions of  $\epsilon_d$  in Fig. 11. For SU(2) quantum dots,  $C_\kappa^{\text{QD}}$  takes a positive value and exhibits a plateau structure in the half-filling Kondo regime  $\epsilon_d/(\pi\Delta) \lesssim -1$ , which is determined by the two-body part  $W_\kappa^{\text{QD}}$  since the three-body part  $\Theta_\kappa^{\text{QD}}$  vanishes due to the electron-hole symmetry. As  $\epsilon_d$  decreases, the coefficient  $C_\kappa^{\text{QD}}$  changes sign in the valence fluctuation regime, taking a negative value that is determined by the three-body part  $\Theta_\kappa^{\text{QD}}$ . In contrast, for SU(4) quantum dots, the three-body part  $\Theta_\kappa^{\text{QD}}$  dominates throughout the entire range of  $\epsilon_d$  in the  $U \rightarrow \infty$  limit, although the two-body part  $W_\kappa^{\text{QD}}$  also makes competitive contributions in the quarter-filling Kondo regime  $\epsilon_d/(\pi\Delta) \lesssim -2$ . As a result, the coefficient  $C_\kappa^{\text{QD}}$  takes a negative value over the whole filling range  $0 < N_d < 1$  for  $N = 4$ .

## IX. THERMOELECTRIC PROPERTIES OF $U \rightarrow \infty$ MAGNETIC ALLOYS

Three-body Fermi-liquid corrections also play an essential role in the low-energy properties of magnetic alloys (MA). Thermoelectric transport coefficients  $\mathcal{L}_{n,\sigma}^{\text{MA}}$  for magnetic alloys, defined in Eq. (3.8), can be calculated in the low-temperature Fermi liquid regime in a manner similar to those for quantum dots [58]. For instance, the leading-order term of the thermopower of magnetic alloys takes the same form as that of QDs, given in Eq. (8.1), but with the opposite sign:

$$S_{\text{MA}} = \frac{\pi^3 \cot \delta}{6|e|} \frac{T}{T^*} + \dots \quad (9.1)$$

In this section, we discuss the behavior of the next-leading order terms of other transport coefficients, specifically the electrical resistivity  $\varrho_{\text{MA}}$  and the thermal conductivity  $\kappa_{\text{MA}}$  of magnetic alloys.

### A. $C_\rho^{\text{MA}}$ : order $T^2$ term of $\varrho_{\text{MA}}$

The electrical resistivity for magnetic alloys, defined as  $\varrho_{\text{MA}} \equiv 1/\sigma_{\text{MA}}$  in Eq. (3.5), takes the following form at low temperatures in the  $\text{SU}(N)$  case:

$$\varrho_{\text{MA}} = \frac{1}{\sigma_{\text{MA}}^{\text{unit}}} \left[ \sin^2 \delta - C_\rho^{\text{MA}} \left( \frac{\pi T}{T^*} \right)^2 + \dots \right]. \quad (9.2)$$

Here,  $\sigma_{\text{MA}}^{\text{unit}}$  is the unitary-limit value of electric conductivity. The coefficient  $C_\rho^{\text{MA}}$  for the order  $T^2$  term consists of two-body  $W_\rho^{\text{MA}}$  and three-body  $\Theta_\rho^{\text{MA}}$  parts,

$$C_\rho^{\text{MA}} = \frac{\pi^2}{48} (W_\rho^{\text{MA}} + \Theta_\rho^{\text{MA}}), \quad (9.3)$$

$$W_\rho^{\text{MA}} \equiv 2 + \left( 1 - \frac{2\tilde{K}^2}{N-1} \right) \cos 2\delta, \quad (9.4)$$

$$\Theta_\rho^{\text{MA}} \equiv \Theta_{\text{I}} + \tilde{\Theta}_{\text{II}} = (4T^*)^2 \frac{\sin 2\delta}{2\pi} \frac{\partial \chi_{\sigma\sigma}}{\partial \epsilon_d}. \quad (9.5)$$

Note that  $\Theta_\rho^{\text{MA}} = \Theta_T$ , where  $\Theta_T$  is the three-body part of  $C_T$  for quantum dots given in Eq. (8.5).

In the limit of  $\epsilon_d \rightarrow +\infty$ , the FL parameters approach the values  $\delta \rightarrow 0$ ,  $\tilde{K} \rightarrow 0$ ,  $\Theta_{\text{I}} \rightarrow -2$ , and  $\tilde{\Theta}_{\text{II}} \rightarrow 0$ . Therefore,

$$W_\rho^{\text{MA}} \xrightarrow{\epsilon_d \rightarrow +\infty} 3, \quad \Theta_\rho^{\text{MA}} \xrightarrow{\epsilon_d \rightarrow +\infty} -2. \quad (9.6)$$

In the opposite limit  $\epsilon_d \rightarrow -\infty$ , the  $1/N$ -filling Kondo effect occurs, and the FL parameters take values  $\delta \rightarrow \pi/N$ ,  $\tilde{K} \rightarrow 1$ , and  $\Theta_{\text{I}} + \tilde{\Theta}_{\text{II}} \rightarrow 0$ . Thus,

$$W_\rho^{\text{MA}} \xrightarrow{\epsilon_d \rightarrow -\infty} 2 + \left( 1 - \frac{2}{N-1} \right) \cos \frac{2\pi}{N}, \quad (9.7)$$

$$\Theta_\rho^{\text{MA}} \xrightarrow{\epsilon_d \rightarrow -\infty} 0. \quad (9.8)$$

NRG results for  $C_\rho^{\text{MA}}$ ,  $W_\rho^{\text{MA}}$ , and  $\Theta_\rho^{\text{MA}}$  in the  $U \rightarrow \infty$  limit are plotted in Fig. 12. In contrast to the coefficient  $C_T$  for the  $T^2$ -conductance of quantum dots, which can change sign,  $C_\rho^{\text{MA}}$  remains positive throughout the entire range of  $\epsilon_d$ , for both  $N = 2$  and  $N = 4$ . In the  $\text{SU}(2)$  case, it takes the value  $(48/\pi^2)C_\rho^{\text{MA}} \xrightarrow{\epsilon_d \rightarrow -\infty} 3$  in the half-filling Kondo regime, at which the two-body part  $W_\rho^{\text{MA}}$  dominates since the three-body part  $\Theta_\rho^{\text{MA}}$  vanishes due to electron-hole symmetry. Note that the prefactor  $(1 - \frac{2\tilde{K}^2}{N-1})$  for the  $\cos 2\delta$  term in  $W_\rho^{\text{MA}}$ , as described in Eq. (9.4), changes sign in the case of  $N = 2$  at the point where the Wilson ratio takes the value  $\tilde{K} = 1/\sqrt{2}$ , while the sign remains positive for  $N \geq 4$ . This sign change is due to the wide variation of  $\tilde{K}^2/(N-1)$  for  $N = 2$ . Consequently, in the  $\text{SU}(2)$  case,  $W_\rho^{\text{MA}}$  exhibits a local minimum at  $\epsilon_d/(\pi\Delta) \simeq -0.5$  in Fig. 12(a), resulting in a steeper variation of  $(48/\pi^2)C_\rho^{\text{MA}}$  in the valence fluctuation region compared to  $\Theta_\rho^{\text{MA}}$ . In contrast, in the

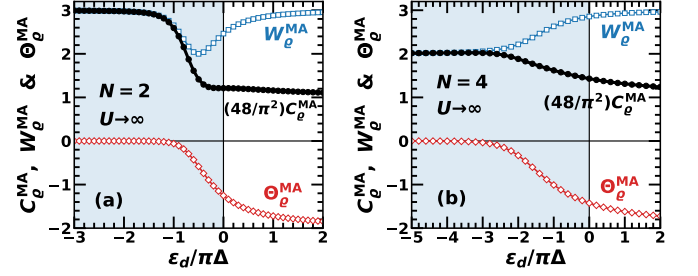


FIG. 12. Coefficients  $C_\rho^{\text{MA}}$ ,  $W_\rho^{\text{MA}}$ , and  $\Theta_\rho^{\text{MA}}$  for the  $T^2$ -resistivity of MAs plotted as functions of  $\epsilon_d$ : (a)  $N = 2$ , and (b)  $N = 4$ .

$\text{SU}(4)$  case,  $W_\rho^{\text{MA}}$  does not exhibit a minimum. The coefficient for  $N = 4$  takes the value  $(48/\pi^2)C_\rho^{\text{MA}} \rightarrow 2$  in the quarter-filling Kondo regime, which is determined by the two-body part  $W_\rho^{\text{MA}}$ . The three-body contribution  $\Theta_\rho^{\text{MA}}$  vanishes in this region because the derivative  $(4T^*)^2 |\partial \chi_{\sigma\sigma} / \partial \epsilon_d|$  is significantly suppressed due to strong electron correlations.

### B. $C_\kappa^{\text{MA}}$ : order $T^3$ term of $\kappa_{\text{MA}}$

The low-temperature expansion of the thermal resistivity  $1/\kappa_{\text{MA}}$  of magnetic alloys, derived from Eq. (3.7), takes the following form for  $\text{SU}(N)$  Anderson impurity:

$$\frac{1}{\kappa_{\text{MA}}} = \frac{3e^2}{\pi^2 \sigma_{\text{MA}}^{\text{unit}}} \frac{1}{T} \left[ \sin^2 \delta - C_\kappa^{\text{MA}} \left( \frac{\pi T}{T^*} \right)^2 + \dots \right]. \quad (9.9)$$

In the  $T \rightarrow 0$  limit, the leading-order terms of electrical and thermal conductivities satisfy the Wiedemann-Franz law:  $\kappa_{\text{MA}}/(T\sigma_{\text{MA}}) \rightarrow \pi^2/(3e^2)$ . The coefficient  $C_\kappa^{\text{MA}}$  for the next-to-leading order term of the thermal conductivity can be divided into two-body  $W_\kappa^{\text{MA}}$  and three-body  $\Theta_\kappa^{\text{MA}}$  parts:

$$C_\kappa^{\text{MA}} = \frac{7\pi^2}{80} (W_\kappa^{\text{MA}} + \Theta_\kappa^{\text{MA}}), \quad (9.10)$$

$$W_\kappa^{\text{MA}} \equiv \frac{1}{21} \left[ 32 + \left( 11 - \frac{18\tilde{K}^2}{N-1} \right) \cos 2\delta \right], \quad (9.11)$$

$$\Theta_\kappa^{\text{MA}} \equiv \Theta_{\text{I}} + \frac{5}{21} \tilde{\Theta}_{\text{II}}. \quad (9.12)$$

In the limit of  $\epsilon_d \rightarrow +\infty$ , the FL parameters approach the values  $\delta \rightarrow 0$ ,  $\tilde{K} \rightarrow 0$ ,  $\Theta_{\text{I}} \rightarrow -2$ , and  $\tilde{\Theta}_{\text{II}} \rightarrow 0$ . Thus,

$$W_\kappa^{\text{MA}} \xrightarrow{\epsilon_d \rightarrow +\infty} \frac{43}{21}, \quad \Theta_\kappa^{\text{MA}} \xrightarrow{\epsilon_d \rightarrow +\infty} -2. \quad (9.13)$$

In the  $1/N$ -filling Kondo limit  $\epsilon_d \rightarrow -\infty$ , the parameters take the following values:  $\delta \rightarrow \pi/N$ ,  $\tilde{K} \rightarrow 1$ ,  $\Theta_{\text{I}} + \tilde{\Theta}_{\text{II}} \rightarrow$



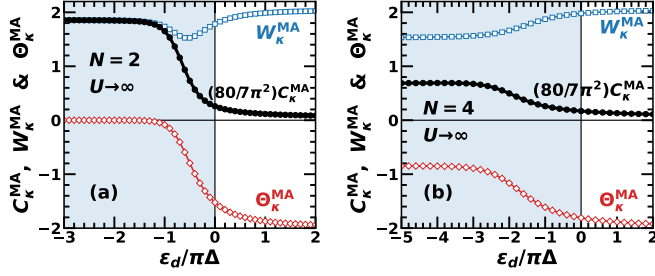


FIG. 13. Coefficients  $C_{\kappa}^{\text{MA}}$ ,  $W_{\kappa}^{\text{MA}}$ , and  $\Theta_{\kappa}^{\text{MA}}$  for the  $T^3$ -thermal conductivity of MAs plotted as functions of  $\epsilon_d$ : (a)  $N = 2$ , and (b)  $N = 4$ .

0. Thus,

$$W_{\kappa}^{\text{MA}} \xrightarrow{\epsilon_d \rightarrow -\infty} \frac{1}{21} \left[ 32 + \left( 11 - \frac{18}{N-1} \right) \cos \frac{2\pi}{N} \right], \quad (9.14)$$

$$\Theta_{\kappa}^{\text{MA}} \xrightarrow{\epsilon_d \rightarrow -\infty} \frac{16}{21} \Theta_{\text{Kond}}^{1/N}. \quad (9.15)$$

Here,  $\Theta_{\text{Kond}}^{1/2} = 0$  for  $N = 2$  and  $\Theta_{\text{Kond}}^{1/4} = -1.11$  for  $N = 4$ , as mentioned.

NRG results for  $C_{\kappa}^{\text{MA}}$ ,  $W_{\kappa}^{\text{MA}}$ , and  $\Theta_{\kappa}^{\text{MA}}$  are plotted as functions of  $\epsilon_d$  in Fig. 13. In contrast to the coefficient  $C_{\kappa}^{\text{QD}}$  for quantum dots, the coefficient  $C_{\kappa}^{\text{MA}}$  for magnetic alloys does not change sign throughout the entire range of  $\epsilon_d$ , for both  $N = 2$  and  $N = 4$ . In the SU(2) case, the plateau value of  $C_{\kappa}^{\text{MA}}$  in the half-filling Kondo regime is determined by the two-body part  $W_{\kappa}^{\text{MA}}$ , since the three-body part  $\Theta_{\kappa}^{\text{MA}}$  vanishes in this case due to electron-hole symmetry. Note that the prefactor  $(11 - \frac{18\tilde{K}^2}{N-1})$  for the  $\cos 2\delta$  term in  $W_{\kappa}^{\text{MA}}$ , as described in Eq. (9.11), changes sign for  $N = 2$  at the point where the Wilson ratio reaches  $\tilde{K} = \sqrt{11/18}$ , while this does not occur for  $N = 4$ . The sign change of this prefactor causes the dip that appears in  $W_{\kappa}^{\text{MA}}$  at  $\epsilon_d/(\pi\Delta) \simeq -0.6$  in the SU(2) case, and it leads to a steep variation of  $C_{\kappa}^{\text{MA}}$  near  $\epsilon_d/(\pi\Delta) \simeq -0.3$ , as shown in Fig. 13(a). In the SU(4) case, the coefficient  $C_{\kappa}^{\text{MA}}$  exhibits a positive plateau structure in the quarter-filling Kondo regime, which is determined by competitive contributions of  $W_{\kappa}^{\text{MA}}$  and  $\Theta_{\kappa}^{\text{MA}}$ . Figure 13(b) also shows that  $C_{\kappa}^{\text{MA}}$  for SU(4) magnetic alloys takes the opposite sign compared to  $C_{\kappa}^{\text{QD}}$  for quantum dot, described in Fig. 11(b), over the entire filling range  $0 < N_d < 1$  in the strong interaction limit  $U \rightarrow \infty$ .

## X. SUMMARY

We have studied low-energy transport through the SU( $N$ ) Anderson impurity model for quantum dots and magnetic alloys in the strong coupling limit  $U \rightarrow \infty$  over a wide range of impurity electron filling  $0 < N_d < 1$ , across the  $1/N$ -filling Kondo and valence fluctuation

regimes. Our analysis is based on the latest version of Fermi liquid theory, which reveals the essential role of the three-body correction in completely describing the next-to-leading order terms of the transport coefficients. The three-body correlation functions have been calculated for the SU(2) and SU(4) impurities using the NRG approach.

In the quarter-filling Kondo regime,  $\epsilon_d \rightarrow -\infty$  for the SU(4) case, the three independent components of the three-body correlation functions,  $\Theta_{\text{I}}$ ,  $-\tilde{\Theta}_{\text{II}}$ , and  $\tilde{\Theta}_{\text{III}}$ , converge to a single universal value  $\Theta_{\text{Kond}}^{1/4} = -1.11$ , which agrees with the analytical value obtained by Mora *et al.* [44] for the corresponding function in the SU(4) Kondo model. However, outside the Kondo regime, such as in the valence fluctuation regime, these three components take different values and contribute distinctly to the next-to-leading order terms of the transport coefficients.

It has also demonstrated that these three-body correlations couple strongly to the tunneling asymmetry  $\gamma_{\text{dif}} = (\Gamma_L - \Gamma_R)/(\Gamma_L + \Gamma_R)$  between quantum dots and reservoirs, significantly affecting the order  $(eV)^3$  component of nonlinear current through the quarter-filling Kondo state. The order  $|eV|^3$  current noise of an SU(4) quantum dot exhibits quite different behavior from that of SU(2). While the coefficient  $C_S$  changes sign in the valence fluctuation regime in the SU(2) case even in  $U \rightarrow \infty$  limit, it remains positive in the SU(4) case due to the competing contributions of two-body  $W_S$  and three-body  $\Theta_S$  correlations.

We have also further examined the next-to-leading order terms of thermoelectric transport coefficients for both quantum dots and magnetic alloys, previously analyzed at finite  $U$  [58]. In contrast to the coefficients  $C_T$  and  $C_{\kappa}^{\text{QD}}$ , which correspond to the  $T^2$ -conductance and  $T^3$ -thermal conductance of quantum dots, the coefficients  $C_{\rho}^{\text{MA}}$  and  $C_{\kappa}^{\text{MA}}$ , defined with respect to electrical and thermal resistivities of magnetic alloys, do not change sign throughout the entire range of impurity electron filling. For SU(2) magnetic alloys, these coefficients exhibit a steep variation in the valence fluctuation region as the occupation number increases toward the Kondo regime. This behavior is caused by the wide variation range of the Wilson ratio  $R$  for  $N = 2$  and does not occur for  $N \geq 4$ .

The three body correlations can experimentally be determined by measuring the coefficients  $C$ 's for the next leading order terms. The experimental values obtained can then be used to infer the behaviors of other unmeasured transport coefficients. Our results also suggest that all the independent components of SU( $N$ ) quantum dots can be determined separately if the coefficient  $C_V^{(3)}$  for the order  $(eV)^3$  nonlinear current is measured while varying the tunneling and bias asymmetries.

## ACKNOWLEDGMENTS

This work was supported by JSPS KAKENHI Grant Nos. JP21K03415, and JP23K03284, and by JST CREST Grant No. JPMJCR1876. K. M. was supported by JST Establishment of University Fellowships towards the Creation of Science Technology Innovation Grant Number JPMJFS2138, and by JST SPRING Grant Number JPMJSP2139.

### Appendix A: Higher-order Fermi liquid relations

Here, we provide a brief overview of the microscopic Fermi liquid theory for the Anderson impurity model, including recent developments. The Fermi liquid behavior of quantum impurity systems reflects the low-energy asymptotic form of the retarded Green's function defined in Eq. (2.15), which can also be expressed in the following form:

$$G_{\sigma}^r(\omega) = \frac{1}{\omega - \epsilon_{d\sigma} + i\Delta - \Sigma_{\sigma}^r(\omega)}. \quad (\text{A1})$$

The phase shift  $\delta_{\sigma}$  is given by the argument of the Green's function in the complex plane,  $G_{\sigma}^r(0) = -|G_{\sigma}^r(0)|e^{i\delta_{\sigma}}$ , at  $\omega = T = eV = 0$ . It plays a primary role in the ground-state properties through the Friedel sum rule  $\langle n_{d\sigma} \rangle \xrightarrow{T \rightarrow 0} \delta_{\sigma}/\pi$  [11], e.g., the spectral weight of impurity levels at the Fermi level is given by

$$\rho_{d\sigma} \equiv \rho_{d\sigma}(0) = \frac{\sin^2 \delta_{\sigma}}{\pi\Delta}, \quad (\text{A2})$$

where  $\rho_{d\sigma}(\omega) \equiv A_{\sigma}(\omega)|_{T=eV=0}$  and  $A_{\sigma}(\omega)$  is the nonequilibrium spectral function defined in Eq. (2.16).

The contributions of low-energy excitations can be deduced from the equilibrium self-energy  $\Sigma_{\text{eq},\sigma}^r(\omega) \equiv \Sigma_{\sigma}^r(\omega)|_{T=eV=0}$ , by expanding it step-by-step around the Fermi energy  $\omega = 0$ . The terms up to order  $\omega$  determine the structure of the renormalized resonance state, as

$$G_{\sigma}^r(\omega) \simeq \frac{z_{\sigma}}{\omega - \tilde{\epsilon}_{d\sigma} + i\tilde{\Delta}_{\sigma}}, \quad (\text{A3})$$

where the renormalized parameters are defined by

$$\frac{1}{z_{\sigma}} \equiv 1 - \left. \frac{\partial \Sigma_{\text{eq},\sigma}^r(\omega)}{\partial \omega} \right|_{\omega=0}, \quad (\text{A4})$$

$$\tilde{\epsilon}_{d\sigma} \equiv z_{\sigma} [\epsilon_{d\sigma} + \Sigma_{\text{eq},\sigma}^r(0)], \quad \tilde{\Delta}_{\sigma} \equiv z_{\sigma} \Delta. \quad (\text{A5})$$

The Ward identities [9–12], which reflect the current conservation described in Eq. (2.5) [55], can be expressed, at  $T = eV = 0$ , as a relation between the causal self-energy  $\Sigma_{\text{eq},\sigma}^{--}(\omega)$  and the vertex function  $\Gamma_{\sigma\sigma';\sigma'\sigma}^{--}(\omega, \omega'; \omega', \omega)$ , within the standard zero-temperature formalism:

$$\delta_{\sigma\sigma'} \frac{\partial \Sigma_{\text{eq},\sigma}^{--}(\omega)}{\partial \omega} + \frac{\partial \Sigma_{\text{eq},\sigma}^{--}(\omega)}{\partial \epsilon_{d\sigma'}} = -\Gamma_{\sigma\sigma';\sigma'\sigma}^{--}(\omega, 0; 0, \omega) \rho_{d\sigma'}. \quad (\text{A6})$$

Note that  $\Sigma_{\text{eq},\sigma}^{--}(\omega) = \Sigma_{\text{eq},\sigma}^r(\omega)\theta(\omega) + \{\Sigma_{\text{eq},\sigma}^r(\omega)\}^* \theta(-\omega)$ , with  $\theta(\omega)$  the Heaviside step function. Since the vertex function for  $\sigma = \sigma'$  vanishes at zero frequencies  $\omega = \omega' = 0$ , as

$$\Gamma_{\sigma\sigma;\sigma\sigma}^{--}(\omega, 0; 0, \omega) = 0, \quad (\text{A7})$$

the renormalization factor  $z_{\sigma}$  and the derivative  $\partial \Sigma_{\text{eq},\sigma}^r(0)/\partial \epsilon_{d\sigma}$  are related to each other through Eq. (A6) [12]:

$$\frac{1}{z_{\sigma}} = \tilde{\chi}_{\sigma\sigma}, \quad \tilde{\chi}_{\sigma\sigma'} \equiv \delta_{\sigma\sigma'} + \frac{\partial \Sigma_{\text{eq},\sigma}^r(0)}{\partial \epsilon_{d\sigma'}}. \quad (\text{A8})$$

The coefficient  $\tilde{\chi}_{\sigma\sigma'}$  determines the extent to which the susceptibility  $\chi_{\sigma\sigma'}$  is enhanced at  $T = 0$  by the vertex correction, or the residual interaction between quasiparticles [86], i.e.,

$$\chi_{\sigma\sigma'} = -\left. \frac{\partial \langle n_{d\sigma} \rangle}{\partial \epsilon_{d\sigma'}} \right|_{T \rightarrow 0} \rho_{d\sigma} \tilde{\chi}_{\sigma\sigma'}. \quad (\text{A9})$$

The derivative of  $\rho_{d\sigma}(\omega)$  also contributes to the low-energy transport and is related to the susceptibility by using Eq. (A8), as

$$\rho'_{d\sigma} \equiv \left. \frac{\partial \rho_{d\sigma}(\omega)}{\partial \omega} \right|_{\omega=0} = -\frac{\partial \rho_{d\sigma}}{\partial \epsilon_{d\sigma}} = \frac{\chi_{\sigma\sigma}}{\Delta} \sin 2\delta_{\sigma}. \quad (\text{A10})$$

It has been recently clarified that the vertex function for  $\sigma = \sigma'$  also has the following property [48, 49], in addition to Eq. (A7):

$$\left. \frac{\partial}{\partial \omega} \text{Re} \Gamma_{\sigma\sigma;\sigma\sigma}^{--}(\omega, 0; 0, \omega) \right|_{\omega \rightarrow 0} = 0. \quad (\text{A11})$$

This property indicates that the real part of  $\Gamma_{\sigma\sigma;\sigma\sigma}^{--}(\omega, 0; 0, \omega)$  does not contain a linear term in  $\omega$ . Based on this and the Ward identity given in Eq. (A6), the order  $\omega^2$  real part of the self-energy has been shown to be expressed in terms of the derivative of the susceptibility, or the three-body correlation function [47–50]:

$$\left. \frac{\partial^2}{\partial \omega^2} \text{Re} \Sigma_{\text{eq},\sigma}^r(\omega) \right|_{\omega \rightarrow 0} = \frac{\partial^2 \Sigma_{\text{eq},\sigma}^r(0)}{\partial \epsilon_{d\sigma}^2} = \frac{\partial \tilde{\chi}_{\sigma\sigma}}{\partial \epsilon_{d\sigma}}. \quad (\text{A12})$$

Furthermore, from Eqs. (A6), (A7), and (A11), the vertex function  $\Gamma_{\sigma\sigma';\sigma'\sigma}^{--}(\omega, \omega'; \omega', \omega)$  can be exactly deduced up to linear-order terms in  $\omega$  and  $\omega'$  at  $T = eV = 0$  [49, 50, 55]. The result takes the following form, including the imaginary part, which is known to exhibit non-analytic  $|\omega - \omega'|$  and  $|\omega + \omega'|$  dependences [10–12, 32]: the diagonal components ( $\sigma = \sigma'$ ) are given by

$$\Gamma_{\sigma\sigma;\sigma\sigma}^{--}(\omega, \omega'; \omega', \omega) \rho_{d\sigma}^2 = i\pi \sum_{\sigma'' (\neq \sigma)} \chi_{\sigma\sigma''}^2 |\omega - \omega'| + \dots, \quad (\text{A13})$$

and the off-diagonal components ( $\sigma \neq \sigma'$ ) are

$$\begin{aligned} & \Gamma_{\sigma\sigma';\sigma'\sigma}^{--;--}(\omega, \omega'; \omega', \omega) \rho_{d\sigma} \rho_{d\sigma'} \\ &= -\chi_{\sigma\sigma'} + \rho_{d\sigma} \frac{\partial \tilde{\chi}_{\sigma\sigma'}}{\partial \epsilon_{d\sigma}} \omega + \rho_{d\sigma'} \frac{\partial \tilde{\chi}_{\sigma'\sigma}}{\partial \epsilon_{d\sigma'}} \omega' \\ &+ i\pi \chi_{\sigma\sigma'}^2 \left( |\omega - \omega'| - |\omega + \omega'| \right) + \dots \end{aligned} \quad (\text{A14})$$

The order  $\omega^2$  imaginary part of the self-energy has been derived through Eqs. (A6) and (A13) [10–12]:

$$\frac{\partial^2}{\partial \omega^2} \text{Im} \Sigma_{\text{eq}, \sigma}^r(\omega) \Big|_{\omega \rightarrow 0} = -\frac{\pi}{\rho_{d\sigma}} \sum_{\sigma'' (\neq \sigma)} \chi_{\sigma\sigma''}^2. \quad (\text{A15})$$

The order  $T^2$  term of the retarded self-energy  $\Sigma_{\sigma}^r(0)$  can also be deduced from these asymptotic forms of the vertex function [49], by rewriting the proof provided by Yamada in Ref. 10 in the following form, at  $eV = 0$ ,

$$\Sigma_{\sigma}^r(0) - \Sigma_{\sigma}^r(0)|_{T=0} = \frac{(\pi T)^2}{6} \lim_{\omega \rightarrow 0^+} \Psi_{\sigma}^{--}(\omega) + \dots, \quad (\text{A16})$$

$$\Psi_{\sigma}^{--}(\omega) \equiv \lim_{\omega' \rightarrow 0} \frac{\partial}{\partial \omega'} \sum_{\sigma'} \Gamma_{\sigma\sigma';\sigma'\sigma}^{--;--}(\omega, \omega'; \omega', \omega) \rho_{d\sigma'}(\omega'). \quad (\text{A17})$$

The right-hand side of Eq. (A17) can be calculated by using the low-energy asymptotic forms of the vertex function given in Eqs. (A13) and (A14) for finite  $\omega$ , and then taking the limit  $\omega \rightarrow 0$ ,

$$\lim_{\omega \rightarrow 0} \Psi_{\sigma}^{--}(\omega) = \frac{1}{\rho_{d\sigma}} \sum_{\sigma' (\neq \sigma)} \left[ \frac{\partial \chi_{\sigma\sigma'}}{\partial \epsilon_{d\sigma'}} - i \frac{3\pi}{\rho_{d\sigma}} \chi_{\sigma\sigma'}^2 \text{sgn}(\omega) \right]. \quad (\text{A18})$$

Here, the nonanalytic  $\text{sgn}(\omega)$  dependence of the imaginary part reflects the branch cuts of  $\Gamma_{\sigma\sigma';\sigma'\sigma}^{--;--}(\omega, \omega'; \omega', \omega)$  along the lines  $\omega - \omega' = 0$  and  $\omega + \omega' = 0$  in the frequency plane.

Similarly, the bias dependence of the self-energy can be deduced, up to terms of order  $(eV)^2$ , from the asymptotic form of the vertex function given in Eqs. (A13) and (A14), using the Ward identities obtained at  $T = 0$  for

the causal self-energy  $\Sigma_{\sigma}^{--}(\omega)$  in the Keldysh formalism [32, 50]:

$$\frac{\partial \Sigma_{\sigma}^{--}(\omega)}{\partial eV} \Big|_{eV=0} = \alpha \sum_{\sigma'} \Gamma_{\sigma\sigma';\sigma'\sigma}^{--;--}(\omega, 0; 0, \omega) \rho_{d\sigma'}, \quad (\text{A19})$$

$$\begin{aligned} \frac{\partial^2 \Sigma_{\sigma}^{--}(\omega)}{\partial (eV)^2} \Big|_{eV=0} &= \frac{\Gamma_L \Gamma_R}{(\Gamma_L + \Gamma_R)^2} \Psi_{\sigma}^{--}(\omega) \\ &- \alpha^2 \left( \frac{\partial}{\partial \omega} + \frac{\partial}{\partial \epsilon_d} \right) \sum_{\sigma'} \Gamma_{\sigma\sigma';\sigma'\sigma}^{--;--}(\omega, 0; 0, \omega) \rho_{d\sigma'}. \end{aligned} \quad (\text{A20})$$

Here,  $\partial/\partial \epsilon_d \equiv \sum_{\sigma''} \partial/\partial \epsilon_{d\sigma''}$ , and  $\Psi_{\sigma}^{--}(\omega)$  is the correlation function defined in Eq. (A17). The order  $\omega eV$  term of the self-energy follows from Eq. (A19):

$$\begin{aligned} & \lim_{\omega \rightarrow 0} \frac{\partial}{\partial \omega} \left[ \frac{\partial \Sigma_{\sigma}^{--}(\omega)}{\partial (eV)} \right]_{eV=0} \\ &= \alpha \sum_{\sigma' (\neq \sigma)} \left[ \frac{\partial \tilde{\chi}_{\sigma\sigma'}}{\partial \epsilon_{d\sigma}} + i \frac{\pi}{\rho_{d\sigma}} \chi_{\sigma\sigma'}^2 \text{sgn}(\omega) \right]. \end{aligned} \quad (\text{A21})$$

The second term in the right-hand side of Eq. (A20) can also be expressed in the following form, at  $\omega \rightarrow 0$ ,

$$\begin{aligned} & \lim_{\omega \rightarrow 0} \left( \frac{\partial}{\partial \omega} + \frac{\partial}{\partial \epsilon_d} \right) \sum_{\sigma'} \Gamma_{\sigma\sigma';\sigma'\sigma}^{--;--}(\omega, 0; 0, \omega) \rho_{d\sigma'} \\ &= \sum_{\sigma' (\neq \sigma)} \left[ - \sum_{\sigma'' (\neq \sigma)} \frac{\partial \tilde{\chi}_{\sigma\sigma'}}{\partial \epsilon_{d\sigma''}} + i \frac{\pi}{\rho_{d\sigma}} \chi_{\sigma\sigma'}^2 \text{sgn}(\omega) \right]. \end{aligned} \quad (\text{A22})$$

Note that  $\alpha$  is defined such that  $\alpha eV \equiv (\Gamma_L \mu_L + \Gamma_R \mu_R)/(\Gamma_L + \Gamma_R)$ , i.e.,

$$\alpha \equiv \frac{\alpha_L \Gamma_L - \alpha_R \Gamma_R}{\Gamma_L + \Gamma_R} = \frac{1}{2} (\alpha_{\text{dif}} + \gamma_{\text{dif}}). \quad (\text{A23})$$

This parameter  $\alpha$  arises in nonequilibrium properties when there is tunneling asymmetry, bias asymmetry, or both [see Eqs. (2.13) and (2.14) for the definitions of  $\gamma_{\text{dif}}$  and  $\alpha_{\text{dif}}$ ].

Consequently, the retarded self-energy  $\Sigma_{\sigma}^r(\omega)$  has been exactly obtained up to terms of order  $\omega^2$ ,  $T^2$ , and  $(eV)^2$ :

$$\text{Im} \Sigma_{\sigma}^r(\omega) = -\frac{\pi}{2} \frac{1}{\rho_{d\sigma}} \sum_{\sigma' (\neq \sigma)} \chi_{\sigma\sigma'}^2 \left[ (\omega - \alpha eV)^2 + \frac{3\Gamma_L \Gamma_R}{(\Gamma_L + \Gamma_R)^2} (eV)^2 + (\pi T)^2 \right] + \dots, \quad (\text{A24})$$



$$\begin{aligned}
\epsilon_{d\sigma} + \text{Re} \Sigma_{\sigma}^r(\omega) &= \Delta \cot \delta_{\sigma} - \sum_{\sigma'(\neq\sigma)} \tilde{\chi}_{\sigma\sigma'} \alpha eV + (1 - \tilde{\chi}_{\sigma\sigma}) \omega + \frac{1}{6} \frac{1}{\rho_{d\sigma}} \sum_{\sigma'(\neq\sigma)} \frac{\partial \chi_{\sigma\sigma'}}{\partial \epsilon_{d\sigma'}} \left[ \frac{3\Gamma_L \Gamma_R}{(\Gamma_L + \Gamma_R)^2} (eV)^2 + (\pi T)^2 \right] \\
&+ \frac{1}{2} \frac{\partial \tilde{\chi}_{\sigma\sigma}}{\partial \epsilon_{d\sigma}} \omega^2 + \sum_{\sigma'(\neq\sigma)} \frac{\partial \tilde{\chi}_{\sigma\sigma'}}{\partial \epsilon_{d\sigma}} \alpha eV \omega + \frac{1}{2} \sum_{\sigma'(\neq\sigma)} \sum_{\sigma''(\neq\sigma)} \frac{\partial \tilde{\chi}_{\sigma\sigma'}}{\partial \epsilon_{d\sigma''}} \alpha^2 (eV)^2 + \dots
\end{aligned} \tag{A25}$$

In order to investigate the order  $|eV|^3$  nonlinear noise, it is necessary to calculate the vertex corrections in the Keldysh formalism exactly up to terms of order  $|eV|$  as well. This has been carried out in Ref. 55 to derive the formulas given in Eqs. (7.1)–(7.4).

### Appendix B: NRG procedures

We have performed NRG calculations by dividing the  $N$  conduction channels into  $N/2$  pairs and using the SU(2) spin and U(1) charge symmetries for each pair. The discretization parameter  $\Lambda$  and the number of retained low-lying excited states  $N_{\text{trunc}}$  are chosen as  $(\Lambda, N_{\text{trunc}}) = (2, 4000)$  for  $N = 2$  and  $(\Lambda, N_{\text{trunc}}) = (6, 10000)$  for  $N = 4$ . Note that the SU(4) symmetry is preserved in our iteration scheme because the truncation of higher energy states is performed after all new states from these two pairs are added.

In order to calculate  $\chi_B^{[3]}$  as defined in Eq. (4.11), we introduced a small external potential  $\epsilon_{\text{sp},k}$  that depends on the channel index  $k = 1, 2, \dots, N/2$  and shifts the impurity level from  $\epsilon_d$ . Specifically, for  $N = 4$ , this potential is applied in a way equivalent to a local Zeeman field:  $\epsilon_{\text{sp},1} = -b$  and  $\epsilon_{\text{sp},2} = b$ . We then deduced  $\chi_B^{[3]}$  from the derivatives of the susceptibilities with respect

to  $b$ .

### Appendix C: Three-body correlations for the $1/N$ -filling Kondo state

We briefly describe here the relation between the dimensionless three-body correlation function and the parameters  $\alpha_1$  and  $\alpha_2$  introduced by Mota *et al.* for the SU( $N$ ) Kondo model in Refs. 44 and 45. In the strong-interaction limit, their notation corresponds to ours as follows:  $\alpha_1/(\pi T_K) \Leftrightarrow \chi_{\sigma\sigma}$ , and  $\alpha_2/(\pi T_K)^2 \Leftrightarrow -\chi_{\sigma\sigma\sigma}^{[3]}/(2\pi)$ . They showed that the ratio of their parameters,  $\alpha_2/\alpha_1^2$ , can be determined analytically using the Bethe ansatz solution [87]. Specifically, for the SU( $N$ ) Kondo state with a single impurity electron, i.e.,  $\delta \rightarrow \pi/N$ , which is realized in the  $\epsilon_d \rightarrow -\infty$  limit of the infinite- $U$  Anderson model, the three-body correlation  $\Theta_{\text{I}}$  approaches this ratio, as

$$\Theta_{\text{Kond}}^{1/N} \equiv \lim_{\epsilon_d \rightarrow -\infty} \Theta_{\text{I}} = -\frac{\alpha_2}{\alpha_1^2} \sin \frac{2\pi}{N}, \tag{C1}$$

$$\frac{\alpha_2}{\alpha_1^2} = \frac{N-2}{N-1} \frac{\Gamma(\frac{1}{N})}{\sqrt{\pi} \Gamma(\frac{1}{2} + \frac{1}{N})}, \tag{C2}$$

where  $\Gamma(x)$  is the Gamma function. For  $N = 4$ , it takes the value  $\Theta_{\text{Kond}}^{1/4} = -1.1128 \dots$ .

- 
- [1] J. Kondo, *The Physics of Dilute Magnetic Alloys*, edited by S. Koikegami, K. Odagiri, K. Yamaji, and T. Yanagisawa (Cambridge University Press, Cambridge, 2012).
  - [2] A. C. Hewson, *The Kondo Problem to Heavy Fermions* (Cambridge University Press, Cambridge, 1993).
  - [3] K. Ono, J. Kobayashi, Y. Amano, K. Sato, and Y. Takahashi, Phys. Rev. A **99**, 032707 (2019).
  - [4] S. Yasui and S. Ozaki, Phys. Rev. D **96**, 114027 (2017).
  - [5] K. G. Wilson, Rev. Mod. Phys. **47**, 773 (1975).
  - [6] H. R. Krishna-murthy, J. W. Wilkins, and K. G. Wilson, Phys. Rev. B **21**, 1003 (1980).
  - [7] H. R. Krishna-murthy, J. W. Wilkins, and K. G. Wilson, Phys. Rev. B **21**, 1044 (1980).
  - [8] P. Nozières, J. Low Temp. Phys. **17**, 31 (1974).
  - [9] K. Yamada, Prog. Theor. Phys. **53**, 970 (1975).
  - [10] K. Yamada, Prog. Theor. Phys. **54**, 316 (1975).
  - [11] H. Shiba, Prog. Theor. Phys. **54**, 967 (1975).
  - [12] A. Yoshimori, Prog. Theor. Phys. **55**, 67 (1976).
  - [13] D. Goldhaber-Gordon, H. Shtrikman, D. Mahalu, D. Abusch-Magder, U. Meirav, and M. A. Kastner, Nature **391**, 156 (1998).
  - [14] D. Goldhaber-Gordon, J. Göres, M. A. Kastner, H. Shtrikman, D. Mahalu, and U. Meirav, Phys. Rev. Lett. **81**, 5225 (1998).
  - [15] S. M. Cronenwett, T. H. Oosterkamp, and L. P. Kouwenhoven, Science **281**, 540 (1998).
  - [16] W. G. van der Wiel, S. D. Franceschi, T. Fujisawa, J. M. Elzerman, S. Tarucha, and L. P. Kouwenhoven, Science **289**, 2105 (2000).
  - [17] I. V. Borzenets, J. Shim, J. C. H. Chen, A. Ludwig, A. D. Wieck, S. Tarucha, H.-S. Sim, and M. Yamamoto, Nature **579**, 210 (2020).
  - [18] M. Grobis, I. G. Rau, R. M. Potok, H. Shtrikman, and D. Goldhaber-Gordon, Phys. Rev. Lett. **100**, 246601 (2008).

- [19] G. D. Scott, Z. K. Keane, J. W. Ciszek, J. M. Tour, and D. Natelson, *Phys. Rev. B* **79**, 165413 (2009).
- [20] O. Zarchin, M. Zaffalon, M. Heiblum, D. Mahalu, and V. Umansky, *Phys. Rev. B* **77**, 241303(R) (2008).
- [21] T. Delattre, C. Feuillet-Palma, L. G. Herrmann, P. Morfin, J.-M. Berroir, G. Fève, B. Plaçaïs, D. C. Glatli, M.-S. Choi, C. Mora, and T. Kontos, *Nat. Phys.* **5**, 208 (2009).
- [22] Y. Yamauchi, K. Sekiguchi, K. Chida, T. Arakawa, S. Nakamura, K. Kobayashi, T. Ono, T. Fujii, and R. Sakano, *Phys. Rev. Lett.* **106**, 176601 (2011).
- [23] M. Ferrier, T. Arakawa, T. Hata, R. Fujiwara, R. Delagrè, R. Weil, R. Deblock, R. Sakano, A. Oguri, and K. Kobayashi, *Nat. Phys.* **12**, 230 (2016).
- [24] T. Hata, Y. Teratani, T. Arakawa, S. Lee, M. Ferrier, R. Deblock, R. Sakano, A. Oguri, and K. Kobayashi, *Nature Communications* **12**, 3233 (2021).
- [25] C. Hsu, T. A. Costi, D. Vogel, C. Wegeberg, M. Mayor, H. S. J. van der Zant, and P. Gehring, *Phys. Rev. Lett.* **128**, 147701 (2022).
- [26] A. Svilans, M. Josefsson, A. M. Burke, S. Fahlvik, C. Thelander, H. Linke, and M. Leijnse, *Phys. Rev. Lett.* **121**, 206801 (2018).
- [27] L. I. Glazman and M. É. Raïkh, *Soviet Journal of Experimental and Theoretical Physics Letters* **47**, 452 (1988).
- [28] T. K. Ng and P. A. Lee, *Phys. Rev. Lett.* **61**, 1768 (1988).
- [29] S. Hershfield, J. H. Davies, and J. W. Wilkins, *Phys. Rev. B* **46**, 7046 (1992).
- [30] Y. Meir and N. S. Wingreen, *Phys. Rev. Lett.* **68**, 2512 (1992).
- [31] W. Izumida, O. Sakai, and S. Suzuki, *J. Phys. Soc. Japan* **70**, 1045 (2001).
- [32] A. Oguri, *Phys. Rev. B* **64**, 153305 (2001).
- [33] E. Sela and J. Malecki, *Phys. Rev. B* **80**, 233103 (2009).
- [34] A. A. Aligia, *J. Phys.: Condens. Matter* **24**, 015306 (2012).
- [35] A. A. Aligia, *Phys. Rev. B* **89**, 125405 (2014).
- [36] S. Hershfield, *Phys. Rev. B* **46**, 7061 (1992).
- [37] A. O. Gogolin and A. Komnik, *Phys. Rev. Lett.* **97**, 016602 (2006).
- [38] E. Sela, Y. Oreg, F. von Oppen, and J. Koch, *Phys. Rev. Lett.* **97**, 086601 (2006).
- [39] A. Golub, *Phys. Rev. B* **73**, 233310 (2006).
- [40] A. Oguri, R. Sakano, and T. Fujii, *Phys. Rev. B* **84**, 113301 (2011).
- [41] T. A. Costi and V. Zlatić, *Phys. Rev. B* **81**, 235127 (2010).
- [42] T. A. Costi, A. C. Hewson, and V. Zlatić, *J. Phys.: Condens. Matter* **6**, 2519 (1994).
- [43] T. A. Costi, *Phys. Rev. B* **100**, 155126 (2019).
- [44] C. Mora, P. Vitushinsky, X. Leyronas, A. A. Clerk, and K. Le Hur, *Phys. Rev. B* **80**, 155322 (2009).
- [45] C. Mora, *Phys. Rev. B* **80**, 125304 (2009).
- [46] C. Mora, C. P. Moca, J. von Delft, and G. Zaránd, *Phys. Rev. B* **92**, 075120 (2015).
- [47] M. Filippone, C. P. Moca, A. Weichselbaum, J. von Delft, and C. Mora, *Phys. Rev. B* **98**, 075404 (2018).
- [48] A. Oguri and A. C. Hewson, *Phys. Rev. Lett.* **120**, 126802 (2018).
- [49] A. Oguri and A. C. Hewson, *Phys. Rev. B* **97**, 045406 (2018).
- [50] A. Oguri and A. C. Hewson, *Phys. Rev. B* **97**, 035435 (2018).
- [51] D. B. Karki, C. Mora, J. von Delft, and M. N. Kiselev, *Phys. Rev. B* **97**, 195403 (2018).
- [52] D. B. Karki and M. N. Kiselev, *Phys. Rev. B* **96**, 121403 (2017).
- [53] C. P. Moca, C. Mora, I. Weymann, and G. Zaránd, *Phys. Rev. Lett.* **120**, 016803 (2018).
- [54] Y. Teratani, R. Sakano, and A. Oguri, *Phys. Rev. Lett.* **125**, 216801 (2020).
- [55] A. Oguri, Y. Teratani, K. Tsutsumi, and R. Sakano, *Phys. Rev. B* **105**, 115409 (2022).
- [56] K. Tsutsumi, Y. Teratani, R. Sakano, and A. Oguri, *Phys. Rev. B* **104**, 235147 (2021).
- [57] K. Tsutsumi, Y. Teratani, K. Motoyama, R. Sakano, and A. Oguri, *Phys. Rev. B* **108**, 045109 (2023).
- [58] Y. Teratani, K. Tsutsumi, K. Motoyama, R. Sakano, and A. Oguri, *Phys. Rev. B* **110**, 035308 (2024).
- [59] E. A. Laird, F. Kuemmeth, G. A. Steele, K. Grove-Rasmussen, J. Nygård, K. Flensberg, and L. P. Kouwenhoven, *Rev. Mod. Phys.* **87**, 703 (2015).
- [60] S. Sasaki, S. De Franceschi, J. M. Elzerman, W. G. van der Wiel, M. Eto, S. Tarucha, and L. P. Kouwenhoven, *Nature* **405**, 764 (2000).
- [61] P. Jarillo-Herrero, J. Kong, H. S. J. van der Zant, C. Dekker, L. P. Kouwenhoven, and S. De Franceschi, *Phys. Rev. Lett.* **94**, 156802 (2005).
- [62] B. Babić, T. Kontos, and C. Schönenberger, *Phys. Rev. B* **70**, 235419 (2004).
- [63] A. Makarovski, A. Zhukov, J. Liu, and G. Finkelstein, *Phys. Rev. B* **75**, 241407 (2007).
- [64] J. P. Cleuziou, N. V. N'Guyen, S. Florens, and W. Wernsdorfer, *Phys. Rev. Lett.* **111**, 136803 (2013).
- [65] W. Izumida, O. Sakai, and Y. Shimizu, *J. Phys. Soc. Japan* **67**, 2444 (1998).
- [66] L. Borda, G. Zaránd, W. Hofstetter, B. I. Halperin, and J. von Delft, *Phys. Rev. Lett.* **90**, 026602 (2003).
- [67] M.-S. Choi, R. López, and R. Aguado, *Phys. Rev. Lett.* **95**, 067204 (2005).
- [68] M. Eto, *J. Phys. Soc. Japan* **74**, 95 (2005).
- [69] R. Sakano and N. Kawakami, *Phys. Rev. B* **73**, 155332 (2006).
- [70] F. B. Anders, *Phys. Rev. Lett.* **101**, 066804 (2008).
- [71] I. Weymann, R. Chirla, P. Trocha, and C. P. Moca, *Phys. Rev. B* **97**, 085404 (2018).
- [72] M. Filippone, C. P. Moca, G. Zaránd, and C. Mora, *Phys. Rev. B* **90**, 121406 (2014).
- [73] D. Mantelli, C. P. Moca, G. Zaránd, and M. Grifoni, *Physica E* **77**, 180 (2016).
- [74] Y. Teratani, R. Sakano, T. Hata, T. Arakawa, M. Ferrier, K. Kobayashi, and A. Oguri, *Phys. Rev. B* **102**, 165106 (2020).
- [75] R. Takayama and O. Sakai, *J. Phys. Soc. Japan* **66**, 1512 (1997).
- [76] B. Alascio, R. Allub, and C. A. Balseiro, *Phys. Rev. B* **34**, 4786 (1986).
- [77] A. K. Zhuravlev, V. Y. Irkhin, and M. I. Katsnelson, *The European Physical Journal B* **55**, 377 (2007).
- [78] C. Caroli, R. Combescot, and P. Nozières, *Phys. C: Solid State Phys* **4**, 916 (1971).
- [79] G. D. Guttman, E. Ben-Jacob, and D. J. Bergman, *Phys. Rev. B* **51**, 17758 (1995).
- [80] R. Chirla and C. P. Moca, *Phys. Rev. B* **89**, 045132 (2014).
- [81] D. Pérez Daroca, P. Roura-Bas, and A. A. Aligia, *Phys. Rev. B* **97**, 165433 (2018).

- [82] A. C. Hewson, A. Oguri, and D. Meyer, *Eur. Phys. J. B* **40**, 177 (2004).
- [83] Y. Nishikawa, D. J. G. Crow, and A. C. Hewson, *Phys. Rev. B* **82**, 115123 (2010).
- [84] Y. Nishikawa, D. J. G. Crow, and A. C. Hewson, *Phys. Rev. B* **82**, 245109 (2010).
- [85] A. Oguri, *Phys. Rev. B* **85**, 155404 (2012).
- [86] A. C. Hewson, *J. Phys.: Condens. Matter* **13**, 10011 (2001).
- [87] V. V. Bazhanov, S. L. Lukyanov, and A. M. Tsvelik, *Phys. Rev. B* **68**, 094427 (2003).