

# Probabilistic Nets-within-Nets

Michael Köhler-Bußmeier<sup>[0000–0002–3074–4145]</sup>

University of Applied Science Hamburg  
 Berliner Tor 7, D-20099 Hamburg, Germany  
 michael.koehler-bussmeier@haw-hamburg.de

**Abstract.** In this paper we study HORNETS extended with firing probabilities. HORNETS are a Nets-within-Nets formalism, i.e., a Petri net formalism where the tokens are Petri nets again. Each of these net-tokens has its own firing rate, independent from the rates of other net-tokens. HORNETS provide algebraic operations to modify net-tokens during the firing. For our stochastic extension these operators could also modify the net-token’s firing rate.

We use our model to analyse self-modifying systems quantitatively. HORNETS are very well suited to model self-adaptive systems performing a MAPE-like loop (monitoring-analyse-plan-execute). Here, the system net describes the loop, and the net-tokens describe the adapted model elements.

**Keywords:** Nets-within-Nets · Discrete Markov Chains · MAPE-Loop

## 1 Introduction

HORNETS are a well-suited formalism to specify self-modification as it has inbuilt constructs to support structural modifications of Petri nets as an effect transitions firing. We use HORNETS to model the self-adaption processes in multi-agent system (cf. [26,15]) specified in SONAR [16] – forming a so-called MAPE-K-loop (short for: monitoring-analyse-plan-execute-knowledge [28]). In this application area the adaptation also includes structural modifications of the Petri net-token, at run-time; it is the system’s architecture, which is dynamic.

HORNETS [9] follow the *Nets-within-Nets* approach [27], i.e., we have Petri nets that have *nets as tokens* and we have algebraic operations on the net-tokens. A net-token is a pair  $[N, m]$ , where  $N$  is the object-net defining the topology and  $m$  is the current marking of the net-token. Firing transforms the net-token’s marking  $m$  and the algebraic operators modify the net topology  $N$ .

In this paper, we like to extend our approach by quantitative information about the relative frequencies of self-modifications. Our main contribution is the definition of *Stochastic HORNETS*, where object-nets have the form  $N^A$ ; the mapping  $A$  assigns firing rates to the object net’s transitions, which induce firing probabilities (cf. our example in Section 5).

We like to mention two special features: Firstly, we have an independent rate for each net-token  $[N^A, m]$ . Secondly, for HORNETS we could use the operators

to modify the firing rates  $\lambda$ . We exploit this feature during the monitoring phase of our self-adaptation loop. From the two specialties we obtain that the state space is more complex to analyse when compared to e.g. Stochastic Nets [20].

*Related Work* Probabilistic choices in process models go back to the work on probabilistic automata [24]. For Petri nets probability is heavily used to model the firing time distribution, like for Stochastic Nets [20]; so, the concept is more related to ‘time’ than to ‘alternatives’. However, probabilistic choices are introduced by immediate transitions and their rates for Generalised Stochastic Petri Nets (GSPN) [21]. Probabilistic Choices for Process Algebra are studied in [3]. These formalisms are also used for adaptive systems, e.g., [4] argues that self-adaptive software needs verification at run-time using model-checking [17].

However, these formalism uses ‘flat’ models; here we consider nested structures, where execution is embedded into a context, like the Ambient Calculus [7] and the  $\pi$ -calculus [22] (the process algebra perspective) or nets-within-nets [27] formalisms, like nested nets [19], elementary object systems (EOS) [11], and HORNETS [9].

Object Nets can be seen as the Petri net perspective on mobility, in contrast to the Ambient Calculus [7] or the  $\pi$ -calculus [22], which form the process algebra perspective. While probabilistic extensions exist for context-oriented process algebras (cf. [18] and [23]), to the best of our knowledge there are no such extensions for nets-within-nets.

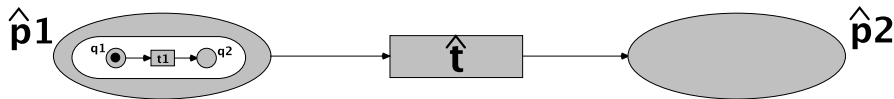
*Structure* The paper has the following structure. In Section 2 we recall the definition of HORNETS as given in previous publications. In Section 3 we present the main contribution of this paper, namely Stochastic EHORNETS. In Section 4 we show how we use this formalism to model and analyse self-adaptive systems and how the firing rates of the system-net are connected to the transformation complexity. We present an example for a MAPE-like adaption in Section 5, where we study the well-known *battle-of-sexes* coordination game. The work ends with a conclusion and an outlook to ongoing work.

## 2 Algebraic Nets-within-Nets: Hornets

We have defined HORNETS in [9] as a generalisation of our object nets [13], which follow the *nets-within-nets* paradigm as proposed by Valk [27].

In the following we will present the simplified model of *Elementary Hornets* (EHORNETS) from [10], where the nesting structure is restricted to two levels, while HORNETS [9] allow for an arbitrarily nested structure. This is done in analogy to the class of *elementary object net systems* (EOS) [13], which are the two-level specialisation of general object nets [13].

*Example 1.* With HORNETS we study Petri nets where the tokens are nets again, i.e., we have a nested marking. Assume that we have the object net  $N$  with places  $P = \{q_1, q_2\}$  and transitions  $T = \{t_1\}$ . The marking of the HORNET of Figure 1



**Fig. 1.** Nets within Nets: Nets as Tokens

is denoted by the nested multiset:  $\widehat{p}_1[N, q_1]$ . Events are also nested. We have three different kinds of events – as illustrated by the example given in Figure 1:

1. System-autonomous: The system net transition  $\widehat{t}$  fires autonomously, which moves the net-token from  $\widehat{p}_1$  to  $\widehat{p}_2$  without changing its marking.

$$\widehat{p}_1[N, q_1] \rightarrow \widehat{p}_2[N, q_1]$$

2. Object autonomous: The object net fires transition  $t_1$  “moving” the black token from  $q_1$  to  $q_2$ . The object net remains at its location  $\widehat{p}_1$ .

$$\widehat{p}_1[N, q_1] \rightarrow \widehat{p}_1[N, q_2]$$

3. Synchronisation: Whenever we add matching synchronisation inscriptions (using communication channels) at the system net transition  $\widehat{t}$  and the object net transition  $t_1$ , then both must fire synchronously: The object net is moved to  $\widehat{p}_2$  and the black token moves from  $q_1$  to  $q_2$  inside. Whenever synchronisation is specified, autonomous actions are forbidden.

For HORNETS we extend object nets with algebraic concepts that allow to modify the structure of the net-tokens as a result of a firing transition. This is a generalisation of the approach of algebraic nets [25], where algebraic data types replace the anonymous black tokens.

It is not hard to prove that the general HORNET formalism is Turing-complete: In [9] we have proven that there are several possibilities to simulate counter programs: One could use the nesting to encode counters. Another possibility is to encode counters in the algebraic structure of the net operators.

In the following we recall the definition of EHORNETS from [10]. First, we recall notations for p/t nets; then we will define the algebraic structure of the net-token and the logic used for guards. We introduce nested multisets as the marking structure. Finally, we define the firing rule, that, in general, involves a synchronisation of system net transitions with transitions of the net-tokens, i.e., we define nested events. The reader familiar with the firing rule of EHORNETS (Def. 2) can safely skip the remainder of this section.

*Multisets and P/T Nets* A multiset  $\mathbf{m}$  on the set  $D$  is a mapping  $\mathbf{m} : D \rightarrow \mathbb{N}$ . Multisets can also be represented as a formal sum in the form  $\mathbf{m} = \sum_{i=1}^n x_i$ , where  $x_i \in D$ .

Multiset addition is defined component-wise:  $(\mathbf{m}_1 + \mathbf{m}_2)(d) := \mathbf{m}_1(d) + \mathbf{m}_2(d)$ . The empty multiset  $\mathbf{0}$  is defined as  $\mathbf{0}(d) = 0$  for all  $d \in D$ . Multiset-difference  $\mathbf{m}_1 - \mathbf{m}_2$  is defined by  $(\mathbf{m}_1 - \mathbf{m}_2)(d) := \max(\mathbf{m}_1(d) - \mathbf{m}_2(d), 0)$ .

The cardinality of a multiset is  $|\mathbf{m}| := \sum_{d \in D} \mathbf{m}(d)$ . A multiset  $\mathbf{m}$  is finite if  $|\mathbf{m}| < \infty$ . The set of all finite multisets over the set  $D$  is denoted  $MS(D)$ . The *domain* of a multiset is  $dom(\mathbf{m}) := \{d \in D \mid \mathbf{m}(d) > 0\}$ .

Multiset notations are used for sets as well. The meaning will be apparent from its use.

Any mapping  $f : D \rightarrow D'$  extends to a multiset-homomorphism  $f^\# : MS(D) \rightarrow MS(D')$  by  $f^\#(\sum_{i=1}^n x_i) = \sum_{i=1}^n f(x_i)$ .

A *p/t net*  $N$  is a tuple  $N = (P, T, \mathbf{pre}, \mathbf{post})$ , such that  $P$  is a set of places,  $T$  is a set of transitions, with  $P \cap T = \emptyset$ , and  $\mathbf{pre}, \mathbf{post} : T \rightarrow MS(P)$  are the pre- and post-condition functions. A marking of  $N$  is a multiset of places:  $\mathbf{m} \in MS(P)$ . We denote the enabling of  $t$  in marking  $\mathbf{m}$  by  $\mathbf{m} \xrightarrow{t}$ . Firing of  $t$  is denoted by  $\mathbf{m} \xrightarrow{t} \mathbf{m}'$ .

*Net-Algebras* We define the algebraic structure of object nets. For a general introduction of algebraic specifications cf. [8].

Let  $K$  be a set of net-types (kinds). A (many-sorted) *specification*  $(\Sigma, X, E)$  consists of a signature  $\Sigma$ , a family of variables  $X = (X_k)_{k \in K}$ , and a family of axioms  $E = (E_k)_{k \in K}$ .

A *signature* is a disjoint family  $\Sigma = (\Sigma_{k_1 \dots k_n, k})_{k_1, \dots, k_n, k \in K}$  of operators. The set of terms of type  $k$  over a signature  $\Sigma$  and variables  $X$  is denoted  $\mathbb{T}_\Sigma^k(X)$ .

We use (many-sorted) predicate logic, where the terms are generated by a signature  $\Sigma$  and formulae are defined by a family of predicates  $\Psi = (\Psi_n)_{n \in \mathbb{N}}$ . The set of formulae is denoted  $PL_\Gamma$ , where  $\Gamma = (\Sigma, X, E, \Psi)$  is the *logic structure*.

*Object Nets and Net-Algebras* Let  $\Sigma$  be a signature over  $K$ . A *net-algebra* assigns to each type  $k \in K$  a set  $\mathcal{U}_k$  of object nets – the net universe. Each object  $N \in \mathcal{U}_k, k \in K$  net is a p/t net  $N = (P_N, T_N, \mathbf{pre}_N, \mathbf{post}_N)$ . We identify  $\mathcal{U}$  with  $\bigcup_{k \in K} \mathcal{U}_k$  in the following. We assume the family  $\mathcal{U} = (\mathcal{U}_k)_{k \in K}$  to be disjoint.

The nodes of the object nets in  $\mathcal{U}_k$  are not disjoint, since the firing rule allows to transfer tokens between net tokens within the same set  $\mathcal{U}_k$ . Such a transfer is possible, if we assume that all nets  $N \in \mathcal{U}_k$  have the same set of places  $P_k$ .  $P_k$  is the place universe for all object nets of kind  $k$ .

The family of object nets  $\mathcal{U}$  is the universe of the algebra. A *net-algebra*  $(\mathcal{U}, \mathcal{I})$  assigns to each constant  $\sigma \in \Sigma_{\lambda, k}$  an object net  $\sigma^\mathcal{I} \in \mathcal{U}_k$  and to each operator  $\sigma \in \Sigma_{k_1 \dots k_n, k}$  with  $n > 0$  a mapping  $\sigma^\mathcal{I} : (\mathcal{U}_{k_1} \times \dots \times \mathcal{U}_{k_n}) \rightarrow \mathcal{U}_k$ .

A variable assignment  $\alpha = (\alpha_k : X_k \rightarrow \mathcal{U}_k)_{k \in K}$  maps each variable onto an element of the algebra. For a variable assignment  $\alpha$  the evaluation of a term  $t \in \mathbb{T}_\Sigma^k(X)$  is uniquely defined and will be denoted as  $\alpha(t)$ .

A net-algebra, such that all axioms of  $(\Sigma, X, E)$  are valid, is called *net-theory*.

*Finite Models* In general,  $P_k$  is not finite. Since we like each object net to be finite in some sense, we require that the transitions  $T_N$  of each  $N \in \mathcal{U}_k$  use only a finite subset of  $P_k$ , i.e.,  $\forall N \in \mathcal{U} : |\bullet T_N \cup T_N \bullet| < \infty$ .

A net-algebra is called *finite* if  $P_k$  is a finite set for each  $k \in K$ .

Since all nets  $N \in \mathcal{U}_k$  have the same set of places  $P_k$ , which is required to be finite for EHNETS, there is an upper bound for the cardinality of  $\mathcal{U}_k$ .

**Proposition 1 (Lemma 2.1 in [10]).** *For each  $k \in K$  the cardinality of each net universe  $\mathcal{U}_k$  is bound as follows:  $|\mathcal{U}_k| \leq 2^{(2^{4|P_k|})}$ .*

## 2.1 Nested Markings and Synchronisation

*Nested Markings* A marking of an eHORNET assigns to each system net place one or many net-tokens. The places of the system net are typed by the function  $k : \widehat{P} \rightarrow K$ , meaning that a place  $\widehat{p}$  contains net-tokens of kind  $k(\widehat{p})$ . Since the net-tokens are instances of object nets, a *marking* is a *nested* multiset of the form:

$$\mu = \sum_{i=1}^n \widehat{p}_i[N_i, M_i] \quad \text{where} \quad \widehat{p}_i \in \widehat{P}, N_i \in \mathcal{U}_{k(\widehat{p}_i)}, M_i \in MS(P_{N_i}), n \in \mathbb{N}$$

Each addend  $\widehat{p}_i[N_i, M_i]$  denotes a net-token on the place  $\widehat{p}_i$  that has the structure of the object net  $N_i$  and the marking  $M_i \in MS(P_{N_i})$ . The set of all nested multisets is denoted as  $\mathcal{M}_H$ . We define the partial order  $\sqsubseteq$  on nested multisets by setting  $\mu_1 \sqsubseteq \mu_2$  iff  $\exists \mu : \mu_2 = \mu_1 + \mu$ .

*Projections* The projection  $\Pi_N^1(\mu)$  is the multiset of all system-net places that contain the object net  $N$ :

$$\Pi_N^1 \left( \sum_{i=1}^n \widehat{p}_i[N_i, M_i] \right) := \sum_{i=1}^n \mathbf{1}_N(N_i) \cdot \widehat{p}_i \quad (1)$$

where the indicator function  $\mathbf{1}_N$  is defined as:  $\mathbf{1}_N(N_i) = 1$  iff  $N_i = N$ .

Analogously, the projection  $\Pi_N^2(\mu)$  is the multiset of all net-tokens' markings (that belong to the object net  $N$ ):

$$\Pi_N^2 \left( \sum_{i=1}^n \widehat{p}_i[N_i, M_i] \right) := \sum_{i=1}^n \mathbf{1}_k(N_i) \cdot M_i \quad (2)$$

The projection  $\Pi_k^2(\mu)$  is the sum of all net-tokens' markings belonging to the same type  $k \in K$ :

$$\Pi_k^2(\mu) := \sum_{N \in \mathcal{U}_k} \Pi_N^2(\mu) \quad (3)$$

*Synchronisation* The transitions in an HORNET are labelled with synchronisation inscriptions. We assume a fixed set of channels  $C = (C_k)_{k \in K}$ .

- The function family  $\widehat{l}_\alpha = (\widehat{l}_\alpha^k)_{k \in K}$  defines the synchronisation constraints. Each transition of the system net is labelled with a multiset  $\widehat{l}^k(\widehat{t}) = (e_1, c_1) + \dots + (e_n, c_n)$ , where the expression  $e_i \in \mathbb{T}_\Sigma^k(X)$  describes the called object net and  $c_i \in C_k$  is a channel. The intention is that  $\widehat{t}$  fires synchronously with a multiset of object net transitions with the same multiset of labels. (Since we like to express that we synchronise with net-tokens from the preset, we usually choose the  $e_i$  as one an addend from  $\mathbf{pre}(\widehat{t})(\widehat{p})$  for some  $\widehat{p}$ , but this is

not enforced as a formal restriction.) Each variable assignment  $\alpha$  generates the function  $\widehat{l}_\alpha^k(\widehat{t})$  defined as:

$$\widehat{l}_\alpha^k(\widehat{t})(N) := \sum_{\substack{1 \leq i \leq n \\ \alpha(e_i) = N}} c_i \quad \text{for} \quad \widehat{l}^k(\widehat{t}) = \sum_{1 \leq i \leq n} (e_i, c_i) \quad (4)$$

Each function  $\widehat{l}_\alpha^k(\widehat{t})$  assigns to each object net  $N$  a multiset of channels.

- For each  $N \in \mathcal{U}_k$  the function  $l_N$  assigns to each transition  $t \in T_N$  either a channel  $c \in C_k$  or  $\perp_k$ , whenever  $t$  fires without synchronisation, i.e., autonomously.

## 2.2 Elementary HORNETS

*System Net* Assume we have a fixed logic  $\Gamma = (\Sigma, X, E, \Psi)$  and a net-theory  $(\mathcal{U}, \mathcal{I})$ . An *elementary higher-order object net* (EHORNET) is composed of a system net  $\widehat{N}$  and the set of object nets  $\mathcal{U}$ . W.l.o.g. we assume  $\widehat{N} \notin \mathcal{U}$ . To guarantee finite algebras for EHORNETS, we require that the net-theory  $(\mathcal{U}, \mathcal{I})$  is finite, i.e., each place universe  $P_k$  is finite. The system net is a net  $\widehat{N} = (\widehat{P}, \widehat{T}, \mathbf{pre}, \mathbf{post}, \widehat{G})$ , where each arc is labelled with a multiset of terms:  $\mathbf{pre}, \mathbf{post} : \widehat{T} \rightarrow (\widehat{P} \rightarrow MS(\mathbb{T}_\Sigma(X)))$ . Each transition is labelled by a guard predicate  $\widehat{G} : \widehat{T} \rightarrow PL_\Gamma$ . The places of the system net are typed by the function  $k : \widehat{P} \rightarrow K$ . As a typing constraint we have that each arc inscription has to be a multiset of terms that are all of the kind that is assigned to the arc's place:

$$\mathbf{pre}(\widehat{t})(\widehat{p}), \quad \mathbf{post}(\widehat{t})(\widehat{p}) \in MS(\mathbb{T}_\Sigma^{k(\widehat{p})}(X)) \quad (5)$$

For each variable binding  $\alpha$  we obtain the evaluated functions  $\mathbf{pre}_\alpha, \mathbf{post}_\alpha : \widehat{T} \rightarrow (\widehat{P} \rightarrow MS(\mathcal{U}))$  in the obvious way.

**Definition 1 (Elementary Hornet, EHORNET).** *Assume a fixed many-sorted predicate logic  $\Gamma = (\Sigma, X, E, \Psi)$ .*

*An elementary HORNET is a tuple  $EH = (\widehat{N}, \mathcal{U}, \mathcal{I}, k, l, \mu_0)$  such that:*

1.  $\widehat{N}$  is an algebraic net, called the system net.
2.  $(\mathcal{U}, \mathcal{I})$  is a finite net-theory for the logic  $\Gamma$ .
3.  $k : \widehat{P} \rightarrow K$  is the typing of the system net places.
4.  $l = (\widehat{l}, l_N)_{N \in \mathcal{U}}$  is the labelling.
5.  $\mu_0 \in \mathcal{M}_H$  is the initial marking.

*Example 2.* We will illustrate Def. 1 with the example given in Figure 2. We assume that we have one net type:  $K = \{\text{WFN}\}$ . We have only one operator  $\parallel$  for parallel composition:  $\parallel \in \Sigma_{\text{WFN}^2, \text{WFN}}$ . The operator is interpreted by  $\mathcal{I}$  as the usual AND operation on workflow nets. We have the universe with three object nets:  $\mathcal{U}_{\text{WFN}} = \{N_1, N_2, N_3\}$ . All places of the system net have the same type, i.e.,  $k(\widehat{p}) = k(\widehat{q}) = k(\widehat{r}) = \text{WFN}$ . The structure of the system net  $\widehat{N}$  and the object nets is given the usual way as shown in Fig. 2. This EHORNET uses no communication channels, i.e., all events occur autonomously:  $\widehat{l}_\alpha^k = \mathbf{0}$  and  $l_N(t) = \perp_k$ . In the initial marking we consider a EHORNET with two nets  $N_1$  and  $N_2$  as tokens (as shown on the left):  $\mu_0 = \widehat{p}[N_1, v] + \widehat{q}[N_2, s]$ .

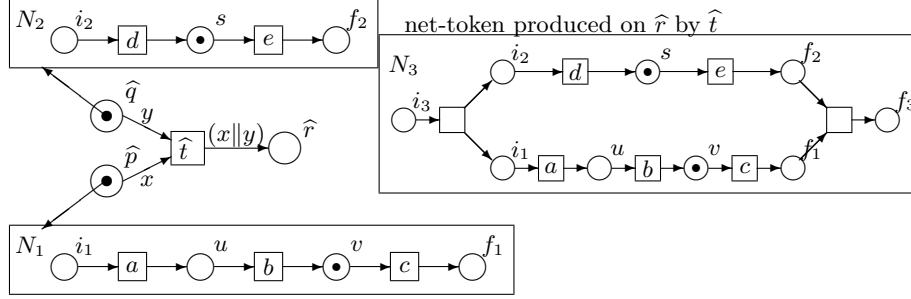


Fig. 2. Modification of the Net-Token's Structure.

### 2.3 Events and Firing Rule

*Events* The synchronisation labelling generates the set of system events  $\Theta$ . We have three kinds of events:

1. Synchronised firing: There is at least one object net that has to be synchronised, i.e., there is a  $N$  such that  $\widehat{l}(\widehat{t})(N)$  is not empty. Such an event is a pair  $\theta = \widehat{t}^\alpha[\vartheta]$ , where  $\widehat{t}$  is a system net transition,  $\alpha$  is a variable binding, and  $\vartheta$  is a function that maps each object net to a multiset of its transitions, i.e.,  $\vartheta(N) \in MS(T_N)$ . It is required that  $\widehat{t}$  and  $\vartheta(N)$  have matching multisets of labels, i.e.,  $\widehat{l}(\widehat{t})(N) = l_N^\sharp(\vartheta(N))$  for all  $N \in \mathcal{U}$ . (Remember that  $l_N^\sharp$  denotes the multiset extension of  $l_N$ .) The intended meaning is that  $\widehat{t}$  fires synchronously with all the object net transitions  $\vartheta(N), N \in \mathcal{U}$ .
2. System-autonomous firing: The transition  $\widehat{t}$  of the system net fires autonomously, whenever  $\widehat{l}(\widehat{t})$  is the empty multiset  $\mathbf{0}$ . We consider system-autonomous firing as a special case of synchronised firing generated by the function  $\vartheta_{id}$ , defined as  $\vartheta_{id}(N) = \mathbf{0}$  for all  $N \in \mathcal{U}$ .
3. Object autonomous firing: An object net transition  $t$  in  $N$  fires autonomously, whenever  $l_N(t) = \perp_k$ . Object autonomous events are denoted as  $id_{\widehat{p}, N}[\vartheta_t]$ , where  $\vartheta_t(N') = \{t\}$  if  $N = N'$  and  $\mathbf{0}$  otherwise. The meaning is that in object net  $N$  fires  $t$  autonomously within the place  $\widehat{p}$ .

For the sake of uniformity we define for an arbitrary binding  $\alpha$ :

$$\mathbf{pre}_\alpha(id_{\widehat{p}, N})(\widehat{p}')(N') = \mathbf{post}_\alpha(id_{\widehat{p}, N})(\widehat{p}')(N') = \begin{cases} 1 & \text{if } \widehat{p}' = \widehat{p} \wedge N' = N \\ 0 & \text{otherwise.} \end{cases}$$

We extend the guard function to these pseudo transitions by setting  $\widehat{G}(id_{\widehat{p}, N}) := \text{TRUE}$ .

The set of all *events* generated by the labelling  $l$  is  $\Theta_l := \Theta_1 \cup \Theta_2$ , where  $\Theta_1$  contains synchronous events (including system-autonomous events as a special case) and  $\Theta_2$  contains the object autonomous events:

$$\begin{aligned}\Theta_1 &:= \left\{ \widehat{\tau}^\alpha[\vartheta] \mid \forall N \in \mathcal{U} : \widehat{l}_\alpha(\widehat{t})(N) = l_N^\#(\vartheta(N)) \right\} \\ \Theta_2 &:= \left\{ id_{\widehat{p},N}[\vartheta_t] \mid \widehat{p} \in \widehat{P}, N \in \mathcal{U}_{k(\widehat{p})}, t \in T_N \right\}\end{aligned}\quad (6)$$

*Firing Rule* A system event  $\theta = \widehat{\tau}^\alpha[\vartheta]$  removes net-tokens together with their individual internal markings. Firing the event replaces a nested multiset  $\lambda \in \mathcal{M}_H$  that is part of the current marking  $\mu$ , i.e.,  $\lambda \sqsubseteq \mu$ , by the nested multiset  $\rho$ . The enabling condition is expressed by the *enabling predicate*  $\phi_{EH}$  (or just  $\phi$  whenever  $EH$  is clear from the context):

$$\begin{aligned}\phi_{EH}(\widehat{\tau}^\alpha[\vartheta], \lambda, \rho) &\iff \forall k \in K : \\ &\forall \widehat{p} \in k^{-1}(k) : \forall N \in \mathcal{U}_k : \Pi_N^1(\lambda)(\widehat{p}) = \mathbf{pre}_\alpha(\widehat{\tau})(\widehat{p})(N) \wedge \\ &\forall \widehat{p} \in k^{-1}(k) : \forall N \in \mathcal{U}_k : \Pi_N^1(\rho)(\widehat{p}) = \mathbf{post}_\alpha(\widehat{\tau})(\widehat{p})(N) \wedge \\ &\Pi_k^2(\lambda) \geq \sum_{N \in \mathcal{U}_k} \mathbf{pre}_N^\#(\vartheta(N)) \wedge \\ &\Pi_k^2(\rho) = \Pi_k^2(\lambda) + \sum_{N \in \mathcal{U}_k} \mathbf{post}_N^\#(\vartheta(N)) - \mathbf{pre}_N^\#(\vartheta(N))\end{aligned}\quad (7)$$

The predicate  $\phi_{EH}$  has the following meaning:

- Conjunct (1) states that the removed sub-marking  $\lambda$  contains on  $\widehat{p}$  the right number of net-tokens, that are removed by  $\widehat{\tau}$ .
- Conjunct (2) states that generated sub-marking  $\rho$  contains on  $\widehat{p}$  the right number of net-tokens, that are generated by  $\widehat{\tau}$ .
- Conjunct (3) states that the sub-marking  $\lambda$  enables all synchronised transitions  $\vartheta(N)$  in the object  $N$ .
- Conjunct (4) states that the marking of each object net  $N$  is changed according to the firing of the synchronised transitions  $\vartheta(N)$ .

Note that conjuncts (1) and (2) assure that only net-tokens relevant for the firing are included in  $\lambda$  and  $\rho$ . Conditions (3) and (4) allow for additional tokens in the net-tokens.

For system-autonomous events  $\widehat{t}^\alpha[\vartheta_{id}]$  the enabling predicate  $\phi_{EH}$  can be simplified further: Conjunct (3) is always true since  $\mathbf{pre}_N(\vartheta_{id}(N)) = \mathbf{0}$ . Conjunct (4) simplifies to  $\Pi_k^2(\rho) = \Pi_k^2(\lambda)$ , which means that no token of the object nets get lost when a system-autonomous events fires.

Analogously, for an object autonomous event  $\widehat{\tau}[\vartheta_t]$  we have an idle-transition  $\widehat{\tau} = id_{\widehat{p},N}$  and  $\vartheta = \vartheta_t$  for some  $t$ . Conjunct (1) and (2) simplify to  $\Pi_{N'}^1(\lambda) = \widehat{p} = \Pi_{N'}^1(\rho)$  for  $N' = N$  and to  $\Pi_{N'}^1(\lambda) = \mathbf{0} = \Pi_{N'}^1(\rho)$  otherwise. This means that  $\lambda = \widehat{p}[M]$ ,  $M$  enables  $t$ , and  $\rho = \widehat{p}[M - \mathbf{pre}_N(\widehat{t}) + \mathbf{post}_N(\widehat{t})]$ .

**Definition 2 (Firing Rule).** *Let  $EH$  be an EHORNET and  $\mu, \mu' \in \mathcal{M}_H$  markings.*

- The event  $\widehat{\tau}^\alpha[\vartheta]$  is enabled in  $\mu$  for the mode  $(\lambda, \rho) \in \mathcal{M}_H^2$  iff  $\lambda \sqsubseteq \mu \wedge \phi_{EH}(\widehat{\tau}[\vartheta], \lambda, \rho)$  holds and the guard  $\widehat{G}(\widehat{t})$  holds, i.e.,  $E \models_{\widehat{\tau}} \widehat{G}(\widehat{\tau})$ .
- An event  $\widehat{\tau}^\alpha[\vartheta]$  that is enabled in  $\mu$  can fire – denoted  $\mu \xrightarrow[\text{EH}]{\widehat{\tau}^\alpha[\vartheta](\lambda, \rho)} \mu'$ .
- The resulting successor marking is defined as  $\mu' = \mu - \lambda + \rho$ .



*Firing is extended to sequences  $w \in \Theta_t^*$  in the usual way.*

Note that the firing rule has no a-priori decision how to distribute the marking on the generated net-tokens. Therefore we need the mode  $(\lambda, \rho)$  to formulate the firing of  $\hat{\tau}^\alpha[\vartheta]$  in a functional way.

*Example 3.* We will illustrate the firing rule considering the HORNET from Fig. 2 again. To model a run-time adaption, we combine  $N_1$  and  $N_2$  resulting in the net  $N_3 = (N_1 \parallel N_2)$ . This modification is modelled by system net transition  $\hat{t}$  of the HORNET. In a binding  $\alpha$  with  $x \mapsto N_1$  and  $y \mapsto N_2$  the transition  $t$  is enabled. Let  $(x \parallel y)$  evaluate to  $N_3$  for  $\alpha$ . When  $\hat{t}$  fires it removes the two net-tokens from  $\hat{p}$  and  $\hat{q}$  and generates one new net-token on place  $\hat{r}$ . This is the event  $\theta_1 = \hat{t}^\alpha[\vartheta]$ , where  $\vartheta = \vartheta_{id}$ . The net-token generated on  $\hat{r}$  has the structure of  $N_3$  and its marking is obtained as a transfer from the token on  $v$  in  $N_1$  and the token on  $s$  in  $N_2$  into  $N_3$ :

$$\hat{p}[N_1, v] + \hat{q}[N_2, s] \xrightarrow{\theta_1} \hat{r}[(N_1 \parallel N_2), s + v]$$

This transfer is possible since all the places of  $N_1$  and  $N_2$  are also places in  $N_3$  and tokens can be transferred in the obvious way.

It is also possible that the net-tokens fire object autonomously. E.g., the net-token on place  $\hat{q}$  enables the object net transition  $e$  in  $\mu_0$ , i.e., the event  $\theta_2 = id_{\hat{q}, N_2}[\vartheta_e]$ :

$$\hat{p}[N_1, v] + \hat{q}[N_2, s] \xrightarrow{\theta_2} \hat{p}[N_1, v] + \hat{q}[N_2, f_2]$$

Analogously, the net-token on  $\hat{p}$  enables the transition  $c$ .

### 3 Stochastic Extensions of EHORNETS

Let  $EH = (\hat{N}, \mathcal{U}, \mathcal{I}, k, \Theta, \mu_0)$  be an EHORNET. The *reachability graph*  $RG(EH) = (V, E, \mu_0)$  contains all nested markings  $V = RS(EH)$  as vertices (or nodes),  $E = \{(\mu, \theta, \mu') \mid \mu \xrightarrow{\theta} \mu'\}$  as edges and the initial marking  $\mu_0$  as a distinguished node. We equip the EHORNET model with a *rate* function  $\Lambda : \Theta \rightarrow \mathbb{R}^{>0}$  that assigns firing rates to events  $\theta \in \Theta$ .

**Definition 3.** A stochastic EHORNET  $SEH = (EH, \Lambda)$  is given by an EHORNET  $EH$  and a firing rate  $\Lambda : \Theta \rightarrow \mathbb{R}^{>0}$ .

*Stochastic EHORNETS: Event-Based Probabilities* For Stochastic Petri nets (SPN) [20] the usual way to derive probabilities from these rates is to normalise over all transitions enabled in a given marking. In the following we extend this idea to nested events of EHORNETS. Let  $En(\mu) := \{\theta \in \Theta \mid \mu \xrightarrow{\theta}\}$  be the set of all events enabled in the nested marking  $\mu$ . Then, the probability of firing  $\theta \in En(\mu)$  is proportional to its rate  $\Lambda(\theta) \in \mathbb{R}^{>0}$ . For EHORNETS we define the firing probability as:

$$Pr_\mu(\theta) := \frac{\Lambda(\theta)}{\sum_{\theta \in En(\mu)} \Lambda(\theta)} \quad (8)$$

For an arc  $(\mu, \theta, \mu')$  in the reachability graph  $RG(EH) = (V, E, \mu_0)$  we define

$$Pr((\mu, \theta, \mu')) := Pr_\mu(\theta) \quad (9)$$

These probabilities turn the reachability graph into a (discrete) Markov chain.

**Definition 4.** Let  $SEH = (EH, \Lambda)$  be a stochastic EHORNET.

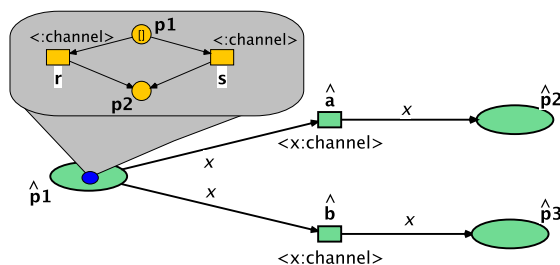
The induced discrete Markov chain is  $DMC(SEH) = (V, E, Pr, \mu_0)$ , where  $RG(EH) = (V, E, \mu_0)$  is the reachability graph of  $EH$ .

The induced discrete Markov chain is defined in a ‘global’ fashion since it considers rates  $\Lambda(\theta)$  of events and these events are generated as a synchronisation of transitions from both, system- and object-net. In the following we like to derive these rates from those of the transitions being involved in the event.

*Stochastic EHORNETS: Nested Firing Rates* We can calculate the rates of an event by assigning rates to the system net and to the object nets: Firing rates  $\Lambda(\hat{t})$  for the system net and  $\Lambda(t)$  for the object nets. Consider the event  $\theta = \hat{\tau}^\alpha[\vartheta]$ . Here the system net transition  $\hat{\tau}$  is synchronised with a multiset of transitions  $\vartheta(N)$  for each object net  $N$ . (Here,  $\vartheta(N) = \mathbf{0}$  whenever the event does not synchronise with the object net  $N$ .)

The rate of the event is generated from the system net and object net rate done by the following *product rule* that multiplies all the rates occurring in the event  $\theta$  to describe the conjunction of all transitions:

$$\Lambda_{pr}(\theta) := \Lambda(\hat{\tau}) \cdot \prod_{k \in K} \prod_{N \in \mathcal{U}_k} \prod_{t \in T_N} (\Lambda_N(t))^{|\vartheta(N)(t)|} \quad (10)$$



**Fig. 3.** A Stochastic EHORNET

*Example 4.* For the example of Figure 3 we have two system-net transition  $\hat{a}$  and  $\hat{b}$  in conflict. They have to synchronise either with the object net transition  $r$  or  $s$ . From the perspective of synchronisation we have a symmetric situation here. We have the events:  $\hat{a}[N \mapsto r]$ ,  $\hat{b}[N \mapsto s]$ ,  $\hat{b}[N \mapsto r]$ , and  $\hat{a}[N \mapsto s]$ .

Assume the following rates:  $\Lambda(\hat{a}) = 2$ ,  $\Lambda(\hat{b}) = 3$ ,  $\Lambda(r) = 5$ , and  $\Lambda(s) = 7$ . From (8) we obtain the firing probability for e.g.  $\hat{a}[N \mapsto r]$  as

$$\begin{aligned} Pr(\hat{a}[N \mapsto r]) &= \frac{\Lambda(\hat{a}) \cdot \Lambda(r)}{\Lambda(\hat{a}) \cdot \Lambda(r) + \Lambda(\hat{a}) \cdot \Lambda(s) + \Lambda(\hat{b}) \cdot \Lambda(r) + \Lambda(\hat{b}) \cdot \Lambda(s)} \\ &= \frac{2 \cdot 5}{2 \cdot 5 + 2 \cdot 7 + 3 \cdot 5 + 3 \cdot 7} = \frac{10}{60} = 0,166.. \end{aligned}$$

The symmetry in the synchronisation leads to a symmetry in probabilities; e.g.; the probability to fire the system-net transition  $\hat{a}$  with any possible object-net transition is:

$$\begin{aligned} &\frac{\Lambda(\hat{a}) \cdot \Lambda(r) + \Lambda(\hat{a}) \cdot \Lambda(s)}{\Lambda(\hat{a}) \cdot \Lambda(r) + \Lambda(\hat{a}) \cdot \Lambda(s) + \Lambda(\hat{b}) \cdot \Lambda(r) + \Lambda(\hat{b}) \cdot \Lambda(s)} \\ = &\frac{\Lambda(\hat{a}) \cdot (\Lambda(r) + \Lambda(s))}{\Lambda(\hat{a}) \cdot (\Lambda(r) + \Lambda(s)) + \Lambda(\hat{b}) \cdot (\Lambda(r) + \Lambda(s))} = \frac{\Lambda(\hat{a})}{\Lambda(\hat{a}) + \Lambda(\hat{b})} \end{aligned}$$

This is the firing probability one would expect when considering the system-net alone.

We have an analogous situation for the object. Let us consider the probability of firing an event containing the object-net transition  $r$ :

$$\begin{aligned} &\frac{\Lambda(\hat{a}) \cdot \Lambda(r) + \Lambda(\hat{b}) \cdot \Lambda(r)}{\Lambda(\hat{a}) \cdot \Lambda(r) + \Lambda(\hat{a}) \cdot \Lambda(s) + \Lambda(\hat{b}) \cdot \Lambda(r) + \Lambda(\hat{b}) \cdot \Lambda(s)} \\ = &\frac{(\Lambda(\hat{a}) + \Lambda(\hat{b})) \cdot \Lambda(r)}{(\Lambda(\hat{a}) + \Lambda(\hat{b})) \cdot \Lambda(r) + (\Lambda(\hat{a}) + \Lambda(\hat{b})) \cdot \Lambda(s)} = \frac{\Lambda(r)}{\Lambda(r) + \Lambda(s)} \end{aligned}$$

This is the firing probability when considering the object-net alone.

Note, that this effect is due to the symmetry in synchronisation; whenever the system-net transitions would have different synchronisation partners the probabilities would be different. Assume that e.g.  $\hat{b}$  has much more synchronisation partners than  $\hat{a}$ , then the probability of events containing  $\hat{a}$  would have been dominated by the events containing  $\hat{b}$ .

## 4 Modeling Self-Adaptive Systems

Usually, EHORNETS are used to specify self-modifying systems. In the following we like to show that for these scenarios the firing rates can be naturally derived, i.e., models of self-adaptive systems based on EHORNETS can be extended to Stochastic EHORNETS in an automated way

In the following, we consider a very common scenario, where the system-net describes the MAPE-loop of adaption (monitor-analyse-plan-execute [28]), while the object-nets are workflow nets [1] composed by basic process algebraic operations, like sequence, and-composition, and xor-choices. For workflow nets we have natural candidates for the rates  $\Lambda(t)$  in the object-nets – we usually derive them from execution logs, i.e. by monitoring data. Here, rates are used to describe probabilities of xor-branches.

Note, that for the object-nets there is no need for an additional concept as we can easily integrate the rates into the structure of the net-token: Object Nets

are pairs of the net topology  $N$  and the firing rate  $\Lambda$ , denoted  $N^\Lambda$ . The mapping  $\Lambda$  assigns firing rates to transitions. Therefore, we have an independent rate for each net-token  $[N^\Lambda, m]$ .

When we have self-modifying systems, the transitions  $\hat{t}$  in the system-net describe transformations of these workflows. The rates  $\Lambda(\hat{t})$  should describe the probability of executing the transformation that is described by the system-net transition  $\hat{t}$  during the MAPE-loop. When considering self-adaptive systems we like to express that there is an relationship between the complexity of an adaption and its probability. The motivations for this is that transformations have to be evaluated during some kind of planning process and transformations that are less complex are usually more frequently considered during this planning.

For EHORNETS we have natural candidates that describe the *transformation complexity*: the guard  $\hat{G}(\hat{t})$  and the arc inscriptions  $\mathbf{pre}(\hat{t})(\hat{p})$  and  $\mathbf{post}(\hat{t})(\hat{p})$ . The transformation complexity of a system-net transition  $\hat{t}$  is the number of operations  $\|\cdot\|$  occurring in its arc inscriptions and guards:

$$TC(\hat{t}) := \|\hat{G}(\hat{t})\| + \sum_{\hat{p} \in \hat{P}} \|\mathbf{pre}(\hat{t})(\hat{p})\| + \sum_{\hat{p} \in \hat{P}} \|\mathbf{post}(\hat{t})(\hat{p})\| \quad (11)$$

The idea to derive the firing rate from  $TC(\hat{t})$  is straightforward: Since the search space for planning grows exponentially in the number of transformation operators, we define that the rates drop exponentially, too:

$$\Lambda_{mape}(\hat{t}) := \gamma^{TC(\hat{t})}, \quad \gamma \in [0; 1] \quad (12)$$

Here,  $\gamma$  is a meta-parameter that specifies the discount for the planning horizon. Note, in this MAPE-loop setting the firing rates are directly derived from the model without any need for extra modeling effort. Thus, (12) turns an qualitative EHORNET into a quantitative stochastic model – and this for free.

## 5 Example: Modelling Adaption in a Coordination Game

The following example for a self-adaptive system is based on the battle-of-sexes scenario, which is well-known in game theory. Two agents, named 0 and 1, must choose between two actions, labelled as  $a_i$  and  $b_i$ ,  $i = 0, 1$ . They receive a positive reward if they choose the same action and zero otherwise.

In this game, the first agent prefers action  $a$ , while the second prefers  $b$ . If we assume that the reward for the preferred outcome is three times higher than for the other, then the game is specified by the following payoff matrix.

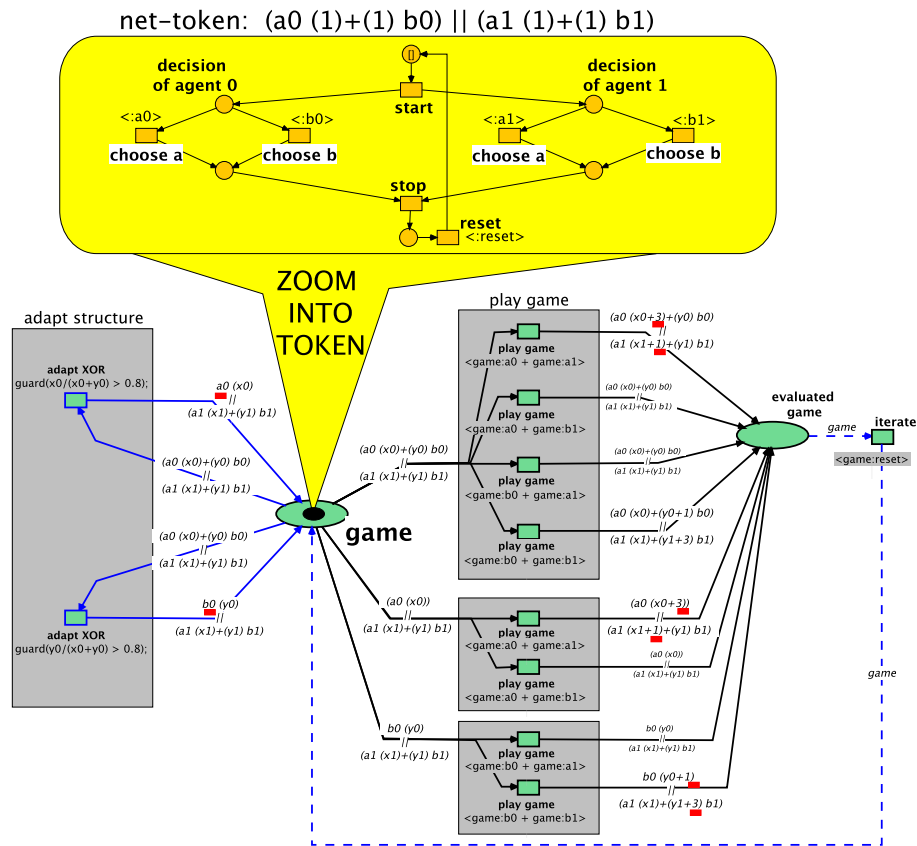
	$a_1$	$b_1$
$a_0$	(3, 1)	(0, 0)
$b_0$	(0, 0)	(1, 3)

Let  $(a^{(A)} \oplus^{(B)} b)$  describe the xor-choice between action  $a$  and  $b$  where  $\Lambda(a) = A$  and  $\Lambda(b) = B$ . The object net that models this game is shown as a net-token in Fig. 4; it is a parallel composition (denoted by  $\_ \parallel \_$ ) of two choices:

$$N_1^\Lambda = (a_0^{(A_0)} \oplus^{(B_0)} b_0) \parallel (a_1^{(A_1)} \oplus^{(B_1)} b_1)$$

The system net observes the decision history and adapts by modifying the rates (cf. the EHORNET in Fig. 4). We have four transitions named **play game** on the right side corresponding to the four different ways of choosing the actions. We give the payoff as a reward signal to the agents. (There might be more appropriate ways of adapting, but for this simple example we do not care about the efficiency of the learning process.) For example, when the agents play  $(a_0, a_1)$  then we update the rates in the the workflow by the payoff  $(3, 1)$  and we obtain:

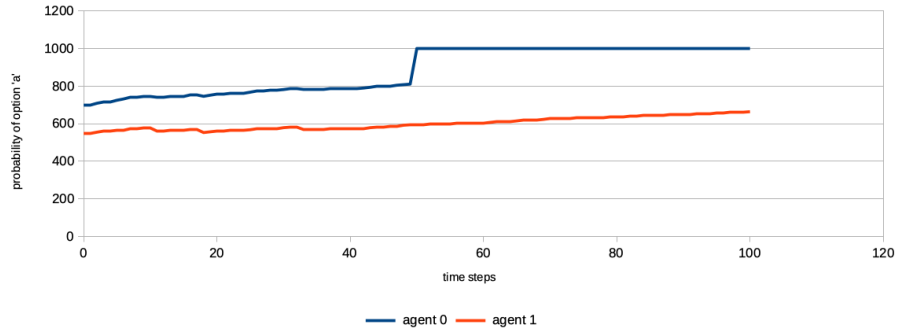
$$N_2^A = (a_0^{A_0+3} \oplus^{B_0} b_0) \parallel (a_1^{A_1+1} \oplus^{B_1} b_1)$$



**Fig. 4.** The EHORNET: System-Net containing the Battle-of-Sexes Interaction (right) and the Structural Adaption Logic (left)

We have another source of adaption in the system net: Choices which are chosen quite regularly over a longer time period are converted into fixed structures without choice by the two transitions named **adapt XOR** on the left-hand side. In

this example the transformation is allowed whenever  $a_0$  is chosen in more than 80% of the time. This is expressed by the transition guard  $\frac{x_0}{(y_0+y_0)} > 0.8$ . Then, we obtain  $a_0 \parallel (a_1 \langle A_1 \rangle \oplus \langle B_1 \rangle b_1)$  as the modified net structure. Analogously whenever  $b_0$  dominates. (For simplicity we omit modifications whenever the second agent has a dominating option.)



**Fig. 5.** A Sample Run: The dynamics of the Probabilities of Options  $a_{0,1}$

For an example run (with initial rates  $A_0 = 70.0$ ,  $B_0 = 30.0$ ,  $A_1 = 55.0$ , and  $B_1 = 45.0$ ) the probabilities of choosing option  $a$  is given in Fig. 5. We choose  $\gamma = 0.5$  to balance the frequencies of structural modifications and rate updates. One can clearly observe that the update rule increases the probabilities in favor of options  $a_0$  and  $a_1$ . Note, the ‘jump’ at time  $t = 50$ : Here, a structural modification takes place, which sets the probability of choosing  $a_0$  to 100%.

## 6 Conclusion

In this contribution we introduced *Stochastic EHORNETS*, a Nets-within-Nets formalism, where the system net and each net-token is equipped with firing rates. Our formalism is well-suited to express quantitative aspects for self-adaptive systems. It is a typical setting that the system-net describes the adaption loop and the net-tokens describe some kind of process logic (e.g., protocols or workflow nets) that are subject to modification at run-time. For these and similar scenarios the firing rates arise naturally from the application domain: The workflows contain rates for xor-choices and for adaption events in the system net we argued that the rate is inversely proportional to the transformation complexity  $TC(\hat{t})$ .

In ongoing work we will deepen the aspect of formal analysis for these stochastic EHORNETS. A major challenge is that the state space of an EHORNET grows much faster than that of a p/t net: The reachability problem needs double exponential time even for safe EHORNETS [14,10]. At the moment we see at least two candidates for the analysis: First, we will use Maude and its in-built stochastic features (cf. [2]) to express probabilities. This will allow us to use the state space

exploration techniques as provided by Maude (which we already used for EHORNETS without firing rates [5,6]). Another candidate for analysis is the translation into GreatSPN [21], which offers powerful techniques; a major challenge here is the question how we can translate the algebraic structure of EHORNETS into a Stochastic Petri Net.

Abstractions are a complementary approach to tackle the double-exponentially growing state space of an EHORNET: We already know that EHORNET firing is preserved by projection onto the system net. Therefore, we like to study to which extend we can analyse our model when considering the – much smaller – projection of the state space alone. Additionally, we like to exploit symmetries in the structure of an EHORNET using the concept of automorphism (cf. our previous definition of EOS-automorphisms [12]).

## References

1. Aalst, W.v.d.: Verification of workflow nets. In: Azeme, P., Balbo, G. (eds.) Application and theory of Petri nets. Lecture Notes in Computer Science, vol. 1248, pp. 407–426. Springer-Verlag, Berlin Heidelberg New York (1997)
2. Agha, G.A., Meseguer, J., Sen, K.: Pmaude: Rewrite-based specification language for probabilistic object systems. *Electr. Notes Theor. Comput. Sci* **153**(2), 213–239 (2006)
3. Baeten, J.C.M., Bergstra, J.A., Smolka, S.A.: Axiomatizing probabilistic processes: Acp with generative probabilities. In: Cleaveland, W. (ed.) CONCUR '92. pp. 472–485. Springer Berlin Heidelberg, Berlin, Heidelberg (1992)
4. Calinescu, R., Ghezzi, C., Kwiatkowska, M., Mirandola, R.: Self-adaptive software needs quantitative verification at runtime. *Commun. ACM* **55**(9), 69–77 (2012). <https://doi.org/10.1145/2330667.2330686>
5. Capra, L., Köhler-Bußmeier, M.: Modelling adaptive systems with nets-within-nets in maude. In: Proceedings of the 18th International Conference on Evaluation of Novel Approaches to Software Engineering - ENASE, Prague, Czech Republic. pp. 487–496. INSTICC, SciTePress (2023). <https://doi.org/10.5220/0011860000003464>
6. Capra, L., Köhler-Bußmeier, M.: Modular rewritable Petri nets: an efficient model for dynamic distributed systems. *Theoretical Computer Science* **990**, 114397 (2024). <https://doi.org/10.1016/j.tcs.2024.114397>
7. Cardelli, L., Gordon, A.D., Ghelli, G.: Mobility types for mobile ambients. In: Proceedings of the Conference on Automata, Languages, and Programming (ICALP'99). Lecture Notes in Computer Science, vol. 1644, pp. 230–239. Springer-Verlag (1999)
8. Ehrig, H., Mahr, B.: Fundamentals of algebraic Specification. EATCS Monographs on TCS, Springer-Verlag (1985)
9. Köhler-Bußmeier, M.: Hornets: Nets within nets combined with net algebra. In: Wolf, K., Franceschinis, G. (eds.) International Conference on Application and Theory of Petri Nets (ICATPN'2009). Lecture Notes in Computer Science, vol. 5606, pp. 243–262. Springer-Verlag (2009)
10. Köhler-Bußmeier, M.: On the complexity of the reachability problem for safe, elementary Hornets. *Fundamenta Informaticae* **129**, 101–116 (2014), dedicated to the Memory of Professor Manfred Kudlek

11. Köhler-Bußmeier, M.: A survey on decidability results for elementary object systems. *Fundamenta Informaticae* **130**(1), 99–123 (2014)
12. Köhler-Bußmeier, M., Capra, L.: A “symbolic” representation of object-nets. In: 21st International Conference on Distributed Computing and Intelligent Technology, Bhubaneswar, Odisha, India (2025)
13. Köhler-Bußmeier, M., Heitmann, F.: On the expressiveness of communication channels for object nets. *Fundamenta Informaticae* **93**(1-3), 205–219 (2009)
14. Köhler-Bußmeier, M., Heitmann, F.: Complexity results for elementary Hornets. In: Colom, J.M., Desel, J. (eds.) *PETRI NETS 2013. Lecture Notes in Computer Science*, vol. 7927, pp. 150–169. Springer-Verlag (2013)
15. Köhler-Bußmeier, M., Sudeikat, J.: Studying the micro-macro-dynamics in MAPE-like adaption processes. In: *Intelligent Distributed Computing XVI. IDC 2023. Studies in Computational Intelligence*, vol. 1138. Springer-Verlag (2024). [https://doi.org/10.1007/978-3-031-60023-4\\_24](https://doi.org/10.1007/978-3-031-60023-4_24)
16. Köhler-Bußmeier, M., Wester-Ebbinghaus, M., Moldt, D.: A formal model for organisational structures behind process-aware information systems. *Transactions on Petri Nets and Other Models of Concurrency. Special Issue on Concurrency in Process-Aware Information Systems* **5460**, 98–114 (2009)
17. Kwiatkowska, M., Norman, G., Parker, D.: PRISM 4.0: Verification of probabilistic real-time systems. In: Gopalakrishnan, G., Qadeer, S. (eds.) *Proc. 23rd International Conference on Computer Aided Verification (CAV’11). LNCS*, vol. 6806, pp. 585–591. Springer (2011)
18. Kwiatkowska, M., Norman, G., Parker, D., Vigliotti, M.G.: Probabilistic mobile ambients. *Theoretical Computer Science* **410**(12), 1272–1303 (2009). <https://doi.org/10.1016/j.tcs.2008.12.058>
19. Lomazova, I.A.: Nested Petri nets – a formalism for specification of multi-agent distributed systems. *Fundamenta Informaticae* **43**(1-4), 195–214 (2000)
20. Marsan, M.A.: *Stochastic Petri nets: an elementary introduction*, pp. 1–29. Springer-Verlag, Berlin, Heidelberg (1990)
21. Marsan, M.A., Balbo, G., Conte, G., Donatelli, S., Franceschinis, G.: *Modelling with Generalized Stochastic Petri Nets. Wiley Series in Parallel Computing*, John Wiley and Sons (1995)
22. Milner, R., Parrow, J., Walker, D.: A calculus of mobile processes, parts 1-2. *Information and computation* **100**(1), 1–77 (1992)
23. Pradaliere, S., Palamidessi, C.: Expressiveness of probabilistic  $\pi$ -calculus. *Electronic Notes in Theoretical Computer Science* **164**(3), 119–136 (2006). <https://doi.org/10.1016/j.entcs.2006.07.015>
24. Rabin, M.O.: Probabilistic automata. *Information and Control* **6**(3), 230–245 (1963). [https://doi.org/10.1016/S0019-9958\(63\)90290-0](https://doi.org/10.1016/S0019-9958(63)90290-0)
25. Reisig, W.: Petri nets and algebraic specifications. *Theoretical Computer Science* **80**, 1–34 (1991)
26. Sudeikat, J., Köhler-Bußmeier, M.: On combining domain modeling and organizational modeling for developing adaptive cyber-physical systems. In: *ICAART’22* (2022)
27. Valk, R.: Object Petri nets: Using the nets-within-nets paradigm. In: Desel, J., Reisig, W., Rozenberg, G. (eds.) *Advanced Course on Petri Nets 2003. Lecture Notes in Computer Science*, vol. 3098, pp. 819–848. Springer-Verlag (2003)
28. Weyns, D.: *An Introduction to Self-Adaptive Systems: A Contemporary Software Engineering Perspective*. John Wiley & Sons Ltd (2020)