

Destabilizing a Social Network Model via Intrinsic Feedback Vulnerabilities

Lane H. Rogers¹, Emma J. Reid², and Robert A. Bridges³

Abstract—Social influence plays an important role in shaping individual opinions and actions, particularly in our digitally connected world. AI-generated, personalized content has led to serious and well-founded concerns, including United States Supreme Court Cases regarding the potential for the radicalization of individuals based on social influence. Motivated by these developments, we present a case study investigating the effects of small but intentional perturbations on the integrity of a simple social network. We employ Taylor’s classic model of social influence and use tools from robust control theory (most notably the Dynamic Structure Function (DSF)), to identify precisely the perturbations that are sufficient to qualitatively alter the system’s equilibrium and also minimal in norm. In particular, we examine two scenarios: perturbations to an existing link and perturbations taking the form of the addition of a new link to the network. In each case, we identify destabilizing perturbations and simulate their effects. Remarkably, we find that even small alterations to network structure may cause sentiments to grow in magnitude without bound, indicating the potential for large-scale shifts in collective behavior to be triggered by minor adjustments in social influence. Our findings emphasize the imperative need for further investigation into vulnerabilities in real-world social networks, where such dynamics may already exist.

I. INTRODUCTION

Social influence refers to the ways in which the opinions, sentiments, and actions of an individual are determined by the interactions they have with family, co-workers, friends, as well as content from information feeds such as news sources, advertisements, podcasts, streaming platforms, and especially social media [1]. The complex way in which our opinions and sentiments percolate through broader society is crucial to understand given the undeniable influence it wields over the formation of individual thought and action, which coalesces to determine collective thought and action. Technological advances have monotonically elevated the speed and readiness at which we may communicate our most ill-considered and unreasonable conclusions to the masses.

Notice: This manuscript has been authored by UT-Battelle, LLC, under contract DE-AC05-00OR22725 with the US Department of Energy (DOE). The US government retains and the publisher, by accepting the article for publication, acknowledges that the US government retains a nonexclusive, paid-up, irrevocable, worldwide license to publish or reproduce the published form of this manuscript, or allow others to do so, for US government purposes. DOE will provide public access to these results of federally sponsored research in accordance with the DOE Public Access Plan (<http://energy.gov/downloads/doe-public-access-plan>).

¹Lane H. Rogers is with University of Tennessee, Knoxville, Department of Mathematics, 1403 Circle Dr, Knoxville, TN 37916, USA lroger60@vols.utk.edu

²Emma J. Reid is with Oak Ridge National Laboratory, 1 Bethel Valley Road Oak Ridge, TN 37830, USA reidej@ornl.gov

³Robert A. Bridges is with AI Sweden, Lindholmspiren 11, 417 56 Göteborg, Sweden robert.bridges@ai.se

Regarding many aspects of life, this phenomenon has progressed to such an extent that the current state of affairs has little precedent in human history. Moreover, individuals are now subject to large-scale, indiscriminate data collection, which allows for tailored profiling of individuals with digital media. While AI has demonstrated promise in increasing the integrity of news delivered via social media, it has also become increasingly common for highly tailored, or even outright inaccurate AI-generated content to be delivered to each person’s insular feed of information [2], [3]. Individual claims of socially engineered radicalization to the point of terrorism resulting from the algorithmic promotion of problematic content have been the impetus behind suits that have reached the United States Supreme Court. In particular, the cases of *Twitter, Inc. v. Taamneh* and *Gonzalez v. Google LLC* exemplify this phenomenon [4], [5].

From this point of departure, we propose a simple social influence model and investigate whether or not small perturbations are capable of producing radical changes in the disposition of network agents. To accomplish this, we utilize the classical model of social influence introduced by Taylor [6], which allows n agents’ opinions to influence one another over time, and includes the effect of static sources such as mass media. Such sources influence network agents, but are not influenced in turn. The system model is simulated to determine if it reaches a terminal equilibrium state described by “community cleavage,” or the presence of dissenting opinions, important for realism. We employ a broad array of tools from robust control theory [7], as this furnishes a mathematical framework to reason about the long-term stability of this dynamic system in light of robustness to perturbation. In particular, robust control theory provides a rigorous methodology for quantifying the “magnitude” of a perturbation (using the H_∞ norm in the phase domain), and guarantees the existence of a threshold, beneath which perturbations are sufficiently small so as not to destabilize the system, i.e., alter the long-term equilibrium.

We consider two classes of perturbation. The first restricts perturbations to occur on a single existing link in the social influence graph, meaning that the non-trivial influence that one agent (already) wields over another is changed. The second case considers perturbing either a single existing link as before or, instead, introducing a single link to the influence graph. This means that we must now also incorporate into our considerations the potential introduction of an influence link where none previously existed. In both cases, we use Dynamic Structure Function (DSF) [8]–[10], a construct from robust control theory, to determine the minimal size of

a destabilizing perturbation (see Section II-B for a rigorous definition). We subsequently propose a specific perturbation satisfying the required conditions of minimality and destabilization, and proceed to simulate the altered behavior of the perturbed system.

Perhaps surprisingly, in both cases the change applied to the original equilibrium caused by the minimal perturbation is not slight. Rather, the sentiments of all agents in the perturbed networks grow without bound. Hence, our contribution may be stated as follows: an extreme shift in particular social influence systems may be realized as the result of a sufficiently “small” perturbation of the influence wielded by merely one agent. Our conclusion is an impetus to action—similar vulnerability analysis must be applied to a broad variety of social network models in order to understand if, and exactly how this phenomenon is currently present in real social networks and if it poses a genuine threat to the long-term stability of actual social networks.

II. REQUISITE BACKGROUND

Here we introduce the social network model to be analyzed and assume basic linear algebra and graph theory knowledge. Additionally, a cursory knowledge of robust control theory will prove very helpful in comprehending the following section, e.g., [7]. In this section, we introduce Taylor’s model of social network dynamics and subsequently provide a brief overview of the Dynamical Structure Function (DSF) and its role in vulnerability analysis of dynamical systems. We reference readers to prior works for the many details that elude the current scope [8], [10]–[13].

A. Taylor’s Social Network Model

Here we present Taylor’s social network model, as it will be used in our case study. We reference readers to the tutorial of Proskurnikov & Tempo [14] for a more thorough treatment.

Building on the continuous time model of social influence by Abelson [15], Taylor adds needed realism and model expressiveness by including “stubborn” agents, or “sources”—agents acting in the network who, unlike their malleable counterparts, are impervious to external influence of any kind. Taylor’s model may be summarized mathematically as

$$\dot{x} = -(L + \Gamma)x + \Gamma u.$$

Here L is the so-called Laplacian matrix of the network represented in Figure 1, with weights deriving from the influences inherent to this particular network [14]. Here Γ is a diagonal matrix satisfying

$$\gamma_{ii} = \sum_{m=1}^k p_{im} s_m \geq 0,$$

where $p_{im} \geq 0$ are “persuasibility parameters” that describe the magnitude of influence that sources s_1, \dots, s_m have on Agent i , respectively. We have nonnegativity in this instance

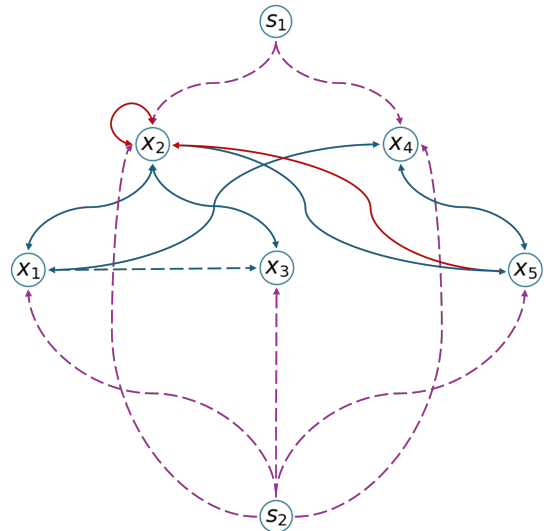


Fig. 1. Graph-theoretic representation of a simple social network with five distinct agents and two distinct constant sources. “One-way” influence is denoted with a dashed edge, while reciprocal influence (which may still be asymmetric in magnitude) is denoted by a solid edge. Source-influence is colored purple, while agent-influence is colored blue. In red, the single most vulnerable links of agent-influence are indicated (both pre-existing and created). This is to be explained in greater detail in sections III-A and III-B below. See Figure 2 for the simulated effects of the perturbed system.

since no agent in the network is free from source influence of some degree. Finally, we define

$$u_i = \gamma_{ii}^{-1} \sum_{m=1}^k p_{im} s_m,$$

where s_m are the broadcast sentiment of the sources present in the model. The trivial case in which $\gamma_{ii} = 0$ is addressed by also setting $u_i = 0$. The above may be simplified to

$$\dot{x} = Ax + b$$

where $x = [x_1, \dots, x_n]^T$ is our vector of states $x_i(t)$ quantifying the i -th agent’s opinion at time t , A is $n \times n$ providing the agents’ influence on each other, and $b = [b_1, \dots, b_n]^T$ the vector of influence from sources. Here a source has influence on some of the agents but is not influenced in turn.

Notably, the preceding social network models of Abelson [14]–[16] each suffered from a convergence of all agents to a uniform distribution of opinions—that is, total consensus. The existence of a stable equilibrium capable of sustaining dissent was made possible only in the Taylor model [6], via the inclusion of stubborn agents. The effect of the presence of stubborn agents in the model is represented by the inhomogeneous term b that provides the cumulative influence of the stubborn influences on the malleable agents.

B. Dynamical Structure Function

Given a continuous-time dynamical system of differential equations,

$$\dot{x}(t) = Ax + Bu \quad (1)$$

robust control theory provides a framework for reasoning about resilience of an asymptotic equilibrium to perturbations. The Dynamical Structure Function (DSF) research uses this framework for vulnerability analysis.

Exposed States: The DSF vulnerability analysis permits accommodation of “exposed states” by specifying in advance linear combinations of states that are/are not subject to perturbation. For this introduction, we restrict ourselves to the case in which the exposed states are an ordinary subset of the system state variables. Without loss of generality, we assume that the exposed variables are the first $p \leq n$ indices of the state vector $x(t) \in \mathbb{C}^n$. Denoting the vector of exposed states $y(t) \in \mathbb{C}^p$ and the vector of remaining “hidden” states as $z(t) \in \mathbb{C}^{n-p}$, it is easy to realize that restricting analysis to the dynamics $y(t)$ allows one to observe the system from the point of view of a potential attacker. For instance, the control system defined by Equation 1 may be partitioned into exposed and hidden states as $x(t) = [y(t) \ z(t)]^\top$, which yields

$$\begin{bmatrix} \dot{y}(t) \\ \dot{z}(t) \end{bmatrix} = \begin{bmatrix} A_{11} & A_{12} \\ A_{21} & A_{22} \end{bmatrix} \begin{bmatrix} y(t) \\ z(t) \end{bmatrix} + \begin{bmatrix} B_1 \\ B_2 \end{bmatrix} u(t).$$

Computing the DSF: To compute the DSF, we begin by taking the Laplace transform of the attack surface model, which yields

$$\begin{bmatrix} sY(s) \\ sZ(s) \end{bmatrix} = \begin{bmatrix} A_{11} & A_{12} \\ A_{21} & A_{22} \end{bmatrix} \begin{bmatrix} Y(s) \\ Z(s) \end{bmatrix} + \begin{bmatrix} B_1 \\ B_2 \end{bmatrix} U(s), \quad (2)$$

an expression in the frequency-domain. After some algebra, we obtain

$$\begin{aligned} sY(s) &= \tilde{Q}(s)Y(s) + \tilde{P}(s)U(s) \\ \text{with } \tilde{Q}(s) &= A_{11} + A_{12}(sI - A_{22})^{-1}A_{21} \\ \text{and } \tilde{P}(s) &= B_1 + A_{12}(sI - A_{22})^{-1}B_2 \end{aligned} \quad (3)$$

Denote $D(s) = \text{diag}(\tilde{Q})$. Finally, subtracting $D(s)Y(s)$ from each side of Equation (3) obtains

$$\begin{aligned} Y(s) &= Q(s)Y(s) + P(s)U(s) \\ \text{where } Q(s) &= (sI - D(s))^{-1}(\tilde{Q}(s) - D(s)) \\ \text{and } P(s) &= (sI - D(s))^{-1}\tilde{P}(s). \end{aligned} \quad (4)$$

The ordered pair $(Q(s), P(s))$ is precisely the (unique) DSF.

DSFs give rise to a graphical interpretation (not to be confused with the original network model), where Q provides the causal influence the states Y have on each other, while P provides the causal influence of the inputs U on the states Y .

Vulnerability Analysis via DSF: One upshot of the DSF is it allows analysis of the effect of perturbations with respect to stability of the system under many different further assumptions; in particular, DSF analysis permits identification of the minimal size of perturbation (using \mathcal{H}_∞ norm on matrices as is common in robust control theory) that can destabilize the system.

To examine the impact of a destabilizing perturbation, we solve Equation (4) for Y giving $Y = (I - Q)^{-1}PU$, from which it follows that the transfer function $G = (I - Q)^{-1}P$.

Recall that an unbounded transfer function (in the \mathcal{H}_∞ norm) implies an unstable system [7]. It has been shown through DSF analysis that additive perturbations to P will not destabilize the system, so we need only consider additive perturbations to Q [11].

We can then model the system from a perturbation perspective as $Y = QY + W$ where W represents our ability to perturb exposed variables. Our perturbation transfer function is then

$$H = (I - Q)^{-1}.$$

We’ll now consider $\Delta(s)$, a minimally normed additive perturbation to Q that forces H to be unbounded, thereby destabilizing the system. This corresponds to an additive perturbation to the original ODE system.

Here we constrain ourselves to “single-link” perturbations, meaning that we only consider perturbations on one edge—only perturbations to the effect of a state y_i on another state y_j . This means the perturbation matrix $\Delta(s)$ will have a lone non-zero entry in the (j, i) -th place. It follows from the Small Gain Theorem (found in Chapter 8 of [7]) that the minimal norm of a destabilizing Δ that affects link (i, j) is $\frac{1}{\|H_{ij}(s)\|_\infty}$. Hence, the *vulnerability* to exploitation of link (i, j) is defined as the inverse of the minimal norm of a destabilizing perturbation Δ :

$$V_{ij} = \|H_{ij}(s)\|_\infty.$$

Intuitively, a small perturbation can destabilize the system if and only if the vulnerability value is large. The DSF network link corresponding to the largest value of $\|H_{ij}(s)\|_\infty$ is the most vulnerable to destabilization, as it admits the minimally normed destabilizing perturbation to the system. Finally, we restrict ourselves to rational $\Delta(s) \in \mathcal{H}_\infty$ to ensure it is a causal, time-invariant, bounded-input-bounded-output operator.

III. NUMERICAL RESULTS

We consider a model of the sentiment evolution of five agents, denoted $\mathbf{x} = [x_1 \ x_2 \ x_3 \ x_4 \ x_5]^\top$, interacting and influencing each other, and also subject to the influence of two constant sources (-1 and .4):

$$\dot{x} = \underbrace{\begin{bmatrix} -.7 & .2 & 0 & .4 & 0 \\ .2 & -1.6 & .2 & 0 & .6 \\ .1 & .1 & -.3 & 0 & 0 \\ .6 & 0 & 0 & -1.6 & .4 \\ 0 & .4 & 0 & .2 & -.7 \end{bmatrix}}_A x + \underbrace{\begin{bmatrix} -.1 \\ .4 \\ -.1 \\ .4 \\ -.1 \end{bmatrix}}_b$$

Entries a_{ij} signify the influence of agent x_j on agent x_i , and the non-homogeneous term b provides the influence of the two sources. Nonzero entries of A in row i are the nodes that influence agent i , and nonzero entries of A in column j are the nodes that are influenced by agent j .

We are treating all states as exposed, so $y = x$, and the initial conditions will be fixed at $x_0 = [.5 \ .5 \ 0 \ -.5 \ -.5]^T$. We further simplify by assuming that all exposed states can be both observed and manipulated. In general, these

sets need not intersect. Since our sources are represented as the constant non-homogeneous term, b , the general term $Bu(t) = b$.

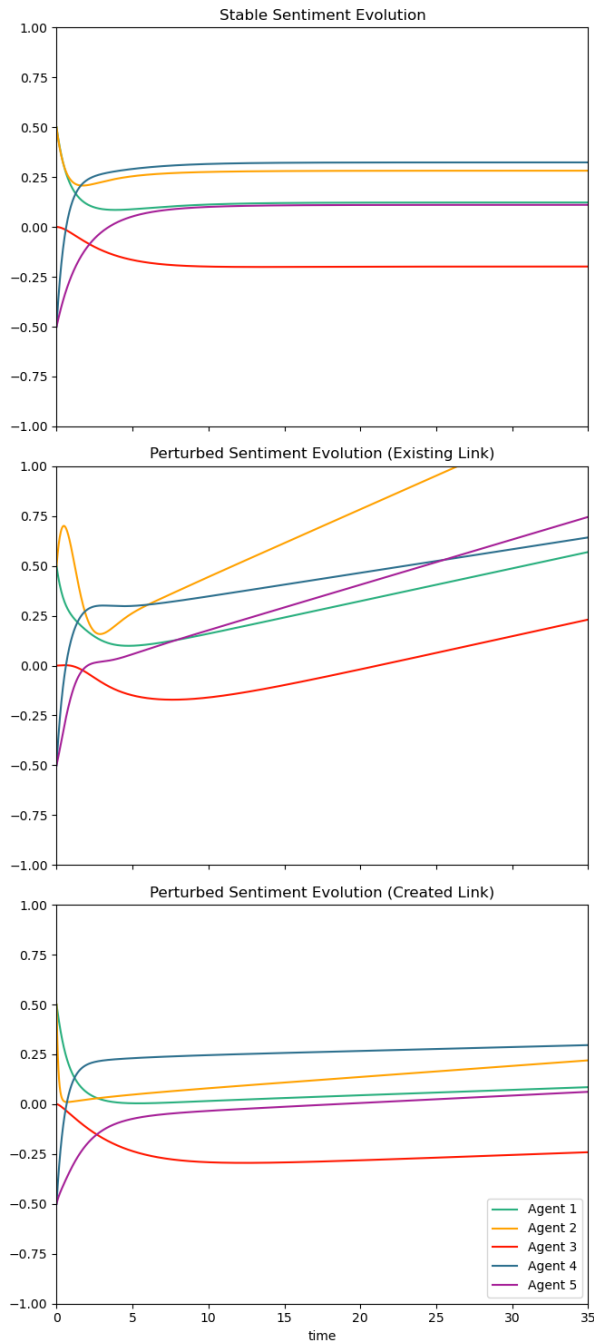


Fig. 2. Comparison of short-term sentiment evolution of network agents under a variety of conditions from initial conditions $[\.5 \ .5 \ 0 \ -.5 \ -.5]^T$. In contrast to the stable evolution of the original network, it is easy to see the alternate behavior caused by the existing-link perturbation in Section III-A, whereas the shift caused by the created-link perturbation in Section III-B is initially less dramatic.

A. Perturbing an Existing Link

To begin, we seek the minimal destabilizing perturbation to a single existing link between agents in the social network.

Notably, this precludes modification of self-links, which corresponds to an agent changing their position by an influence external to the current system (although we consider this in the next section). To find the most vulnerable link, we compute the vulnerability, $V_{ij} = \|H_{ij}\|_\infty$ for all existing links, and conclude that the most vulnerable link is $(5, 2)$, with precise vulnerability, $V_{5,2} = 1128/1051$. This can be interpreted as the influence that agent 5 has over agent 2 being most susceptible to subtle perturbations. We propose

$$\Delta(s) = \begin{bmatrix} 0 & 0 & 0 & 0 & 0 \\ 0 & 0 & 0 & 0 & \frac{1051(1-s)^2}{1128(s+1)^2} \\ 0 & 0 & 0 & 0 & 0 \\ 0 & 0 & 0 & 0 & 0 \\ 0 & 0 & 0 & 0 & 0 \end{bmatrix}$$

as the appropriate additive perturbation to Q . We note that it is minimal in $\|\cdot\|_\infty$ as it satisfies $1051/1128 = \|H_{5,2}^{-1}\|_\infty$ as well as the additional qualifications discussed in Section II-B.

The interpretation of this perturbation is to change the influence of agent 5 on agent 2. To understand the effect of this perturbation and see how the original system is destabilized, we unwind the now-perturbed DSF, working backwards from Equation (4) with Q replaced by $Q + \Delta$. Since $x = y$ and $B = I$ here, we note that $A = A_{11} = \tilde{Q}$, $I = B = B_1 = \tilde{P}$, and $D = \text{diag}(A)$ in Equations (2)-(4). Consequently,

$$\begin{aligned} Y &= (Q + \Delta)Y + PU \\ \Rightarrow sY &= AY + (sI - D)(\Delta)Y + U \\ &= AY + \begin{bmatrix} 0 \\ \frac{1051(s+1.6)(s-1)^2}{1128(s+1)^2} Y_5 \\ 0 \\ 0 \\ 0 \end{bmatrix} + U. \\ \Rightarrow \dot{y} &= Ay + \begin{bmatrix} 0 \\ \mathcal{L}^{-1}\left(\frac{1051(s+1.6)(s-1)^2}{1128(s+1)^2} Y_5\right) \\ 0 \\ 0 \\ 0 \end{bmatrix} + u. \end{aligned}$$

A partial fraction decomposition yields

$$\begin{aligned} \frac{1051(s+1.6)(s-1)^2}{1128(s+1)^2} &= .932s - 2.236 \\ &+ \frac{1.491}{(s+1)} + \frac{2.236}{(s+1)^2}. \end{aligned}$$

Taking an inverse Laplace transform, we reformulate the perturbed system in the time domain. Rounding to the nearest

thousandth,

$$\begin{aligned}
\dot{x}_1 &= -.7x_1 + .2x_2 + .4x_4 - .1 \\
\dot{x}_2 &= .2x_1 - 1.227x_2 + .2x_3 + .186x_4 \\
&\quad - 2.288x_5 + 1.491p + 2.236q + .4 \\
\dot{x}_3 &= .1x_1 + .1x_2 - .3x_3 - .1 \\
\dot{x}_4 &= .6x_1 - 1.6x_4 + .4x_5 + .4 \\
\dot{x}_5 &= .4x_2 + .2x_4 - .7x_5 - .1 \\
\dot{p} &= x_5 - p \\
\dot{q} &= p - q
\end{aligned}$$

where

$$\begin{aligned}
p(t) &= e^{-t} * x_5 = \int_0^\infty e^{-\tau} x_5(t - \tau) d\tau, \\
q(t) &= te^{-t} * x_5 = \int_0^\infty \tau e^{-\tau} x_5(t - \tau) d\tau.
\end{aligned}$$

The final two expressions are convolution variables introduced for the sake of reducing the perturbed system once again to first order. To verify that the new model has been genuinely destabilized, we examine the spectrum of the perturbed matrix model, \tilde{A} , given by

$$\begin{bmatrix}
-.7 & .2 & 0 & .4 & 0 & 0 & 0 \\
.2 & -1.227 & .2 & .186 & -2.288 & 1.491 & 2.236 \\
.1 & .1 & -.3 & 0 & 0 & 0 & 0 \\
.6 & 0 & 0 & -1.6 & .4 & 0 & 0 \\
0 & .4 & 0 & .2 & -.7 & 0 & 0 \\
0 & 0 & 0 & 0 & 1 & -1 & 0 \\
0 & 0 & 0 & 0 & 0 & 1 & -1
\end{bmatrix}.$$

This matrix has spectrum $\sigma(\tilde{A}) = \{0, -.308, -.538, -1.625, -1.124 \pm 1.174i, -1.809\}$. The presence of 0 as an eigenvalue indicates an unstable system, as it has non-negative real part. In particular, the case of minimal destabilization should always yield an eigenvalue that is identically zero, which further validates the present results. Examining the long term behavior of the perturbed system in Figure 2, we see that in contrast to the original model, the sentiment of all agents grows without bound. The system has in fact been destabilized.

B. Perturbing a Created Link

Perturbations that rely on the presence of existing links are constrained in a fundamental way: the elements of the matrix H considered to be a candidate for minimal norm are only those indices where the matrix Q is nonzero. All other elements are excluded from consideration. A link-creation perturbation, on the other hand, examines the norm of all elements of H to determine the perturbation of minimal norm, including those for which the corresponding element of Q is possibly null. Notably, this allows for perturbations on the matrix diagonal, which is expressly forbidden within the framework of an existing-link perturbation. Intuitively, the norm of a minimally invasive link-creation perturbation must be at least as small in norm as the minimally invasive perturbation generated on an existing link, since the latter type is a proper subset of the former type.

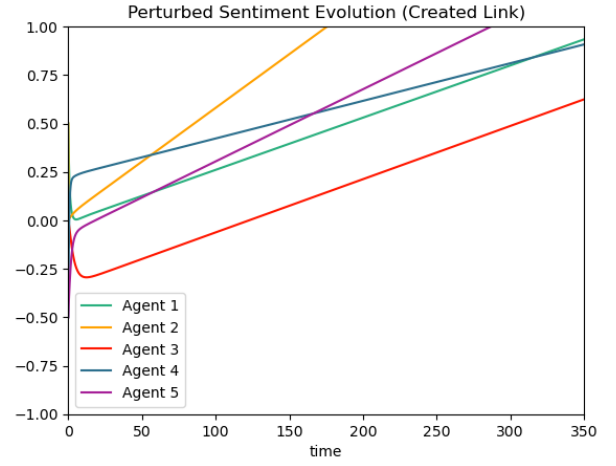


Fig. 3. Long-term sentiment evolution of network agents subject to a created-link perturbation from initial condition $[\.5 \ .5 \ 0 \ -.5 \ -.5]^T$. The destabilized character of the network becomes much more obvious over a broadened time-span.

To find the most vulnerable link, we compute the vulnerability, $V_{ij} = \|H_{ij}\|_\infty$ for all possible links, and conclude that the most vulnerable link is (2, 2), with precise vulnerability $V_{2,2} = 1680/1051$. This may be interpreted as signifying that the subtlest destabilizing perturbation to a single edge may be found in the susceptibility of Agent 2 to influences external to the system in consideration. We propose

$$\Delta(s) = \begin{bmatrix}
0 & 0 & 0 & 0 & 0 \\
0 & \frac{1051(s-1)^2}{1680(s+1)^2} & 0 & 0 & 0 \\
0 & 0 & 0 & 0 & 0 \\
0 & 0 & 0 & 0 & 0 \\
0 & 0 & 0 & 0 & 0
\end{bmatrix}$$

as the appropriate additive perturbation to Q . We note that it is minimal in $\|\cdot\|_\infty$ as it satisfies $1051/1680 = \|H_{ij}^{-1}\|_\infty$ as well as the additional qualifications discussed in Section II-B. To interpret the effect of this perturbation and conclude that it does indeed destabilize the system, we unwind the DSF, working backwards from Equation (4) with Q replaced by $Q + \Delta$. Since $x = y$ and $B = I$ here, we note that $A = A_{11} = \tilde{Q}$, $I = B = B_1 = \tilde{P}$, and $D = \text{diag}(A)$ in Equations (2)-(4). Consequently,

$$\begin{aligned}
Y &= (Q + \Delta)Y + PU \\
\implies sY &= AY + (sI - D)(\Delta)Y + U \\
&= AY + \begin{bmatrix}
0 \\
\frac{1051(s+1.6)(s-1)^2}{1680(s+1)^2} Y_2 \\
0 \\
0 \\
0
\end{bmatrix} + U.
\end{aligned}$$

$$\Rightarrow \dot{y} = Ay + \begin{bmatrix} 0 \\ \mathcal{L}^{-1} \left(\frac{1051(s+1.6)(s-1)^2}{1680(s+1)^2} Y_2 \right) \\ 0 \\ 0 \\ 0 \end{bmatrix} + u.$$

Proceeding, a partial fraction decomposition yields:

$$\frac{1051(s+1.6)(s-1)^2}{1680(s+1)^2} = .626s - 1.501 + \frac{1.001}{(s+1)} + \frac{1.501}{(s+1)^2}.$$

Finally, an inverse Laplace transform of implies that the new, perturbed system is given by:

$$\begin{aligned} \dot{x}_1 &= -.7x_1 + .2x_2 + .4x_4 - .1 \\ \dot{x}_2 &= .534x_1 - 8.284x_2 + .534x_3 - 1.603x_5 \\ &\quad + 2.673p + 4.010q + .4 \\ \dot{x}_3 &= .1x_1 + .1x_2 - .3x_3 - .1 \\ \dot{x}_4 &= .6x_1 - 1.6x_4 + .4x_5 + .4 \\ \dot{x}_5 &= .4x_2 + .2x_4 - .7x_5 - .1 \\ \dot{p} &= x_2 - p \\ \dot{q} &= p - q. \end{aligned}$$

As above, p and q are convolution variables introduced for the sake of simplification. To verify that the new model has been genuinely destabilized, we examine the character of the matrix \tilde{A} , given by

$$\begin{bmatrix} -.7 & .2 & 0 & .4 & 0 & 0 & 0 \\ .534 & -8.284 & .534 & 0 & -1.603 & 2.673 & 4.010 \\ .1 & .1 & -.3 & 0 & 0 & 0 & 0 \\ .6 & 0 & 0 & -1.6 & .4 & 0 & 0 \\ 0 & .4 & 0 & .2 & -.7 & 0 & 0 \\ 0 & 1 & 0 & 0 & 0 & -1 & 0 \\ 0 & 0 & 0 & 0 & 0 & 1 & -1 \end{bmatrix}.$$

This matrix has spectrum $\sigma(\tilde{A}) = \{0, -.320, -.452, -.706, -1.587, -1.854, -8.665\}$. As above, the presence of a non-negative eigenvalue indicates an unstable system.

As before, we can again simulate the perturbed system. See Figures 2, 3. At first glance, the long term behavior of the perturbed system appears remarkably stable. It is only the benefit of a more comprehensive time frame that reveals the authentic behavior of the system. Once again, the sentiment of each agent in the network regarding the issue at hand grows without bound. It is worth pausing to note here how much more qualitatively subtle the created-link perturbation is when compared to the existing-link perturbation, which conforms to previous expectations. We seek the “minimally invasive” destabilizing perturbation, and the method of link creation provides a more robust set of vulnerabilities to leverage in this endeavor.

C. Interpretation

It is interesting to note that regarding both cases the most efficient way of destabilizing this particular social network is to manipulate the sentiment of Agent 2, whose node has the highest degree of any in the social network. It is no less worthy of mention that the network is destabilized in favor of the less broadly disseminated, more extreme sentiment.

Our investigation into existing-link perturbation demonstrated that a minimal destabilization can be achieved by manipulating the particular influence that Agent 5 has over Agent 2. This means that if Agent 5 is able to alter the quality of influence they possess over Agent 2 in a very particular manner, it will result in the catastrophic disruption of the gestalt dynamics of the system. By definition, the link-creation perturbation is guaranteed to be more stealthy than the existing-link perturbation, for the simple reason that the set of possible existing-link perturbations is a proper subset of the set of possible created-link perturbations. Quantitative evidence of this can be found in the above vulnerability calculations of the two perturbations.

The link-creation perturbation leverages the influence Agent 2 has on the whole network. The created-link perturbation leverages the exposure of Agent 2 to influences external to the present model. This implies that Agent 2 has a sort of singular control over the stability of the network. As the most “central” agent in the network, Agent 2 fulfills the role of a trendsetter, and in doing so plays a pivotal role in determining in the ultimate destiny of this community.

Perhaps what is most interesting is the qualitative difference between the original equilibrium and both perturbed systems. One may expect that a minimal destabilizing perturbation would change the system to have an equilibrium that is simply a slightly different balance of the Agent’s sentiment values. Yet, both results lead to sentiments of all agents growing without bound! Overall, this suggests that if influence is applied in just the right place even “small” perturbations can have widespread and unbounded effect.

At this point, the reader might reasonably question the larger consequence of the stability of a social network consisting of five agents. It is difficult to imagine that even the radicalization of such a system would have a noticeable effect in any greater community, save for the circumstance in which one or more of the agents wields a high degree of broader social influence. It should be noted however, that the present network could be equally interpreted as modelling the *inter-communal* interaction of communities of varying size. In this scenario, each agent could equally represent a single agent, or an entire community of agents that are assumed to have a reasonably homogeneous sentiment about a given issue. With the aid of this perspective, it is not difficult to see the far reaching consequences that could be brought about by a subtle perturbation to the network’s underlying dynamics.

IV. CONCLUSION

In this paper, we explore the application of destabilization techniques from control theory to a model of social influence. To the best knowledge of the authors, this is the first time

that such an analysis has been performed. In both cases considered, we found that destabilizing the network involves modifying the influence applied to the network’s most centrally connected member, Agent 2. Moreover, we discovered that in both cases of destabilization, the network dynamics progress without bound in favor of the more extreme, less broadly accepted sentiment. Were this theory ever applicable to an actual social network, the propensity for nefarious use is not difficult to imagine. This underscores the imperative for responsible stewardship of this theory and its potential applications.

Here only fundamental dynamics of social influence are modeled. More expressive models promise greater fidelity and fitting parameters to real data is needed for application. In particular, the addition of Taylor’s nonlinear model developments, the consideration of multi-link attacks, the restriction of the set of exposed states to a proper subset of the total states, and the implementation of experimentally verified social network model structures and parameters each seem to the authors to be fruitful topics for future research.

V. ACKNOWLEDGMENTS

The research in this presentation was conducted with the U.S. Department of Homeland Security (DHS) Science and Technology Directorate (S&T) under contract 70RSAT23KPM000049. Any opinions contained herein are those of the authors and do not necessarily reflect those of DHS S&T.

REFERENCES

- [1] R. B. Cialdini and N. J. Goldstein, “Social influence: Compliance and conformity,” *Annu. Rev. Psychol.*, vol. 55, no. 1, pp. 591–621, 2004.
- [2] S. Kreps, R. M. McCain, and M. Brundage, “All the news that’s fit to fabricate: AI-generated text as a tool of media misinformation,” *Journal of Experimental Political Science*, vol. 9, no. 1, pp. 104–117, 2022.
- [3] B. D. Horne, D. Nevo, J. O’Donovan, J.-H. Cho, and S. Adali, “Rating reliability and bias in news articles: Does ai assistance help everyone?” in *Proceedings of the International AAAI Conference on Web and Social Media*, vol. 13, 2019, pp. 247–256.
- [4] “Twitter, Inc., petitioner v. Mehier Taamneh, et al.” United States Supreme Court. [Online]. Available: https://www.supremecourt.gov/opinions/22pdf/21-1496_d18f.pdf
- [5] “Reynaldo Gonzalez, et al., petitioners v. Google LLC,” United States Supreme Court. [Online]. Available: https://www.supremecourt.gov/opinions/22pdf/21-1333_6j7a.pdf
- [6] M. Taylor, “Towards a mathematical theory of influence and attitude change,” *Human Relations*, vol. 21, no. 2, pp. 121–139, 1968.
- [7] G. E. Dullerud and F. Paganini, *A course in robust control theory: a convex approach*. Springer Science & Business Media, 2013, vol. 36.
- [8] V. Chetty, N. Woodbury, E. Vaziripour, and S. Warnick, “Vulnerability analysis for distributed and coordinated destabilization attacks,” in *53rd IEEE Conference on Decision and Control*. IEEE, 2014, pp. 511–516.
- [9] M. DeBuse and S. Warnick, “A study of three influencer archetypes for the control of opinion spread in time-varying social networks,” *arXiv preprint arXiv:2403.18163*, 2024.
- [10] J. Goncalves, R. Howes, and S. Warnick, “Dynamical structure functions for the reverse engineering of lti networks,” in *2007 46th IEEE Conference on Decision and Control*, 2007, pp. 1516–1522.
- [11] A. Rai, D. Ward, S. Roy, and S. Warnick, “Vulnerable links and secure architectures in the stabilization of networks of controlled dynamical systems,” in *2012 American Control Conference (ACC)*. IEEE, 2012, pp. 1248–1253.

- [12] D. Grimsman, V. Chetty, N. Woodbury, E. Vaziripour, S. Roy, D. Zapala, and S. Warnick, “A case study of a systematic attack design method for critical infrastructure cyber-physical systems,” in *2016 American Control Conference (ACC)*. IEEE, 2016, pp. 296–301.
- [13] J. Gonçaves and S. Warnick, “Necessary and sufficient conditions for dynamical structure reconstruction of lti networks,” *IEEE Transactions on Automatic Control*, vol. 53, no. 7, pp. 1670–1674, 2008.
- [14] A. V. Proskurnikov and R. Tempo, “A tutorial on modeling and analysis of dynamic social networks. part i,” *Annual Reviews in Control*, vol. 43, pp. 65–79, 2017.
- [15] R. P. Abelson, “Mathematical models in social psychology,” in *Advances in experimental social psychology*. Elsevier, 1967, vol. 3, pp. 1–54.
- [16] —, “Mathematical models of the distribution of attitudes under controversy,” *Contributions to mathematical psychology*, 1964.