

BIFURCATIONS AND CANARDS IN THE FITZHUGH-NAGUMO SYSTEM: A TUTORIAL IN FAST-SLOW DYNAMICS

BRUNO F. F. GONÇALVES, ISABEL S. LABOURIAU,
AND ALEXANDRE A. P. RODRIGUES

ABSTRACT. In this article, we study the *FitzHugh-Nagumo* $(1, 1)$ -fast-slow system where the vector fields associated to the slow/fast equations come from the reduction of the Hodgkin-Huxley model for the nerve impulse. After deriving dynamical properties of the singular and regular cases, we perform a bifurcation analysis and we investigate how the parameters (of the affine slow equation) impact the dynamics of the system. The study of codimension one bifurcations and the numerical locus of canards concludes this case-study. All theoretical results are numerically illustrated.

Keywords: *FitzHugh-Nagumo* system; Fast-slow systems; *Canard*; Bifurcations.

1. INTRODUCTION

Many animals have cells in their various physiological systems, such as the nervous, muscular, and cardiac systems, that are sensitive to certain electrical stimuli. These cells remain *at rest* most of the time, react to electrical stimulation at a given moment, and then return to a resting state until they are stimulated again. This oscillatory and excitability dynamics is present in neuronal activity and cardiac rhythm – see for instance Keener & Sneyd [12].

In 1952, Hodgkin & Huxley [11] developed a mathematical model that described the propagation of electrical signals along a squid’s giant axon, known as the *Hodgkin-Huxley* (HH) model. The authors related the excitability of squid nerve cells and the resulting electrical impulse to the potential difference between the inside and outside of the squid’s axon membrane arising from the movement of sodium and potassium ions across the membrane. Using experimental data, they established the propagation of electrical signals along the squid’s giant axon through a nonlinear system of four differential equations [11].

In 1960–1961 Richard FitzHugh [4, 5] created a simplified version of the *Hodgkin-Huxley* model, considering only two variables. His goal was to simplify the HH model in order to make the dynamics of excitability more perceptible. The system developed by FitzHugh in 1961 has the

following form:

$$(1) \quad \begin{aligned} \frac{dx}{dt} &= a \left(x - \frac{x^3}{3} - y + I \right) \\ \frac{dy}{dt} &= \frac{1}{a} (x - by - c), \end{aligned}$$

where $a \in \mathbb{R} \setminus \{0\}$, $b, c \in \mathbb{R}$ are constants and I may be seen as the intensity of a stimulus applied to the axon membrane. Variables x and y match with the pairs of variables (v, m) and (h, n) from the HH model, respectively.

During the 1960s, Jin-Ichi Nagumo constructed an electrical circuit that recreated FitzHugh's system [18]. Nowadays, due to the contributions of both researchers, this model is known as the *FitzHugh-Nagumo* (FH-N) model. This model has been extensively studied see, for instance, [1] and references therein.

By changing the time scale of system (1), considering $\tau = t/a$ and $\varepsilon = 1/a^2$, we obtain an equivalent version of the FH-N model as follows:

$$(2) \quad \begin{aligned} \varepsilon \frac{dx}{d\tau} &= x - \frac{x^3}{3} - y + I \\ \frac{dy}{d\tau} &= x - by - c. \end{aligned}$$

For $0 < \varepsilon \ll 1$, or equivalently, $a \gg 1$, system (2) is what we call a fast-slow system.

A *fast-slow* system is a system of differential equations in which some variables have their derivatives with larger magnitude than others. This leads to a system with multiple time scales. The general approach to this type of systems starts by grouping the variables in two disjoint sets: fast variables and slow variables. This separation is introduced in system (2) by the parameter ε .

In Doss-Bachelet *et al.* [2] the authors notice that the FH-N model presents two distinct dynamics near a *Hopf* bifurcation: an attracting focus where all trajectories converge to it if the parameter is less than the bifurcation value; and an attracting relaxation-oscillation periodic solution (limit cycle) if the parameter is greater than the bifurcation point. The work of [2] proceeds with the analysis of the dynamics and applies it to generate bursting oscillations from two coupled FH-N systems, thus leaving the FH-N model little explored.

Our goal with the present article is to exhibit the various dynamics in the multiple time scale model and motivate their existence in the light of methods from geometric singular perturbation theory and bifurcation theory.

This article is organised as follows. In Section 3 we introduce general concepts of fast-slow systems and geometric singular perturbation theory and apply them to the analysis of the singular case of the FH-N

system. A relaxation-oscillation periodic solution is studied with an estimate of its period in Section 3.2. In Section 4 we describe Fenichel's theorem and link singular to regular dynamics and the way the latter converges to the former as $\varepsilon \rightarrow 0$ applying it to FH-N. In Section 5 we perform a bifurcation analysis of FH-N and investigate the influence of parameters in the qualitatively different dynamics of the model. The study of singularities and the emergence of *canard* trajectories in Section 6 concludes this tutorial. Section 7 discusses the results presented and states the natural continuation of the present work.

We have endeavoured to make a self contained exposition bringing together all topics related to the proofs. We have drawn illustrative figures to make the paper easily readable. All figures in this article were created through numerical simulations conducted in *Matlab*, using integration functions such as *ode15s* or *ode23s*, and, in more sensitive examples, the *MatCont* toolbox developed by Willy Govaerts, Yuri A. Kuznetsov and Hil G.E. Meijer [7].

2. MULTIPLE TIME SCALE THEORY AND THE *FitzHugh-Nagumo* SYSTEM

In this section, general concepts of two time scale systems are introduced and illustrated with the *FitzHugh-Nagumo* system. Further results on *fast-slow* systems may be found in [16]. We start by introducing some necessary definitions.

Definition 2.1. For $m, n \in \mathbb{N}$, a (m, n) -fast-slow system is a system of $m + n$ ordinary differential equations of the form:

$$(3) \quad \begin{aligned} \varepsilon \frac{dx}{d\tau} &= \varepsilon \dot{x} = f(x, y, \varepsilon), \\ \frac{dy}{d\tau} &= \dot{y} = g(x, y, \varepsilon), \end{aligned}$$

where $f : \mathbb{R}^m \times \mathbb{R}^n \times \mathbb{R} \rightarrow \mathbb{R}^m$, $g : \mathbb{R}^m \times \mathbb{R}^n \times \mathbb{R} \rightarrow \mathbb{R}^n$ are C^2 and $0 < \varepsilon \ll 1$. We denote the **fast** variable(s) by $x \in \mathbb{R}^m$ and $y \in \mathbb{R}^n$ is called the **slow** variable(s). Considering $t = \tau/\varepsilon$, system (3) is equivalent to:

$$(4) \quad \begin{aligned} \frac{dx}{dt} &= x' = f(x, y, \varepsilon), \\ \frac{dy}{dt} &= y' = \varepsilon g(x, y, \varepsilon). \end{aligned}$$

The **fast time** scale is represented by t while τ refers to the **slow time** scale. In order to better understand the concepts and the terminology associated with these systems, the following definitions and results are illustrated by the *FitzHugh-Nagumo* (1,1)-fast-slow system.

Example 2.1. As described in [2], consider the *FitzHugh-Nagumo* (1,1)–fast-slow system:

$$(5) \quad \begin{array}{ll} \text{Slow time scale } (\tau) & \text{Fast time scale } (t = \tau/\varepsilon) \\ \varepsilon \frac{dx}{d\tau} = \varepsilon \dot{x} = f(x, y, \varepsilon) & \frac{dx}{dt} = x' = f(x, y, \varepsilon) \\ \frac{dy}{d\tau} = \dot{y} = g(x, y, \varepsilon) & \frac{dy}{dt} = y' = \varepsilon g(x, y, \varepsilon), \end{array}$$

where $f, g : \mathbb{R}^3 \rightarrow \mathbb{R}$ are given by

$$f(x, y, \varepsilon) = -y + 4x - x^3, \quad g(x, y, \varepsilon) = x - by - c$$

with parameters $b, c \in \mathbb{R}$ and $0 < \varepsilon \ll 1$. \diamond

Both cubic and affine functions of Example 2.1, f and g , come naturally from the reduction of the Hodgkin-Huxley model [12]. Note that in FH-N the functions f and g do not depend on ε . System (5) will be referred to as the *FitzHugh-Nagumo* system in two variables.

3. THE SINGULAR CASE ($\varepsilon = 0$)

When analysing a fast-slow system, it is useful to consider the singular case $\varepsilon = 0$.

Definition 3.1. For $\varepsilon = 0$, system (3) in the slow time scale becomes a system of differential-algebraic equations:

$$(6) \quad \begin{array}{l} 0 = f(x, y, \varepsilon), \\ \dot{y} = g(x, y, \varepsilon). \end{array}$$

System (6) is called **slow subsystem**, its equations are referred to as the **reduced equations** and its flow the **slow/reduced flow**.

Definition 3.2. For $\varepsilon = 0$, system (4) in fast time is called **fast subsystem**:

$$(7) \quad \begin{array}{l} x' = f(x, y, \varepsilon), \\ y' = 0. \end{array}$$

The set of equations in system (7) is referred to as the **layer equations** and its flow as the **fast flow**.

Systems (6) and (7) allow the understanding of the dynamics of (3) and (4) for small ε , $0 < \varepsilon \ll 1$, since the flow may be seen as either the fast or the slow flow, depending on the region in the phase space. Near the set defined by $f(x, y, 0) = 0$, one expects the flow to be C^2 -close to the slow flow as we will see later in Section 4.

Definition 3.3. For $m, n \in \mathbb{N}$, given a (m, n) –fast-slow system as in (2.1), the **critical manifold** is the set

$$(8) \quad \mathcal{C}_0 = \{(x, y) \in \mathbb{R}^m \times \mathbb{R}^n : f(x, y, 0) = 0\}.$$

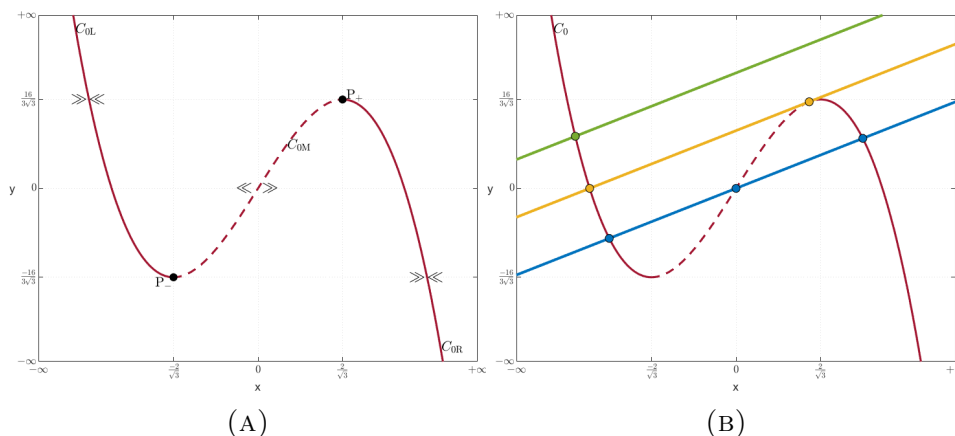


FIGURE 1. (a) - Critical manifold of the system (5): Attracting (solid red) and repelling (dashed red) regions; Fold points (black dots). (b) - Geometrical argument for the existence of at least one and at most three equilibrium points in the system (5).

Example 3.1. The critical manifold for the *FitzHugh-Nagumo* system (5) is

$$\mathcal{C}_0 = \{(x, y) \in \mathbb{R}^2 : f(x, y, 0) = 0\} = \{(x, y) \in \mathbb{R}^2 : y = 4x - x^3\},$$

a cubic shaped curve, parametrised by

$$(9) \quad x \mapsto (x, 4x - x^3) = (x, y),$$

as depicted in Figure 1(a). The map $\varphi(x) = 4x - x^3$ is odd ($\forall x \in \mathbb{R}, -\varphi(x) = \varphi(-x)$).

◇

All points in \mathcal{C}_0 are equilibria of the fast subsystem. Through *Hartman-Grobman's* Theorem [10], we may define the (normal) hyperbolicity and stability of the points in \mathcal{C}_0 with respect to the fast variables, in the following way:

Definition 3.4. For $m, n \in \mathbb{N}$, given a (m, n) -fast-slow system with critical manifold \mathcal{C}_0 :

- The subset $S \subset \mathcal{C}_0$ is said to be **normally hyperbolic** if for all $\mathbf{p} \in S$, we have

$$(\mathbf{D}_x f)(\mathbf{p}, 0) \text{ has no eigenvalues with zero real part,}$$

where $(\mathbf{D}_x f)$ denotes the Jacobian matrix of f with respect to x .

- A normally hyperbolic set S is said to be **attracting/repelling** if, for all $\mathbf{p} \in S$, all eigenvalues of $(\mathbf{D}_x f)(\mathbf{p}, 0)$ have negative/positive real part, respectively. It is of **saddle type** if $(\mathbf{D}_x f)(\mathbf{p}, 0)$ has eigenvalues with both positive and negative real part.

When considering a (1,1)–fast-slow system, since there is only one fast variable, we have $D_x f = \frac{\partial f}{\partial x}$. For convenience, we use the notation φ_σ when referring to the partial derivative of a real map φ in order to its variable σ .

Definition 3.5. Given a (1,1)–fast-slow system with critical manifold \mathcal{C}_0 , the point $\mathbf{p} \in \mathcal{C}_0$ is said to be a **fold point** if:

$$f_x(\mathbf{p}, 0) = 0, \quad f_{xx}(\mathbf{p}, 0) \neq 0 \quad \text{and} \quad f_y(\mathbf{p}, 0) \neq 0.$$

If $g(\mathbf{p}, 0) \neq 0$, the fold point is called **regular**.

Example 3.2. With respect to (5), we have $f(x, y, 0) = -y + 4x - x^3$ and, for $\mathbf{p} \in \mathcal{C}_0$, one has:

$$f_x(\mathbf{p}, 0) = 4 - 3x^2 \neq 0 \quad \text{if} \quad x \neq \pm \frac{2}{\sqrt{3}}.$$

Therefore, the equilibria $P_+ = (2/\sqrt{3}, 16/3\sqrt{3})$ and the set $P_- = (-2/\sqrt{3}, -16/3\sqrt{3})$ are fold points and $S_0 = \mathcal{C}_0 \setminus \left\{ (x, \varphi(x)) : x = \pm \frac{2}{\sqrt{3}} \right\}$ is normally hyperbolic. We may split S_0 into three distinct open subsets:

$$\begin{aligned} \mathcal{C}_{0L} &= \mathcal{C}_0 \cap \left\{ (x, y) \in \mathbb{R}^2 : x < \frac{-2}{\sqrt{3}} \right\}, \\ \mathcal{C}_{0M} &= \mathcal{C}_0 \cap \left\{ (x, y) \in \mathbb{R}^2 : \frac{-2}{\sqrt{3}} < x < \frac{2}{\sqrt{3}} \right\} \quad \text{and} \\ \mathcal{C}_{0R} &= \mathcal{C}_0 \cap \left\{ (x, y) \in \mathbb{R}^2 : x > \frac{2}{\sqrt{3}} \right\}. \end{aligned}$$

Therefore, we get

$$S_0 = \mathcal{C}_{0L} \cup \mathcal{C}_{0M} \cup \mathcal{C}_{0R},$$

where \mathcal{C}_{0L} and \mathcal{C}_{0R} are attracting subsets and \mathcal{C}_{0M} is repelling. This means that in the fast flow, trajectories of (5) move towards either \mathcal{C}_{0L} or \mathcal{C}_{0R} . \diamond

Since the critical manifold \mathcal{C}_0 is parametrised by the fast variable x (cf. Eq.(9)), it is possible to explicitly define the slow flow through the fast variable x . This allows the stability analysis of the fast and slow flows expressed in terms of the fast variable.

In system (5), by differentiating $f(x, y, 0) = -y + 4x - x^3 = 0$ with respect to τ we have:

$$\frac{\partial f}{\partial x} \dot{x} + \frac{\partial f}{\partial y} \dot{y} = (4 - 3x^2)\dot{x} - \dot{y} = 0.$$

Since $\dot{y} = x - by - c$, then

$$\dot{x} = \frac{x - by - c}{(4 - 3x^2)}.$$

Taking into account that $y = 4x - x^3$, we may conclude that

$$(10) \quad \dot{x} = \frac{bx^3 + (1 - 4b)x + c}{4 - 3x^2} =: \psi(x, b, c).$$

As expected, this explicit form of the slow subsystem is not defined at the fold points $x = \pm \frac{2}{\sqrt{3}}$.

If the fold points are regular (cf. Def. 3.5), then all equilibria $(x^*, y^*) \in \mathcal{C}_0$ of the system (5) belong necessarily to S_0 . Their stability in the slow direction may be determined in the following way:

$$\frac{\partial \psi}{\partial x} = \psi_x(x, b, c) = \frac{1 - b(4 - 3x^2) + 6x\psi(x, b, c)}{(4 - 3x^2)}.$$

Since $\psi(x^*, b, c) = 0$, then

$$\psi_x(x^*, b, c) = \frac{1 - b(4 - 3x^{*2})}{4 - 3x^{*2}}.$$

For $b > 0$, if $|x^*| > \frac{2}{\sqrt{3}}$, the equilibrium attracts the slow flow.

Otherwise, if $|x^*| < \frac{2}{\sqrt{3}}$ the equilibrium may either attract or repel the slow flow depending on the value of $1 - b(4 - 3x^{*2})$ being negative or positive, respectively. Thus, the equilibrium point (x^*, y^*) of (5) is stable if $(x^*, y^*) \in \mathcal{C}_{0L} \cup \mathcal{C}_{0R}$ and unstable if $(x^*, y^*) \in \mathcal{C}_{0M}$.

For $b < 0$, the stability in the slow direction is the opposite of the previous one. Hence, the equilibrium point (x^*, y^*) is unstable if $(x^*, y^*) \in \mathcal{C}_{0M}$ and either stable or unstable of saddle type if $(x^*, y^*) \in \mathcal{C}_{0L} \cup \mathcal{C}_{0R}$.

In Example 3.2, we have disregarded the case where a fold point is also an equilibrium of the system, *i.e.*, $x^* = \pm \frac{2}{\sqrt{3}}$. This particular situation requires special attention and will be analysed later in Section 6. For the remainder of this section, we describe the dynamics in the cases where all equilibria lie in S_0 .

3.1. Dynamics. Depending on the values of b and c , there exists at least one and at most three equilibria, as result of the intersection of the cubic curve, $f(x, y, 0) = 0$, with the line, $\dot{y} = 0$ (cf. Figure 1b). Moreover, when the system has three equilibria only the following scenarios may occur: either all three equilibria belong to \mathcal{C}_{0M} or else they are each one in a distinct region, \mathcal{C}_{0L} , \mathcal{C}_{0M} and \mathcal{C}_{0R} .

Fix $A = (x_a, y_a) \in \mathbb{R}^2 \setminus \mathcal{C}_0$. Consider the half trajectory γ_A for $t \geq 0$ that starts at A . Since $y' = 0$, the fast flow runs *horizontally* towards

\mathcal{C}_{0L} or \mathcal{C}_{0R} . Without loss of generality, suppose that γ_A moves towards \mathcal{C}_{0L} and let $B = (x_b, y_a) \in \mathcal{C}_{0L}$ be the intersection point of γ_A with \mathcal{C}_0 . Here, five different scenarios may occur (cf. Figure 2):

- (i) The point B is an equilibrium;
- (ii) The point B is not an equilibrium, but there exists a stable equilibrium $C = (x_c, y_c) \in \mathcal{C}_{0L} \setminus B$;
- (iii) The point B is not an equilibrium, but there exists an unstable equilibrium $C = (x_c, y_c) \in \mathcal{C}_{0L} \setminus B$;
- (iv) There is no equilibrium in \mathcal{C}_{0L} , but it exists in \mathcal{C}_{0R} ;
- (v) All equilibria lie in \mathcal{C}_{0M} .

Scenario (i) is trivial. If $B = (x_b, y_a)$ is an equilibrium of (5), then by definition $(\dot{x}, \dot{y}) = 0$, and therefore, the trajectory initiated at A accumulates at B .

Scenario (ii) is not much different. Upon reaching the point B , the trajectory γ_A moves through the slow flow of the system defined by $\dot{y} = x - by - c$. Since the equilibrium point C is attracting, and since both points B and C are in \mathcal{C}_{0L} , the trajectory γ_A moves from B to C along the branch \mathcal{C}_{0L} of the critical manifold, where it accumulates.

Scenario (iii): First note that $\frac{\partial g}{\partial y}(x, y, 0) = -b > 0$ is constant for all $(x, y) \in \mathcal{C}_0$. Since \mathcal{C}_{0L} and \mathcal{C}_{0R} attract the slow flow we have that any equilibrium point in either \mathcal{C}_{0L} or \mathcal{C}_{0R} is a saddle. In particular, the equilibrium point C is a saddle.

Since \mathcal{C}_{0L} attracts the fast flow, we know that γ_A follows \mathcal{C}_{0L} away from C . Thus, if $y_a > y_c$, then γ_A remains in \mathcal{C}_{0L} and the second coordinate of $\gamma_A(\tau)$ tends to $+\infty$ as in Figure 2c.

However, if $y_a < y_c$, the trajectory follows the slow flow to the fold point $P_- = \left(-2/\sqrt{3}, -16/3\sqrt{3}\right)$. Here, since the slow flow is not defined at the fold points (cf. (10)), the trajectory γ_A moves through the fast flow, *horizontally*, to the point $D = \left(4/\sqrt{3}, -16/3\sqrt{3}\right) \in \mathcal{C}_{0R}$ as in Figure 2d. In this case there are two possibilities.

The first possibility is that there is an equilibrium point $E = (x_e, y_e) \in \mathcal{C}_{0R}$ and that both y_c and y_e lie outside the interval $\left(-16/3\sqrt{3}, 16/3\sqrt{3}\right)$ delimited by the second coordinates of the two fold points. Then γ_A follows the slow flow up to the other fold point $P_+ = \left(2/\sqrt{3}, 16/3\sqrt{3}\right)$, where it jumps back to \mathcal{C}_{0L} and continues cycling around between the two branches. The trajectory γ_A presents dynamics similar to case (v).

In any other case, i.e., if either there is no equilibrium in \mathcal{C}_{0R} or if one of the equilibria has its second coordinate in the interval $\left(-16/3\sqrt{3}, 16/3\sqrt{3}\right)$, then the second coordinate of $\gamma_A(\tau)$ tends to $\pm\infty$ as τ tends to $+\infty$.

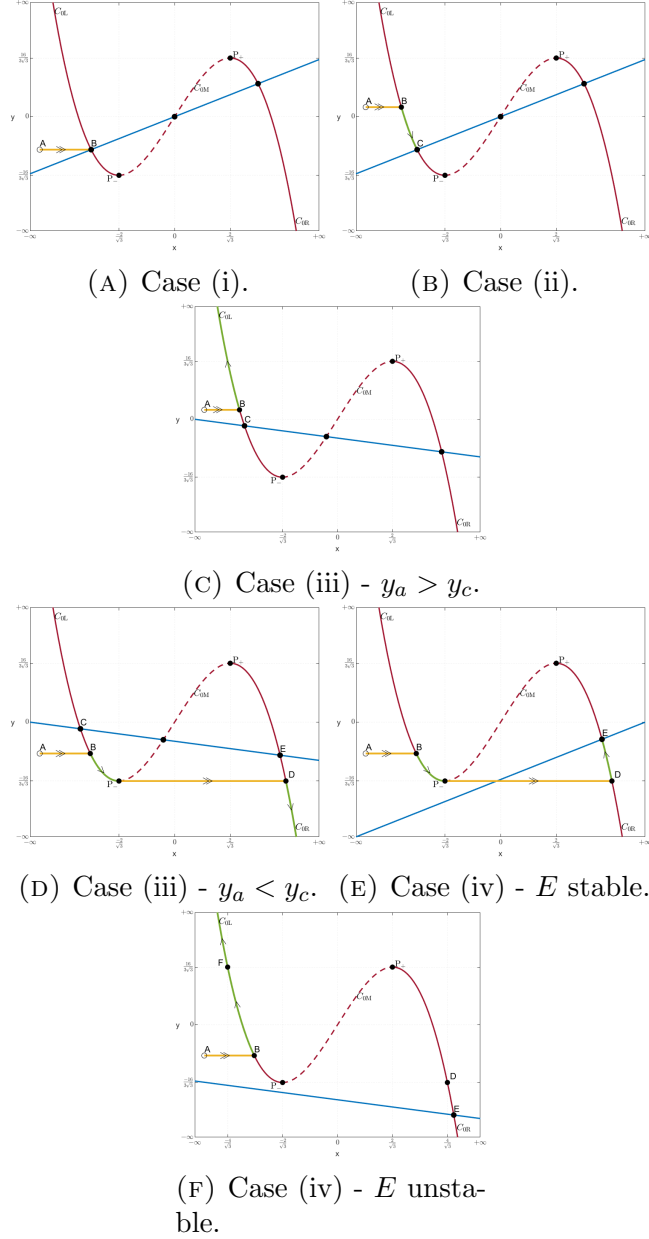


FIGURE 2. Examples of Cases (i)–(iv). Critical manifold in red - attracting regions in solid line and repelling region in dashed line. Line $\dot{y} = 0$ in blue. Fast trajectories in yellow and slow trajectories in green. Points of interest/equilibrium/fold in black. Initial point, A , outlined in black.

This is because, if $E = (x_e, y_e) \in \mathcal{C}_{0R}$ with $y_e < -16/3\sqrt{3}$ then the trajectory follows \mathcal{C}_{0R} up to the fold point P_+ , jumps to \mathcal{C}_{0L} and follows it up, away from C and with its second coordinate going to $+\infty$. If either there is no equilibrium in \mathcal{C}_{0R} or if $E = (x_e, y_e) \in \mathcal{C}_{0R}$ with

$y_e > -16/3\sqrt{3}$, then γ_A follows \mathcal{C}_{0R} down with its second coordinate going to $-\infty$ as in Figure 2d.

Scenario (iv): let $E = (x_e, y_e)$ be an equilibrium point in \mathcal{C}_{0R} . Geometrically, the point E is the intersection of the cubic curve $x' = 0$ with the line $\dot{y} = 0$. Since there are no more equilibria in \mathcal{C}_{0L} , we may observe that, if E is unstable, then $y_a > y_e$. The proof is simple: if E is unstable, then $\psi_x < 0$ where ψ was defined in (10). Since $f_x(E, 0) > 0$, it follows that $b < 0$ and therefore the line has a negative slope. Now, assume by contradiction that $y_b < y_e$. The line $\dot{y} = 0$ necessarily intersects the cubic surface in \mathcal{C}_{0L} and hence, there exists an equilibrium in \mathcal{C}_{0L} giving our contradiction. Thus, at B , we have $\dot{y} > 0$ and therefore, the trajectory γ_A remains in \mathcal{C}_{0L} , with the first coordinate of $\gamma_A(\tau)$ going to $-\infty$ as $\tau \rightarrow \infty$ while the second coordinate of $\gamma_A(\tau)$ goes to ∞ . If the point E is stable, γ_A travels along \mathcal{C}_{0L} from B to P_- , jumps in fast time to point D in the branch \mathcal{C}_{0R} , ending at E .

Scenario (v): by using the symmetry of f (f is odd), one may check easily that the parameter b is positive and that there are either three equilibria or only one in \mathcal{C}_{0M} . In both cases, since the points belong to the unstable region of \mathcal{C}_0 , the dynamics of γ_A does depend on the number of equilibria in the system. Therefore, we can observe that any point in the region \mathcal{C}_{0L} satisfies $\dot{y} < 0$, so the trajectory γ_A moves along \mathcal{C}_{0L} from point B to the fold point P_- , and then *jumps*, in fast time, to point D . Similarly, γ_A continues to P_+ and then *jumps* to point F . Thus, γ_A goes through points F, P_-, D and P_+ periodically and, therefore, γ_A is a periodic solution. The trajectory neither diverges nor converges to an equilibrium point (cf. Figure 3a).

Any trajectory starting at any point in $\mathbb{R}^2 \setminus \mathcal{C}_0$ moves in fast time to a point in one of the stable regions of the critical manifold \mathcal{C}_0 . In the previous scenarios, we have assumed that this point belongs to the branch \mathcal{C}_{0L} , but the dynamics for the case where the point is located on the branch \mathcal{C}_{0R} is analogous to the former.

3.2. Period of the limit cycle. In Scenario (iii) when the equilibria of $\mathcal{C}_{0L} \cup \mathcal{C}_{0R}$ satisfy $|y| > \frac{16}{3\sqrt{3}}$ and in Scenario (v), we have observed the emergence of a periodic solution alternating between the slow and the fast flows. Now, in order to estimate its period, we are going to determine the points responsible for linking slow and fast flows.

The transition from the slow flow to the fast one occurs at the fold points $P_{\pm} = \pm \left(2/\sqrt{3}, 16/3\sqrt{3} \right)$. Similarly, the transition from the fast flow to the slow one happens at the points $F = \left(-4/\sqrt{3}, 16/3\sqrt{3} \right)$ and $D = \left(4/\sqrt{3}, -16/3\sqrt{3} \right)$.

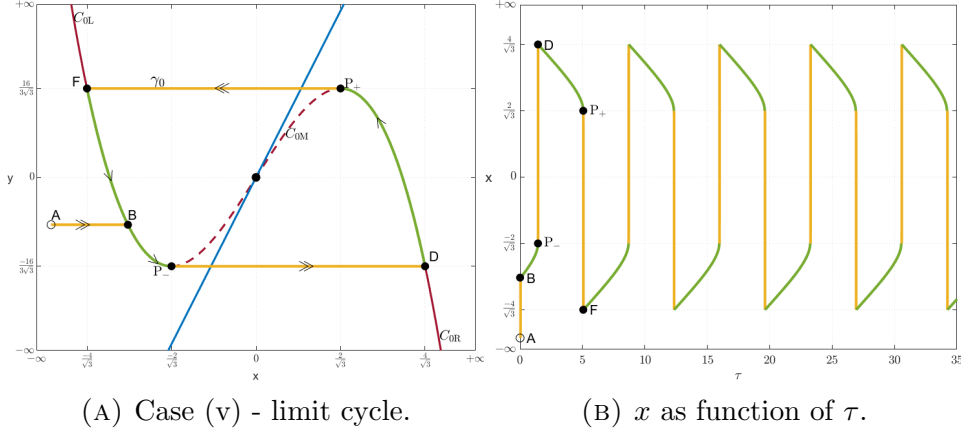


FIGURE 3. Example of case (v) with parameters $b = 0.2$ and $c = 0$. Periodic solution γ_0 composed of two slow trajectories (green) and two fast trajectories (yellow) with a period $\mathcal{T}_{\gamma_0} \approx 3.61$ time units (τ).

Let γ_0 be the periodic trajectory of system (5) with initial condition at D (cf. Figure 3). As we have seen, γ_0 follows periodically the cycle:

$$\gamma_0 : D \xrightarrow{\text{slow flow}} P_+ \xrightarrow{\text{fast flow}} F \xrightarrow{\text{slow flow}} P_- \xrightarrow{\text{fast flow}} D \xrightarrow{\text{slow flow}} (\dots) .$$

We intend to compute the period \mathcal{T}_{γ_0} of this cycle. Since $\varepsilon = 0$, then the fast flow of the system is traversed almost instantaneously. Therefore, \mathcal{T}_{γ_0} is determined by the durations $\mathcal{T}_{\gamma_0}^{\mathcal{C}_{0L}}$ and $\mathcal{T}_{\gamma_0}^{\mathcal{C}_{0R}}$ of γ_0 along the branches \mathcal{C}_{0L} and \mathcal{C}_{0R} , respectively. Since f is odd, we have $\mathcal{T}_{\gamma_0}^{\mathcal{C}_{0L}} = \mathcal{T}_{\gamma_0}^{\mathcal{C}_{0R}}$. Thus,

$$(12) \quad \mathcal{T}_{\gamma_0} \approx \mathcal{T}_{\gamma_0}^{\mathcal{C}_{0L}} + \mathcal{T}_{\gamma_0}^{\mathcal{C}_{0R}} = 2 \mathcal{T}_{\gamma_0}^{\mathcal{C}_{0R}} .$$

Hence, the time spent by the trajectory in \mathcal{C}_{0R} is given by:

$$\mathcal{T}_{\gamma_0}^{\mathcal{C}_{0R}} \equiv \int_0^{\mathcal{T}_{\gamma_0}^{\mathcal{C}_{0R}}} d\tau .$$

Using (10) we determine $\mathcal{T}_{\mathcal{C}_{0R}}$ with respect to the fast variable:

$$(13) \quad \mathcal{T}_{\gamma_0} \approx 2 \mathcal{T}_{\gamma_0}^{\mathcal{C}_{0R}} = 2 \int_{\frac{4}{\sqrt{3}}}^{\frac{2}{\sqrt{3}}} \frac{4 - 3x^2}{bx^3 + (1 - 4b)x + c} dx ,$$

that may be evaluated for any suitable value of b and c . For instance, for $b = c = 0$ we are in case (v) and

$$\mathcal{T}_{\gamma_0} = 2 \int_{\frac{4}{\sqrt{3}}}^{\frac{2}{\sqrt{3}}} \frac{4 - 3x^2}{x} dx = 12 - 8 \log(2) \approx 6.45 .$$

In this section we have described the dynamics of (5) in the singular case $\varepsilon = 0$, in the various cases according to the number and stability of its equilibria, as shown in Figures 2 and 3. We have also obtained

conditions under which (5) with $\varepsilon = 0$ has a periodic solution that alternates between the fast and the slow flows and we have determined its period. In the next section we look at the dynamics of (3) in the nonsingular case $\varepsilon \gtrsim 0$.

4. THE REGULAR CASE ($0 < \varepsilon \ll 1$)

The independence of the time scales when $\varepsilon = 0$ makes the system simpler to understand. By allowing the dynamics to be separated into two distinct phases, slow and fast, we can study each one independently and understand its underlying dynamics.

As we will see in Fenichel's theorem (Theorem 1 stated below) when $0 < \varepsilon \ll 1$, the dynamics of the perturbed system is similar to that of the singular system, with a deviation of $\mathcal{O}(\varepsilon)$, where \mathcal{O} stands for the usual *Landau* notation. That is, the smaller the ε , the *more similar* the system trajectories are to those described in the singular system. Fenichel's theorem guarantees that for $0 < \varepsilon \ll 1$, there exists a set S_ε very close to S_0 that exhibits the same behaviour as S_0 .

Theorem 1 (Fenichel, 1979 [3]). *Suppose S_0 is a compact normally hyperbolic submanifold of the critical manifold \mathcal{C}_0 of (3) and that $f, g \in C^r$ ($2 \leq r < \infty$). Then for $\varepsilon > 0$, sufficiently small, the following hold:*

- (H1) *There exists a locally invariant manifold S_ε diffeomorphic to S_0 .*
- (H2) *The set S_ε has Hausdorff¹ distance $\mathcal{O}(\varepsilon)$, as $\varepsilon \rightarrow 0$, from S_0 .*
- (H3) *The flow in S_ε converges to the slow flow, as $\varepsilon \rightarrow 0$.*
- (H4) *The set S_ε is C^r -smooth.*
- (H5) *The set S_ε is normally hyperbolic and has the same stability properties with respect to the fast variables as S_0 .*
- (H6) *The set S_ε is usually not unique. In regions that remain at a fixed distance from the topological boundary ∂S_ε of S_ε , all manifolds satisfying (H1)–(H5) lie at a Hausdorff distance $\mathcal{O}(e^{-K/\varepsilon})$ from each other for some $K > 0$, where $K = \mathcal{O}(1)$.*

The proof of this theorem is extensive and covers topics in perturbation theory that are beyond the scope of this work. The reader may find it in [16] or in its original version in [3].

Definition 4.1. The set S_ε mentioned in Theorem 1 is referred to as the **slow manifold** of (3).

¹The Hausdorff distance between two nonempty sets $V, W \subset \mathbb{R}^{m+n}$ is defined by

$$d_H(V, W) := \max \left\{ \sup_{v \in V} \inf_{w \in W} \|v - w\|, \sup_{w \in W} \inf_{v \in V} \|v - w\| \right\}.$$

Discussion of fenichel’s theorem. Theorem 1 is central to the study of systems with multiple time scales. Let us examine the role of each statement separately.

Statement (H6) is useful to simplify the language. In fact, there is not just one slow manifold S_ε . However, since all possible slow manifolds S_ε^j , $j \in \mathbb{N}$, are at a distance $\mathcal{O}\left(e^{-K/\varepsilon}\right) \xrightarrow{\varepsilon \rightarrow 0} 0$ from each other, we can simplify the discussion and consider only one slow manifold S_ε .

The existence of a one-to-one correspondence between S_ε and $S_0 \subset \mathcal{C}_0$, (H1), is important for the other statements in the theorem. The set S_ε , being locally invariant, means that trajectories do not leave the slow manifold except at its boundary. Statement (H2) guarantees that the smaller ε is, the closer S_ε is to S_0 . Thus, since S_ε is locally invariant, the trajectories on S_ε approach S_0 by (H3). Finally, the fact that S_ε is continuously differentiable to the same order as S_0 , (H4), and is diffeomorphic to S_0 , (H1), allows us to assert that the two sets S_0 and S_ε share the same stability. The set S_ε being normally hyperbolic, (H5), ensures that the fast variables have the same stability properties of S_0 .

4.1. **The manifold S_ε .** In this section, we give a precise way to describe S_ε . Consider the (1,1)-fast–slow system in the slow time scale:

$$(14) \quad \begin{aligned} \varepsilon \frac{dx}{d\tau} &= \varepsilon \dot{x} = f(x, y, \varepsilon), \\ \frac{dy}{d\tau} &= \dot{y} = g(x, y, \varepsilon), \end{aligned}$$

with $0 < \varepsilon \ll 1$.

Let S_0 be a compact, normally attracting subset of \mathcal{C}_0 without equilibria ($g(x, y, \varepsilon) \neq 0$). By the implicit function theorem, there exists a function $x = x_0(y)$, for $y \in]a, b[$, such that we define S_0 as:

$$(15) \quad \begin{aligned} S_0 &= \{(x, y) \in \mathbb{R}^2 : f(x, y, 0) = 0 \wedge y \in]a, b[\} \\ &= \{(x, y) \in \mathbb{R}^2 : x = x_0(y) \wedge y \in]a, b[\}. \end{aligned}$$

Theorem 2 (Fenichel, 1979 [3]. See also Theorem 11.1.1 in Kuehn, 2015 [16]). *Let S_0 be a compact normally hyperbolic submanifold of \mathcal{C}_0 . Then there exists a slow manifold S_ε that is $\mathcal{O}(\varepsilon)$ -close to S_0 for $\varepsilon > 0$ sufficiently small. Locally, S_ε is represented as a graph of a smooth function $h(y, \varepsilon)$:*

$$S_\varepsilon = \{(x, y) \in \mathbb{R}^2 : x = h(y, \varepsilon)\},$$

where the map $y \mapsto h(y, \varepsilon) : \mathbb{R} \rightarrow \mathbb{R}$ has the asymptotic expansion

$$h(y, \varepsilon) = h_0(y) + h_1(y)\varepsilon + h_2(y)\varepsilon^2 + \mathcal{O}(\varepsilon^3).$$

From the previous result, we may conclude that $h_0(y) = x_0(y)$. The curve $h_0(y)$ defines locally the set S_0 of the critical manifold \mathcal{C}_0 .

In what follows, our aim is to show how to compute the term $h_1(y)$ in the expansion. Taking into account that $g(x, y, \varepsilon) \neq 0$, write (14) as

$$(16) \quad \varepsilon \frac{dx}{dy} = \frac{f(x, y, \varepsilon)}{g(x, y, \varepsilon)}.$$

By invariance, the set $x \equiv h(y, \varepsilon)$ satisfies (16) and hence

$$(17) \quad \varepsilon \frac{dh_0}{dy}(y) + \varepsilon^2 \frac{dh_1}{dy}(y) + \mathcal{O}(\varepsilon^3) = \frac{f(h(y, \varepsilon), y, \varepsilon)}{g(h(y, \varepsilon), y, \varepsilon)}.$$

We want to estimate the first terms in (17). For the first one, if $(x(\tau), y(\tau))$ is a solution of (14) for $\varepsilon = 0$ with initial condition in S_0 , hence $f(x(\tau), y(\tau), 0) \equiv 0$, then

$$f_x(x, y, 0) \frac{dx}{d\tau} + f_y(x, y, 0) \frac{dy}{d\tau} = 0 \quad \Rightarrow \quad \frac{dx}{dy} = -\frac{f_y(x, y, 0)}{f_x(x, y, 0)}$$

which implies (because $x \equiv h(y, \varepsilon)$)

$$(18) \quad \frac{\partial h}{\partial y}(y, 0) = \frac{dh_0}{dy}(y) = -\frac{f_y(h_0(y), y, 0)}{f_x(h_0(y), y, 0)}.$$

Now we compute $h_1(y)$. To do this, let $H(x, y, \varepsilon) := \frac{f(x, y, \varepsilon)}{g(x, y, \varepsilon)}$, so the right hand side of (17) is

$$(19) \quad H(h(y, \varepsilon), y, \varepsilon) = \varepsilon \left(\frac{\partial H}{\partial x}(h(y, 0), y, 0) h_1(y) + \frac{\partial H}{\partial \varepsilon}(h(y, 0), y, 0) \right) + \mathcal{O}(\varepsilon^2),$$

since $H(h(y, 0), y, 0) = 0$ and $\frac{\partial H}{\partial \varepsilon}(h(y, 0), y, 0) = h_1(y)$.

Next, we use again $f(h(y, 0), y, 0) = 0$ to compute the derivatives of H appearing in (19):

$$\frac{\partial H}{\partial x}(h(y, 0), y, 0) = \frac{f_x(h(y, 0), y, 0)}{g(h(y, 0), y, 0)}, \quad \frac{\partial H}{\partial \varepsilon}(h(y, 0), y, 0) = \frac{f_\varepsilon(h(y, 0), y, 0)}{g(h(y, 0), y, 0)}$$

and (19) becomes

$$(20) \quad H(h(y, \varepsilon), y, \varepsilon) = \varepsilon \left(\frac{f_x(h_0(y), y, 0)}{g(h_0(y), y, 0)} h_1(y) + \frac{f_\varepsilon(h_0(y), y, 0)}{g(h_0(y), y, 0)} \right) + \mathcal{O}(\varepsilon^2).$$

Substituting (18) and (20) into (17) yields

$$-\varepsilon \frac{f_y(h_0(y), y, 0)}{f_x(h_0(y), y, 0)} + \mathcal{O}(\varepsilon^2) = \varepsilon \left(\frac{f_x(h_0(y), y, 0)}{g(h_0(y), y, 0)} h_1(y) + \frac{f_\varepsilon(h_0(y), y, 0)}{g(h_0(y), y, 0)} \right) + \mathcal{O}(\varepsilon^2)$$

hence

$$(21) \quad h_1(y) = -\frac{f_y(h_0(y), y, 0) g(h_0(y), y, 0)}{(f_x(h_0(y), y, 0))^2} - \frac{f_\varepsilon(h_0(y), y, 0)}{f_x(h_0(y), y, 0)}.$$

Example 4.1. Consider the system FH-N (5). If we take $S_0 \subset \mathcal{C}_{0L}$, we get that S_0 is defined as

$$h_0(y) = -\frac{4 \left(\frac{2}{3}\right)^{1/3}}{\left(9y + \sqrt{3(27y^2 - 256)}\right)^{1/3}} - \frac{\left(9y + \sqrt{3(27y^2 - 256)}\right)^{1/3}}{18^{1/3}}.$$

Additionally, using (21), we get

$$h_1(y) = \frac{h_0(y) - by - c}{(4 - h_0^2(y))^2}$$

and S_ε is approximated by the graph of

$$h_\varepsilon(y) = h_0(y) + \frac{h_0(y) - by - c}{(4 - h_0^2(y))^2} \varepsilon. \quad \diamond$$

Since we defined the slow manifold S_ε as an asymptotic expansion starting at the critical manifold \mathcal{C}_0 , we can apply the same reasoning to determine the period of a periodic solution, $\mathcal{T}_{\gamma_\varepsilon}$, of a fast-slow system, with $0 < \varepsilon \ll 1$. In particular, using the same argument used to prove (12) we have:

$$\mathcal{T}_{\gamma_\varepsilon} = \mathcal{T}_{\gamma_0} + \mathcal{O}(\varepsilon).$$

5. BIFURCATIONS

To understand the effect of the parameters b and c , we analyse two cases of (5), where the first has $b = 0$ and $c \in \mathbb{R}$, and the second has $b \in \mathbb{R} \setminus \{0\}$ and $c = 0$.

(i) For $c \in \mathbb{R}$ and $b = 0$, system (5) may be recast into the form:

$$(22) \quad \begin{aligned} \frac{dx}{dt} &= x' = -y + 4x - x^3 \\ \frac{dy}{dt} &= y' = \varepsilon(x - c), \end{aligned}$$

with $0 < \varepsilon \ll 1$. It has only one equilibrium $E = (c, \varphi(c))$ for $\varphi(x) := 4x - x^3$, which results from the intersection of the cubic curve

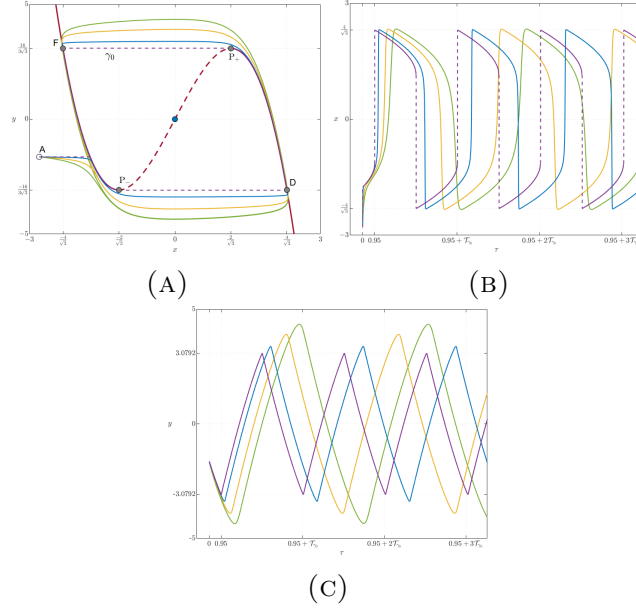


FIGURE 4. (a) - Trajectory of the system (5) with parameters $b = 0 = c$, started at $A \approx (-2.8, 1.64)$ and with $\varepsilon \in \{0, 0.1, 0.5, 1\}$ (violet, blue, green, yellow). Critical manifold (red) and unstable equilibrium point (blue). (b) - Dynamics of the trajectories of (a) in the coordinate plane (τ, x) . (c) - Dynamics of the trajectories of (a) in the coordinate plane (τ, y) .

$y = \varphi(x)$ and the line $x = c$.

In order to evaluate the stability of E , we compute the jacobian matrix J_E of the vector field associated to (22) at E and find its eigenvalues, say $\lambda_E^\pm(c, \varepsilon)$. Thus, we get

$$J_E = \begin{bmatrix} 4 - 3c^2 & -1 \\ \varepsilon & 0 \end{bmatrix} \quad \text{and} \quad \lambda_E^\pm(c, \varepsilon) = \frac{(4 - 3c^2) \pm \sqrt{(4 - 3c^2)^2 - 4\varepsilon}}{2}.$$

It is straightforward to conclude that:

- (1) The equilibrium E is an unstable node/focus if $|c| < \frac{2}{\sqrt{3}}$ and
- (2) E is a stable node/focus if $|c| > \frac{2}{\sqrt{3}}$.

When $c = c^H := \pm \frac{2}{\sqrt{3}}$ and $0 < \varepsilon \ll 1$, we get $\lambda_E^\pm(c^H, \varepsilon) = \pm i\sqrt{\varepsilon}$.

For $\varepsilon > 0$, as shown in Figure 5, the stability of the equilibrium point in the neighbourhood of c^H changes from a stable focus to an unstable focus as c decreases.

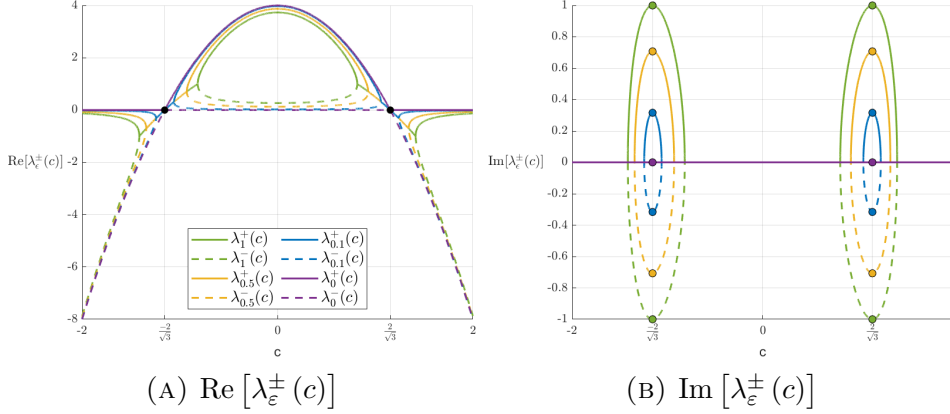


FIGURE 5. Variation of the real and imaginary parts of the eigenvalues of the Jacobian matrix of system (22), evaluated at the equilibrium point E , as a function of the parameter c (λ_ε^+ with solid line and λ_ε^- with dashed line) for different values of ε , $\varepsilon = 1$ (yellow), $\varepsilon = 0.1$ (violet) e $\varepsilon = 0$ (blue). Hopf bifurcation (black).

For $c = 1.15 < c^H$ and $\varepsilon = 1$, the equilibrium point E is an unstable focus, and thus it is expected that trajectories starting close to the fold point P_+ diverge, for $t > 0$. Numerically, we found a periodic solution when $c \lesssim c^H$ (cf. Figure 6c). This dynamics is typical of a **subcritical Hopf bifurcation**, with a stable periodic solution as described in the next result. Here *subcritical* means that the periodic solution exists for $c < c^H$. If the periodic solutions were found for $c > c^H$, the bifurcation would be called *supercritical*.

Theorem 3 (Hopf, 1942. See also Marsden & McCracken, 1976 [17] for English translation in Section 5.). *Given a one-parameter family of differential equations in \mathbb{R}^2 with parameter c :*

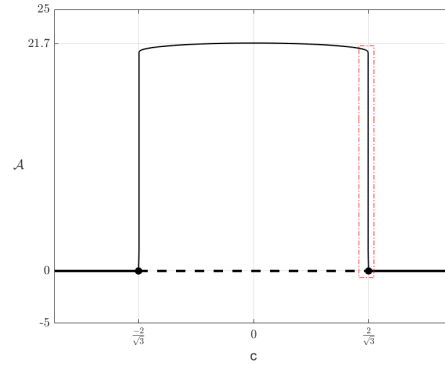
$$\begin{aligned} \dot{x} &= f(x, y; c) \\ \dot{y} &= g(x, y; c), \quad f, g \in C^k \quad (k \geq 2), \end{aligned}$$

such that there exists an equilibrium point $(x_0(c), y_0(c)) \in \mathbb{R}^2$ for all $c \in \mathbb{R}$ and the eigenvalues of the jacobian matrix $J_{(x_0(c), y_0(c))}$ can be written as $\lambda(c) = \alpha(c) \pm i\beta(c)$, if for some $c^ \in \mathbb{R}$ the following holds:*

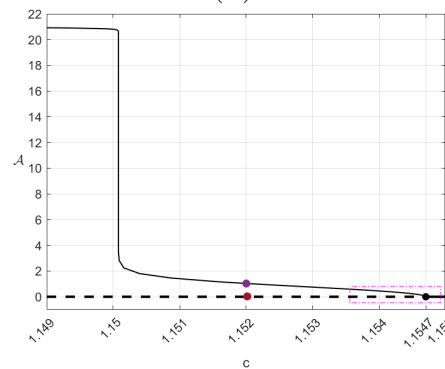
$$\alpha(c^*) = 0, \quad \beta(c^*) \neq 0 \quad \text{and} \quad \frac{d\alpha}{dc}(c^*) \neq 0,$$

then, for c close to c^ , there exists a **periodic solution** (limit cycle) around $(x_0(c), y_0(c))$.*

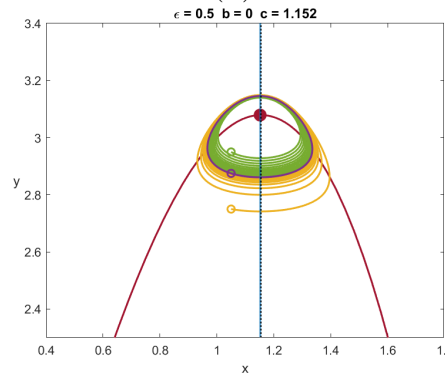
System (22) satisfies the conditions of Theorem 3, thus confirming the numerical finding of Figure 6c. The stability of the periodic solution will be discussed in Section 6 below.



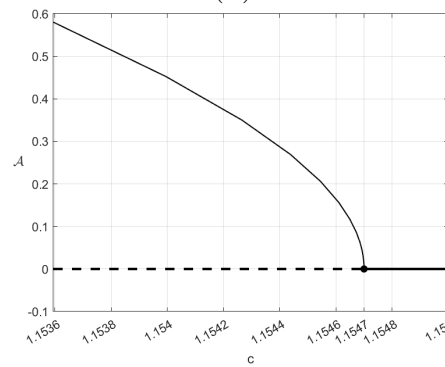
(A)



(B)



(C)



(D)

FIGURE 6. (a) - Bifurcation diagram of the parameter c in the system (22), with $\varepsilon = 0.5$. Stable equilibrium (solid line at $\mathcal{A} = 0$) for $|c| > 2/\sqrt{3}$, unstable (dashed line) for $|c| < 2/\sqrt{3}$ and Hopf bifurcation points (black dots) for $|c| = 2/\sqrt{3}$. Stable periodic solutions (solid line at $\mathcal{A} \neq 0$) for $|c| < 2/\sqrt{3}$. (b) - Zoom of the region within the red rectangle observed in (a). (c) - Example of a periodic solution of the

(ii) For $b \in \mathbb{R} \setminus \{0\}$ and $c = 0$, system (5) may be written as:

$$(23) \quad \begin{aligned} \frac{dx}{dt} &= x' = -y + 4x - x^3 \\ \frac{dy}{dt} &= y' = \varepsilon(x - by), \end{aligned}$$

with $0 < \varepsilon \ll 1$. For all $b \in \mathbb{R} \setminus \{0\}$, the origin, $E_0 = (0, 0)$, is an equilibrium point of the system (23). If either $b < 0$ or $b > 1/4$, the system has two symmetric equilibria at $x_{\pm} = \pm\sqrt{4 - b^{-1}}$. They are:

$$E_{\pm} = (x_{\pm}, \varphi(x_{\pm})), \quad \text{with} \quad \varphi(x) := 4x - x^3.$$

For $b < 0$, the equilibrium E_0 is an unstable node/focus and E_- and E_+ are saddles. For $0 < b \leq 1/4$, there is a stable limit cycle and only the origin is an equilibrium point of the system, but it still exhibits the same unstable node/focus dynamics.

The equilibrium E_0 becomes a saddle when $b > 1/4$. Moreover, at $b = 1/4$ two new equilibria E_- and E_+ are created (cf. Figure 8a). Given the symmetry of E_{\pm} in this case, the stability of both equilibrium points is the same. Thus, we will only study the stability of E_+ by computing

$$J_{E_+} = \begin{bmatrix} 3b^{-1} - 8 & -1 \\ \varepsilon & -\varepsilon b \end{bmatrix}, \quad \text{tr}(J_{E_+}) = -\varepsilon b + 3b^{-1} - 8 \quad \text{and} \quad \det(J_{E_+}) = 2\varepsilon(4b - 1),$$

where tr and \det denote the trace and determinant operators. Note that $\det(J_{E_+}) > 0$, since $b > 1/4$. The eigenvalues of J_{E_+} satisfy

$$\lambda_{\varepsilon}^{\pm}(b) = \frac{\text{tr}(J_{E_+}) \pm \sqrt{\text{tr}^2(J_{E_+}) - 4 \det(J_{E_+})}}{2}.$$

If we take

$$b_{\varepsilon}^{\text{H}} = \frac{-4 + \sqrt{16 + 3\varepsilon}}{\varepsilon} > \frac{1}{4}, \quad 0 < \varepsilon \ll 1$$

then at $b = b_{\varepsilon}^{\text{H}}$

$$\text{tr}(J_{E_+}) = 0 \quad \text{and} \quad \left. \frac{d\text{Re}(\lambda_{\varepsilon}^+)}{db} \right|_{b=b_{\varepsilon}^{\text{H}}} < 0$$

and therefore, by Theorem 3, there is a *Hopf* bifurcation. In the limit, as $\varepsilon \rightarrow 0$, we have $b_{\varepsilon}^{\text{H}} \rightarrow 3/8$ (cf. Figure 7). Moreover, for $b = 3/8$, the fold points are equilibria of (23).

The numerical simulations shown in Figure 8 indicate that the *Hopf* bifurcation at E_+ is supercritical, hence generating an unstable periodic solution. This means that all trajectories starting in the regions bounded by the periodic solutions are attracted to the equilibrium point E_- or E_+ , also lying in the interior of that region. On the other hand, when trajectories start outside these regions, they converge to

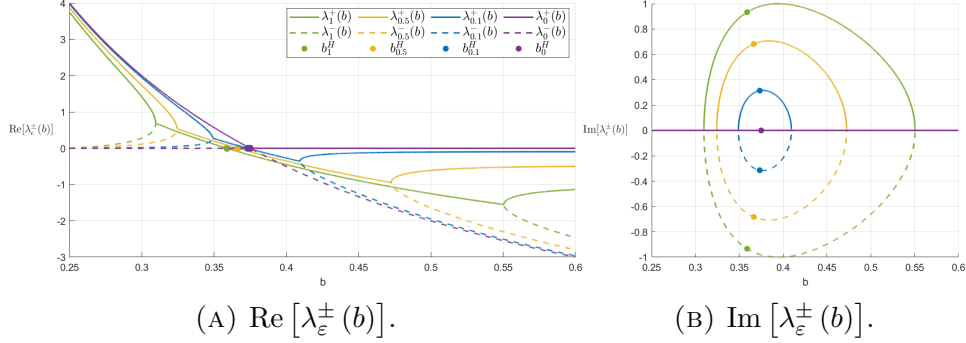


FIGURE 7. Variation of the real and imaginary parts of the eigenvalues of the Jacobian matrix of the system (23), evaluated at the equilibrium point, as function of the parameter b ($\lambda_{\varepsilon}^{+}$ with solid line, $\lambda_{\varepsilon}^{-}$ with dashed line, and *Hopf* bifurcation point) for different values of ε , $\varepsilon = 1$ (green), $\varepsilon = 0.5$ (yellow), $\varepsilon = 0.1$ (blue) e $\varepsilon = 0$ (violet).

the global stable limit cycle which already existed when the equilibria were unstable. As observed in the example of Figure 8, the amplitude of the unstable periodic solutions grows very quickly for small variations in b , but reaches an unexpected maximum for $b = b_{\varepsilon}^{Hom}$. This happens when the periodic solution captures the saddle equilibrium E_0 at a *homoclinic bifurcation* [8, 19].

Definition 5.1. Consider a system of ordinary differential equations $\frac{dX}{dt} = F(X)$, where $F \in C^2$, $X \in \mathbb{R}^n$ for some $n \in \mathbb{N}$. Assume that $X_0 \in \mathbb{R}^n$ is an equilibrium and γ is a non-stationary solution of the system. The trajectory/orbit γ is said to be *homoclinic* to X_0 if

$$\gamma(t) \rightarrow X_0 \quad \text{as} \quad t \rightarrow \pm\infty.$$

The existence of a saddle point equilibrium is not a sufficient condition for the existence of a homoclinic trajectory, as this also requires the existence of an intersection between the stable and unstable manifolds of the equilibrium point.

We already knew that (23) has the saddle equilibrium $E_0 = (0, 0)$ and we have observed numerically that, for $b = b_{\varepsilon}^{Hom}$, there is a homoclinic trajectory to the origin E_0 . In Figures 8 and 9, which consider the system (23) for $\varepsilon = 0.5$, the homoclinic orbit appears for $b = b_{\varepsilon}^{Hom} \approx 0.36932$, very close to $b_{\varepsilon}^H \approx 0.3666$. This bifurcation where a periodic solution is destroyed at a homoclinic orbit is called a *homoclinic bifurcation* [8, 19].

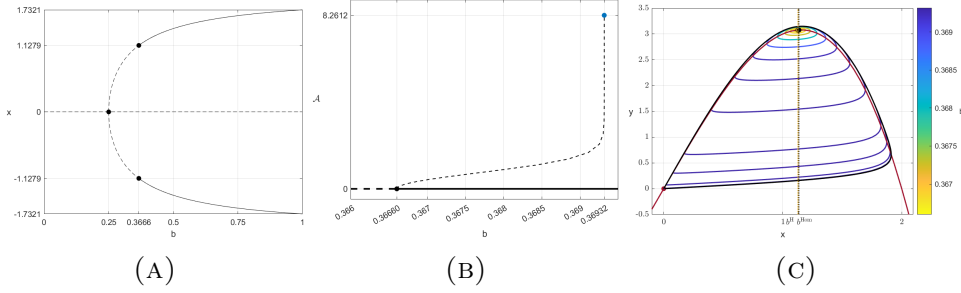


FIGURE 8. (a) - Bifurcation of the equilibria of the system (22) as a function of the parameter b , with $\varepsilon = 0.5$. Equilibrium point E_0 is always unstable (dashed line). Equilibria E_- and E_+ are unstable for $1/4 < b < b_{0.5}^H \approx 0.3666$ and stable $b > b_{0.5}^H$ (solid line). Bifurcation points at $b = 1/4$ (*Pitchfork*) and at $b = b_{0.5}^H$ (supercritical *Hopf*). (b) Amplitude of the periodic solution around the point E_+ as a function of b . Supercritical *Hopf* bifurcation (black dot) leads to an unstable periodic solution that collides with the homoclinic orbit generated by the saddle point E_0 . Homoclinic bifurcation at $b_{0.5}^{Hom} \approx 0.36932$ (blue dot). (c) - Example of unstable periodic solutions of the system (23) generated by the *Hopf* bifurcation, for $b_{0.5}^H \leq b \leq b_{0.5}^{Hom}$ and $\varepsilon = 0.5$. Homoclinic orbit (black line). C_0 and E_0 in red, vertical lines $x = x(b_{0.5}^H)$ (yellow) and $x = x(b_{0.5}^{Hom})$ (black). Colour scale for the variation of the parameter b .

6. SINGULARITIES AND *Canards*

As we have seen in case (i) of Section 5, when the system's equilibrium is also a fold point, a subcritical *Hopf* bifurcation occurs, giving rise to a stable periodic solution. In Sections 3 and 4.1, we found another periodic solution which is not related to the *Hopf* bifurcation. Thus, for different parameters, we have two stable periodic solutions with distinct dynamical properties. In this section, the **canard phenomena** bridges the local periodic solution from the *Hopf* bifurcation to the global limit cycle.

As illustrated in Figure 6c, the existence in (22) of a periodic solution around the equilibrium point implies that the orbit traverses a part of its trajectory close to the repelling region of the critical manifold C_0 . This behaviour seems to be contradictory since we found a solution that is close to the unstable branch of C_0 .

Definition 6.1. A slow trajectory that is $\mathcal{O}(\varepsilon)$ away from the repelling region of the slow manifold for a time of order $\mathcal{O}(1)$, is called a **canard**.

Canards are related to equilibria of the slow equation that occur at fold points of the slow manifold.

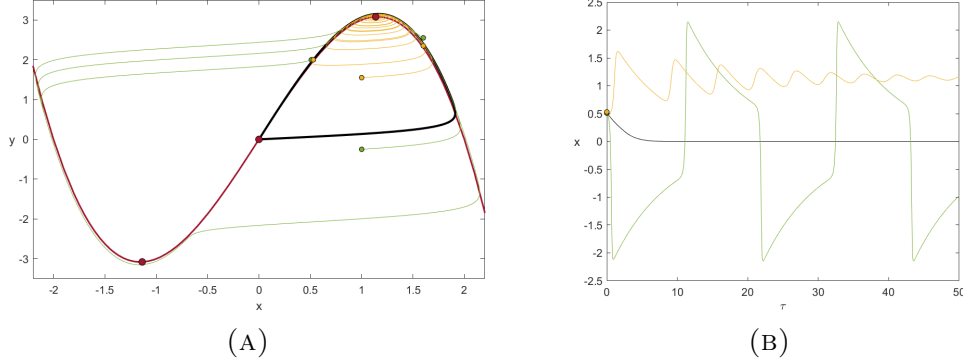


FIGURE 9. (a) - (x, y) plane of the system (23) for $\varepsilon = 0.5$ and $b = b_{0.5}^{Hom} \approx 0.36932$. \mathcal{C}_0 and equilibrium points in red. Homoclinic orbit (black), trajectories whose initial condition is within the region bounded by the homoclinic curve (yellow) and trajectories whose initial condition is outside the region bounded by the homoclinic curve (green). (b) - (τ, x) plane of the system (23) for $\varepsilon = 0.5$ and $b = b_{0.5}^{Hom} \approx 0.36932$. Trajectories initiated at $(x_0, y_0) = (0.51, 2)$ (green), at $(x_0, y_0) = (0.53, 2)$ (yellow) and at the homoclinic orbit $(x_0, y_0) \approx (0.5158, 1.9578)$.

Definition 6.2. Given a singular $(1, 1)$ -fast-slow system parametrised by $\lambda \in \mathbb{R}$. Let $\mathbf{p} = (x, y)$ be a fold point. The point \mathbf{p} is called a **singular fold** if:

$$(24) \quad \begin{aligned} f(\mathbf{p}, \lambda, 0) = 0, \quad f_x(\mathbf{p}, \lambda, 0) = 0, \\ f_{xx}(\mathbf{p}, \lambda, 0) \neq 0, \quad f_y(\mathbf{p}, \lambda, 0) \neq 0 \quad \text{and} \quad g(\mathbf{p}, \lambda, 0) = 0. \end{aligned}$$

The definition of *singular fold point* differs from that of a fold point since it is required to coincide with an equilibrium point of system (3) (i.e., $g(\mathbf{p}, \lambda, 0) = 0$).

Definition 6.3. A singular fold \mathbf{p} is said to be **regular** if:

$$(25) \quad g_x(\mathbf{p}, \lambda, 0) \neq 0 \quad \text{and} \quad g_\lambda(\mathbf{p}, \lambda, 0) \neq 0.$$

The behaviour around a regular singular fold is described in the next theorem, a concatenation of two important results, whose proof can be found in [14, 15, 16].

Theorem 4 (Krupa & Szmolyan, 2001a and 2001b [14, 15]. See also Theorems 8.1.3 and 8.2.1 of [16]). *Consider a $(1, 1)$ -fast-slow system where $(x, y) = (0, 0)$ is a regular singular fold point for $\lambda = 0$, in the following normal form:*

$$(26) \quad \begin{aligned} x' &= -y l_1(x, y, \lambda, \varepsilon) + x^2 l_2(x, y, \lambda, \varepsilon) + \varepsilon l_3(x, y, \lambda, \varepsilon) \\ y' &= \varepsilon (\pm x l_4(x, y, \lambda, \varepsilon) - \lambda l_5(x, y, \lambda, \varepsilon) + y l_6(x, y, \lambda, \varepsilon)). \end{aligned}$$

Assume that, for $\varepsilon = 0$, there is a slow trajectory connecting the repelling and attracting regions of the critical manifold \mathcal{C}_0 . Then, there

exist $\varepsilon_0 > 0$ and $\lambda_0 > 0$ such that for $0 < \varepsilon < \varepsilon_0$ and $|\lambda| < \lambda_0$, the system has an equilibrium point $\mathbf{p} \in \mathbb{R}^2$ near the origin where $\mathbf{p} \rightarrow (0, 0)$ as $(\lambda, \varepsilon) \rightarrow (0, 0)$.

Moreover, if \mathbf{p} is stable for $\lambda < 0$, there exists a continuous function $\lambda_c : [0, \varepsilon_0] \rightarrow \mathbb{R}$ that associates each value of $\varepsilon \in [0, \varepsilon_0]$ to a value λ that gives rise to a canard in the system, asymptotically defined by:

$$\lambda_c(\varepsilon) = -(B + A)\varepsilon + \mathcal{O}\left(\varepsilon^{3/2}\right),$$

and there exists a continuous function $\lambda_H : [0, \varepsilon_0] \rightarrow \mathbb{R}$ that associates each value of $\varepsilon \in [0, \varepsilon_0]$ to a value λ that gives rise to a Hopf bifurcation in the system, asymptotically defined by:

$$\lambda_H(\varepsilon) = -B\varepsilon + \mathcal{O}\left(\varepsilon^{3/2}\right),$$

where

$$A = \frac{-\frac{\partial l_1}{\partial x} + 3\frac{\partial l_2}{\partial x} - 2\frac{\partial l_4}{\partial x} + 2l_6}{8} \quad B = \frac{\frac{\partial l_3}{\partial x} + l_6}{2},$$

where the functions l_i , $i = 1, \dots, 6$ and their partial derivatives are evaluated at the point $(x, y, \lambda, \varepsilon) = (0, 0, 0, 0)$.

For $A \neq 0$, the Hopf bifurcation is non-degenerate. The Hopf bifurcation is supercritical if $A < 0$, and subcritical if $A > 0$.

Whenever a system with a regular singular fold exists, there is a change of coordinates that transforms the system into (26). As noted in Section 4, the existence of *canards* is coupled with the existence of a Hopf bifurcation, which in such systems is referred to as a **singular Hopf bifurcation**. That is, the values of λ_c that give rise to *canards* are at most $\mathcal{O}(\varepsilon)$ away from the values λ_H where a Hopf bifurcation occurs,

$$\lambda_H - \lambda_c = A\varepsilon + \mathcal{O}\left(\varepsilon^{3/2}\right).$$

An important consideration is the empirical difficulty in finding *canards*, since the smaller ε is, the narrower the interval of λ values for which *canards* appear. This small interval separates the λ values at which a limit cycle occurs from those where it either undergoes a Hopf bifurcation or does not have any periodic solution. For this reason, the dynamics produced in the system around this small interval is called the **canard explosion**.

Example 6.1. Consider the case (i) of Section 5. Since at the Hopf bifurcation point c^H the equilibrium $E = \left(c^H, \varphi(c^H)\right) = \left(\frac{2}{\sqrt{3}}, \frac{16}{3\sqrt{3}}\right)$ is a regular fold singularity, to determine the stability of the periodic solution, we need to transform the system into its normal form (see [8, 16] for more details), which involves a translation of the equilibrium

and of the bifurcation parameter to the origin. More specifically, we consider the change of coordinates:

$$(\bar{x}, \bar{y}, \bar{c}) = \left(x - c^H, y - \varphi(c^H), c^H - c \right),$$

where $\varphi(c^H) = 4c^H - (c^H)^3$. Omitting the bars \bar{x} and \bar{y} this gives rise to the following system equivalent to (22):

$$(27) \quad \begin{aligned} x' &= -y + x^2 \left(-2\sqrt{3} - x \right) \\ y' &= \varepsilon (x + \bar{c}). \end{aligned}$$

Since the parameters c and \bar{c} have opposite orientations, then the existence of a supercritical *Hopf* bifurcation with periodic solutions for $\bar{c} > 0$ implies the existence of a subcritical *Hopf* bifurcation with periodic solutions for $c < c^H$ in the original system (22).

It is easy to verify that $\mathbf{p} = (-\bar{c}, \varphi(-\bar{c})) \xrightarrow{\bar{c} \rightarrow 0} (0, 0)$ is an equilibrium of the system and that \mathbf{p} is stable for $\bar{c} < 0$. Additionally, we have

$$f_x(\mathbf{p}, 0) = 0, \quad f_{xx}(\mathbf{p}, 0) = -4\sqrt{3} \neq 0 \quad \text{and} \quad f_y(\mathbf{p}, 0) = -1 \neq 0,$$

and also,

$$g_x(\mathbf{p}, 0) = 1 \neq 0 \quad \text{and} \quad g_{\bar{c}}(\mathbf{p}, 0) = 1 \neq 0,$$

so \mathbf{p} is a regular singular fold point for $\bar{c} = 0$. Note that the system is defined in the normal form required by Theorem 4 and we have:

$$l_1 = 1, \quad l_2 = -2\sqrt{3} - x, \quad l_3 = 0, \quad l_4 = 1, \quad l_5 = -1, \quad l_6 = 0 \quad \text{and} \quad A = -3/8 < 0.$$

Thus, the *Hopf* bifurcation is supercritical for \bar{c} (subcritical for c) and occurs when

$$\bar{c}_H(\varepsilon) = 0 \cdot \varepsilon + \mathcal{O}\left(\varepsilon^{3/2}\right)$$

and the *canards* occur for

$$\bar{c}_c(\varepsilon) = -\frac{3}{8}\varepsilon + \mathcal{O}\left(\varepsilon^{3/2}\right). \quad \diamond$$

Figure 10 illustrates the emergence of *canards* in system (22) with $\varepsilon = 0.5$ and $\varepsilon = 0.1$. As we may see, the stable periodic solutions emerge from the subcritical *Hopf* bifurcation for $c = 2/\sqrt{3}$ (analogous for $c = -2/\sqrt{3}$). As mentioned above, some of these periodic solutions remain close to the repelling region of the critical manifold, making them *canards*. In Figures 10a and 10c, two types of orbits can be distinguished: the first type, coloured in yellow, consists of slow trajectories near \mathcal{C}_{0M} and \mathcal{C}_{0R} and one fast trajectory; the second type, coloured in green, which *surrounds* the other fold point, consists of three slow trajectories near \mathcal{C}_{0L} , \mathcal{C}_{0M} and \mathcal{C}_{0R} and two fast trajectories. We refer to these two types of *canards* as **headless canard** and

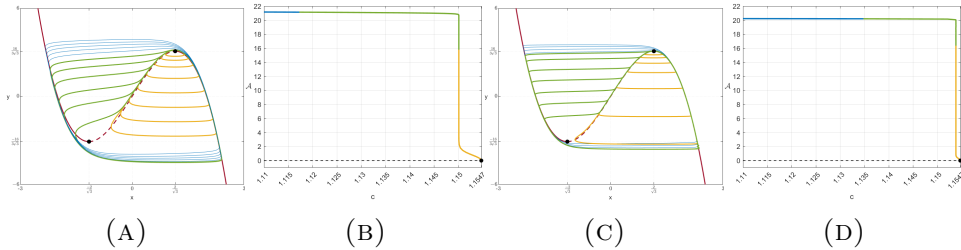


FIGURE 10. (a) - Flow of the system (22), for $\varepsilon = 0.5$. Critical manifold in red, attracting regions (solid line) and repelling region (dashed line), fold points (black), *canards* without head (yellow), *canards* with head (green), and limit cycles (blue). (b) - Bifurcation diagram of the system observed in (a). (c) - System (22), with $\varepsilon = 0.1$. (d) - Bifurcation diagram of the system observed in (c).

headed *canard*, respectively².

Note that the amplitude of the *canards* grows almost instantaneously. As stated in [16], this was expected, but it is still surprising. The *nearly vertical* lines observed in Figures 10b and 10d show *canards* with amplitudes, $\mathcal{A}(c) \in [2, 20]$ for $c \approx 1.150077$ in the case $\varepsilon = 0.5$ and for $c \approx 1.153794$ in the case $\varepsilon = 0.1$.

7. DISCUSSION AND FURTHER WORK

This article studies the dynamics of a fast-slow system derived from the *FitzHugh-Nagumo* model according to the geometric singular perturbation theory and the bifurcation theory methods. In particular, we provide an analytic proof that the fast-slow FH-N system presents relaxation oscillation dynamics as well as periodic solutions induced by *Hopf* bifurcation. We emphasise the emergence of a homoclinic orbit and *canards* connecting these two distinct dynamics. We illustrate each result with numerical computations.

When coupling two FH-N systems through the slow equations, we have performed numerical simulations that suggest the existence of mixed-mode oscillations where the dynamics is characterised by the existence of orbits that alternate periodically between large and small amplitude oscillations [6]. Recently, Kristiansen & Pedersen [13] showed that the coupling through the fast equations of two distinct FH-N models produces mixed-mode oscillations induced by a cusp singularity present in this system. We believe that a similar result may explain our numerical findings.

²This terminology is motivated by the literal meaning of the word "canard" in French (*canard* = duck). In this system, it is a bit more complicated to understand why, but if the reader tilts their head to the left they will see that the *canard* orbits resemble the shape of a duck, with or without head.

The prevalence of chaotic attractors in periodically perturbed fast-slow systems is yet to be explored. The article [9] bridged the areas of geometric singular perturbation theory and of chaotic attractors theory and provided a general technique for proving the existence of chaotic attractors for periodically perturbed two-dimensional vector fields with two time scales, that are equivalent to:

$$(28) \quad \begin{aligned} \varepsilon \frac{dx}{dt} &= f(x, y, \theta) \\ \frac{dy}{dt} &= g(x, y, \theta) \\ \frac{d\theta}{dt} &= \omega \end{aligned}$$

where $(x, y, \theta) \in \mathbb{R} \times \mathbb{R} \times \mathbb{S}^1$ and $\omega > 0$ is the slow driving frequency.

Results in [9] connect two areas of dynamical systems: the theory of chaotic attractors for discrete two-dimensional Hénon-like maps and geometric singular perturbation theory. Two-dimensional Hénon-like maps are diffeomorphisms whose singular limit is a family of non-invertible one-dimensional maps. In [20], the authors obtained sufficient conditions for the existence of chaotic attractors in these families. Three-dimensional singularly perturbed vector fields have return maps that are also two-dimensional diffeomorphisms with folds. To represent fully the behaviour of system (28) in the singular limit, we must allow *jumps* of trajectories from one sheet of the critical manifold to another that follow the direction of trajectories when $\varepsilon > 0$. *Jumps* parallel to the x -axis occur at folds, where the tangent plane to the critical manifold includes this direction. We have chosen to leave the study of periodically perturbed FH-N models for future work.

ACKNOWLEDGMENTS

The first and second authors have partially supported by CMUP (UID/MAT/00144/2020), which is funded by FCT with national (MCTES) and European structural funds through the programs FEDER, under the partnership agreement PT2020. The third author has been supported by the Project CEMAPRE/REM – UIDB/05069/2020 financed by FCT/MCTES through national funds.

REFERENCES

1. D. Cebrián-Lacasa, P. Parra-Rivas, D. Ruiz-Reynés, and L. Gelens, *Six decades of the fitzhugh-nagumo model: A guide through its spatio-temporal dynamics and influence across disciplines*, 2024.
2. C. Doss-Bachelet, J.-P. Francoise, and C. Piquet, *Bursting oscillations in two coupled fitzhugh-nagumo systems*, *ComPlexUs* **1** (2003), no. 3, 101–111.
3. N. Fenichel, *Geometric singular perturbation theory for ordinary differential equations*, *Journal of Differential Equations* **31** (1979), no. 1, 53–98.

4. R. FitzHugh, *Thresholds and plateaus in the hodgkin-huxley nerve equations*, *Journal of General Physiology* **43** (1960), no. 5, 867–896.
5. R. Fitzhugh, *Impulses and physiological states in theoretical models of nerve membrane*, *Biophysical journal* **1** (1961), no. 6, 445–466.
6. B. F. F. Gonçalves, I. S. Labouriau, and A. A. P. Rodrigues, *Bifurcation and canards in coupled fitzhugh-nagumo equations*, In preparation, 2024.
7. W. Govaerts, Yu. A. Kuznetsov, H. G. E. Meijer, B. Al-Hdaibat, V. De Witte, A. Dhooge, W. Mestrom, N. Neirynck, A. M. Riet, and B. Sautois, *Matcont: Continuation toolbox for odes in matlab*, 2019.
8. J. Guckenheimer and P. Holmes, *Nonlinear oscillations, dynamical systems, and bifurcations of vector fields*, Springer, 1983.
9. John Guckenheimer, Martin Wechselberger, and Lai-Sang Young, *Chaotic attractors of relaxation oscillators*, *Nonlinearity* **19** (2006), no. 3, 701.
10. P. Hartman, *Ordinary differential equations*, 2nd ed., *Classics in applied mathematics* 38, Society for Industrial and Applied Mathematics, 1982.
11. A. L. Hodgkin and A. F. Huxley, *A quantitative description of membrane current and its application to conduction and excitation in nerve*, *The Journal of Physiology* **117** (1952), no. 4, 500–544.
12. J. Keener and J. Sneyd, *Mathematical physiology*, Springer-Verlag, 1998.
13. K. U. Kristiansen and M. G. Pedersen, *Mixed-mode oscillations in coupled fitzhugh-nagumo oscillators: Blow-up analysis of cusped singularities*, *SIAM Journal on Applied Dynamical Systems* **22** (2023), no. 2, 1383–1422.
14. M. Krupa and P. Szmolyan, *Extending geometric singular perturbation theory to nonhyperbolic points—fold and canard points in two dimensions*, *SIAM Journal on Mathematical Analysis* **33** (2001), no. 2, 286–314.
15. M. Krupa and P. Szmolyan, *Relaxation oscillation and canard explosion*, *Journal of Differential Equations* **174** (2001), no. 2, 312–368.
16. C. Kuehn, *Multiple time scale dynamics*, Springer, 2015.
17. J. E. Marsden and M. McCracken, *The hopf bifurcation and its applications*, Springer-Verlag, 1976.
18. J. Nagumo, S. Arimoto, and S. Yoshizawa, *An active pulse transmission line simulating nerve axon*, *Proceedings of the IRE* **50** (1962), no. 10, 2061–2070.
19. S. H. Strogatz, *Nonlinear dynamics and chaos*, CRC Press, 2015.
20. Qiudong Wang and Lai Sang Young, *Toward a theory of rank one attractors*, *Annals of Mathematics* **167** (2008), no. 2, 349–480 (English (US)).

CENTRO DE MATEMÁTICA DA UNIVERSIDADE DO PORTO,, RUA DO CAMPO ALEGRE 687, PORTO 4169-007, PORTUGAL, BRUNOFFG9@GMAIL.COM

CENTRO DE MATEMÁTICA DA UNIVERSIDADE DO PORTO,, RUA DO CAMPO ALEGRE 687, PORTO 4169-007, PORTUGAL, ISLABOUR@FC.UP.PT

LISBON SCHOOL OF ECONOMICS & MANAGEMENT,, CENTRO DE MATEMÁTICA APLICADA À PREVISÃO E DECISÃO ECONÓMICA, RUA DO QUELHAS 6, LISBOA 1200-781, PORTUGAL, ARODRIGUES@ISEG.ULISBOA.PT