
VersaTune: Harnessing Vertical Domain Insights for Multi-Ability LLM Supervised Fine-Tuning

Keer Lu¹ Keshi Zhao¹ Zheng Liang² Da Pan² Shusen Zhang² Xin Wu² Weipeng Chen² Zenan Zhou²
Guosheng Dong² Bin Cui¹ Wentao Zhang¹

Abstract

Large Language Models (LLMs) exhibit remarkable capabilities in handling multiple tasks across domains due to their emergent properties. These capabilities are further augmented during the Supervised Fine-Tuning (SFT) phase. Despite their potential, existing work mainly focuses on domain-specific enhancements during fine-tuning, the challenge of which lies in catastrophic forgetting of knowledge across other domains. In this study, we introduce *VersaTune*, a novel data composition framework designed for enhancing LLMs’ overall multi-ability performances during fine-tuning. We categorize knowledge into distinct domains including law, medicine, finance, science, code. We begin with detecting the distribution of domain-specific knowledge within the base model, followed by the composition of training data that aligns with the model’s existing knowledge distribution. During the fine-tuning process, weights of different domains are dynamically adjusted based on their learnable potential and forgetting degree. Experimental results demonstrate that *VersaTune* achieves significant improvements in multi-domain performance, with a 35.21% enhancement in comprehensive multi-domain tasks. Additionally, in scenarios where specific domain optimization is required, *VersaTune* reduces the degradation of performance in other domains by 38.77%, without compromising the target domain’s training efficacy.

1. Introduction

Large Language Models (LLMs) have become a cornerstone in Artificial Intelligence (AI) (Achiam et al., 2023;

¹Peking University, Beijing, China ²Baichuan Intelligent Technology, Beijing, China. Correspondence to: Keer Lu, Wentao Zhang <keer.lu@stu.pku.edu.cn, wentao.zhang@pku.edu.cn>.

Code and data is available at <https://github.com/8023looker/VersaTune>.

Dwivedi et al., 2021; Lewkowycz et al., 2022), particularly for Natural Language Processing tasks (Brown et al., 2020; Devlin, 2018; Radford et al., 2019), reshaping AI research and applications in domains such as law (Cui et al., 2023), medical (Singhal et al., 2023; Thirunavukarasu et al., 2023), finance (Li et al., 2023; Wu et al., 2023), science (Beltagy et al., 2019; Taylor et al., 2022) and code (Liu et al., 2024; Roziere et al., 2023). In order to further incentivize capabilities in these areas, LLMs typically undergo supervised fine-tuning (SFT) stages on specific datasets.

As demonstrated by the robust performances of proprietary LLMs such as GPT-4 (Achiam et al., 2023) and Gemini (Team et al., 2023), LLMs have the potential to master multiple tasks across all specific domains within a single model. However, most existing research on SFT tends to merely concentrate on a single ability of LLMs (Dong et al., 2023; Xu et al., 2024). We try to enhance the overall multitasking performance of LLMs across various domains by optimizing data mixing ratios during the SFT phase:

How to design a data composition strategy during LLMs’ SFT stages that could achieve overall multitasking capabilities?

Through extensive experimental analysis, we identified that the challenges associated with data composition strategies stem from the following three key aspects:

C1: Catastrophic Forgetting. Given the fundamental differences between tasks across various domains, for multi-domain SFT, the sequential training strategy of specific datasets in multiple phases can easily lead to significant performance drop of prior knowledge, which is well-known as Catastrophic Forgetting (Kaushik et al., 2021; McCloskey & Cohen, 1989). This problem hinders the versatile fine-tuning performance of a model across multiple abilities (De Lange et al., 2021; Dong et al., 2023; Yuan et al., 2022). Therefore, mixing data from different domains is crucial for mitigating catastrophic forgetting during the SFT stage, enhancing the overall performance and adaptability.

C2: Low Efficiency. Existing research on data composition during the SFT phase for LLMs is still in its initial stages,

with most strategies based on heuristic rules (Albalak et al., 2024; Dubey et al., 2024; Wang et al., 2023). Such approaches struggle to optimally balance different domains, failing to maximize the overall training effectiveness for multiple abilities. There lacks a well-defined methodology that efficiently enhances the versatile capabilities of LLMs across multiple domains during the SFT stage.

C3: Low Flexibility in Domain Expansion. Existing SFT approaches for specific domain abilities typically pre-determine the proportions of different datasets according to prior experience (Azerbaiyev et al., 2023; Roziere et al., 2023). Such strategies lack the flexibility to dynamically adjust the data mixing ratios of domains during the current phase based on real-time feedback from the LLMs, which hampers the ability to minimize the loss of performances in other domains as the LLMs undergo specialized training.

To address these challenges, we introduce *VersaTune*, a novel data composition framework designed for enhancing models’ overall performances across different vertical domains during fine-tuning. We first detect the proportion distribution of domain knowledge within the target model (Section 2.2), followed by data composition based on the existing distribution for multi-ability enhancement (Section 3.2) as well as flexible domain expansion (Section 3.3). *VersaTune* exhibits the following properties:

- **Efficient.** *VersaTune* employs distribution consistency training of the domain knowledge proportion during models’ fine-tuning stage, providing an efficient strategy for enhancing versatile capabilities (C2).
- **Flexible.** *VersaTune* can be flexibly adapted to scenarios that expand performance on specific domain tasks while minimizing the degradation of the model’s capabilities in non-target domains (C1, C3).
- **Robust.** The data composition strategy demonstrates significant improvements after fine-tuning in open-source models with parameter sizes ranging from 7B-14B, adding to the effectiveness of *VersaTune*.

We evaluate our *VersaTune* on 12 downstream tasks across vertical domains, including law, medicine, finance, science, and code, as well as comprehensive datasets, each of which features two benchmarks. The results show that *VersaTune* can achieve an improvement of 35.21% in versatile fine-tuning across multiple domains. Furthermore, when focusing on specific-domain fine-tuning, *VersaTune* maintains the training effectiveness in the target domain while reducing the performance degradation in other non-target domains by 38.77%.

2. VersaTune: Detecting Knowledge Distribution

In this section, we present a domain mixing strategy for fine-tuning a LLM that possesses a comprehensive multi-task capability (Section 2.1). This approach is designed to align with the inherent domain knowledge distribution of the base model. Subsequently, we describe the method for detecting domain knowledge proportion of the base model, which is crucial for informing the fine-tuning process (Section 2.2).

2.1. Knowledge Consistency Training

Previous research on data mixing ratios during the SFT phase for LLMs has predominantly focused on enhancing capabilities within a specific domain, often utilizing only data from that domain or employing heuristic, experience-based data proportions. We argue that such data mixing strategies can significantly impair the LLM’s abilities in other domains. In the fine-tuning stage, maintaining a robust overall capability across various domains is crucial.

What data mixing strategy effectively boosts the versatile performance of LLMs across different domains during the SFT phase? We propose the following statement:

Statement 1 *An LLM fine-tuned with domain-specific data proportions $P_{SFT}(x)$ that align with its pre-trained output distributions $P_{knowledge}(x)$ will exhibit enhanced and balanced performance across these domains, compared to a model fine-tuned with a non-matching data distribution. Formally, the relationship can be represented as:*

$$P_{SFT}(x) \approx P_{knowledge}(x), \forall x \in \chi \quad (1)$$

where χ denotes the set of all possible data points.

The statement is based on the fact that the model has developed an understanding of language features and knowledge specific to various domains during pretraining. Maintaining the same distribution of knowledge during fine-tuning allows the model to build on this pre-existing knowledge, enhancing learning efficiency and robustness.

2.2. Domain Knowledge Distribution Detection

Drawing on prior research into knowledge identification methods (Gekhman et al., 2024; Zhao et al., 2023b) and training data inference strategies for LLMs (Ding et al., 2022; Hayase et al., 2024), we propose a structured approach to efficiently detect domain knowledge based on statistics.

Assuming the data corpus encompasses k distinct domains, as shown in Algorithm 1, we first prompt the base model poised for fine-tuning with the Beginning of Sequence (<BOS>) tokens to generate a set of N_S data entries $\mathcal{S} = \{s_i\}_{i=1}^{N_S}$ (Line 3). Subsequently, we employ a proprietary LLM to infer the probabilities that these N_S entries

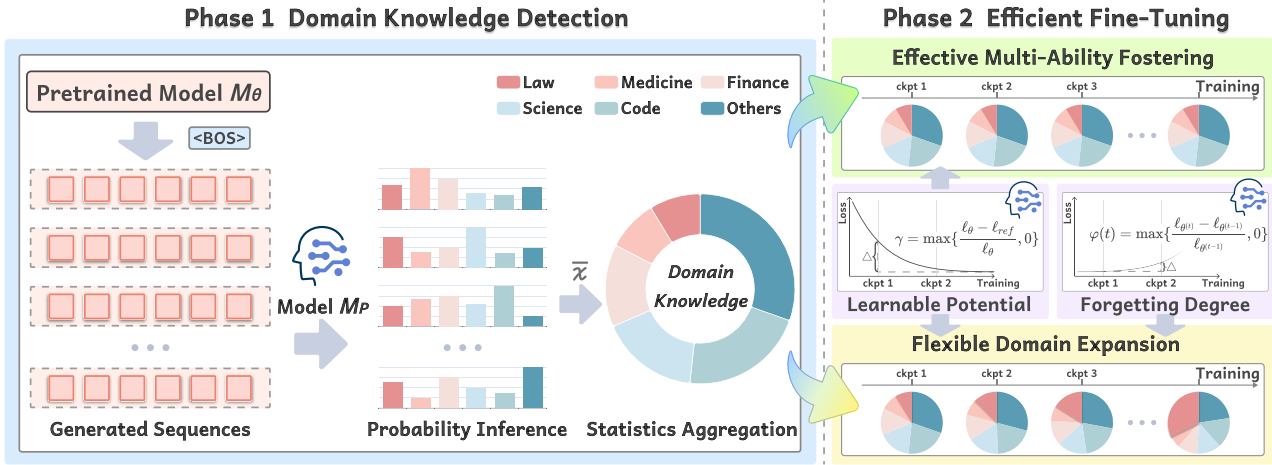


Figure 1. Illustration of *VersaTune*. We commence by probing the knowledge distribution within the base model M_θ , utilizing a proprietary model M_P to estimate the probability of sequences generated by M_θ belonging to various domains, including law, medical, finance, science, code, and others. This allows us to deduce the current knowledge domain distribution in the pretrained model M_θ through an aggregation of multiple data sample classifications. Throughout the process of efficient fine-tuning, we dynamically adjust the data domain ratios in response to M_θ 's real-time performance feedback, which encompasses learnable potential and forgetting degree serving as evaluative metrics, for both overall capability enhancement and flexible domain expansion, across different training steps.

belong to each domain (Line 5-7). We then calculate a weighted average of the probability distributions for all data across these domains, thereby deriving the domain knowledge distribution of the current base model (Line 9). To ensure statistical robustness, the process is iteratively conducted T times, and we use the mean of these T iterations as the estimated result for the domain knowledge distribution.

3. VersaTune: Fine-Tuning Multi-Ability LLMs Efficiently

Having detected the distribution of domain knowledge within the base model, we will now utilize these findings to guide our multi-ability SFT process. The approaches are designed to enhance the overall performance of the fine-tuned model across a spectrum of multi-domain tasks (Section 3.2), as well as to facilitate the flexible expansion of capabilities in specific domains (Section 3.3).

Setting. Our goal is to construct a composite dataset covering k specific domains, which can be denoted as $\mathcal{D}_{train} = \{(D_{train}^j, P_j)\}_{j=1}^k$ with each tuple representing a domain and its corresponding proportion, such that training a model on \mathcal{D}_{train} could achieve overall lower loss on a uniformly distributed composite target validation dataset $\mathcal{D}_{val} = \{(D_{val}^j, 1/k)\}_{j=1}^k$ or meet the flexible domain expansion while preserving the performance of other domains. The specialized capabilities of LLMs are ultimately measured using downstream tasks related to different domains (e.g., FinBen (Xie et al., 2024a) for financial performances).

3.1. Preliminary: Learnable Potential and Forgetting Degree of Domain Knowledge

Before formally introducing the effective multi-task fine-tuning and flexible domain expansion data composing strategies, we will first provide an overview of the evaluation metrics used for the following algorithms in this subsection.

Mastery Ceiling. We first fine-tuned the small *reference model* M_{ref} for T_{ref} epochs on each individual domain separately, and identified the epoch with the lowest average loss during this process as the lower bound on the minimum loss attainable by the target model M_θ for the given domain. This value represents the highest level of domain knowledge mastery that the target model can achieve in the context of the current specific domain under given conditions.

Learnable Potential. We can observe whether a domain could be effectively learned by the model through comparing the difference between the loss of the target model M_θ and the minimum loss that the reference model M_{ref} can achieve. Based on these principles, we propose Equation (2) to score the learnable potential of domain j .

$$\gamma_j = \max\left\{\frac{\ell_\theta^j - \ell_{ref}^j}{\ell_\theta^j}, 0\right\} \quad (2)$$

where ℓ_θ^j denotes the loss associated with the target model M_θ for the j -th domain, while ℓ_{ref}^j signifies the corresponding loss for the reference model M_{ref} within the same domain. To mitigate the impact of inherent loss variations

Algorithm 1 Domain Knowledge Distribution Detection

Input: Base model to be fine-tuned M_θ , Proprietary model M_P , Hyperparameters: sample number N_S , maximum iterations T

Parameter: Data samples generated from the base model \mathcal{S}

Output: Domain distribution \vec{P}

Define \vec{p} : domain probability distribution of data sample s

```

1: for  $t = 1, 2, \dots, T$  do
2:   /* Step 1: Data Generation */
3:   Generate data samples from base model  $\mathcal{S} = \{s_i\}_{i=1}^{N_S}$ 
   where  $s_i = M_\theta(\langle BOS \rangle)$ 
4:   /* Step 2: Domain Probability Inference */
5:   for each data sample  $s_i$  in  $\mathcal{S}$  do
6:     Provide domain probability of  $s_i$  referring to the
     proprietary model  $M_P$ :  $\vec{p}_i = (p_{ij})_{j=1}^k \leftarrow M_P(s_i)$ 
7:   end for
8:   /* Step 3: Statistics Aggregation */
9:   Estimate the domain distribution  $\vec{P}^{(t)} = (P_j^{(t)})_{j=1}^k$ 
   where  $P_j^{(t)} = \frac{1}{N_S} \sum_{i=1}^{N_S} p_{ij}$ 
10: end for
11: Return  $\vec{P} = (P_j)_{j=1}^k$  where  $P_j = \frac{1}{T} \sum_{t=1}^T P_j^{(t)}$ 

```

across different domains for the model, we have introduced a normalization term into the formula.

Forgetting Degree. When focusing on expanding a model to a specific domain, our objective is to minimize the loss of the model’s knowledge regarding other domains. Here we segment the fine-tuning stage into T distinct checkpoints. We quantify the degree of knowledge loss, or the forgetting of the current domain, by measuring the difference in loss between the t -th and $(t - 1)$ -th training steps. This difference reflects the model’s mastery loss for the tasks associated with the current domain. Based on this principle, we introduce Equation (3) to assess the model’s forgetting degree for domain j at the t -th training step.

$$\varphi_j^{(t)} = \max\left\{\frac{\ell_{\theta^{(t)}}^j - \ell_{\theta^{(t-1)}}^j}{\ell_{\theta^{(t-1)}}^j}, 0\right\} \quad (3)$$

where $\ell_{\theta^{(t)}}^j$ represents the loss at the t -th training step associated with the target model M_θ for the j -th domain, while $\ell_{\theta^{(t-1)}}^j$ denotes the loss at the preceding $(t - 1)$ -th iteration for the same domain. We also incorporated a normalization factor into the equation to counteract the effects of inherent loss disparities among domains.

3.2. Effective Multi-Ability Fostering

To cultivate the multi-tasking capabilities of a LLM during the fine-tuning phase, we have aligned the initial domain distribution in the SFT stage with the knowledge detection

Algorithm 2 VersaTune Multi-Ability Fine-Tuning (for Domain Robustness)

Input: Base model to be fine-tuned $M_\theta^{(0)}$, Domain reference loss $\{\ell_{ref}^j\}_{j=1}^k$, Hyperparameters: magnitude of adjustment σ , number of training steps T

Parameter: Data proportion $\{P_j\}_{j=1}^k$ of the SFT dataset

Output: Fine-tuned multi-ability model $M_\theta^{(T)}$

Define γ : learnable potential of the current domain

```

1: Initialize domain proportion  $\{P_j^{(0)}\}_{j=1}^k$  according to
   Equation (1) and Algorithm 1
2: for  $t = 1, 2, \dots, T$  do
3:   for  $j = 1, 2, \dots, k$  do
4:     Compute learnable potential for the  $j$ -th domain:
            $\gamma_j^{(t)} = \max\left\{\frac{\ell_{\theta^{(t)}}^j - \ell_{ref}^j}{\ell_{\theta^{(t)}}^j}, 0\right\}$ 
5:     Update domain weights  $P_j^{(t)} = P_j^{(t-1)}(1 + \sigma\gamma_j^{(t)})$ 
6:   end for
7:   Renormalize domain weights:
            $P_j^{(t)} = \frac{P_j^{(t)'}}{\sum_{i=1}^k P_i^{(t)'}}$ ,  $\forall j \in \{1, 2, \dots, k\}$ 
8:   Update parameters of the fine-tuned model  $M_\theta^{(t)}$ 
9: end for
10: Return Fine-tuned model  $M_\theta^{(T)}$ 

```

results of the base model as stated in Equation (1). Furthermore, we dynamically make minor adjustments in the composition ratios of various domains based on the model’s real-time feedback at different SFT stages.

As detailed in Algorithm 2, in the pursuit of balanced domain expertise enhancement, we first blended the domain proportions in accordance with the base model’s intrinsic domain knowledge distribution detected by Algorithm 1 (Line 1). Then at each training step t , we assigned a learnable potential score to each domain based on the methodology outlined in Equation (2). These scores were then utilized to fine-tune the representation of each domain within the composite SFT dataset, ensuring a balanced development of competencies across all domains throughout the fine-tuning process (Line 3-7). At the same time, the parameters of model M_θ are updated based on the gradients computed through backpropagation (Line 8). This adaptive approach is imperative to harmonize the progression of capabilities in different domains and to optimize the model’s performance on a multifaceted array of tasks.

3.3. Flexible Domain Expansion

When conducting fine-tuning on a pre-trained model, there are instances where we aim to particularly enhance the model’s performance on specific domain tasks. Consequently, our algorithmic framework ought to possess the

Algorithm 3 VersaTune Multi-Ability Fine-Tuning (for Domain Expansion)

Input: Base model to be fine-tuned $M_\theta^{(0)}$, Domains that require enhanced cultivation D_e , Domain reference loss $\{\ell_{ref}^j\}_{j=1}^k$, Hyperparameters: number of training steps T , magnitude of adjustment σ , extent of domain proportion adjustment δ , variation threshold ε

Parameter: Data proportion $\{P_j\}_{j=1}^k$ of the SFT dataset

Output: Fine-tuned multi-ability model $M_\theta^{(T)}$

Define γ : learnable potential of the current domain

Define φ : forgetting degree of the current domain

- 1: Initialize domain proportion $\{P_j^{(0)}\}_{j=1}^k$ according to Equation (1) and Algorithm 1
- 2: **for** $t = 1, 2, \dots, T$ **do**
- 3: **for** $j = 1, 2, \dots, k$ **do**
- 4: Compute learnable potential for the j -th domain:

$$\gamma_j^{(t)} = \max\left\{\frac{\ell_\theta^{(t)} - \ell_{ref}^j}{\ell_\theta^{(t)}}, 0\right\}$$
- 5: Compute forgetting degree for the j -th domain:

$$\varphi_j^{(t)} = \max\left\{\frac{\ell_\theta^{(t)} - \ell_\theta^{(t-1)}}{\ell_\theta^{(t-1)}}, 0\right\}$$
- 6: Update domain weights $P_j^{(t)'} = P_j^{(t-1)}(1 + \sigma\gamma_j^{(t)})$
- 7: **end for**
- 8: **if** $\frac{1}{k} \sum_{j=1, j \neq e}^k \varphi_j^{(t)} < \varepsilon\gamma_e^{(t)}$ **then**
- 9: Update specific domain weight and renormalize:

$$P_j^{(t)} = \begin{cases} P_j^{(t-1)} + \delta, & \text{if } j = e \\ \frac{P_j^{(t)'}}{\sum_{i=1, i \neq e}^k P_i^{(t)'}}(1 - P_j^{(t-1)} - \delta), & \text{others} \end{cases}$$
- 10: **else**
- 11: Renormalize domain weights:

$$P_j^{(t)} = \frac{P_j^{(t)'}}{\sum_{i=1}^k P_i^{(t)'}}, \quad \forall j \in \{1, 2, \dots, k\}$$
- 12: **end if**
- 13: Update parameters of the fine-tuned model $M_\theta^{(t)}$
- 14: **end for**
- 15: **Return** Fine-tuned model $M_\theta^{(T)}$

flexibility to accommodate domain expansion and generalize effectively. Building upon [Statement 1](#), we present the following statement tailored for domain expansion:

Statement 2 *When fine-tuning a LLM for a specific capability, increasing the volume of data from a particular domain D_e while adjusting other domains ($j = 1, 2, \dots, k, j \neq e$) according to the knowledge distribution of the base model, facilitates a flexible strategy for domain expansion. Formally, the relationship can be represented as:*

$$P'_{SFT}(x) \approx \sum_{j=1}^k A(D_j) P_{SFT}(x|D_j), j = 1, 2, \dots, k \quad (4)$$

where $P_{SFT}(x|D_j)$ is the data distribution in the given domain D_j , and $A(D_j)$ is the adjustment factor.

Here $A(D_j)$ is determined based on the knowledge distribution of the pre-trained domain. In particular, when D_e increases, the other domains $\{D_j\}_{j=1, j \neq e}^k$ shrink proportionally as a whole, which can be expressed as:

$$A(D_j) = \begin{cases} \alpha, & \text{if } j = e \\ \beta \frac{1}{\sum_{j=1, j \neq e}^k A(D_j)}, & \text{others} \end{cases} \quad (5)$$

where α is the increased adjustment factor, and β is the original ratio of other domain knowledge relative to D_e .

As outlined in [Algorithm 3](#), we initially establish the data distribution based on the knowledge detected from the original pre-trained model (Line 1). At each training step t , we calculate the learnable potential and forgetting degree scores for each domain (Line 4-5), and assign domain weights for the current phase following the method from [Algorithm 2](#) (Line 6). A trade-off is necessary between the remaining learning margin of the domain that requires focused cultivation and the model's forgetting degree towards other domains: if the improvement benefit of the specific domain exceeds the average forgetting degree of the other domains (ratio greater than ε), we increase the data weight of the current specific domain by δ , and proportionally reduce the weights of the other domains according to Equation (5) (Line 8-9); otherwise, we maintain the current domain distribution and only perform minor adjustments and renormalization as described in [Algorithm 2](#) (Line 10-11). Subsequently, we update the parameters of the target model M_θ (Line 13).

4. Experiments

In this section, we describe details of our experimental setup (Section 4.1), the baseline methods we use for comparison (Section 4.2), and experimental results (Section 4.3).

4.1. Experimental Setup

We have collected SFT datasets spanning 6 vertical domains, including Lawyer-Instruct¹, the training portion of MedQA (Jin et al., 2020), Finance Alpaca², Sonnet3.5 Science Conversations³, Code Alpaca⁴ and Alpaca (Taori et al., 2023), denoted as $\mathcal{D}_{train} = \{(D_{train}^j, P_j)\}_{j=1}^6$, to represent law, medical, finance, science, code and general capabilities SFT datasets respectively. In order to prevent domain overlap, we curated the Alpaca dataset by excluding data pertaining to the other five specific domains, keeping

¹<https://huggingface.co/datasets/Alignment-Lab-AI/Lawyer-Instruct>

²<https://huggingface.co/datasets/gbharti/finance-alpaca>

³https://huggingface.co/datasets/jeffmelo/sonnet3.5_science_conversations

⁴<https://github.com/sahil280114/codealpaca>

Table 1. Results of VersaTune on multi-ability fostering, we compare the performances of several methods across different models. The domain performance scores were calculated as the mean of respective domain benchmark scores. ‘‘Avg.’’ denotes the average performance across all domain-specific tasks. ↑ and ↓ indicate an increase or decrease in scores comparing to the **uniform distribution** strategy.

Model	Method	Law	Medical	Finance	Science	Code	General	Avg.
LLaMA-2-7B	Uniform Distribution	23.22	25.51	18.11	26.10	4.56	45.78	23.88
	Inverse Distribution	20.09↓	23.95↓	17.75↓	24.33↓	2.95↓	45.08↓	22.36↓
	VersaTune	29.75↑	37.90↑	32.66↑	53.41↑	15.65↑	48.22↑	36.27↑
LLaMA-3-8B	Uniform Distribution	32.34	20.65	19.90	28.34	25.90	48.57	29.28
	Inverse Distribution	27.66↓	17.14↓	18.51↓	26.36↓	22.01↓	47.93↓	26.60↓
	VersaTune	43.77↑	43.97↑	41.19↑	58.64↑	32.28↑	51.20↑	45.18↑
Qwen-1.5-7B	Uniform Distribution	31.91	16.71	34.02	29.15	29.36	54.50	32.61
	Inverse Distribution	29.97↓	13.03↓	33.12↓	27.53↓	26.25↓	54.58↓	30.75↓
	VersaTune	38.00↑	31.36↑	56.08↑	54.44↑	36.15↑	57.24↑	45.55↑
Qwen-2-7B	Uniform Distribution	35.52	26.40	37.06	44.02	45.54	60.46	41.50
	Inverse Distribution	30.91↓	20.11↓	33.92↓	38.41↓	42.14↓	59.63↓	37.52↓
	VersaTune	43.05↑	43.36↑	64.67↑	61.00↑	52.90↑	60.85↑	54.31↑
Qwen-2.5-7B	Uniform Distribution	35.80	25.51	45.62	42.86	51.25	59.56	43.43
	Inverse Distribution	31.67↓	21.76↓	43.16↓	39.73↓	48.80↓	59.30↓	40.74↓
	VersaTune	44.20↑	43.19↑	65.79↑	71.15↑	60.97↑	61.82↑	57.85↑
LLaMA-2-13B	Uniform Distribution	41.26	34.76	35.20	48.25	37.55	55.20	42.04
	Inverse Distribution	35.40↓	27.53↓	31.72↓	43.82↓	32.31↓	54.89↓	37.61↓
	VersaTune	48.01↑	46.73↑	47.30↑	63.36↑	46.15↑	57.14↑	51.45↑
Qwen-2.5-14B	Uniform Distribution	45.11	43.28	64.56	56.60	70.45	65.4	57.57
	Inverse Distribution	40.72↓	39.16↓	62.71↓	47.95↓	65.93↓	65.15↓	53.60↓
	VersaTune	53.59↑	47.70↑	72.26↑	72.88↑	82.06↑	65.75↑	65.71↑

only the general domain instances unrelated to them.

We use LLaMA (Dubey et al., 2024; Touvron et al., 2023a;b) and Qwen (Bai et al., 2023; Yang et al., 2024) series as our pretrained language models M_θ . During the fine-tuning procedure, we utilized a learning rate scheduler featuring linear warm-up and cosine decay, peaking at a learning rate of $2e-5$, alongside a warmup ratio of 0.03, a weight decay of 0.0 and a batch size of 128 for 4 epochs. To maintain consistency, the total volume of training data across domains was controlled to 60,000 per epoch. We conducted all fine-tuning and evaluation experiments on NVIDIA RTX H800.

4.2. Baselines

We compare VersaTune with the following baselines. For the scenario of *effective multi-ability fostering*: (1) The simplest baseline is **uniform distribution**, where each domain has an equal weight proportion. (2) **Inverse distribution** assigns the proportionate weights to each domain in an inverse manner to the detected knowledge distribution. Under the case of *flexible domain expansion*: (1) **100% specific domain** strategy is a common practice to employ datasets consisting exclusively of data from a single domain dur-

ing the fine-tuning stage. (2) **Domain increase with uniform distribution of remainder** elevates the proportion of a specific domain, while the remaining domains receive the balance of the distribution in an evenly distributed manner.

4.3. Results

We conduct evaluations to validate the efficiency of VersaTune across different models in scenarios that encompass both effective multi-ability fostering and flexible domain expansion, the main results of which are presented in Table 1 and Figure 2. We summarize the observations below.

VersaTune is efficient across different models in both scenarios. Table 1 shows that VersaTune consistently outperforms other methods across different models in terms of domain-specific capabilities. Compared to the uniform distribution of data across domains, VersaTune enhances downstream task performances by 35.21%, which further underscores the effectiveness of our data composition strategy for enhancing the model’s overall multi-domain capabilities during the fine-tuning phase. For domain expansion scenarios, VersaTune has nearly maintained training efficiency while reducing the model’s loss of competencies in

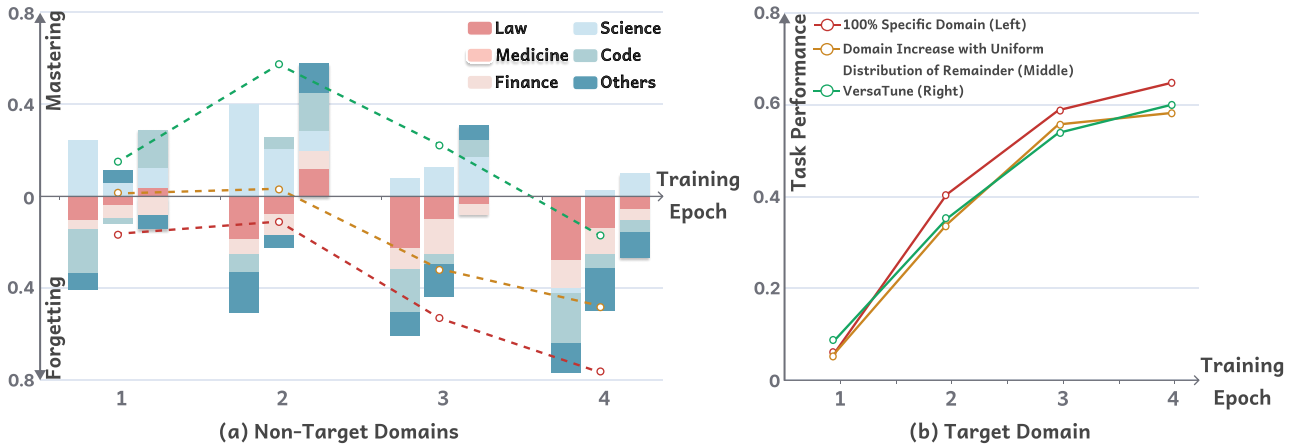


Figure 2. Domain expansion results for the medicine domain. We evaluated the checkpoints from each epoch. **Left (a)** presents the grouped stacked bar chart showing the growth or loss of capabilities in non-target domains compared to the pre-fine-tuning state. Within each group, the left, center, and right bars represent: (1) 100% specific domain fine-tuning, (2) domain increase with uniform distribution of remainder, and (3) VersaTune implementation based on Algorithm 3. **Right (b)** features the line chart depicting the enhancement of the medicine domain’s capabilities relative to the pre-fine-tuning state. Additional details are provided in Appendix D.2.

other domains by 38.77% comparing to 100% specific domain fine-tuning, as depicted in Figure 2. Detailed results and analysis can be found in Appendix D.

Knowledge consistency training boosts performance. In Table 1, we present the experimental results of data composition strategies that allocate domain data inversely proportional to the detected knowledge distribution. As expected, the *inverse distribution* strategy yielded lower performance compared to the simplest approach of uniform distribution across all domains. This finding underscores the importance of aligning domain data ratios with the inherent knowledge distribution of the model during training.

5. Ablations and Analysis

Previously in Section 4, we demonstrated the effectiveness of VersaTune in enhancing multiple abilities and enabling flexible domain expansion during the model’s fine-tuning phase. In this section, we perform an in-depth analysis of VersaTune, where we ablate the components of dynamic adaptation in Algorithm 2, the criteria for determining the upper limit of domain expansion in Algorithm 3, and the impact of reference model scale employed for gauging the learnable potential and forgetting degree of the target model.

Dynamic adjustment enhances the robustness. During the process of cultivating multiple capabilities, we compared VersaTune with *fixed domain weights* derived from the knowledge distribution obtained from probing the target model M_θ prior to fine-tuning. Table 4 and Figure 3 demonstrated the high robustness of VersaTune, which dy-

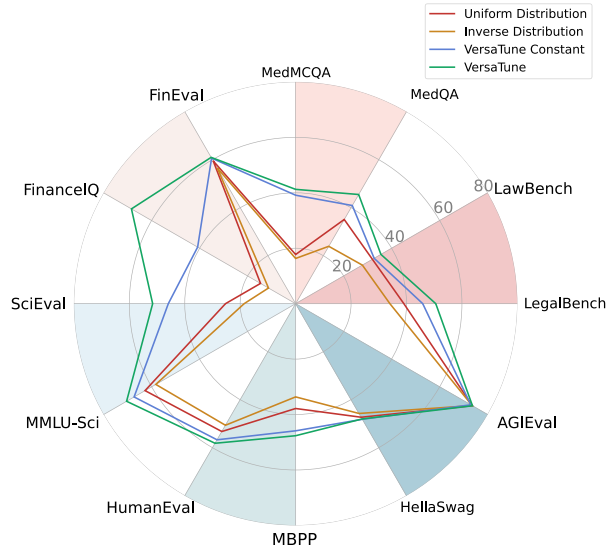


Figure 3. Performances of *Qwen-2-7B* on versatile tasks across different domains under the scenario of effective multi-ability fostering. Additional details can be found in Appendix D.1.

namically adjusts domain weights during training by monitoring the learnable potential of each domain. In contrast, training with fixed domain weights exhibits certain fluctuations. A key reason for this phenomenon is the distribution of domain knowledge mastered by the model changes throughout training, and the learning efficiency varies among domains. Therefore, dynamically adjusting domain data weights based on the model’s feedback at dif-

ferent stages of training is crucial.

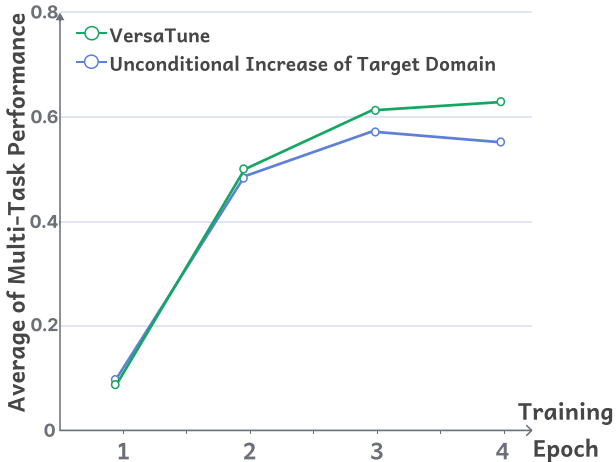


Figure 4. Line chart of the average scores of models’ performances across different domains during the domain expansion process. More details are provided in Appendix D.2.

Establishing proportion thresholds for specific domains counts during domain expansion. We consider conducting a comparative analysis between the outcomes of VersaTune and those implementing an *unconditional dynamic increase of the specific domain*, where we remove the implementation of Line 8 in Algorithm 3. Figure 4 shows that the criteria for determining the upper limit on the proportion of a specific domain during domain expansion, has mitigated the loss of capabilities in other domains experienced by the target model M_θ during the fine-tuning process. Concurrently, it ensures gains in the capacity for the current domain of interest. We speculate that it is because by the later stages of fine-tuning, models’ proficiency in the target domain approaches saturation. Further increasing the proportion of the current domain provides diminishing returns and can lead to a significant loss of performance in other domains.

6. Related Work

Supervised Fine-Tuning of LLMs. The Supervised Fine-Tuning (SFT) stage of a Large Language Model (LLM) involves further training to refine the model’s task-solving capabilities and ensure greater alignment with human instructions (Zhao et al., 2023a). While recent research has delved into exploring fine-tuning methods for multi-task enhancement (Dong et al., 2023; Sanh et al., 2021), they are still in their early stages. However, as shown by proprietary models such as GPT-4 (Achiam et al., 2023) and Gemini (Team et al., 2023), which exhibit outstanding multi-task performance, improving a model’s versatile capabilities

across various domains during the SFT phase is crucial. Therefore, our work systematically investigates methods to enhance multi-domain performance during the SFT stage.

Data Reweighting for LLM Training. Data reweighting maintains full access to the entire dataset while adjusts the relative importance of each instance for various target tasks, which is essential for both pretraining and fine-tuning stages of LLMs (Wang et al., 2023). During the pretraining stage, DoReMi (Xie et al., 2024b) and DoGE (Fan et al., 2023) employ lightweight proxy models to estimate weights for different data sources, which are subsequently applied to the formal training of LLMs. Furthermore, Sheared LLaMA (Xia et al., 2023) implements an online variant of DoReMi, where the loss reference provided by the proxy model is replaced with the state of the pre-trained model from the previous training step. Additionally, ODM (Albalak et al., 2023) leverages the differences in loss or perplexity across domains within a multi-armed bandit framework to dynamically adjust the data distribution along training steps. As for the SFT phase, Dong et al. (2023) focus on enhancing the model’s math reasoning, coding, and general human-aligning abilities through a dual-stage mixed fine-tuning strategy. However, the mixing ratios for different domains rely heavily on enumeration and empirical methods, and the covered domains are not holistic. This paper provides a comprehensive overview of the model’s capabilities across various domains during the SFT stage and proposes appropriate multi-ability fine-tuning methods.

Knowledge Detection in LLMs. Investigating the knowledge contained in current LLMs is essential for guiding their subsequent training (Chang et al., 2024). The knowledge encompasses multiple dimensions, such as different domain sources and task attributes. Existing work in LLM knowledge detection primarily focuses on prompting and calibration. Directly prompting the model to generate sequences and extracting confidence scores from the model (Gekhman et al., 2024; Kadavath et al., 2022; Kuhn et al., 2023; Manakul et al., 2023) is a common strategy. However, such approaches are highly dependent on prompt design and task selection, which can introduce bias into the assessment. Other studies have attempted to infer the training data mixtures used in previous training stages of LLMs (Antoniades et al., 2024; Hayase et al., 2024; Hu et al., 2022; Ye et al., 2022). The essence of these studies is to evaluate the current knowledge state of the models and provide targeted strategies for data organization in subsequent training phases.

7. Conclusion

The versatile capability of Large Language Models (LLMs) across multiple domain tasks is of paramount importance. Existing fine-tuning methods for LLMs often focus on single domain tasks, leading to significant degradation in perfor-

mance across other domains. In this paper, we introduce VersaTune, a data composition framework designed to enhance the multi-domain capabilities of models during the fine-tuning phase, based on the domain knowledge distribution of the target model. Experimental results from different models and downstream tasks across various domains demonstrate that VersaTune achieves excellent training outcomes in both scenarios of overall multi-domain enhancement and flexible expansion of specific domains.

References

- Achiam, J., Adler, S., Agarwal, S., Ahmad, L., Akkaya, I., Aleman, F. L., Almeida, D., Altenschmidt, J., Altman, S., Anadkat, S., et al. Gpt-4 technical report. *arXiv preprint arXiv:2303.08774*, 2023.
- Albalak, A., Pan, L., Raffel, C., and Wang, W. Y. Efficient online data mixing for language model pre-training. In *RO-FoMo: Robustness of Few-shot and Zero-shot Learning in Large Foundation Models*, 2023.
- Albalak, A., Elazar, Y., Xie, S. M., Longpre, S., Lambert, N., Wang, X., Muennighoff, N., Hou, B., Pan, L., Jeong, H., et al. A survey on data selection for language models. *arXiv preprint arXiv:2402.16827*, 2024.
- Antoniades, A., Wang, X., Elazar, Y., Amayuelas, A., Albalak, A., Zhang, K., and Wang, W. Y. Generalization vs memorization: Tracing language models’ capabilities back to pretraining data. *arXiv preprint arXiv:2407.14985*, 2024.
- Austin, J., Odena, A., Nye, M., Bosma, M., Michalewski, H., Dohan, D., Jiang, E., Cai, C., Terry, M., Le, Q., et al. Program synthesis with large language models. *arXiv preprint arXiv:2108.07732*, 2021.
- Azerbaiyev, Z., Schoelkopf, H., Paster, K., Santos, M. D., McAleer, S., Jiang, A. Q., Deng, J., Biderman, S., and Welleck, S. Llemma: An open language model for mathematics. *arXiv preprint arXiv:2310.10631*, 2023.
- Bai, J., Bai, S., Chu, Y., Cui, Z., Dang, K., Deng, X., Fan, Y., Ge, W., Han, Y., Huang, F., et al. Qwen technical report. *arXiv preprint arXiv:2309.16609*, 2023.
- Beltagy, I., Lo, K., and Cohan, A. Scibert: A pre-trained language model for scientific text. *arXiv preprint arXiv:1903.10676*, 2019.
- Brown, T., Mann, B., Ryder, N., Subbiah, M., Kaplan, J. D., Dhariwal, P., Neelakantan, A., Shyam, P., Sastry, G., Askell, A., et al. Language models are few-shot learners. *Advances in neural information processing systems*, 33: 1877–1901, 2020.
- Chang, Y., Wang, X., Wang, J., Wu, Y., Yang, L., Zhu, K., Chen, H., Yi, X., Wang, C., Wang, Y., et al. A survey on evaluation of large language models. *ACM Transactions on Intelligent Systems and Technology*, 15(3):1–45, 2024.
- Chen, M., Tworek, J., Jun, H., Yuan, Q., Pinto, H. P. D. O., Kaplan, J., Edwards, H., Burda, Y., Joseph, N., Brockman, G., et al. Evaluating large language models trained on code. *arXiv preprint arXiv:2107.03374*, 2021.
- Cui, J., Li, Z., Yan, Y., Chen, B., and Yuan, L. Chatlaw: Open-source legal large language model with integrated external knowledge bases. *arXiv preprint arXiv:2306.16092*, 2023.
- De Lange, M., Aljundi, R., Masana, M., Parisot, S., Jia, X., Leonardis, A., Slabaugh, G., and Tuytelaars, T. A continual learning survey: Defying forgetting in classification tasks. *IEEE transactions on pattern analysis and machine intelligence*, 44(7):3366–3385, 2021.
- Devlin, J. Bert: Pre-training of deep bidirectional transformers for language understanding. *arXiv preprint arXiv:1810.04805*, 2018.
- Ding, N., Xu, Y., Tang, Y., Xu, C., Wang, Y., and Tao, D. Source-free domain adaptation via distribution estimation. In *2022 IEEE/CVF Conference on Computer Vision and Pattern Recognition (CVPR)*, pp. 7202–7212, 2022. doi: 10.1109/CVPR52688.2022.00707.
- Dong, G., Yuan, H., Lu, K., Li, C., Xue, M., Liu, D., Wang, W., Yuan, Z., Zhou, C., and Zhou, J. How abilities in large language models are affected by supervised fine-tuning data composition. *arXiv preprint arXiv:2310.05492*, 2023.
- Dubey, A., Jauhri, A., Pandey, A., Kadian, A., Al-Dahle, A., Letman, A., Mathur, A., Schelten, A., Yang, A., Fan, A., et al. The llama 3 herd of models. *arXiv preprint arXiv:2407.21783*, 2024.
- Dwivedi, Y. K., Hughes, L., Ismagilova, E., Aarts, G., Coombs, C., Crick, T., Duan, Y., Dwivedi, R., Edwards, J., Eirug, A., et al. Artificial intelligence (ai): Multidisciplinary perspectives on emerging challenges, opportunities, and agenda for research, practice and policy. *International journal of information management*, 57:101994, 2021.
- Fan, S., Pagliardini, M., and Jaggi, M. Doge: Domain reweighting with generalization estimation. *arXiv preprint arXiv:2310.15393*, 2023.
- Fei, Z., Shen, X., Zhu, D., Zhou, F., Han, Z., Zhang, S., Chen, K., Shen, Z., and Ge, J. Lawbench: Benchmarking legal knowledge of large language models. *arXiv preprint arXiv:2309.16289*, 2023.

- Gekhman, Z., Yona, G., Aharoni, R., Eyal, M., Feder, A., Reichart, R., and Herzig, J. Does fine-tuning llms on new knowledge encourage hallucinations? *arXiv preprint arXiv:2405.05904*, 2024.
- Guha, N., Nyarko, J., Ho, D., Ré, C., Chilton, A., Chohlas-Wood, A., Peters, A., Waldon, B., Rockmore, D., Zambrano, D., et al. Legalbench: A collaboratively built benchmark for measuring legal reasoning in large language models. *Advances in Neural Information Processing Systems*, 36, 2024.
- Hayase, J., Liu, A., Choi, Y., Oh, S., and Smith, N. A. Data mixture inference: What do bpe tokenizers reveal about their training data? *arXiv preprint arXiv:2407.16607*, 2024.
- Hendrycks, D., Burns, C., Basart, S., Zou, A., Mazeika, M., Song, D., and Steinhardt, J. Measuring massive multitask language understanding. *arXiv preprint arXiv:2009.03300*, 2020.
- Hu, H., Salicic, Z., Sun, L., Dobbie, G., Yu, P. S., and Zhang, X. Membership inference attacks on machine learning: A survey. *ACM Computing Surveys (CSUR)*, 54(11s):1–37, 2022.
- Jin, D., Pan, E., Oufattole, N., Weng, W.-H., Fang, H., and Szolovits, P. What disease does this patient have? a large-scale open domain question answering dataset from medical exams. *arXiv preprint arXiv:2009.13081*, 2020.
- Kadavath, S., Conerly, T., Askell, A., Henighan, T., Drain, D., Perez, E., Schiefer, N., Hatfield-Dodds, Z., DasSarma, N., Tran-Johnson, E., et al. Language models (mostly) know what they know. *arXiv preprint arXiv:2207.05221*, 2022.
- Kaushik, P., Gain, A., Kortylewski, A., and Yuille, A. Understanding catastrophic forgetting and remembering in continual learning with optimal relevance mapping. *arXiv preprint arXiv:2102.11343*, 2021.
- Kuhn, L., Gal, Y., and Farquhar, S. Semantic uncertainty: Linguistic invariances for uncertainty estimation in natural language generation. *arXiv preprint arXiv:2302.09664*, 2023.
- Lewkowycz, A., Andreassen, A., Dohan, D., Dyer, E., Michalewski, H., Ramasesh, V., Slone, A., Anil, C., Schlag, I., Gutman-Solo, T., et al. Solving quantitative reasoning problems with language models. *Advances in Neural Information Processing Systems*, 35:3843–3857, 2022.
- Li, Y., Wang, S., Ding, H., and Chen, H. Large language models in finance: A survey. In *Proceedings of the fourth ACM international conference on AI in finance*, pp. 374–382, 2023.
- Liu, J., Xia, C. S., Wang, Y., and Zhang, L. Is your code generated by chatgpt really correct? rigorous evaluation of large language models for code generation. *Advances in Neural Information Processing Systems*, 36, 2024.
- Manakul, P., Liusie, A., and Gales, M. J. Selfcheckgpt: Zero-resource black-box hallucination detection for generative large language models. *arXiv preprint arXiv:2303.08896*, 2023.
- McCloskey, M. and Cohen, N. J. Catastrophic interference in connectionist networks: The sequential learning problem. In *Psychology of learning and motivation*, volume 24, pp. 109–165. Elsevier, 1989.
- Pal, A., Umapathi, L. K., and Sankarasubbu, M. Medmcqa: A large-scale multi-subject multi-choice dataset for medical domain question answering. In *Conference on health, inference, and learning*, pp. 248–260. PMLR, 2022.
- Radford, A., Wu, J., Child, R., Luan, D., Amodei, D., Sutskever, I., et al. Language models are unsupervised multitask learners. *OpenAI blog*, 1(8):9, 2019.
- Roziere, B., Gehring, J., Gloeckle, F., Sootla, S., Gat, I., Tan, X. E., Adi, Y., Liu, J., Sauvestre, R., Remez, T., et al. Code llama: Open foundation models for code. *arXiv preprint arXiv:2308.12950*, 2023.
- Sanh, V., Webson, A., Raffel, C., Bach, S. H., Sutawika, L., Alyafeai, Z., Chaffin, A., Stiegler, A., Scao, T. L., Raja, A., et al. Multitask prompted training enables zero-shot task generalization. *arXiv preprint arXiv:2110.08207*, 2021.
- Singhal, K., Azizi, S., Tu, T., Mahdavi, S. S., Wei, J., Chung, H. W., Scales, N., Tanwani, A., Cole-Lewis, H., Pfohl, S., et al. Large language models encode clinical knowledge. *Nature*, 620(7972):172–180, 2023.
- Sun, L., Han, Y., Zhao, Z., Ma, D., Shen, Z., Chen, B., Chen, L., and Yu, K. Scieval: A multi-level large language model evaluation benchmark for scientific research. In *Proceedings of the AAAI Conference on Artificial Intelligence*, volume 38, pp. 19053–19061, 2024.
- Taori, R., Gulrajani, I., Zhang, T., Dubois, Y., Li, X., Guestrin, C., Liang, P., and Hashimoto, T. B. Stanford alpaca: An instruction-following llama model, 2023.
- Taylor, R., Kardas, M., Cucurull, G., Scialom, T., Hartshorn, A., Saravia, E., Poulton, A., Kerkez, V., and Stojnic, R. Galactica: A large language model for science. *arXiv preprint arXiv:2211.09085*, 2022.
- Team, G., Anil, R., Borgeaud, S., Wu, Y., Alayrac, J.-B., Yu, J., Soricut, R., Schalkwyk, J., Dai, A. M., Hauth, A., et al. Gemini: a family of highly capable multimodal models. *arXiv preprint arXiv:2312.11805*, 2023.

- Thirunavukarasu, A. J., Ting, D. S. J., Elangovan, K., Gutierrez, L., Tan, T. F., and Ting, D. S. W. Large language models in medicine. *Nature medicine*, 29(8):1930–1940, 2023.
- Touvron, H., Lavril, T., Izacard, G., Martinet, X., Lachaux, M.-A., Lacroix, T., Rozière, B., Goyal, N., Hambro, E., Azhar, F., et al. Llama: Open and efficient foundation language models. *arXiv preprint arXiv:2302.13971*, 2023a.
- Touvron, H., Martin, L., Stone, K., Albert, P., Almahairi, A., Babaei, Y., Bashlykov, N., Batra, S., Bhargava, P., Bhosale, S., et al. Llama 2: Open foundation and fine-tuned chat models. *arXiv preprint arXiv:2307.09288*, 2023b.
- Wang, Y., Kordi, Y., Mishra, S., Liu, A., Smith, N. A., Khashabi, D., and Hajishirzi, H. Self-instruct: Aligning language model with self generated instructions, 2022.
- Wang, Z., Zhong, W., Wang, Y., Zhu, Q., Mi, F., Wang, B., Shang, L., Jiang, X., and Liu, Q. Data management for large language models: A survey. *arXiv preprint arXiv:2312.01700*, 2023.
- Wu, S., Irsoy, O., Lu, S., Dabrovolski, V., Dredze, M., Gehrmann, S., Kambadur, P., Rosenberg, D., and Mann, G. Bloomberggpt: A large language model for finance. *arXiv preprint arXiv:2303.17564*, 2023.
- Xia, M., Gao, T., Zeng, Z., and Chen, D. Sheared llama: Accelerating language model pre-training via structured pruning. *arXiv preprint arXiv:2310.06694*, 2023.
- Xie, Q., Han, W., Chen, Z., Xiang, R., Zhang, X., He, Y., Xiao, M., Li, D., Dai, Y., Feng, D., et al. The finben: An holistic financial benchmark for large language models. *arXiv preprint arXiv:2402.12659*, 2024a.
- Xie, S. M., Pham, H., Dong, X., Du, N., Liu, H., Lu, Y., Liang, P. S., Le, Q. V., Ma, T., and Yu, A. W. Doremi: Optimizing data mixtures speeds up language model pre-training. *Advances in Neural Information Processing Systems*, 36, 2024b.
- Xu, Z., Shi, Z., and Liang, Y. Do large language models have compositional ability? an investigation into limitations and scalability. In *ICLR 2024 Workshop on Mathematical and Empirical Understanding of Foundation Models*, 2024.
- Yang, A., Yang, B., Hui, B., Zheng, B., Yu, B., Zhou, C., Li, C., Li, C., Liu, D., Huang, F., et al. Qwen2 technical report. *arXiv preprint arXiv:2407.10671*, 2024.
- Ye, J., Maddi, A., Murakonda, S. K., Bindschaedler, V., and Shokri, R. Enhanced membership inference attacks against machine learning models. In *Proceedings of the 2022 ACM SIGSAC Conference on Computer and Communications Security*, pp. 3093–3106, 2022.
- Yuan, H., Yuan, Z., Tan, C., Huang, F., and Huang, S. Hype: Better pre-trained language model fine-tuning with hidden representation perturbation. *arXiv preprint arXiv:2212.08853*, 2022.
- Zellers, R., Holtzman, A., Bisk, Y., Farhadi, A., and Choi, Y. Hellaswag: Can a machine really finish your sentence? *arXiv preprint arXiv:1905.07830*, 2019.
- Zhang, D., Hu, Z., Zhoubian, S., Du, Z., Yang, K., Wang, Z., Yue, Y., Dong, Y., and Tang, J. Sciglm: Training scientific language models with self-reflective instruction annotation and tuning. *arXiv preprint arXiv:2401.07950*, 2024.
- Zhang, L., Cai, W., Liu, Z., Yang, Z., Dai, W., Liao, Y., Qin, Q., Li, Y., Liu, X., Liu, Z., et al. Fineval: A chinese financial domain knowledge evaluation benchmark for large language models. *arXiv preprint arXiv:2308.09975*, 2023.
- Zhang, X. and Yang, Q. Xuanyuan 2.0: A large chinese financial chat model with hundreds of billions parameters. In *Proceedings of the 32nd ACM international conference on information and knowledge management*, pp. 4435–4439, 2023.
- Zhao, W. X., Zhou, K., Li, J., Tang, T., Wang, X., Hou, Y., Min, Y., Zhang, B., Zhang, J., Dong, Z., et al. A survey of large language models. *arXiv preprint arXiv:2303.18223*, 2023a.
- Zhao, Y., Yan, L., Sun, W., Xing, G., Meng, C., Wang, S., Cheng, Z., Ren, Z., and Yin, D. Knowing what llms do not know: A simple yet effective self-detection method. *arXiv preprint arXiv:2310.17918*, 2023b.
- Zhong, W., Cui, R., Guo, Y., Liang, Y., Lu, S., Wang, Y., Saied, A., Chen, W., and Duan, N. Agieval: A human-centric benchmark for evaluating foundation models. *arXiv preprint arXiv:2304.06364*, 2023.

A. Details of Knowledge Distribution Detection

During the domain knowledge detection phase for our target models, we employed Qwen2.5-72B-Instruct⁵ as the proprietary model M_P . For each target model M_θ slated for fine-tuning, we prompted the generation of $40k$ data samples using the Beginning of Sequence ($\langle BOS \rangle$) token, with the sample number set at $N_S = 40,000$. These samples were subsequently assessed by the proprietary model M_P to ascertain their probabilistic affinity for several vertical domains, including law, medicine, finance, science, code, and others. To ensure the reliability of our statistical outcomes, the entire process was iterated 5 times, with the maximum number of iterations set at $T = 5$. The average knowledge distribution was then computed across these iterations. Empirically, with a dataset of $40k$ samples, the distribution of sequences generated by M_θ across domains demonstrated a high degree of consistency, with an overall variance not exceeding 1.874%. The final domain knowledge distribution for each open-source model is depicted in the stacked bar chart presented in Figure 5.

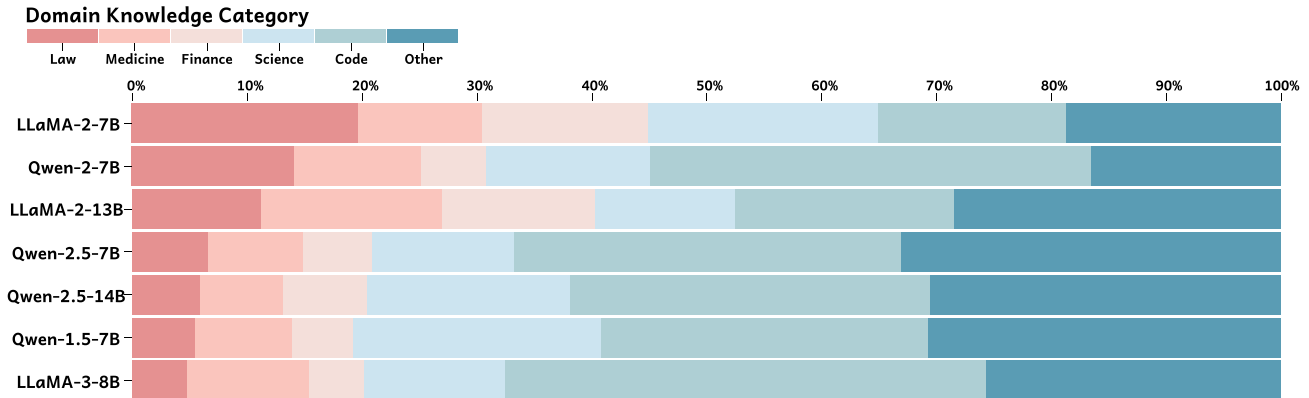


Figure 5. An illustration of the domain knowledge distribution among models.

B. Training

B.1. Training Datasets

For training, we selected representative datasets for each domain, which exhibit significant differences in format, sentence length, and domain-specific content. These differences reflect the heterogeneity of training data across various domains during the fine-tuning stage. Further details about these datasets can be found in Table 2. Specifically, for the Alpaca dataset, which we utilize for representing the general domain, we have excluded data related to law, medicine, finance, science, and code domains to ensure the precision and authenticity of the actual domain weight.

Table 2. Details of the training datasets. “Full” indicates whether we utilize the entire data samples of the dataset.

Dataset	# Instance	Source	# Rounds	Full
Lawyer-Instruct	9241	Reformatted from LawyerChat Dataset ⁶	1	✓
MedQA	10178	Professional Medical Board Exams	1	Training Portion
Finance Alpaca	68912	Alpaca, FiQA, 1.3k Pairs Generated using GPT3.5	1	✓
Sonnet3.5 Science Conversations	8835	Scientific Conversations with Sonnet3.5	11.1	✓
Code Alpaca	20022	Generate Based on Self-Instruct (Wang et al., 2022)	1	✓
Alpaca	49,087	Generate Based on Self-Instruct (Wang et al., 2022)	1	Excluding Samples of Other Domains

B.2. Training Details

All experiments were conducted based on full fine-tuning. We employed a learning rate scheduler that incorporates linear warm-up and cosine decay, peaking at a learning rate of $2e-5$. A batch size of 128 was utilized, and the training spanned 4 epochs across all selected datasets. For scenarios aimed at fostering multi-ability, we trained and assessed models including

⁵<https://huggingface.co/Qwen/Qwen2.5-72B-Instruct>

LLaMA-2-7B, LLaMA-3-8B, LLaMA-2-13B, Qwen-1.5-7B, Qwen-2-7B, Qwen-2.5-7B, and Qwen-2.5-14B. In the context of domain expansion, the training and evaluations were performed using the LLaMA-3-8B and LLaMA-2-13B models. The total number of samples per epoch was set to $60k$, with each domain’s samples being downsampled or upsampled according to the corresponding weights during the mixing process. Regarding reference models, for the LLaMA series, we used the Sheared-LLaMA-1.3B (Xia et al., 2023) as a lightweight reference model; as for the Qwen series, we utilized Qwen-2-1.5B and Qwen-2.5-1.5B as our reference models.

C. Evaluation Details

We evaluate the performance of the models on the downstream tasks across various domains, using two relevant benchmarks for each domain. Details of the datasets are provided in Table 3. Specifically, for the MedMCQA dataset, since the standard answers for the test set are not publicly available, we conducted our evaluations using the validation dataset. For the MMLU dataset, we selected 14 sub-tasks to construct the MMLU-Sci subset (Zhang et al., 2024) for testing.

Table 3. Details of the training datasets. “Full” indicates whether we utilize the entire data samples of the dataset.

Domain	Benchmark	# Instance	Language	N-Shot
Law	LegalBench (Guha et al., 2024)	90,394 (164 sub-tasks)	English	1
	LawBench (Fei et al., 2023)	10,000 (20 sub-tasks)	Chinese	1
Medicine	MedQA (Jin et al., 2020)	1,273	English	1
	MedMCQA (Pal et al., 2022)	4,183	English	1
Finance	FinEval (Zhang et al., 2023)	4,661 (34 sub-tasks)	Chinese	1
	FinanceIQ (Zhang & Yang, 2023)	7,173 (10 sub-tasks)	Chinese	5
Science	SciEval (Sun et al., 2024)	15,901	English	1
	MMLU-Sci (Hendrycks et al., 2020)	2,999 (14 sub-tasks)	English	0
Code	HumanEval (Chen et al., 2021)	164	English	0
	MBPP (Austin et al., 2021)	974	English	0
Other (General)	AGIEval (Zhong et al., 2023)	8,062 (20 sub-tasks)	English, Chinese	0
	HellaSwag (Zellers et al., 2019)	10,003	English	0

D. More Experiment Results

D.1. Performance on Domain-Specific Tasks in Multi-Ability Fostering Scenario

We present herein the outcomes of the ablation study along with the raw scores from domain-specific benchmarks.

Table 4. Ablation studies on multi-ability fostering, we compare the performances of **VersaTune** and fix domain weights based on the detected knowledge distribution (**VersaTune Constant**) across different models. The domain performance scores were calculated as the mean of respective domain benchmark scores. “Avg” denotes the average performance across all domain-specific tasks. ↑ and ↓ indicate an increase or decrease in scores comparing to the **VersaTune** strategy.

Model	Method	Law	Medical	Finance	Science	Code	General	Avg.
LLaMA-2-7B	VersaTune Constant	28.51↓	33.45↓	21.09↓	47.89↓	13.47↓	47.10↓	31.92↓
	VersaTune	29.75	37.90	32.66	53.41	15.65	48.22	36.27
LLaMA-3-8B	VersaTune Constant	42.80↓	33.74↓	31.60↓	55.41↓	31.55↓	49.48↓	40.76↓
	VersaTune	43.77	43.97	41.19	58.64	32.28	51.20	45.18
Qwen-1.5-7B	VersaTune Constant	36.75↓	27.94↓	46.29↓	47.86↓	34.04↓	56.59↓	41.58↓
	VersaTune	38.00	31.36	56.08	54.44	36.15	57.24	45.55
Qwen-2-7B	VersaTune Constant	39.29↓	40.01↓	50.73↓	56.61↓	51.29↓	60.57↓	49.75↓
	VersaTune	43.05	43.36	64.67	61.00	52.90	60.85	54.31
Qwen-2.5-7B	VersaTune Constant	41.99↓	39.96↓	55.71↓	64.00↓	55.63↓	60.82↓	53.02↓
	VersaTune	44.20	43.19	65.79	71.15	60.97	61.82	57.85
LLaMA-2-13B	VersaTune Constant	46.26↓	41.72↓	38.90↓	56.12↓	42.75↓	56.09↓	46.97↓
	VersaTune	48.01	46.73	47.30	63.36	46.15	57.14	51.45
Qwen-2.5-14B	VersaTune Constant	51.29↓	44.88↓	34.14↓	63.39↓	78.53↓	65.75↓	56.33↓
	VersaTune	53.59	47.70	72.26	72.88	82.06	65.75	65.71

Table 5. Results of law related tasks on multi-ability fostering.

Model	Method	LegalBench	LawBench
LLaMA-2-7B	Uniform Distribution	15.71	30.72
	Inverse Distribution	13.23↓	26.94↓
	VersaTune Constant	21.47↑	35.55↑
	VersaTune	23.18↑	36.31↑
LLaMA-3-8B	Uniform Distribution	33.52	31.16
	Inverse Distribution	27.83↓	27.48↓
	VersaTune Constant	47.85↑	37.75↑
	VersaTune	49.67↑	37.87↑
Qwen-1.5-7B	Uniform Distribution	30.33	33.49
	Inverse Distribution	29.80↓	30.13↓
	VersaTune Constant	37.97↑	35.52↑
	VersaTune	40.04↑	35.95↑
Qwen-2-7B	Uniform Distribution	39.05	31.99
	Inverse Distribution	34.01↓	27.81↓
	VersaTune Constant	45.86↑	32.72↑
	VersaTune	50.56↑	35.54↑
Qwen-2.5-7B	Uniform Distribution	40.11	31.48
	Inverse Distribution	36.36↓	26.98↓
	VersaTune Constant	48.78↑	35.20↑
	VersaTune	51.65↑	36.75↑
LLaMA-2-13B	Uniform Distribution	47.66	34.85
	Inverse Distribution	40.12↓	30.67↓
	VersaTune Constant	53.79↑	38.73↑
	VersaTune	55.87↑	40.14↑
Qwen-2.5-14B	Uniform Distribution	50.73	39.49
	Inverse Distribution	46.08↓	35.36↓
	VersaTune Constant	56.94↑	45.64↑
	VersaTune	60.59↑	46.58↑

Table 6. Results of medical tasks on multi-ability fostering.

Model	Method	MedQA	MedMCQA
LLaMA-2-7B	Uniform Distribution	23.45	27.57
	Inverse Distribution	21.38↓	26.52↓
	VersaTune Constant	30.17↑	36.72↑
	VersaTune	35.04↑	40.75↑
LLaMA-3-8B	Uniform Distribution	31.03	10.26
	Inverse Distribution	25.51↓	8.77↓
	VersaTune Constant	37.33↑	30.15↑
	VersaTune	42.21↑	45.72↑
Qwen-1.5-7B	Uniform Distribution	21.27	12.14
	Inverse Distribution	16.15↓	9.91↓
	VersaTune Constant	25.60↑	30.28↑
	VersaTune	30.47↑	32.24↑
Qwen-2-7B	Uniform Distribution	35.07	17.73
	Inverse Distribution	23.90↓	16.31↓
	VersaTune Constant	40.89↑	39.13↑
	VersaTune	45.48↑	41.24↑
Qwen-2.5-7B	Uniform Distribution	25.17	25.84
	Inverse Distribution	24.16↓	19.35↓
	VersaTune Constant	30.20↑	49.71↑
	VersaTune	34.28↑	52.09↑
LLaMA-2-13B	Uniform Distribution	32.98	36.54
	Inverse Distribution	26.27↓	28.78↓
	VersaTune Constant	40.69↑	42.74↑
	VersaTune	45.78↑	47.67↑
Qwen-2.5-14B	Uniform Distribution	47.85	38.71
	Inverse Distribution	45.75↓	32.56↓
	VersaTune Constant	48.11↑	41.64↑
	VersaTune	50.24↑	45.15↑

Table 7. Results of finance related tasks on multi-ability fostering.

Model	Method	FinEval	FinanceIQ
LLaMA-2-7B	Uniform Distribution	33.50	2.71
	Inverse Distribution	32.96 [↓]	2.53 [↓]
	VersaTune Constant	35.89 [↑]	6.28 [↑]
	VersaTune	36.27[↑]	29.04[↑]
LLaMA-3-8B	Uniform Distribution	34.83	4.97
	Inverse Distribution	33.71 [↓]	3.31 [↓]
	VersaTune Constant	37.93 [↑]	25.27 [↑]
	VersaTune	38.80[↑]	43.58[↑]
Qwen-1.5-7B	Uniform Distribution	53.87	14.17
	Inverse Distribution	53.80 [↓]	12.44 [↓]
	VersaTune Constant	55.06 [↑]	37.52 [↑]
	VersaTune	55.52[↑]	56.63[↑]
Qwen-2-7B	Uniform Distribution	59.49	14.62
	Inverse Distribution	56.53 [↓]	11.30 [↓]
	VersaTune Constant	60.63 [↑]	40.82 [↑]
	VersaTune	60.95[↑]	68.39[↑]
Qwen-2.5-7B	Uniform Distribution	59.58	31.66
	Inverse Distribution	57.07 [↓]	29.25 [↓]
	VersaTune Constant	62.94 [↑]	48.47 [↑]
	VersaTune	62.48[↑]	69.09[↑]
LLaMA-2-13B	Uniform Distribution	37.54	32.85
	Inverse Distribution	36.67 [↓]	26.76 [↓]
	VersaTune Constant	39.33 [↑]	38.47 [↑]
	VersaTune	39.48[↑]	55.12[↑]
Qwen-2.5-14B	Uniform Distribution	64.72	64.39
	Inverse Distribution	64.88 [↑]	60.53 [↓]
	VersaTune Constant	65.03 [↑]	73.24 [↑]
	VersaTune	65.84[↑]	78.68[↑]

Table 9. Results of code related tasks on multi-ability fostering.

Model	Method	HumanEval	MBPP
LLaMA-2-7B	Uniform Distribution	5.67	3.44
	Inverse Distribution	3.47 [↓]	2.42 [↓]
	VersaTune Constant	12.47 [↑]	14.47 [↑]
	VersaTune	15.62[↑]	15.68[↑]
LLaMA-3-8B	Uniform Distribution	22.94	28.85
	Inverse Distribution	19.67 [↓]	24.34 [↓]
	VersaTune Constant	29.88 [↑]	33.22 [↑]
	VersaTune	28.91[↑]	35.65[↑]
Qwen-1.5-7B	Uniform Distribution	32.86	25.86
	Inverse Distribution	28.55 [↓]	23.94 [↓]
	VersaTune Constant	38.41 [↑]	29.67 [↑]
	VersaTune	40.49[↑]	31.80[↑]
Qwen-2-7B	Uniform Distribution	53.26	37.82
	Inverse Distribution	50.65 [↓]	33.63 [↓]
	VersaTune Constant	56.71 [↑]	45.87 [↑]
	VersaTune	58.15[↑]	47.64[↑]
Qwen-2.5-7B	Uniform Distribution	55.64	46.86
	Inverse Distribution	52.97 [↓]	44.63 [↓]
	VersaTune Constant	59.15 [↑]	52.10 [↑]
	VersaTune	60.68[↑]	61.25[↑]
LLaMA-2-13B	Uniform Distribution	36.54	38.55
	Inverse Distribution	28.78 [↓]	35.83 [↓]
	VersaTune Constant	42.74 [↑]	42.76 [↑]
	VersaTune	47.67[↑]	44.62[↑]
Qwen-2.5-14B	Uniform Distribution	68.75	72.14
	Inverse Distribution	63.36 [↓]	68.49 [↓]
	VersaTune Constant	78.72 [↑]	78.33 [↑]
	VersaTune	82.64[↑]	81.48[↑]

Table 8. Results of science related tasks on multi-ability fostering.

Model	Method	SciEval	MLLU-Sci
LLaMA-2-7B	Uniform Distribution	9.30	42.89
	Inverse Distribution	8.98 [↓]	39.67 [↓]
	VersaTune Constant	49.91 [↑]	45.87 [↑]
	VersaTune	56.75[↑]	50.06[↑]
LLaMA-3-8B	Uniform Distribution	6.51	50.17
	Inverse Distribution	6.09 [↓]	46.62 [↓]
	VersaTune Constant	54.77 [↑]	56.04 [↑]
	VersaTune	56.67[↑]	60.61[↑]
Qwen-1.5-7B	Uniform Distribution	7.63	50.67
	Inverse Distribution	6.54 [↓]	48.52 [↓]
	VersaTune Constant	38.39 [↑]	57.33 [↑]
	VersaTune	47.76[↑]	61.11[↑]
Qwen-2-7B	Uniform Distribution	25.30	62.73
	Inverse Distribution	18.57 [↓]	58.25 [↓]
	VersaTune Constant	45.93 [↑]	67.29 [↑]
	VersaTune	51.58[↑]	70.42[↑]
Qwen-2.5-7B	Uniform Distribution	19.88	65.84
	Inverse Distribution	16.68 [↓]	62.78 [↓]
	VersaTune Constant	56.04 [↑]	71.96 [↑]
	VersaTune	68.14[↑]	74.16[↑]
LLaMA-2-13B	Uniform Distribution	45.72	50.77
	Inverse Distribution	38.96 [↓]	48.68 [↓]
	VersaTune Constant	57.13 [↑]	55.10 [↑]
	VersaTune	63.87[↑]	62.84[↑]
Qwen-2.5-14B	Uniform Distribution	39.74	73.45
	Inverse Distribution	27.68 [↓]	68.22 [↓]
	VersaTune Constant	48.31 [↑]	78.46 [↑]
	VersaTune	62.89[↑]	82.86[↑]

Table 10. Results of general tasks on multi-ability fostering.

Model	Method	AGIEval	HellaSwag
LLaMA-2-7B	Uniform Distribution	20.16	71.40
	Inverse Distribution	18.83 [↓]	71.33 [↓]
	VersaTune Constant	22.31 [↑]	71.89[↑]
	VersaTune	24.67[↑]	71.76[↑]
LLaMA-3-8B	Uniform Distribution	23.87	73.26
	Inverse Distribution	23.45 [↓]	72.40 [↓]
	VersaTune Constant	25.62 [↑]	73.33 [↑]
	VersaTune	28.78[↑]	73.62[↑]
Qwen-1.5-7B	Uniform Distribution	39.19	69.80
	Inverse Distribution	39.56 [↑]	69.59 [↓]
	VersaTune Constant	42.50 [↑]	70.67 [↑]
	VersaTune	42.96[↑]	71.51[↑]
Qwen-2-7B	Uniform Distribution	47.31	73.60
	Inverse Distribution	45.74 [↓]	73.52 [↓]
	VersaTune Constant	48.16[↑]	72.98 [↓]
	VersaTune	48.02[↑]	73.67[↑]
Qwen-2.5-7B	Uniform Distribution	45.42	73.69
	Inverse Distribution	45.67 [↑]	72.92 [↓]
	VersaTune Constant	47.75 [↑]	73.88 [↑]
	VersaTune	49.73[↑]	73.90[↑]
LLaMA-2-13B	Uniform Distribution	36.89	73.50
	Inverse Distribution	36.67 [↓]	73.11 [↓]
	VersaTune Constant	37.91 [↑]	74.27 [↑]
	VersaTune	39.64[↑]	74.63[↑]
Qwen-2.5-14B	Uniform Distribution	54.92	75.88
	Inverse Distribution	54.87 [↓]	75.42 [↓]
	VersaTune Constant	55.04 [↑]	76.45[↑]
	VersaTune	55.52[↑]	75.98[↑]

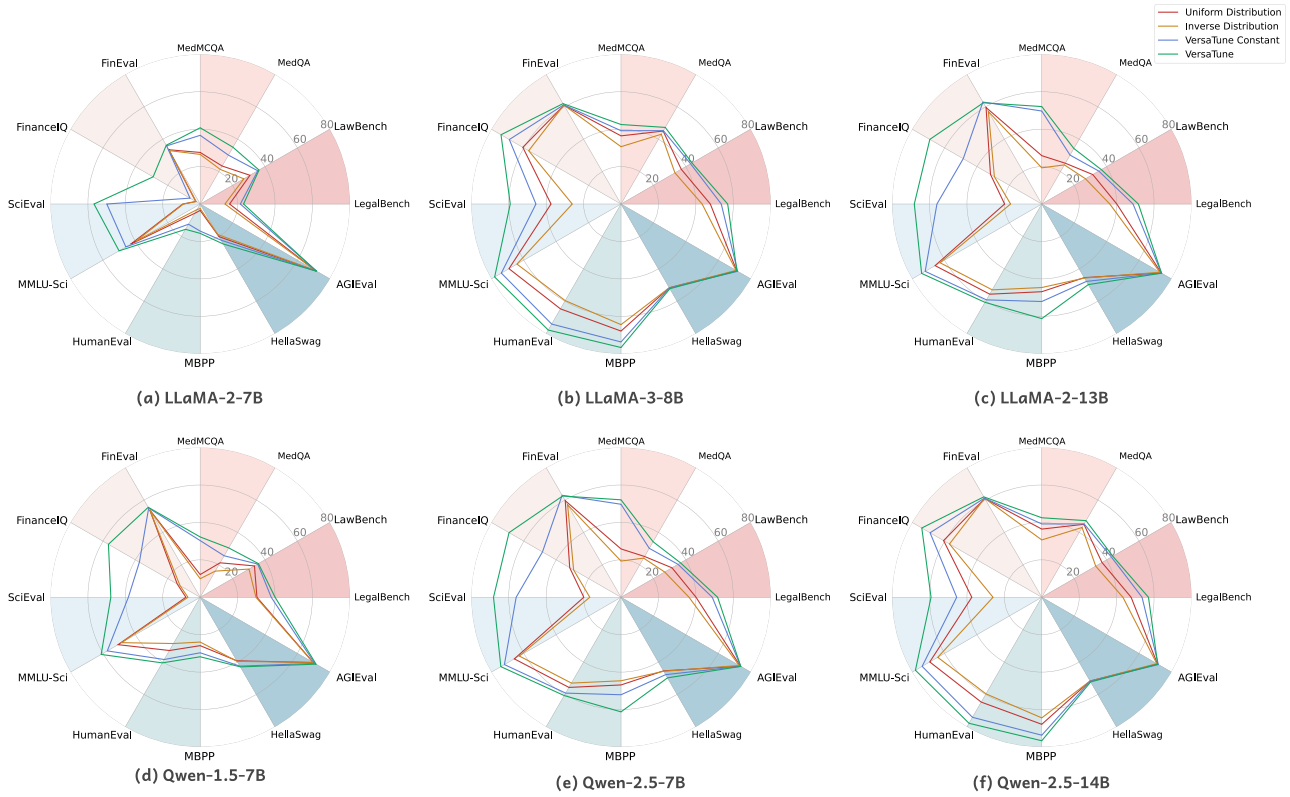


Figure 6. Performances of different models on versatile tasks across various domains under the scenario of effective multi-ability fostering. The background color of the radar chart signifies the domain to which the current benchmark belongs, with reference to the color key provided in Figure 1.

D.2. Detailed Results in Domain Expansion Scenario

In this section, we exhibit the performance of the target domain and other non-target domains under the domain expansion scenario, as realized by Algorithm 3. The stacked group bar chart (left) illustrates the percentage change in performance for non-target domains relative to their pre-fine-tuning states, with the positive direction on the y-axis indicating performance improvement and the negative direction signifying a decline. The line chart (right) represents the overall change across all non-target domains for three distinct strategies, with color legends corresponding to those of the line chart on the right. The right-side chart depicts the percentage increase in performance for the current target domain. We employed the LLaMA-3-8B and LLaMA-2-13B models, and the mean percentage change in model performance when focusing on domain enhancement is presented in both the stacked group bar chart and the line chart.

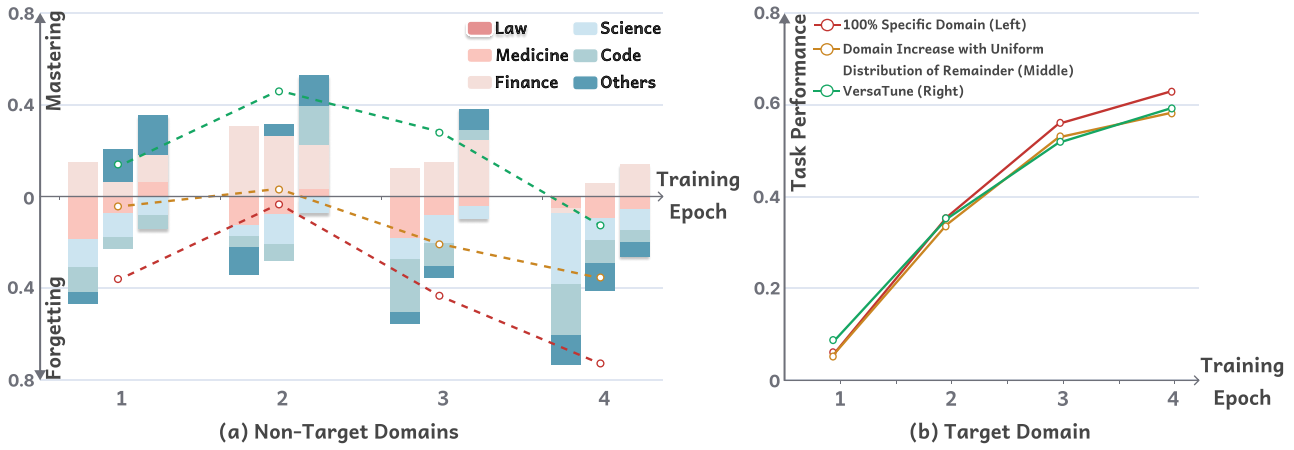


Figure 7. Domain expansion results for the *law* domain, including non-target domains (a) and the target domain (b).

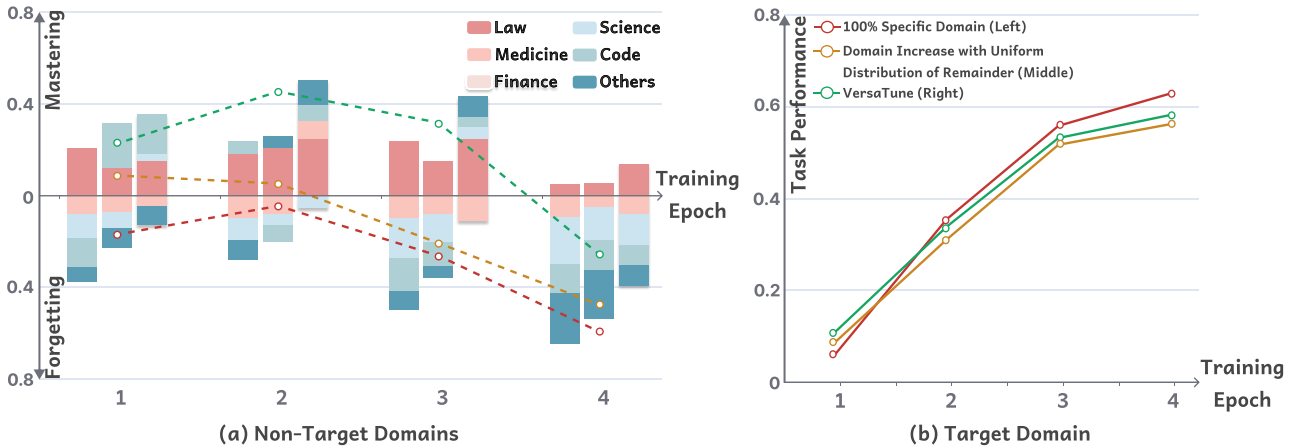


Figure 8. Domain expansion results for the *finance* domain, including non-target domains (a) and the target domain (b).

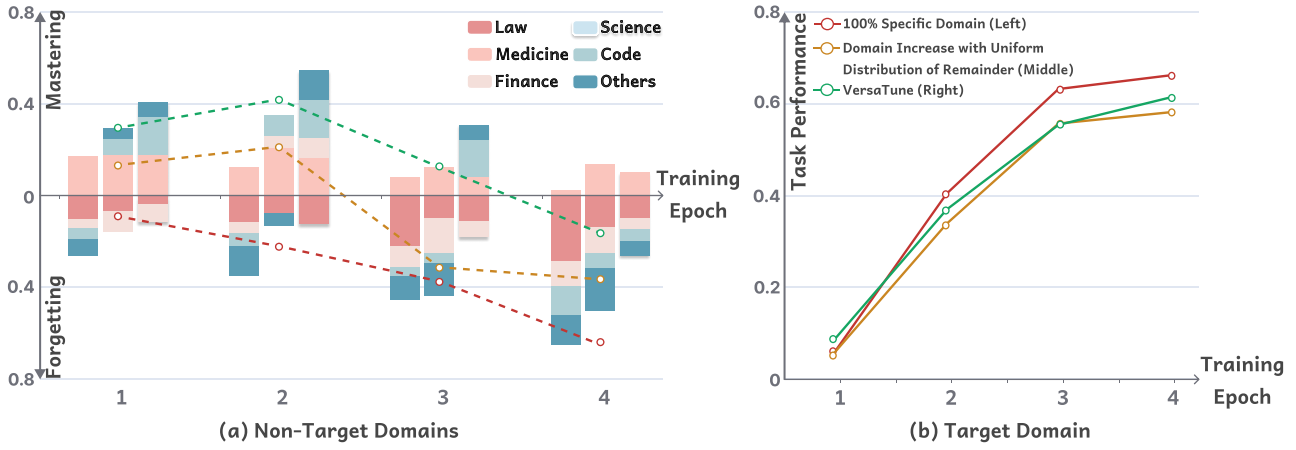


Figure 9. Domain expansion results for the *science* domain, including non-target domains (a) and the target domain (b).

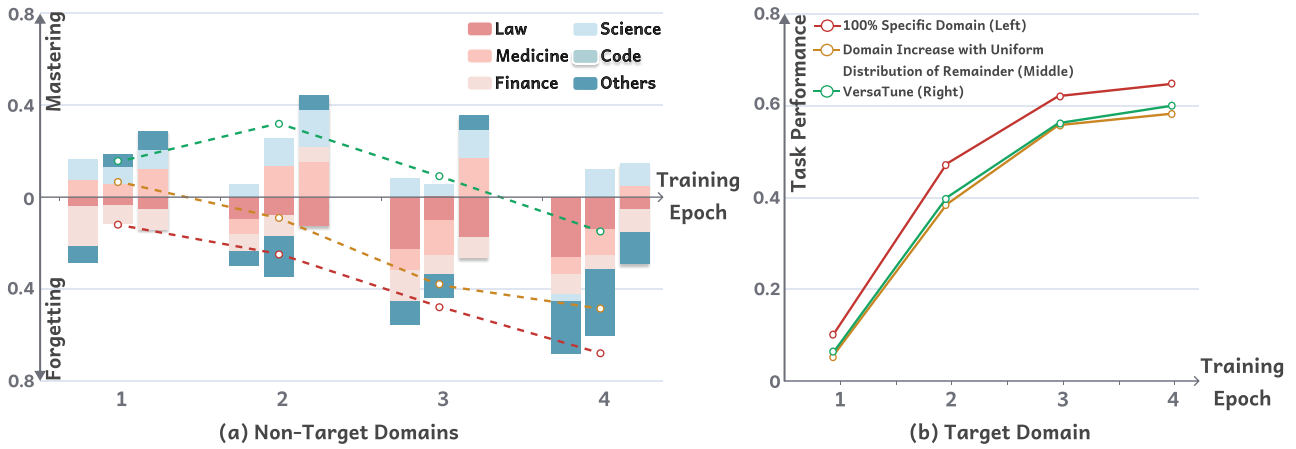


Figure 10. Domain expansion results for the *code* domain, including non-target domains (a) and the target domain (b).