

# An exact solution for a non-autonomous delay differential equations

Kenta Ohira  
 Future Value Creation Research Center,  
 Graduate School of Informatics, Nagoya University, Japan

November 26, 2024

## Abstract

We derive an exact solution for a simple non-autonomous delay differential equation (DDE) over the entire real-time axis, representing it as a sum of Gaussian-shaped dynamics with distinct peak positions. This marks the first explicit solution for non-autonomous DDEs and is a rare example even among general DDEs. The constructed solution offers key physical insights and facilitates the analysis of system properties, such as the envelope profile of the dynamics.

## 1 Introduction

In the study of dynamics with time delays, quite complex behaviors have been discovered. Time delays most commonly arise due to finite transmission and production times. Time delay is an intrinsic feature in many control and interaction systems and has been studied across various fields, such as mathematics, biology, physics, engineering, and economics (e.g., [1, 2, 3, 4, 5, 6, 7, 8, 9, 10, 11, 12, 13, 14]). “Delay differential equations” (DDEs) are the main mathematical approach and modeling tool for such systems. In general, delays induce instability in stable fixed points, leading to oscillatory and more complex dynamics. Additionally, as the delay lengthens, the complexity of the dynamics increases. For example, the Mackey-Glass equation [8] shows a progression from monotonic convergence to transient oscillations, sustained oscillations, and finally chaotic dynamics as the delay parameter of the feedback function increases. With models like this, the pathway to complex behavior in many delay systems is gradually becoming understood (e.g., [15]), but due to its complexity, there is still much room for further investigation in this field.

Recently, we have been studying delay differential equations, focusing specifically on a category known as non-autonomous DDEs, where the coefficients vary with time. These equations are generally considered more challenging to analyze than autonomous DDEs and are primarily investigated using approximate or numerical methods [16, 17, 18, 19]. In particular, we have been examining the following simple non-autonomous delay differential equation, where  $a$ ,  $b$  are real constants and the delay  $\tau \geq 0$  [20, 21, 22]:

$$\frac{dX(t)}{dt} + aX(t) = bX(t - \tau) \quad (1)$$

This equation represents a slight extension of Hayes' equation, which has been extensively studied [4]. Hayes' equation is given as follows, where  $\alpha$  and  $\beta$  are real constants.

$$\frac{dX(t)}{dt} + \alpha X(t) = \beta X(t - \tau) \quad (2)$$

The difference between equations (1) and (2) lies in the second term, which becomes a linear function of time in equation (1). While this modification may seem minor, it leads to significantly different behavior. Notably, we have observed that the dynamics of equation (1) exhibit a frequency resonance phenomenon [20, 21].

In this paper, we focus on the non-autonomous DDE described by equation (1) and demonstrate that its exact solution over the entire real time axis can be explicitly expressed as a sum of Gaussian-shaped dynamics with different peak positions. To the best of the author's knowledge, this is the first instance where such an explicit solution has been obtained for non-autonomous DDEs. Moreover, it is a rare result even within the domain of DDEs in general.

The constructed solution provides valuable physical insights and enables us to explain several properties of the system, such as the envelope profile of its dynamics.

## 2 Stability of Solutions

For the differential equation (1), if  $a > 0$ , then as  $t \rightarrow \infty$  or  $t \rightarrow -\infty$ ,  $X(t)$  converges to 0. If  $a < 0$ , it diverges. At  $t \rightarrow \infty$ , we can approximate  $bX(t - \tau) - atX(t) \approx -atX(t)$ , so the differential equation near  $t \rightarrow \infty$  becomes

$$\frac{dX(t)}{dt} = -atX(t) \quad (3)$$

which has the following solution with the integration constant  $\mathcal{C}$ :

$$X(t) = \mathcal{C}e^{-\frac{1}{2}at^2} \quad (4)$$

For  $a > 0$ , this converges to 0, and for  $a < 0$ , it diverges. A similar approach can be applied for  $t \rightarrow -\infty$ .

From the convergence of the solutions above, for  $t \geq 0$ , the differential equation (1) with  $a > 0$  will have solutions  $X(t)$  that converge as  $t \rightarrow \infty$  for any initial function  $X(t) = \phi(t)$ ,  $t \in [-\tau, 0]$ . In other words, if  $a > 0$ ,  $X(t)$  is globally asymptotically stable at  $X = 0$ . Conversely, stability is lost if  $a < 0$ .

When  $a = 0$ , the original differential equation becomes:

$$\frac{dX(t)}{dt} = bX(t - \tau) \quad (5)$$

which is the same as Hayes' equation (2) with  $\alpha = 0$ . It is known that for this equation,  $X = 0$  is globally asymptotically stable when  $-\pi/2\tau < b < 0$ , and unstable outside of this range.

In summary, the stability of the solution  $X(t)$  for the differential equation (1) with  $t \geq 0$  is as follows:

- $a < 0$ : Unstable.
- $a = 0$  and  $-\pi/2\tau < b < 0$ : Globally asymptotically stable at  $X = 0$ .

- $a = 0$  and  $b \leq -\pi/2\tau$  or  $b \geq 0$ : Unstable.
- $a > 0$ : Globally asymptotically stable at  $X = 0$ .

### 3 Analysis Using the Fourier Transform

In the following sections, we apply the Fourier transform to the differential equation (1) and subsequently perform an inverse transform[22]. Based on the properties of the transform, the function obtained through this process coincides with the solution to the differential equation (1) over  $t \in \mathbb{R}$ . In the following, we regard that  $X(t)$  is not Fourier transformable if it can only be transformed when it is the zero function.

#### 3.1 Fourier Transformability

When  $a < 0$ , the function is not Fourier transformable. As shown in the previous section,  $X(t)$  diverges as  $t \rightarrow \infty$  and  $t \rightarrow -\infty$  for  $a < 0$ . Consequently,  $X(t)$  is not absolutely integrable over  $t \in \mathbb{R}$ , making it non-transformable by Fourier transform.

In the case where  $a = 0$ , the function is again not Fourier transformable. In this scenario, the original differential equation is given by:

$$\frac{dX(t)}{dt} = bX(t - \tau) \quad (6)$$

The general solution for this is known to be expressed via the Lambert  $W$  function as follows [23, 24]:

$$X(t) = \sum_{k=-\infty}^{\infty} C_k e^{\lambda_k t}, \quad \lambda_k = \frac{1}{\tau} W_k(b\tau) \quad (7)$$

Here,  $C_k$  are constants that satisfy  $\text{Im}(X(t)) = 0$ . Thus, for  $X(t)$  to be absolutely integrable, each  $C_k$  must equal zero, which implies that  $X(t)$  cannot be Fourier transformed unless it is the zero function.

When  $a > 0$ ,  $X(t)$  is Fourier transformable. In the previous section, it was shown that for  $a > 0$ ,  $X(t)$  converges to zero as  $t \rightarrow \infty$  and  $t \rightarrow -\infty$ , meaning  $X(t)$  is absolutely integrable over  $t \in \mathbb{R}$  and can be Fourier transformed.

#### 3.2 Derivation of the General Solution in Integral Form

In the parameter range where Fourier transformability is possible ( $a > 0$ ), we seek the general solution to the delay differential equation (1) over  $t \in \mathbb{R}$ .

For  $\tau = 0$ , the differential equation becomes:

$$\frac{dX(t)}{dt} = (b - at)X(t) \quad (8)$$

Solving this yields with the integration constant  $\mathcal{C}$ :

$$X(t) = \mathcal{C} e^{-\frac{1}{2}at^2 + bt} \quad (9)$$

which represents a Gaussian centered at  $t = b/a$ .

For  $\tau > 0$ , applying the Fourier transform to equation (1) gives a differential equation for  $\hat{X}(\omega)$ :

$$i\omega\hat{X}(\omega) + ia\frac{d\hat{X}(\omega)}{d\omega} = be^{-i\tau\omega}\hat{X}(\omega) \quad (10)$$

Solving this equation provides:

$$\hat{X}(\omega) = \mathcal{C} \exp\left(-\frac{1}{2a}\omega^2 + \frac{b}{a\tau}e^{-i\tau\omega}\right) \quad (11)$$

By taking the inverse Fourier transform of  $\hat{X}(\omega)$ , we obtain the general solution  $X(t)$  for the original differential equation:

$$X(t) = \frac{1}{2\pi} \int_{-\infty}^{\infty} \hat{X}(\omega)e^{it\omega} d\omega = \frac{\mathcal{C}}{2\pi} \int_{-\infty}^{\infty} \exp\left(-\frac{1}{2a}\omega^2 + \frac{b}{a\tau}e^{-i\tau\omega} + it\omega\right) d\omega \quad (12)$$

This function  $X(t)$  satisfies the original differential equation (1) for any  $t \in \mathbb{R}$ .

### 3.3 Integral Transformation

In order to investigate the above solution, we proceed with additional calculations by completing the square for the terms involving  $\omega^2$  and  $\omega$ :

$$X(t) = \frac{\mathcal{C}}{2\pi} e^{-\frac{1}{2}at^2} \int_{-\infty}^{\infty} \exp\left(-\frac{1}{2}\left(\frac{\omega}{\sqrt{a}} - i\sqrt{a}t\right)^2 + \frac{b}{a\tau}e^{a\tau t - i\sqrt{a}\tau s}\right) d\omega \quad (13)$$

Using a variable change  $s = \frac{\omega}{\sqrt{a}} - i\sqrt{a}t$ , we rewrite:

$$X(t) = \frac{\mathcal{C}}{2\pi} \sqrt{a} e^{-\frac{1}{2}at^2} \int_{-\infty - i\sqrt{a}t}^{\infty - i\sqrt{a}t} \exp\left(-\frac{1}{2}s^2 + \frac{b}{a\tau}e^{a\tau t - i\sqrt{a}\tau s}\right) ds \quad (14)$$

Let  $g(s)$  denote the integrand, then

$$X(t) = \frac{\mathcal{C}}{2\pi} \sqrt{a} e^{-\frac{1}{2}at^2} \int_{-\infty - i\sqrt{a}t}^{\infty - i\sqrt{a}t} g(s) ds. \quad (15)$$

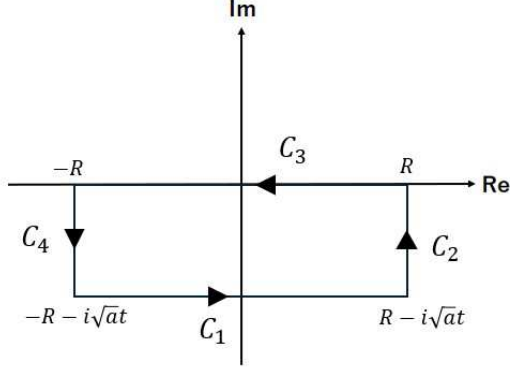
For  $t = 0$ , the solution reduces to:

$$X(t) = \frac{\mathcal{C}}{2\pi} \sqrt{a} e^{-\frac{1}{2}at^2} \int_{-\infty}^{\infty} g(s) ds \quad (16)$$

To consider the case  $t \neq 0$ , we use the integration path shown in Figure 3.3 for complex integration. Since  $g(s)$  is holomorphic over the entire complex plane, it satisfies:

$$\lim_{R \rightarrow \infty} \oint_{C_1 + C_2 + C_3 + C_4} g(s) ds = 0. \quad (17)$$

$t > 0$ :



$t < 0$ :

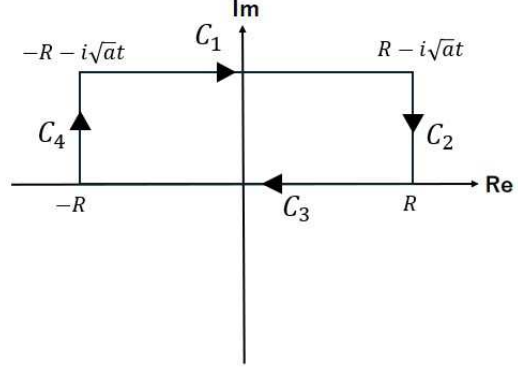


Figure 1: The integration path is defined as the rectangle in the complex plane with vertices at  $z = -R - i\sqrt{a}t$ ,  $R - i\sqrt{a}t$ ,  $R$ , and  $-R$ . The path on the left corresponds to  $t > 0$ , while the one on the right corresponds to  $t < 0$ . The direction of integration is indicated by the arrows.

By considering the absolute value of the integral along the path  $C_2$ , the following inequality holds:

$$\left| \int_{C_2} g(s) ds \right| = \left| \int_{R-i\sqrt{a}t}^R \exp \left[ -\frac{1}{2}s^2 + \frac{b}{a\tau} e^{a\tau t - i\sqrt{a}\tau s} \right] ds \right| \leq \sqrt{at} \exp \left[ -\frac{1}{2}R^2 + \left| \frac{b}{a\tau} \right| e^{a\tau t} \right]. \quad (18)$$

Since the right-hand side tends to 0 as  $R \rightarrow \infty$ , we obtain:

$$\lim_{R \rightarrow \infty} \int_{C_2} g(s) ds = 0. \quad (19)$$

Similarly, performing the same calculation for the path  $C_4$ , we find:

$$\lim_{R \rightarrow \infty} \int_{C_4} g(s) ds = 0. \quad (20)$$

Therefore, the following holds:

$$\lim_{R \rightarrow \infty} \int_{C_1} g(s) ds = - \lim_{R \rightarrow \infty} \int_{C_3} g(s) ds. \quad (21)$$

This implies:

$$\int_{-\infty - i\sqrt{a}t}^{\infty - i\sqrt{a}t} g(s) ds = \int_{-\infty}^{\infty} g(s) ds. \quad (22)$$

Applying this and Equation (14) to the expression for  $X(t)$ , we obtain:

$$X(t) = \frac{\mathcal{C}}{2\pi} \sqrt{a} e^{-\frac{1}{2}at^2} \int_{-\infty}^{\infty} \exp \left[ -\frac{1}{2}s^2 + \frac{b}{a\tau} e^{a\tau t - i\sqrt{a}\tau s} \right] ds. \quad (23)$$

The integral has been transformed, but solving it remains challenging.

## 4 Series Solution

### 4.1 Solution Hypothesis

From the integral solution obtained in the previous section, we can hypothesize that

$$X(t) = e^{-\frac{1}{2}t^2} f(e^{a\tau t}) \quad (24)$$

where  $f : \mathbb{R} \rightarrow \mathbb{R}$  is a  $C^\infty$ -class function. Substituting this into the original differential equation

$$\frac{dX(t)}{dt} + atX(t) = bX(t - \tau), \quad (25)$$

we find that  $f$  satisfies the following:

$$f'(e^{a\tau t}) = \frac{b}{a\tau} e^{-\frac{1}{2}a\tau^2} f(e^{a\tau(t-\tau)}) \quad (26)$$

Letting  $\alpha = e^{-a\tau^2}$  and  $\beta = \frac{b}{a\tau} e^{-\frac{1}{2}a\tau^2}$ ,  $f$  generally satisfies the following differential equation for  $x \in \mathbb{R}$ :

$$f'(x) = \beta f(\alpha x) \quad (27)$$

### 4.2 Derivation of the Taylor Series Expansion and Its Convergence

While  $f(x)$  cannot be expressed using elementary functions, we can determine  $f^{(n)}(0)$  using it:

$$\begin{aligned} f'(x) &= \beta f(\alpha x), & f'(0) &= \beta f(0) \\ f''(x) &= \alpha\beta f'(\alpha x) = \alpha\beta^2 f(\alpha^2 x), & f''(0) &= \alpha\beta^2 f(0) \\ f^{(3)}(x) &= \alpha^2\beta f''(\alpha x) = \alpha^3\beta^3 f(\alpha^3 x), & f^{(3)}(0) &= \alpha^3\beta^3 f(0) \\ f^{(4)}(x) &= \alpha^3\beta f^{(3)}(\alpha x) = \alpha^6\beta^4 f(\alpha^4 x), & f^{(4)}(0) &= \alpha^6\beta^4 f(0) \\ &\dots & & \\ &\dots & & \\ f^{(n)}(x) &= \alpha^{\frac{n(n-1)}{2}} \beta^n f(\alpha^n x), & f^{(n)}(0) &= \alpha^{\frac{n(n-1)}{2}} \beta^n f(0) \end{aligned} \quad (28)$$

Thus, setting  $\mathcal{C} = f(0)$ , substituting values for  $\alpha$  and  $\beta$ , and rearranging,  $f(x)$  can be expanded at  $x = 0$  as follows:

$$f(x) = \mathcal{C} \sum_{n=0}^{\infty} \frac{1}{n!} \left( \frac{b}{a\tau} \right)^n \left( e^{-\frac{1}{2}a\tau^2} \right)^{n^2} x^n \quad (29)$$

The convergence of this series is demonstrated by the Cauchy-Hadamard theorem. Letting  $\gamma_n$  represent the coefficients of this series and  $r$  its radius of convergence:

$$r = \frac{1}{\lim_{n \rightarrow \infty} \sqrt[n]{|\gamma_n|}} = \frac{1}{\lim_{n \rightarrow \infty} \sqrt[n]{\frac{1}{n!} \left| \frac{b}{a\tau} \right| \left( e^{-\frac{1}{2}a\tau^2} \right)^n}} = \begin{cases} 0 & \text{if } a \leq 0 \text{ or } |b| = \infty \text{ or } \tau = 0 \\ \infty & \text{if } a > 0 \text{ and } |b| < \infty \text{ and } \tau \neq 0 \end{cases} \quad (30)$$

Therefore, this series diverges for any  $x \in \mathbb{R}$  when  $a \leq 0$ ,  $|b| = \infty$ , or  $\tau = 0$ , and converges for any  $x \in \mathbb{R}$  when  $a > 0$ ,  $|b| < \infty$ , and  $\tau \neq 0$ . Thus,  $f$  is defined only for this range of parameters and delay. Since  $b$  is a general real parameter, the condition on  $|b|$  can be omitted.

### 4.3 Series Solution and Its Dynamics

From the above, when  $a > 0$  and  $\tau > 0$ , the series solution  $X(t)$  to the DDE (1) is given by

$$X(t) = e^{-\frac{1}{2}at^2} f(e^{a\tau t}) = C e^{-\frac{1}{2}at^2} \sum_{n=0}^{\infty} \frac{1}{n!} \left(\frac{b}{a\tau}\right)^n \left(e^{-\frac{1}{2}a\tau^2}\right)^{n^2} (e^{a\tau t})^n \quad (31)$$

where  $C$  is an arbitrary constant such that  $f(0) = \lim_{t \rightarrow -\infty} f(e^{a\tau t}) = C$ . Further rearranging gives

$$X(t) = C \sum_{n=0}^{\infty} \frac{1}{n!} \left(\frac{b}{a\tau}\right)^n e^{-\frac{1}{2}a(t-n\tau)^2} \quad (32)$$

This represents a superposition of Gaussians centered at  $t = n\tau$  with height  $\frac{C}{n!} \left(\frac{b}{a\tau}\right)^n$ . Some representative example plots are shown in Figures 2 and 3. These agree with the dynamical trajectories obtained through direct numerical integration of Equation (1), using appropriate numerical initial functions as described in [22].

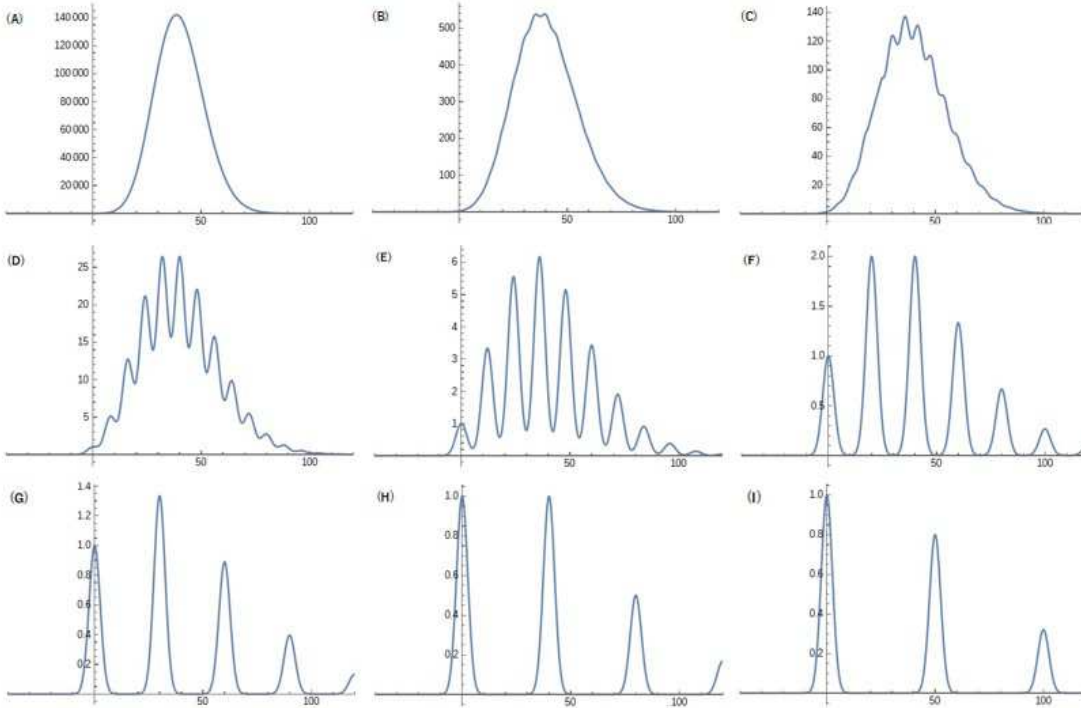


Figure 2: Graph of  $t - X(t)$  for the series solution (32) with  $a > 0$  and  $\tau > 0$ , with varying delay  $\tau$ . We set  $C = 1$  and parameters are  $a = 0.15$ ,  $b = 6$  with  $\tau$  set to (A) 3, (B) 5, (C) 6, (D) 8, (E) 12, (F) 20, (G) 30, (H) 40, and (I) 50. The series sums to  $n = 500$ .

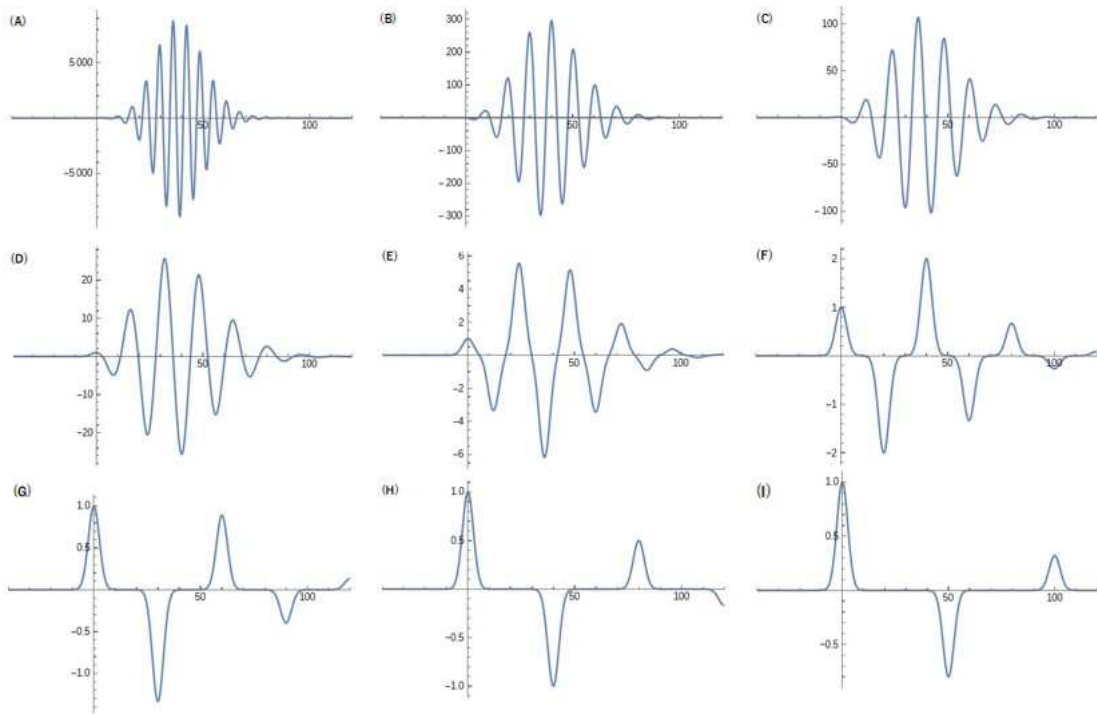


Figure 3: Graph of  $t - X(t)$  for the series solution (32) with  $a > 0$  and  $\tau > 0$ , with varying delay  $\tau$ . We set  $\mathcal{C} = 1$  and parameters are  $a = 0.15$ ,  $b = -6$  with  $\tau$  set to (A) 3, (B) 5, (C) 6, (D) 8, (E) 12, (F) 20, (G) 30, (H) 40, and (I) 50. The series sums to  $n = 500$ .



#### 4.4 Extension to Negative Delay

This solution is defined for  $a > 0$  and  $\tau \neq 0$ , meaning it can be extended to both  $\tau > 0$  and  $\tau < 0$ .  $\mathcal{C}$  is an arbitrary constant.

$$X(t) = \mathcal{C} \sum_{n=0}^{\infty} \frac{1}{n!} \left( \frac{b}{a\tau} \right)^n e^{-\frac{1}{2}a(t-n\tau)^2}, \quad f(0) = \begin{cases} \lim_{t \rightarrow -\infty} f(e^{a\tau t}) & \text{if } \tau > 0 \\ \lim_{t \rightarrow \infty} f(e^{a\tau t}) & \text{if } \tau < 0 \end{cases} = \mathcal{C} \quad (33)$$

The difference between positive and negative  $\tau$  lies in the meaning of the arbitrary constant  $\mathcal{C}$ . For  $\tau > 0$ , setting  $\mathcal{C}$  defines the "past" of  $f(e^{a\tau t})$ ; for  $\tau < 0$ , it defines the "future". Thus,  $\tau > 0$  implies a "delay," while  $\tau < 0$  implies an "advance."

Considering the relationship between the dynamics for  $\tau > 0$  and  $\tau < 0$ , we set  $t = -t$ ,  $b = -b$ , and  $\tau = -\tau$  in the original solution to obtain

$$X(t) = \mathcal{C} \sum_{n=0}^{\infty} \frac{1}{n!} \left( \frac{b}{a\tau} \right)^n e^{-\frac{1}{2}a(-t+n\tau)^2} \quad (34)$$

which is identical to the original solution. Therefore, if  $X(t)$  is considered a function of  $t$ ,  $b$ , and  $\tau$  (denoted  $X(t, b, \tau)$ ), then  $X(t, b, \tau) = X(-t, -b, -\tau)$ , representing symmetry along the  $X$ -axis. Some examples are shown in Figure 4.

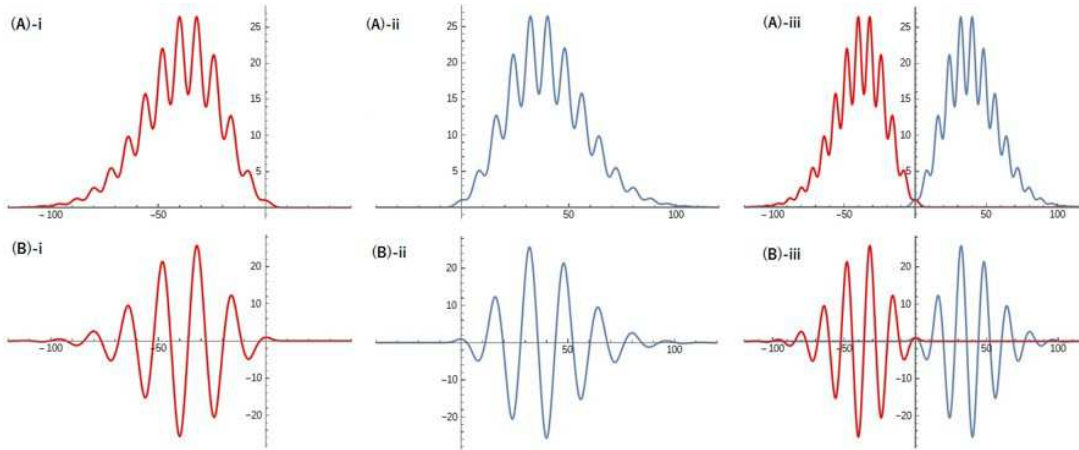


Figure 4: For parameter values (A)  $a = 0.15, b = -6$  and (B)  $a = 0.15, b = 6$  with  $\mathcal{C} = 1$  and delay  $\tau = -8$  in both cases. i:  $X(t, b, \tau)$ , ii:  $X(t, -b, -\tau)$ , iii: a comparison of both, showing symmetry.

## 4.5 Solutions for Special Parameter Cases

The solution of the DDE (1) in the case of  $a > 0$  and  $\tau \neq 0$ , for special parameter values, is derived as follows.

(i)  $a \rightarrow 0$ :

$$\lim_{a \rightarrow 0} X(t) = \lim_{a \rightarrow 0} \mathcal{C} e^{-\frac{1}{2}at^2} \sum_{n=0}^{\infty} \frac{1}{n!} \left( \frac{b}{a\tau} \right)^n (e^{a\tau t})^n = \lim_{a \rightarrow 0} \mathcal{C} e^{-\frac{1}{2}at^2} \exp \left[ \frac{b}{a\tau} e^{a\tau t} \right] = \lim_{a \rightarrow 0} \mathcal{C} e^{\frac{b}{a\tau} + bt} \quad (35)$$

Substituting an arbitrary constant yields

$$\lim_{a \rightarrow 0} X(t) = \mathcal{C} e^{bt} \quad (36)$$

(ii)  $a \rightarrow \infty$ :

$$\lim_{a \rightarrow \infty} X(t) = 0 \quad (37)$$

(iii)  $b = 0$ :

In this case, only the  $n = 0$  term remains:

$$X(t) = \mathcal{C} e^{-\frac{1}{2}at^2} \quad (38)$$

(iv)  $|b| \rightarrow \infty$ :

The function remains in the same form.

$$\lim_{|b| \rightarrow \infty} X(t) = \lim_{|b| \rightarrow \infty} \mathcal{C} \sum_{n=0}^{\infty} \frac{1}{n!} \left( \frac{b}{a\tau} \right)^n e^{-\frac{1}{2}a(t-n\tau)^2} \quad (39)$$

(v)  $|\tau| \rightarrow 0$ :

$$\lim_{|\tau| \rightarrow 0} X(t) = \lim_{|\tau| \rightarrow 0} \mathcal{C} e^{-\frac{1}{2}at^2} \sum_{n=0}^{\infty} \frac{1}{n!} \left( \frac{b}{a\tau} \right)^n (e^{a\tau t})^n = \lim_{|\tau| \rightarrow 0} \mathcal{C} e^{-\frac{1}{2}at^2} \exp \left[ \frac{b}{a\tau} e^{a\tau t} \right] = \lim_{|\tau| \rightarrow 0} \mathcal{C} e^{\frac{b}{a\tau} - \frac{1}{2}at^2 + bt} \quad (40)$$

Substituting an arbitrary constant gives

$$\lim_{|\tau| \rightarrow 0} X(t) = \mathcal{C} e^{-\frac{1}{2}at^2 + bt} \quad (41)$$

(vi)  $|\tau| \rightarrow \infty$ :

Similar to the case  $b = 0$ , only the  $n = 0$  term remains:

$$\lim_{|\tau| \rightarrow \infty} X(t) = \mathcal{C} e^{-\frac{1}{2}at^2} \quad (42)$$

## 4.6 Approximation of the Maximum Dynamics and Envelope

Let  $X_n(t)$  be the Gaussian for each  $n$  in the series of (32), defined as

$$X_n(t) = \frac{\mathcal{C}}{n!} \left( \frac{b}{a\tau} \right)^n e^{-\frac{1}{2}a(t-n\tau)^2} \quad (43)$$

Thus,  $X(t)$  can be written as

$$X(t) = \sum_{n=0}^{\infty} X_n(t) \quad (44)$$

In the following, we compare  $X(t)$  with the curve  $G(t)$ , which encloses the independent arrangement of  $X_n(t)$  (excluding the  $t$ -axis). As shown in Figures 5 and 6, by increasing  $|\tau|$  while keeping  $a$  and  $b$  fixed,  $G(t)$  approaches  $X(t)$  since larger  $|\tau|$  reduces the mutual influence among each Gaussian  $X_n(t)$  in  $X(t)$ .

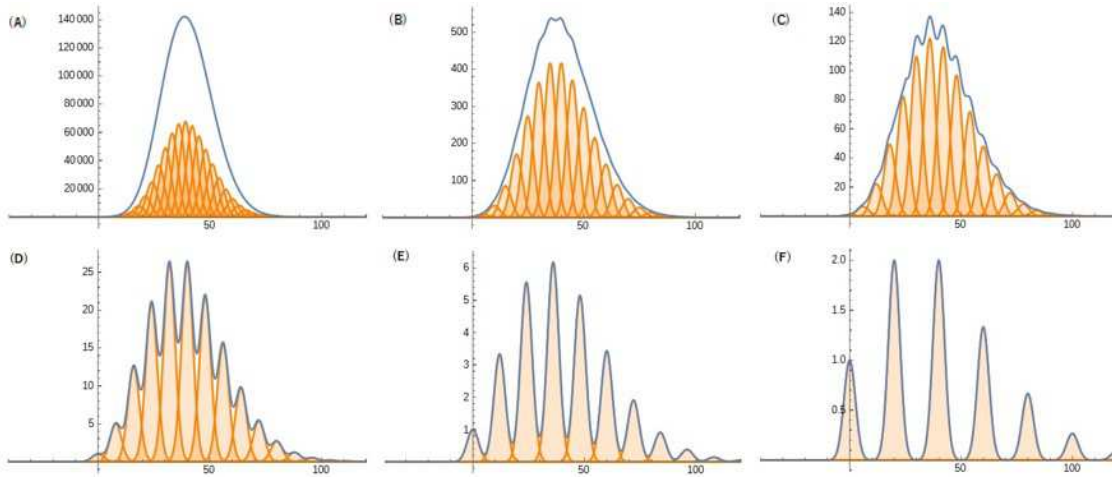


Figure 5: Dynamics of  $X(t)$  (blue) and  $G(t)$  (orange).  $G(t)$  is defined as the curve surrounding the figure. We set  $\mathcal{C} = 1$  and the parameters are  $a = 0.15, b = 6.0$ .  $\tau$  takes the values (A) 3, (B) 5, (C) 6, (D) 8, (E) 12, (F) 20.

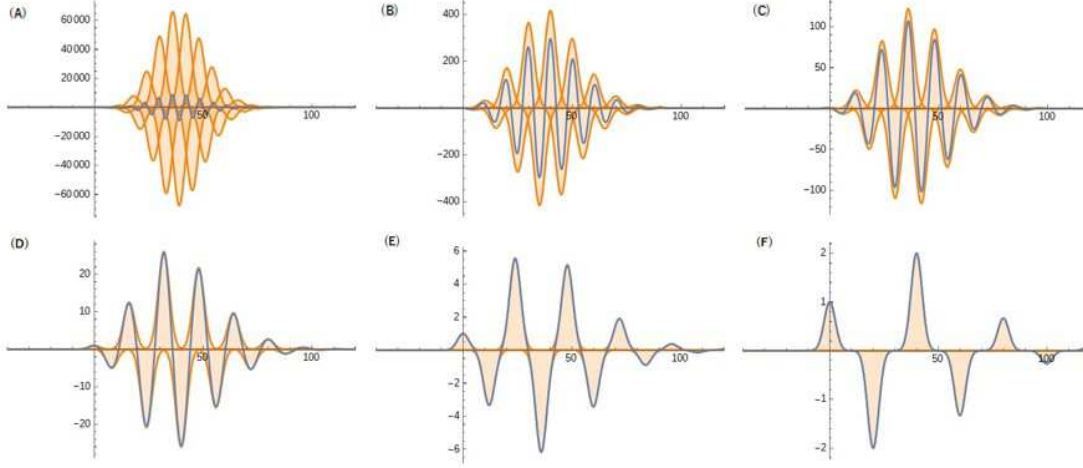


Figure 6: Dynamics of  $X(t)$  (blue) and  $G(t)$  (orange).  $G(t)$  is defined as the curve surrounding the figure. We set  $\mathcal{C} = 1$  and the parameters are  $a = 0.15, b = -6$ .  $\tau$  takes the values (A) 3, (B) 5, (C) 6, (D) 8, (E) 12, (F) 20.

The absolute value of each  $X_n(t)$  reaches its maximum value at  $t = n\tau$ , given by  $\frac{|\mathcal{C}|}{n!} \left| \frac{b}{a\tau} \right|^n$ , so the maximum value of  $|G(t)|$  is given by:

$$\max_{t \in \mathbb{R}}(|G(t)|) = \max\{|X_n(n\tau)|\}_{n=0,1,2,\dots} = \max\left\{\frac{|\mathcal{C}|}{n!} \left| \frac{b}{a\tau} \right|^n\right\}_{n=0,1,2,\dots} \quad (45)$$

Furthermore, if  $n = n^*$  gives the maximum value  $\frac{|\mathcal{C}|}{n!} \left| \frac{b}{a\tau} \right|^n$ , then:

$$\max_{t \in \mathbb{R}}(|G(t)|) = |G(n^*\tau)| = |X_{n^*}(n^*\tau)| = \frac{|\mathcal{C}|}{n^*!} \left| \frac{b}{a\tau} \right|^{n^*} \quad (46)$$

Since  $X(t)$  is a superposition of Gaussians with different centers, it can be assumed that the maximum value of  $|X(t)|$  occurs near  $t = n^*\tau$ , where  $|G(t)|$  is also maximized:

$$\max_{t \in \mathbb{R}}(|X(t)|) \approx |X(n^*\tau)| \quad (47)$$

When  $\tau$  is sufficiently large, the maximum value of  $|X(t)|$  can be approximated by  $|G(n^*\tau)|$ :

$$\max_{t \in \mathbb{R}}(|X(t)|) \approx \max_{t \in \mathbb{R}}(|G(t)|) = \frac{|\mathcal{C}|}{n^*!} \left| \frac{b}{a\tau} \right|^{n^*} \quad (48)$$

Regarding  $n^*$ , when  $\left| \frac{b}{a\tau} \right| < 1$ , there is only one solution at  $n^* = 0$ . When  $\left| \frac{b}{a\tau} \right| \geq 1$ ,  $n^* \geq 1$  always exists. If two values of  $n^*$  exist, or if there exists an  $|X_n(n)|$  very close to  $|X_{n^*}(n^*\tau)|$ , this method might make it difficult to estimate the time  $t$  that gives the maximum value of  $|X(t)|$ .

$X_n(n\tau) = \frac{\mathcal{C}}{n!} \left(\frac{b}{a\tau}\right)^n$  is discrete with respect to  $n$ . Extending it to a continuous function by letting  $n = t/\tau$  and defining it as  $E(t)$ , then  $E(n\tau) = X_n(n\tau)$  forms the desired curve.  $E(t)$  is given by the following expression. (The case where  $b/\tau = 0$  is excluded, as  $X(t) = \mathcal{C}e^{-\frac{1}{2}at^2}$  results in a single point  $X_0(0) = \mathcal{C}$ ):

$$E(t) = \begin{cases} \frac{\mathcal{C}}{\Gamma(\frac{t}{\tau}+1)} \left(\frac{b}{a\tau}\right)^{\frac{t}{\tau}} & \text{if } b/\tau > 0 \\ \pm \frac{\mathcal{C}}{\Gamma(\frac{t}{\tau}+1)} \left(-\frac{b}{a\tau}\right)^{\frac{t}{\tau}} & \text{if } b/\tau < 0 \end{cases} \quad (49)$$

This behaves as an envelope for the waveform in the dynamics of  $G(t)$ . Therefore, when  $\tau$  is sufficiently large,  $E(t)$  can approximate the waveform envelope of  $X(t)$ . The limit of  $E(t)$  as  $b/\tau$  approaches zero is given by:

$$\lim_{b/\tau \rightarrow +0} E(t) = \begin{cases} \mathcal{C} & \text{if } t = 0 \\ 0 & \text{if } t \neq 0 \end{cases} \quad (50)$$

$$\lim_{b/\tau \rightarrow -0} E(t) = \begin{cases} \pm \mathcal{C} & \text{if } t = 0 \\ 0 & \text{if } t \neq 0 \end{cases}$$

Some examples are shown in Figure 7 and 8.

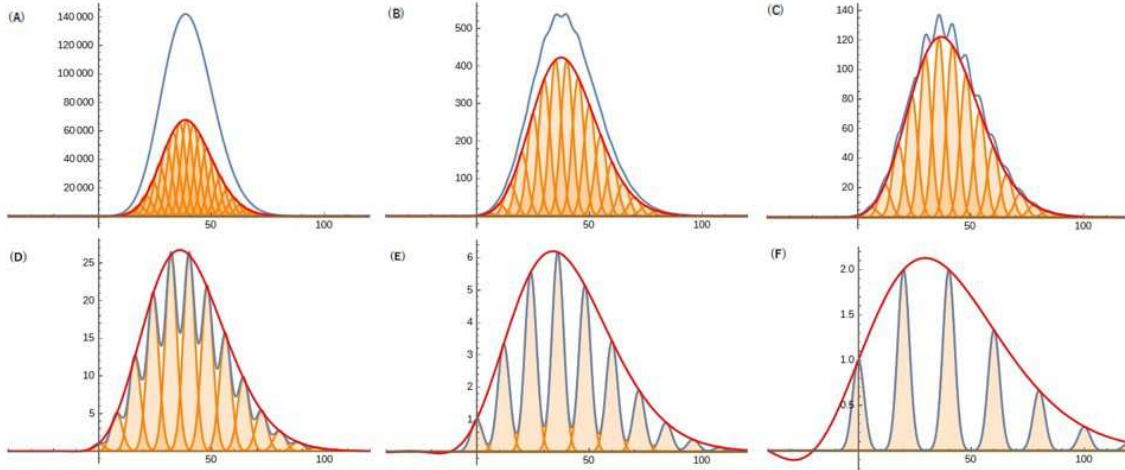


Figure 7: Dynamics of  $X(t)$  (blue),  $G(t)$  (orange), and  $E(t)$  (red). We set  $\mathcal{C} = 1$ . The parameters are  $a = 0.15, b = 6.0$ , and  $\tau$  takes the values (A) 3, (B) 5, (C) 6, (D) 8, (E) 12, (F) 20.

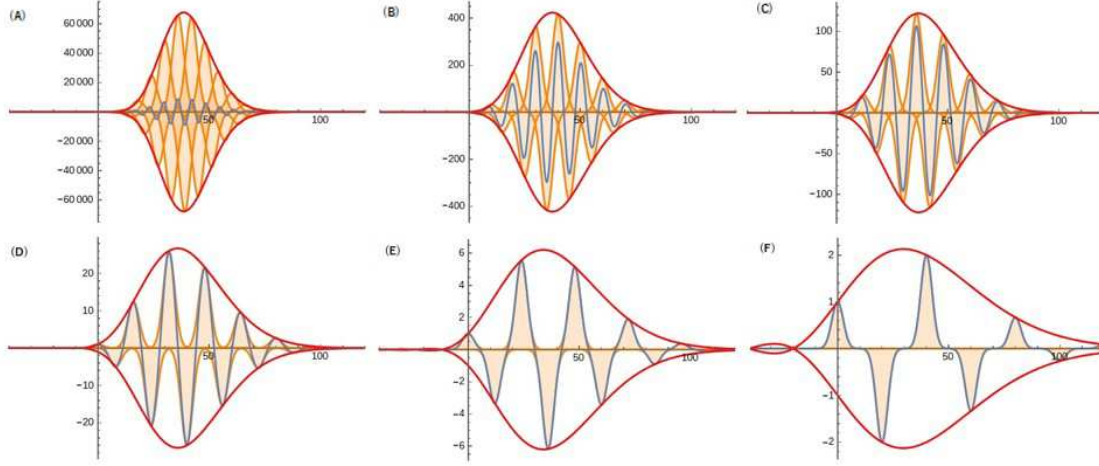


Figure 8: Dynamics of  $X(t)$  (blue),  $G(t)$  (orange), and  $E(t)$  (red). We set  $\mathcal{C} = 1$ . The parameters are  $a = 0.15, b = -6$ , and  $\tau$  takes the values (A) 3, (B) 5, (C) 6, (D) 8, (E) 12, (F) 20.

## 5 Summary of General Solutions and Discussion

To summarize, the solutions of the differential equation

$$\frac{dX(t)}{dt} + atX(t) = bX(t - \tau), \quad t \in \mathbb{R}, \quad a, b, \tau \in \mathbb{R} \quad (51)$$

can be categorized as follows:

(i) For  $a = 0$ :

$$X(t) = \sum_{k=-\infty}^{\infty} C_k e^{\lambda_k t}, \quad \lambda_k = \frac{1}{\tau} W_k(b\tau) \quad (52)$$

where  $C_k$  satisfies  $\text{Im}(X(t)) = 0$ .

(ii) For  $\tau = 0$ :

$$X(t) = C e^{-\frac{1}{2}at^2 + bt} \quad (53)$$

(iii) For  $a > 0$  and  $\tau \neq 0$ :

$$X(t) = C \sum_{n=0}^{\infty} \frac{1}{n!} \left( \frac{b}{a\tau} \right)^n e^{-\frac{1}{2}a(t-n\tau)^2} \quad (54)$$

(iv) For  $a < 0$  and  $\tau \neq 0$ : Currently unknown. However, as  $|t| \rightarrow \infty$ , it diverges similarly to  $e^{-\frac{1}{2}at^2}$ .

Some discussion points are in order:

1. Our constructed solution is valid over the entire real-time axis, as mentioned. Given the uniqueness of the solution for first-order equations and the general unique correspondence of Fourier transform pairs, we believe that this solution is unique up to a scaling factor. However, a rigorous mathematical proof of this claim is still required.

In the typical formulation of DDEs, the initial function is specified for  $t \in [-\tau, 0]$ , and the solution is then sought for  $t > 0$ . When the initial function over  $t \in [-\tau, 0]$  does not deviate significantly from the constructed solution, our result can serve as an approximation for such initial-value problems (see [22] for details).

Overall, we hope that our exact solution for a non-autonomous DDE provides further insights into the nontrivial behaviors induced by delays.

### Acknowledgments

The author would like to thank Prof. Hideki Ohira and the members of his research group at Nagoya University for their valuable discussions. He also extends his gratitude to Prof. Prof. Yukihiko Nakata of Aoyama Gakuin University, Junya Nishiguchi of Tohoku University and Toru Ohira of Nagoya University for their constructive comments. This work was supported by the "Yocho-gaku" Project sponsored by Toyota Motor Corporation, the JSPS Topic-Setting Program to Advance Cutting-Edge Humanities and Social Sciences Research (Grant Number JPJS00122674991), JSPS KAKENHI (Grant Number 19H01201), and the Research Institute for Mathematical Sciences, an International Joint Usage/Research Center at Kyoto University.

### References

- [1] U. an der Heiden. Delays in physiological systems. *J. Math. Biol.*, 8:345–364, 1979.
- [2] R. Bellman and K. Cooke. *Differential–Difference Equations*. Academic Press, New York, 1963.
- [3] J. L. Cabrera and J. G. Milton. On–off intermittency in a human balancing task. *Phys. Rev. Lett.*, 89:158702, 2002.
- [4] N. D. Hayes. Roots of the transcendental equation associated with a certain difference–differential equation. *J. Lond. Math. Soc.*, 25:226–232, 1950.
- [5] T. Insperger. Act-and-wait concept for continuous-time control systems with feedback delay. *IEEE Trans. Control Sys. Technol.*, 14:974–977, 2007.
- [6] U. K uchler and B. Mensch. Langevin’s stochastic differential equation extended by a time-delayed term. *Stoch. Stoch. Rep.*, 40:23–42, 1992.
- [7] A. Longtin and J. G. Milton. Insight into the transfer function, gain and oscillation onset for the pupil light reflex using delay-differential equations. *Biol. Cybern.*, 61:51–58, 1989.
- [8] M. C. Mackey and L. Glass. Oscillation and chaos in physiological control systems. *Science*, 197:287–289, 1977.
- [9] J. Mitlon, J. L. Cabrera, T. Ohira, S. Tajima, Y. Tonosaki, C. W. Eurich, and S. A. Campbell. The time–delayed inverted pendulum: Implications for human balance control. *Chaos*, 19:026110, 2009.

- [10] T. Ohira and T. Yamane. Delayed stochastic systems. *Phys. Rev. E*, 61:1247–1257, 2000.
- [11] H. Smith. *An introduction to delay differential equations with applications to the life sciences*. Springer, New York, 2010.
- [12] G. Stépán. *Retarded dynamical systems: Stability and characteristic functions*. Wiley & Sons, New York, 1989.
- [13] G. Stépán and T. Insperger. Stability of time-periodic and delayed systems: a route to act-and-wait control. *Ann. Rev. Control*, 30:159–168, 2006.
- [14] M. Szydlowski and A. Krawiec. The Kaldor–Kalecki model of business cycle as a two-dimensional dynamical system. *J. Nonlinear Math. Phys.*, 8: 266–271, 2010.
- [15] S. R. Taylor and S. A. Campbell. Approximating chaotic saddles for delay differential equations. *Phys. Rev. E*, 75: 046215, 2007.
- [16] S. N. Busenberg and K. L. Cooke, “Stability conditons for linear non-autonomous delay differential equations,” *Quarterly of Applied Mathematics*, 10, 295–396, (1984).
- [17] L. LI. Ming, “Stability for linear non autonomous delay differential equations,” *Math. Comput. Modelling*, 10, 67–74, (1990).
- [18] N. J. Ford, S. M. Verduyn Lunel, “Characterising small solutions in delay differential equations through numerical approximations,” *Applied Mathematics and Computation*, 131, 253–270, (2002).
- [19] I. Gy’ori and L. Horváth, “Sharp estimation for the solution of delay differential and hallway type inequalities,” *Discrete and Continuous dynamical systems*, 37, 3211-3242, (2017).
- [20] K. Ohira, “Resonating Delay Equation,” *EPL*, 137, 23001 (2022).
- [21] K. Ohira and T. Ohira, “Delayed Dynamics with Transient Resonating Oscillations,” *J. Phys. Soc. Japan*, 92, 064002 (2023).
- [22] K. Ohira and T. Ohira, “Solving a Delay Differential Equation through Fourier Transform,” arXiv:2401.02027 (2024).
- [23] H. Shinozaki and T. Mori. Robust stability analysis of linear time delay system by Lambert W function. *Automatica*, 42: 1791–1799, 2006.
- [24] R. Pusenjak. Application of Lambert function in the control of production systems with delay. *Int. J. Eng. Sci.*, 6:28?–38, 2017.