
FEW-SHOT MODEL EXTRACTION ATTACKS AGAINST SEQUENTIAL RECOMMENDER SYSTEMS

Hui Zhang

Huazhong University of Science and Technology

Fu Liu

Huazhong University of Science and Technology

ABSTRACT

Among adversarial attacks against sequential recommender systems, model extraction attacks represent a method to attack sequential recommendation models without prior knowledge. Existing research has primarily concentrated on the adversary’s execution of black-box attacks through data-free model extraction. However, a significant gap remains in the literature concerning the development of surrogate models by adversaries with access to few-shot raw data (10% even less). That is, the challenge of how to construct a surrogate model with high functional similarity within the context of few-shot data scenarios remains an issue that requires resolution. This study addresses this gap by introducing a novel few-shot model extraction framework against sequential recommenders, which is designed to construct a superior surrogate model with the utilization of few-shot data. The proposed few-shot model extraction framework is comprised of two components: an autoregressive augmentation generation strategy and a bidirectional repair loss-facilitated model distillation procedure. Specifically, to generate synthetic data that closely approximate the distribution of raw data, autoregressive augmentation generation strategy integrates a probabilistic interaction sampler to extract inherent dependencies and a synthesis determinant signal module to characterize user behavioral patterns. Subsequently, bidirectional repair loss, which target the discrepancies between the recommendation lists, is designed as auxiliary loss to rectify erroneous predictions from surrogate models, transferring knowledge from the victim model to the surrogate model effectively. Experiments on three datasets show that the proposed few-shot model extraction framework yields superior surrogate models.

Keywords Sequential Recommenders · Model Extraction Attacks

1 Introduction

Sequential recommender systems are widely utilized across various domains, including social platform [Quan et al.(2023), Hu et al.(2023), Prakash et al.(2023), Liu et al.(2023), Tao et al.(2022)], e-commerce [Zhang et al.(2023), Mondal et al.(2022)], healthcare [Sivaraman et al.(2023)], and finance [Iliadis and Magri(2022)]. Sequential recommendation models are particularly adept at capturing user behavior patterns and temporal dependencies to provide personalized recommendations. The increasing attention given to sequential recommendation systems has led to a surge in adversarial attack research. Adversaries exploit vulnerabilities in sequential recommenders to manipulate recommendations, deceive users, or gain unauthorized access to sensitive information through adversarial attacks such as membership inference, data poisoning, profile pollution, etc. Zhu et al. [Zhu et al.(2023)] propose a membership inference attack framework tailored for sequential recommendation models, which involves the construction of surrogate and shadow models to ascertain whether a user’s historical data has been employed in the model training process. Wang et al. [Wang et al.(2023)] proves the feasibility of poisoning attacks on sequential recommenders, by injecting only a tiny amount of fake users to get the target item recommended to real users more than thousands of times as before. Xing et al. [Xing et al.(2013)] uses a cross-site request forgery technique to inject ‘fake’ user views into target user logs in real-world websites.

The majority of adversarial attacks against sequential recommenders are predicated on the assumption that adversaries possess a prior knowledge of the model or datasets, which is often unrealistic. This is because the specific prior knowledge required is typically safeguarded by recommendation service providers. In contrast, model extraction attacks [Tramèr et al.(2016), Orekondy et al.(2019), Jagielski et al.(2020), Yue et al.(2021)], which do not necessitate such prior knowledge, can construct a surrogate model that mimics the victim model’s functionality, either wholly or in part, through a series of queries. Yue et al. [Yue et al.(2021)] offers a data-free model extraction framework against sequential recommenders, which enables the construction of a surrogate model that exhibits a certain degree of functional similarity to the victim model, subsequently transfers profile pollution attacks or data poisoning attacks from surrogate model to the victim model.

However, the influence of few-shot raw data on model extraction attacks against sequential recommenders has not been thoroughly explored. To investigate the influence of few-shot raw data on the efficacy of overall model extraction, which focus on the development of surrogate models, few-shot model extraction framework against sequential recommenders is proposed to construct superior surrogate models within the scenario that an adversary has access to few-shot raw data as depicted in Fig. 1. Specially, the few-shot model extraction framework encompasses two components: an

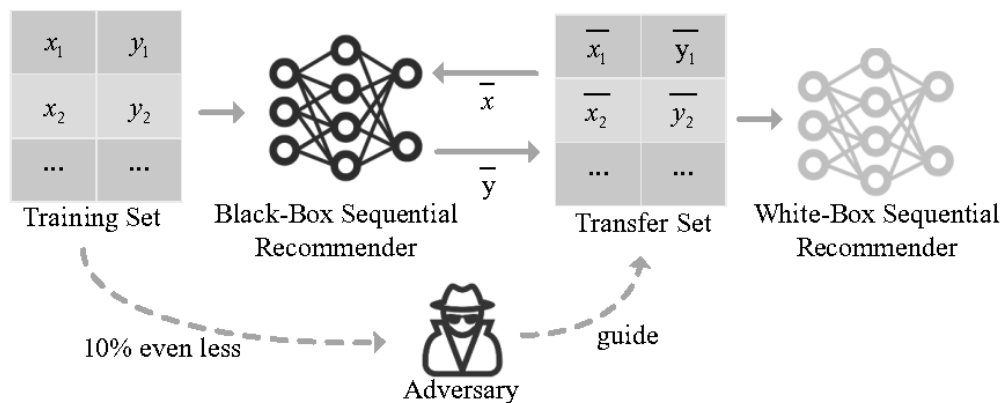


Figure 1: Adversary with access to few-shot raw data who launches a model extraction

autoregressive augmentation generation strategy and a bidirectional repair loss-facilitated model distillation procedure. To generate synthetic data that approximates the distribution of raw data with the utilization of raw data as supervisory information, the autoregressive augmentation generation strategy operates by employing an attention-based probabilistic interaction sampler to mine sequence-dependent information from few-shot raw data and a synthesis determinant signal module to discern user behavioral patterns, thereby guiding the generation of synthetic data. Subsequently, the bidirectional repair loss-facilitated model distillation procedure is designed to transfer knowledge from victim model to surrogate model effectively. Pair-wise rank loss serves as the principal loss function in model distillation, ensuring the preservation of item order information within black-box recommendation lists. Additionally, bidirectional repair loss, which targets discrepancies between recommendation lists, is strategically employed as an auxiliary loss function to rectify erroneous predictions made by the surrogate model. Few-shot model extraction is evaluated on three public datasets. Experimental results indicate that adversaries can construct superior surrogate model which has high functional similarity to victim model with 10% even less raw data. Overall, our contributions are summarized as follows:

- Autoregressive augmentation generation strategy, which integrates a probabilistic interaction sampler with a synthesis determinant signal module, is proposed to generate synthetic data that approximate the distribution of raw data.
- Bidirectional repair loss, which target discrepancies within recommendation lists, is introduced as auxiliary loss to pair-wise loss, improving the efficacy of the model distillation.
- Experiments on three datasets validate the effectiveness of the overall few-shot model extraction framework.

2 related work

2.1 Sequential Recommendation

Sequential recommender systems utilize sequential data to predict users’ next action [Zhu et al.(2023), Sun et al.(2019), Li et al.(2017), Kang and McAuley(2018)]. Traditional approaches to sequential recommendation are grounded in Markov Decision Processes (MDP) [Rendle et al.(2010)]. In addition to MDP-based methods, an alternative line of research employs Recurrent Neural Networks (RNNs) to model user behavior sequences [Li et al.(2017)]. NARM [Li et al.(2017)] forecasts user actions by synthesizing the influence of items with varying levels of significance at the individual item level. Beyond that, transformer block is also commonly used in sequential recommenders [Sun et al.(2019), Kang and McAuley(2018)]. SASRec [Kang and McAuley(2018)] features an embedding layer for both items and sequence positions, along with a series of one-directional transformer layers to model users’ dynamic preference.

2.2 Surrogate-based Attacks on Recommenders

Surrogate-based attacks [Nguyen et al.(2023), Zhang et al.(2021), Yue et al.(2021), Zhu et al.(2023)] on recommender systems are increasingly recognized for their versatility and practicality, as they require less or even no prior knowledge. A surrogate model is trained on the queries and outputs of the target model [Zhang et al.(2024)]. Once the surrogate model is constructed, a spectrum of adversarial attacks proven effective against the surrogate models can be transferred to the victim models. Thanh et al. [Nguyen et al.(2023)] proposed GSPAttack, which is tailored to train a surrogate recommendation model and to generate synthetic users and interactions, while maintaining the correlation between users and items to ensure recommendation accuracy. Zhu et al. [Zhu et al.(2023)] proposed ME-MIA, they train a surrogate model to duplicate recommendations of a target model and then uses a shadow model to prepare for membership attacks and introduces a feature generator for user identification. Yue et al. [Yue et al.(2021)] proposed a data-free model extraction attack on recommender systems. By querying the target model, they acquire top-k ranking lists to train a surrogate model, which is then constrained to replicate similar top-k rankings.

2.3 Model Distillation

Model distillation is harnessed to convey knowledge from the teacher network to the student network, thereby enabling the student network to emulate the performance of the teacher network [Hinton et al.(2015), Lin et al.(2021)]. Model distillation techniques have been extensively applied within the domain of recommender systems [Tang and Wang(2018), Lee et al.(2019), Kang et al.(2020), Lee and Kim(2021)]. Tang et al. [Tang and Wang(2018)] endeavored to extend the application of distillation techniques to recommendation ranking and introduced a hybrid weighting approach to enhance the distillation process, thereby providing more effective guidance for student model learning. Lee et al. [Lee et al.(2019)] have leveraged the logits information from the teacher model, applicable to both positive and negative samples, and introduced the student-guide method to augment the efficacy of the distillation process. Kang et al. [Kang et al.(2020)] presented DE-RRD, which facilitates the student model’s learning from the latent knowledge embedded within the teacher model, in addition to the teacher’s predictive insights. Lee et al. [Lee and Kim(2021)] presented Dual Correction strategy, which uses the discrepancy between the teacher model and the student model predictions to decide which knowledge to be distilled.

3 PRELIMINARIES

3.1 Problem Definition

The set of users and items are denoted by \mathcal{U} and \mathcal{V} , where $m = |\mathcal{U}|$ and $n = |\mathcal{V}|$ represent the sizes of the user set and the item set, respectively. The black-box victim recommendation model and the white-box surrogate model are denoted as \mathcal{F}_b and \mathcal{F}_w , respectively. The entity that executes a model extraction attack is referred to as the adversary. Raw data available to the adversary is denoted as R , where $|R| \ll n$ represent the size of raw data. The historical interactions of user i is represented by $r^i = [r_1^i, r_2^i, \dots, r_{|r^i|}^i]$, where r_j^i denotes the j th item that the user interacts with and $|r^i|$ denotes the sizes of interaction data. Let $S \in \mathbb{R}^{\mu * \nu}$ denote the set of synthetic sequence generated by the adversary, where μ denotes the number of times adversary accesses the black-box victim model and ν denotes the length of the synthetic sequence. $s^i = [s_1^i, s_2^i, \dots, s_{|s^i|}^i]$ represents a complete synthetic sequence.

The adversary’s objectives are to: (1) generate valid synthetic sequences by interfacing with the black-box victim model within a predefined query limit, denoted as a ; and (2) utilize these synthetic sequences to distill the knowledge to

construct a surrogate model that achieves comparable performance with victim model. The problem is formulated as follows:

$$\mathcal{F}_b^* = \arg \min_{\mathcal{F}_b} \sum_{i=1}^{\mu} \sum_{j=1}^{\nu} \mathcal{L}_{dis} \left(\mathcal{F}_b \left(s_{[:j]}^i \right), \mathcal{F}_w \left(s_{[:j]}^i \right)_{[:k]} \right) \quad (1)$$

where $s_{[:j]}^i$ denotes the first j interaction of s^i , $\mathcal{F}_w \left(s_{[:j]}^i \right)_{[:k]}$ denotes the top- k list returned by white-box surrogate model in response to synthetic sequence. \mathcal{L}_{dis} denotes a loss designed to quantify the discrepancy between the output predictions of two models.

3.2 Few-shot Model Extraction Setting

In order to better focus on few-shot model extraction attacks against sequential recommender systems, the details of the scenarios considered in this study are shown below:

API access only: the black-box victim recommendation model is accessible solely via an API interface, implying that the adversary can only acquire partial information regarding the black-box model by submitting queries and receiving the top- k recommendation lists generated by the black-box model.

Few-shot setup: the quantity of raw data available to the adversary (10% or less) is insufficient to train a fully converged recommendation model. Noted that methods to obtain few-shot raw data for adversaries is not focus of this work, whether through social engineering, unauthorized access to databases, etc. Raw data is solely utilized as supervisory information to guide synthetic data generation, not participating surrogate model training.

Limited API queries: the adversary is subject to a limitation on API queries, as delineated by a predefined budget that represents the maximum allowable number of inquiries to the black-box recommender system. To avoid an overabundance of API queries, it is imperative for the adversary to generate synthetic data that accurately reflects the distribution of raw data, all within the confines of the budgetary restriction. Upon submission of a synthetic query sequence to the victim black-box model, a recommendation list of a specified length is returned. The overarching goal is to extract white-box models that are functionally equivalent to the black-box model, utilizing the synthetic data as a foundation. The interaction with the black-box recommendation model in response to the submission of one piece of synthetic data is quantified as one query.

4 METHODOLOGY

The few-shot model extraction framework is designed to maximize the utility of available raw data and to effectively distill a white-box surrogate recommender from the proprietary black-box victim recommenders. As Fig. 2 presented, the framework is meticulously constructed with two critical steps: (1) a self-attention-based probabilistic interaction sampler is employed to augment the data autoregressive generation. Specifically, for each user interaction, the synthesis determinant signal is introduced to dynamically select between two modes of data generation: random data generation and probabilistic interaction sampler-assisted autoregressive data generation. In the latter, the sampler leverages the user’s normalized ratings of candidate items to inform the sampling probabilities, thereby enhancing the quality of the synthesized data; (2) a bidirectional repair loss-facilitated model extraction. Utilizing the bpr loss as the primary loss to distill knowledge from black-box victim recommendation models, the extraction employs the bidirectional repair loss as an auxiliary loss to rectify the erroneous predictions of surrogate models, achieved by minimizing the divergence between the black-box recommendation list and its white-box equivalent.

4.1 Autoregressive Data Augmentation

Autoregressive data augmentation is introduced to enhance the quality of synthetic data, addressing the limitations of random data generation and autoregressive data generation. The former is less effective for mining user representations, the latter lacks in novel exploration of user interests, more details of two native strategies are discussed in Section 5.1.3. In autoregressive augmentation strategy, valuable raw data R is divided into two subsets: the interest exploitation set R^1 and the interest exploration set R^2 . Specifically, the interaction data r^i for user i is partitioned into $\lfloor r^i \rfloor$ sub-sequences. A sub-sequence is allocated to R^1 if the subsequent item aligns with the corresponding black-box recommendation list, indicating continuity in the user’s interests. Conversely, if the subsequent item diverges from the recommendation list, the sub-sequence is assigned to R^2 , signifying a shift in the user’s interests. The attention-based probabilistic interaction sampler derived from R^1 and the synthesis determinant signal derived from R are elaborated upon in the following sections.

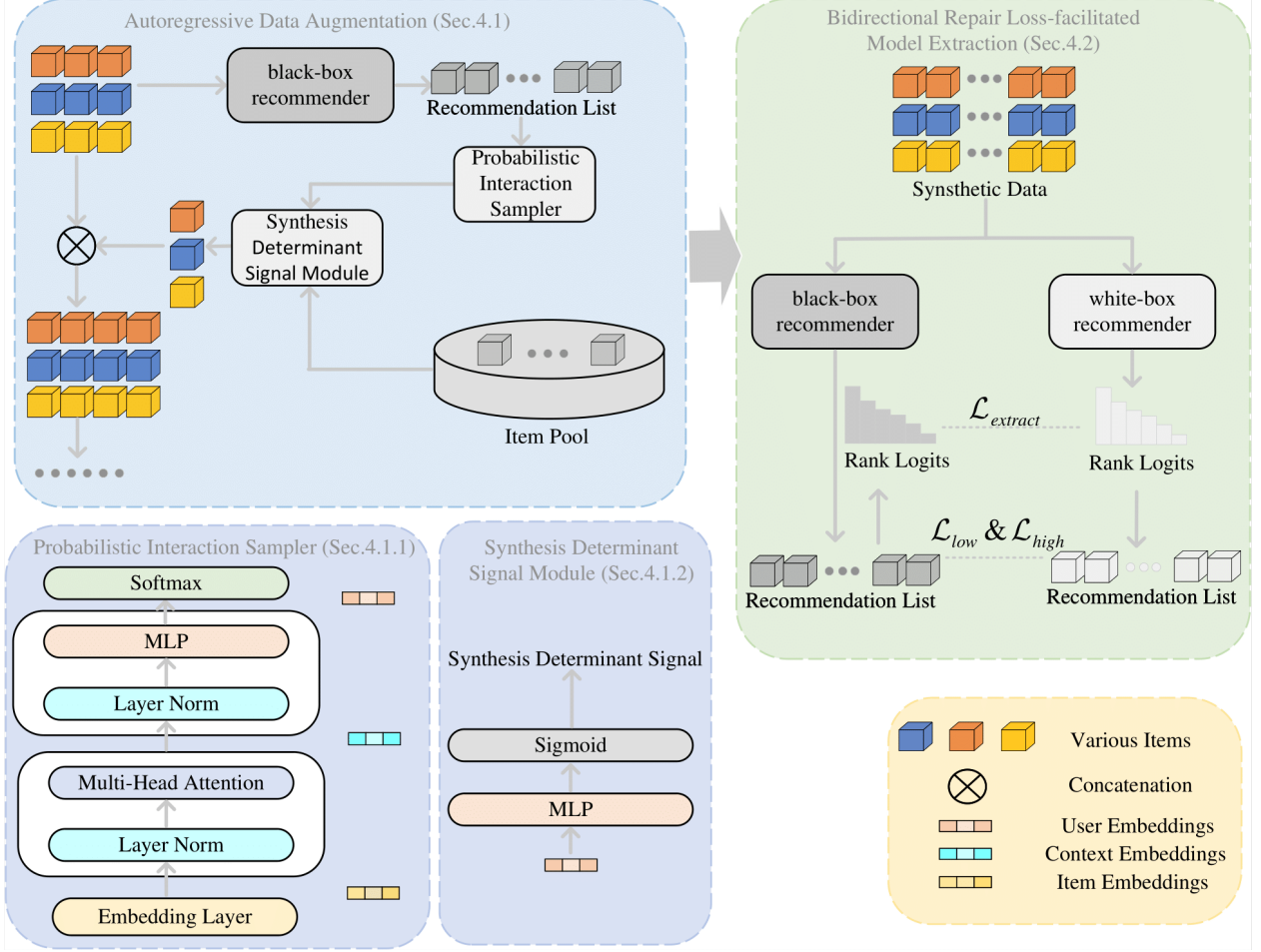


Figure 2: An overview of few-shot model extraction framework, which is comprised of two components: an autoregressive data augmentation strategy (blue) and a bidirectional repair loss-facilitated model distillation procedure (green).

4.1.1 Self-attention based Probabilistic Interaction Sampler

In contrast to the sampler utilized in autoregressive data generation, the self-attention based probabilistic interaction sampler is designed to learn user’s interest representations from historical interactions. This advanced approach employs the user’s normalized ratings of candidate items, which are sourced from a black-box recommendation list, to determine the sampling probability.

The j -th item in the interaction history is denoted as a concatenation of the metadata embedding g_j and the sequence position embedding ρ . The odd digits ($2m + 1$) and even digits ($2m$) on the position encoding vectors are given by:

$$\begin{aligned}\rho_{[2m+1]}(j) &= \cos\left(j / (\rho_{max})^{2m}\right) \\ \rho_{[2m]}(j) &= \sin\left(j / (\rho_{max})^{2m}\right)\end{aligned}\quad (2)$$

where $\rho_{max} = 1 * 10^4$, item embedding is represented as

$$e_j^v = \text{concat}(g_j, \rho(j)) \quad (3)$$

Utilizing the aforementioned item embedding representations, the probabilistic interaction sampler employs the self-attention mechanism to learn interest representations from the user interaction history. Within the interaction history $r_{[:k]}^i$, the attention score between interaction x and interaction y is defined as follows:

$$a_{x,y}^h = \frac{\exp(p_{x,y}^h)}{\sum_{z=1}^k \exp(p_{x,z}^h)} \quad (4)$$

where $p_{x,y}^h$ is the dot product between projected query of interaction y and the projected key of interaction x :

$$p_{x,y}^h = ((W_q^h e_y^v + b_q^h)^T * (W_k^h e_x^v + b_k^h)) / \sqrt{d_{model}} \quad (5)$$

where W_q^h and b_q^h are query projection weights and bias of h -th attention head, respectively. W_k^h and b_k^h are key projection weights and bias of h -th attention head, respectively. d_{model} represent projected vector dimension within the probabilistic interaction sampler.

Each attention head generates the context vector at position y by aggregating information across the sequence as:

$$c_y^h = \sum_{x=1}^k a_{x,y}^h * g_x \quad (6)$$

the context vector at position y within the interaction history $r_{[k]}^i$ is:

$$c_y = FFN(Dropout(c_y^1, c_y^2, \dots, c_y^H)) \quad (7)$$

where FFN is a feed-forward network and the $Dropout$ layer omits neuron outputs in a stochastic manner to prevent overfitting, H is the number of attention heads.

The user embedding characterized by the interaction history $r_{[k]}^i$ is represented as follows:

$$e^u = W_u * C + b_u \quad (8)$$

where W_u and b_u are weight matrices and bias of the context vector aggregation layer. $C \in \mathbb{R}^{k*d_{model}}$ represents the matrix composed of k context vectors derived from the interaction history.

The probabilistic interaction sampler utilizes the dot product between the user embeddings, which are characterized by the interaction history $r_{[k]}^i$, and the embeddings of candidate items from the black-box recommendation model. After normalization, this dot product serves as the sampling probability for the recommendation list. The subsequent interaction in the sub-sequence from R^1 is designated as the item with a positive label, whereas the top- k recommendation list returned by the black-box model comprises items with negative labels, excluding those with positive labels. This implies a ratio of $(k - 1)$ negative labels for each positive label. The set of positive labels for user u is denoted as V_+^u , and the corresponding set of negative labels is denoted as V_-^u . The loss function of the probabilistic interaction sampler can be expressed as follows:

$$\mathcal{L}_{sampler} = - \frac{\sum_{u \in R^1} (\sum_{v \in V_+^u} \log(p_v^u) + \sum_{v \in V_-^u} \log(1 - p_v^u))}{|R^1|} \quad (9)$$

where p_i^u denotes the probability that user u interacts with item i . The synthetic data generated with the aid of the probabilistic interaction sampler exhibits superior quality, closely mimicking the iterative process by which a user engages with a recommender system to elicit genuine interaction history.

4.1.2 Synthesis Determinant Signal Module

Although the autoregressive data generation assisted by a probabilistic interaction sampler enhances the quality of synthetic data, it does not mitigate the inherent deficiency in novel exploration of user interests. To resolve this issue, synthesis determinant signal module utilising user interest representations is introduced to determine whether the user's next interaction is from a candidate recommendation list or from the item pool. It is evident that the user's interest representation encapsulates information predictive of their forthcoming interactions. Consequently, the synthetic decision signaling module is formulated as follows:

$$\hat{y}_s = sigmoid(W_s * e^u + b_s) \quad (10)$$

where \hat{y}_s is the prediction of the next interaction pattern, W_s and b_s are weight matrices and bias of the synthesis determinant signal module, respectively. The loss function of the synthesis determinant signal module can be presented as follows:

$$\mathcal{L}_{signal} = - \sum_{u \in R} y_s * \log(\hat{y}_s) \quad (11)$$

4.2 Bidirectional Repair Loss-facilitated Model Extraction

Bidirectional repair loss-facilitated model extraction diverges from traditional model distillation techniques, which often rely on the utilization of intermediate features or the output probability distribution as sources of knowledge. In the context of the few-shot model extraction, the adversary is constrained to a singular piece of knowledge: the discrete top- k recommendation lists furnished by the black-box model. The adversary's objective is to meticulously extract as much of the latent ranking information embedded within this top- k list as possible, with the ultimate goal of transferring knowledge to the white-box surrogate model.

4.2.1 Pair-wise Rank Loss

Let $\hat{\chi}_{j[w]}$ denote the score assigned by surrogate model to w-th item within j-th recommendation list for user i . To augment the training instances, k negative samples are uniformly sampled from item pool, the scores of these negative samples within surrogate model are denoted as $\hat{\chi}_{neg[w]}$. The pair-wise rank loss $\mathcal{L}_{extract}$ designed for model extraction is as follows:

$$-\frac{1}{\mu} \frac{1}{\nu} \sum_{i=1}^{\mu} \sum_{j=1}^{\nu} \left(\frac{1}{k-1} \sum_{w=1}^{k-1} \max(0, \hat{\chi}_{j[w]} - \hat{\chi}_{j[w+1]} + \lambda_1) + \frac{1}{k} \sum_{w=1}^k \max(0, \hat{\chi}_{j[w]} - \hat{\chi}_{neg[w]} + \lambda_2) \right) \quad (12)$$

where μ , ν and k denote the number of the synthetic sequences, sub-sequences within the synthetic sequences, and the length of the black-box recommendation list, respectively. λ_1 and λ_2 represent the margin values, respectively. $\mathcal{L}_{extract}$ is composed of two distinct components: the first component is designed to transfer the sequence-dependent knowledge, which is accomplished by preserving the rank order of items within the surrogate model same as black-box model, facilitated by calculating the marginal ranking loss between adjacent items. The second component leverages the black-box recommendation list as supervisory information to penalize negative samples that receive higher scores than the items within the black-box recommendation list.

4.2.2 Bidirectional Repair Loss

$\mathcal{L}_{extract}$ solely employs the black-box recommendation list as supervisory information, which may overlook the discrepancies between the black-box top-k recommendation list and the white-box counterpart. To address this, the bidirectional repair loss is introduced, which leverages these discrepancies as additional supervisory signals to rectify the white-box surrogate model’s erroneous predictions, thereby enhancing the model distillation efficacy. The inaccuracies in the white-box surrogate model’s predictions are categorized into two principal types: underestimation errors, wherein the surrogate model’s predicted rank for items is lower than their actual rank in the black-box list; and overestimation errors, where the predicted rank exceeds the item’s true position in the black-box list.

For user i , the j-th recommendation list from the black-box model is categorized into two types based on the inaccuracies of the white-box surrogate model’s predictions: the list of underestimated items V_l , and the list of overestimated items V_h . To rectify these erroneous predictions, the top-k white-box recommendation list is further analyzed to identify two additional lists: the list of underestimated target items T_l and the list of overestimated target items T_h . An underestimated target item is defined as one that, despite being absent from the black-box recommendation list, is ranked in the white-box list at a position equal to or later than the actual rank of the corresponding underestimated item in the black-box list. Similarly, an overvalued target item is an item that has the same or previous rank in the white-box recommendation list as the true rank of the overvalued item. For instance, consider an item with a true rank of 20 in the black-box recommendation list, which is ranked 33 in the white-box list. If the item at the 20-th position in the white-box list is also in the black-box list, then the first item following the 20th position that is absent from the black-box list is considered the overestimated target item for the original item. Otherwise, the item at the 20-th position in the white-box recommendation list is considered the underestimated target item. Underestimated repair loss \mathcal{L}_{low} in bidirectional repair loss is designed as follows:

$$-\frac{1}{\mu} \frac{1}{\nu} \sum_{i=1}^{\mu} \sum_{j=1}^{\nu} \left(\frac{1}{|V_l|} \sum_{w=1}^{|V_l|} \max(0, \hat{\chi}_{V_l[w]} - \hat{\chi}_{T_l[w]} + \lambda_3) \right) \quad (13)$$

where $\hat{\chi}_{V_l[w]}$ and $\hat{\chi}_{T_l[w]}$ denote the scores of the white-box recommendation model for the w-th underestimated item, the w-th underestimated target item, respectively. Consequently, the overestimated repair loss \mathcal{L}_{high} is formulated as follows:

$$-\frac{1}{\mu} \frac{1}{\nu} \sum_{i=1}^{\mu} \sum_{j=1}^{\nu} \left(\frac{1}{|V_h|} \sum_{w=1}^{|V_h|} \max(0, \hat{\chi}_{V_h[w]} - \hat{\chi}_{T_h[w]} + \lambda_4) \right) \quad (14)$$

the total loss in few-shot model extraction is formulated as follows:

$$\mathcal{L}_{total} = \mathcal{L}_{extract} + \lambda_{low} \mathcal{L}_{low} + \lambda_{high} \mathcal{L}_{high} \quad (15)$$

where λ_{low} and λ_{high} are the hyperparameters that control the magnitude of the underestimation and overestimation components of the bidirectional repair loss, respectively. Facilitated by the bidirectional repair loss, model extraction transfers knowledge from black-box victim models, particularly encapsulated within their recommendation lists. The bidirectional repair loss also harnesses discrepancies between black-box lists and their white-box counterparts, employing them as auxiliary supervisory signals. This approach is pivotal in rectifying surrogate model’s erroneous predictions and significantly enhances the quality of the distillation.

5 EXPERIMENTS

In this section, the empirical evaluation of few-shot model extraction is presented. Experiments are designed to answer the following research questions:

- **RQ1:** What is the overall performance of the few-shot model extraction?
- **RQ2:** How do different components (e.g., probabilistic interaction sampler and bidirectional repair loss) affect the performance of few-shot model extraction?
- **RQ3:** How might the behavior of few-shot model extraction be influenced if there exists an architectural discrepancy between the black-box and white-box models?
- **RQ4:** How does the budget or the length of recommendation list from black-box model affect few-shot model extraction?

5.1 Experimental Setup

5.1.1 Dataset

Few-shot model extraction is evaluated on three public datasets: MovieLens-1M [Harper and Konstan(2016)], Steam [McAuley et al.(2015)] and Beauty [Ni et al.(2019)]. The statistics of the datasets is shown in Table 1. Following [Kang and McAuley(2018), Sun et al.(2019)], the last two items of each sequence are used for testing and validation, respectively, and the remaining items are used for training.

Dataset	#Users	#Items	Avg.len	Sparsity
ML-1M	6,040	3,416	166	95.16%
Steam	334,542	13,046	13	99.90%
Beauty	40,226	54,542	9	99.98%

Table 1: The statistics of three datasets.

5.1.2 Model

Three representative sequential recommendation models are exploited in few-shot model extraction attacks: NARM [Li et al.(2017)], Bert4Rec [Sun et al.(2019)] and SASRec [Kang and McAuley(2018)].

- NARM is an advanced attentive recommender system that utilizes a gated recurrent unit [Cho et al.(2014)] mechanism to encode both global and local session patterns.
- SASRec employs a series of one-directional transformer layers, each equipped with a multi-head self-attention module for capturing complex dependencies and a position-wise feed-forward network for refining the representation.
- BERT4Rec has an architecture similar to SASRec, but using a bidirectional transformer and an auto-encoding (masked language modeling) task for training [Sun et al.(2019)].

5.1.3 Baseline

Data-free model extraction is considered as a promising approach as it doesn't require much prior knowledge, we use the data-free model extraction methods proposed in [Yue et al.(2021)] to construct MEA-random and MEA-autoregressive as our baselines.

- **MEA-random** utilize random generation strategy to generate synthetic data from item pool and pair-wise loss to extract model function. Items are independently chosen at random ν times from item pool and concatenated to construct a single synthetic sequence in random generation strategy.
- **MEA-autoregressive** utilize autoregressive generation strategy to generate synthetic data from recommendation lists and pair-wise loss to carry out model extraction. The synthetic sequence is constructed such that each item following the first is sampled from the recommendation list provided by the black-box recommendation model, with each item being selected with a uniformly distributed probability.

MEA-random and MEA-autoregressive are independent of raw data, while few-shot model extraction requires 10% even less raw data. To ensure an equitable comparison, the limited raw data available under our proposed framework

is exclusively utilized for training probabilistic interaction sampler and synthesis determinant signal module, not participating surrogate model training.

5.1.4 Implementation Detail

The training epochs for black-box recommendation model training and the few-shot model extraction are set to 100 and 200, respectively. All model training procedures are facilitated using the Adam optimizer, employing a learning rate of 0.001. The embedding dimensions of both items and users are set to 64. More details about parameter setting is presented in Table 2.

Phase	Model	Config. on {ML-1M, Steam, Beauty}
Black-box training	NARM	GRU ly:1; dr={0.1,0.2,0.5}
	SASRec	TRM ly:2; h:2; dr={0.1,0.2,0.5}
	BERT4Rec	TRM ly:2; h:2; dr={0.1,0.2,0.5} mp={0.2,0.2,0.6}
Few-shot model extraction	/	$\lambda_1, \lambda_2: \{(0.75, 1.5), (0.5, 1.0), (0.5, 0.5)\}$ $\lambda_3, \lambda_4: \{(0.5, 0.5), (0.5, 0.5), (0.5, 0.5)\}$

Table 2: Parameter Setting. (GRU ly: gated recurrent unit layers, TRM ly: transformer layers, h: attention heads, dr: dropout probability, mp: mask probability)

5.1.5 Evaluation Protocol

The objective of the adversary is to procure a white-box surrogate model that closely approximates the functionality of black-box victim recommendation model. Following [Yue et al.(2021)], two types of metrics are used to measure functional similarity between the victim model and the surrogate model.

- Ranking performance: truncated Recall@K (R@K) and Normalized Discounted Cumulative Gain (N@K) are utilized to measure the ranking performance between black-box recommendation lists and the whit-box counterpart. N@K and R@K are calculated based on the rankings of ground-truth item and 100 randomly sampled negative items for each user.
- Agreement measurement: Agreement@K (Agr@K) is defined to measure the output similarity between black-box recommendation lists and the whit-box counterpart [Yue et al.(2021)]:

$$Agreement@K = \frac{|W_{topk} \cap B_{topk}|}{K} \quad (16)$$

where W_{topk} and B_{topk} represent the white-box top-k list and the black-box top-k list, respectively.

5.2 Performance Evaluation of Few-shot Model Extraction (RQ1)

Table 3 presents the performance outcomes of baselines and the few-shot model extraction attack, under the following conditions: a black-box recommendation list with a length of 100, an API query budget of 5k, identical architectures for both the black-box and white-box models, and access to 10% of raw data for the adversary. Several observations are found from the Table 3. (1) Our proposed few-shot model extraction framework outperforms MEA-random and MEA-autoregressive totally. The autoregressive augmentation generation strategy enhances synthetic data by leveraging a modest amount of raw data as supervisory information, guiding the generation process and coupled with a bidirectional repair loss that refines the surrogate model’s erroneous predictions, thereby improving model distillation.

(2) When informed by the autoregressive augmentation generation strategy, the white-box surrogate model may even surpass the black-box model in ranking performance, which may be due to the fact that the black-box model training set is noisy and the black-box recommendation model transfers knowledge more efficiently compared to the training set when the model capacities are similar.

(3) Ultimately, model extraction attack demonstrates greater efficacy on denser datasets such as ML-1M and Steam, whereas its performance is less pronounced on sparser datasets like Beauty. Moreover, NARM outperforms SASRec and BERT4Rec in extracting black-box models, efficiently reconstructing the majority and achieving the highest scores in both ranking and similarity metrics.

Dataset		ML-1M			Steam			Beauty		
Model		N	S	B	N	S	B	N	S	B
black-box	N@10	0.625	0.619	0.588	0.628	0.617	0.622	0.353	0.314	0.345
	R@10	0.820	0.817	0.795	0.849	0.838	0.846	0.514	0.439	0.513
MEA-random	N@10	0.598	0.566	0.563	0.625	0.575	0.609	0.317	0.304	0.193
	R@10	0.807	0.797	0.794	0.847	0.791	0.834	0.469	0.421	0.348
	Agr@1	0.389	0.271	0.239	0.674	0.436	0.198	0.352	0.248	0.029
	Agr@10	0.605	0.512	0.490	0.635	0.561	0.482	0.501	0.211	0.051
MEA-autoregressive	N@10	0.619	0.600	0.560	0.601	0.593	0.585	0.258	0.244	0.224
	R@10	0.815	0.802	0.773	0.809	0.805	0.793	0.362	0.410	0.316
	Agr@1	0.563	0.456	0.341	0.670	0.664	0.707	0.266	0.347	0.179
	Agr@10	0.740	0.664	0.605	0.698	0.704	0.664	0.410	0.361	0.285
few-shot model extraction	N@10	0.624	0.609	0.567	0.634	0.609	0.630	0.318	0.252	0.279
	R@10	0.818	0.821	0.774	0.853	0.832	0.853	0.464	0.420	0.410
	Agr@1	0.584	0.587	0.366	0.766	0.670	0.716	0.485	0.676	0.397
	Agr@10	0.752	0.733	0.609	0.769	0.711	0.669	0.651	0.371	0.520

Table 3: Overall performance of few-shot model extraction from top-100 black-box list with 5k budgets and 10% raw data available to adversary, with black-box model origin performance. The four bold results in each column indicate the best N@10, R@10, Agr@1, Agr@10, respectively. N, S, B represent NARM, SASRec, BERT4Rec, respectively.

5.3 Impact of Distinct Components on Few-shot Model Extraction (RQ2)

5.3.1 Impact of probabilistic interaction sampler.

Table 5 presents the influence of probabilistic interaction sampler and synthesis determinant signal module on efficacy of few-shot model extraction across varying proportions of raw data, with Auc1 and Auc2 denoting the accuracies of two modules, respectively. Our analysis yields two key insights: firstly, the performance of surrogate model exhibits substantial improvement even with access to as little as 1% of raw data, underscoring the positive impact of raw data, regardless of its quantity. Secondly, typically, performance of probabilistic interaction sampler, synthesis determinant signal module, and consequently, model extraction efficacy, escalate progressively with increase in the available raw data. Occasionally, model performance deteriorates as the available data increases, either because of noise in the newly acquired raw data or because the model does not converge to the global optimum due to limitations of training data.

5.3.2 Impact of bidirectional repair loss.

Table 4 presents the performance of model extraction facilitated by the bidirectional repair loss under the autoregressive generation strategy. A comparative analysis with the model extraction performance under the same strategy in Table 3 reveals that the bidirectional repair loss modestly enhances the ranking performance of the surrogate models. This improvement is attributed to the increased similarity between the outputs of the white-box models and those of the black-box models. The enhancement stems from the bidirectional repair loss’s capacity to rectify the surrogate model’s erroneous predictions, thereby bolstering the surrogate model’s ranking performance.

Dataset	Model	N@10	R@10	Agr@1	Agr@10
ML-1M	N	0.620	0.815	0.571	0.746
	S	0.604	0.808	0.462	0.665
	B	0.561	0.774	0.353	0.605
Steam	N	0.607	0.812	0.679	0.712
	S	0.593	0.805	0.665	0.706
	B	0.591	0.806	0.709	0.664
Beauty	N	0.264	0.371	0.267	0.426
	S	0.245	0.412	0.358	0.362
	B	0.229	0.317	0.213	0.341

Table 4: Performance of bidirectional repair loss-facilitated model extraction using autoregressive generation strategy.

Dataset	Model	Ratio	Auc1	Auc2	N@10	Agr@10
ML-1M	N	1%	0.533	0.736	0.622	0.741
		5%	0.564	0.749	0.623	0.746
		10%	0.575	0.805	0.623	0.749
	S	1%	0.550	0.715	0.599	0.719
		5%	0.569	0.717	0.601	0.720
		10%	0.588	0.717	0.607	0.729
	B	1%	0.540	0.689	0.556	0.594
		5%	0.573	0.710	0.562	0.606
		10%	0.596	0.747	0.564	0.607
Steam	N	1%	0.600	0.513	0.631	0.762
		5%	0.637	0.511	0.632	0.761
		10%	0.653	0.542	0.632	0.767
	S	1%	0.614	0.539	0.606	0.704
		5%	0.646	0.547	0.606	0.709
		10%	0.659	0.571	0.608	0.710
	B	1%	0.621	0.527	0.618	0.657
		5%	0.626	0.531	0.625	0.658
		10%	0.667	0.549	0.628	0.664
Beauty	N	1%	0.559	0.757	0.315	0.618
		5%	0.531	0.698	0.316	0.628
		10%	0.538	0.762	0.316	0.648
	S	1%	0.549	0.801	0.241	0.369
		5%	0.536	0.791	0.251	0.369
		10%	0.539	0.802	0.250	0.370
	B	1%	0.539	0.783	0.275	0.508
		5%	0.550	0.795	0.276	0.519
		10%	0.552	0.814	0.279	0.520

Table 5: Performance of probabilistic interaction sampler (1-st column), synthesis determinant signal module (2-nd column), and the ultimate model extraction (3-4th columns) with varying proportions of raw data at disposal, respectively.

5.4 Impact of Architectural Discrepancy on Few-shot Model Extraction (RQ3)

Figure 3 provides an analysis for few-shot model extraction across various model architectures. Model extraction is more effective when the architectures of the white-box and black-box models are identical. Additionally, NARM utilized as a white-box surrogate model demonstrates superior performance over SASRec and BERT4Rec, particularly in scenarios where there are architectural discrepancies. Furthermore, the density of the dataset significantly influences the overall success of few-shot model extraction, with better performance observed on denser datasets such as ML-1M and Steam, as opposed to the sparser Beauty datasets.

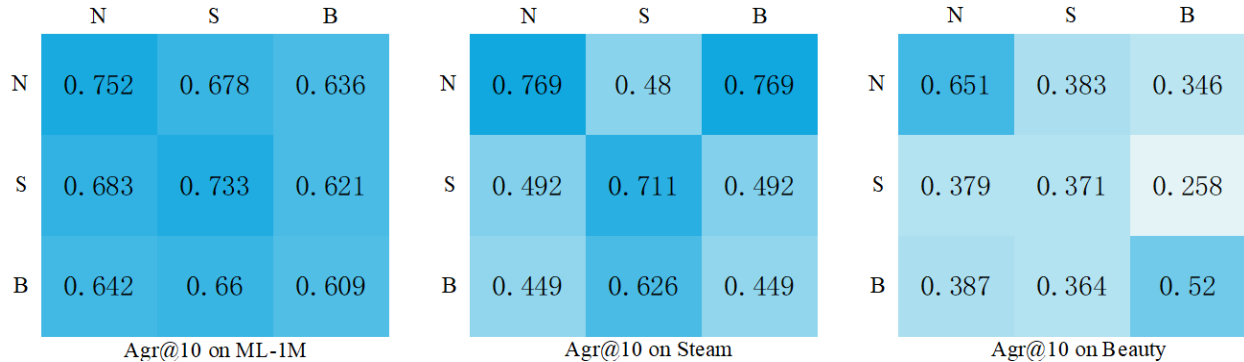


Figure 3: Performance of few-shot model extraction with architectural discrepancies. Rows and columns represent white-box models and black-box victim models, respectively.

5.5 Impact of Budgets or Recommendation List’s Length on Few-shot Extraction (RQ4)

Figure 4 and 5 illustrate the impact of query budget and the length of recommendation lists on the performance of the few-shot model extraction with a black-box recommendation list of length 100, 10% raw data available, and identical model architecture, respectively.

The left portion of the figure 4 presents the ranking performance of the white-box models, while the right portion depicts the output similarity performance. Following observations are made from figure 4: the performance of the white-box models escalates with an increased query budget. Notably, the pronounced trajectory of the NARM model suggests that it is more responsive to query budget fluctuations than SASRec and BERT4Rec, particularly in the transition from a 4k to a 5k query budgets. This heightened sensitivity may be attributed to the fact that the final 1k synthetic data adhere more closely to the distribution of raw data.

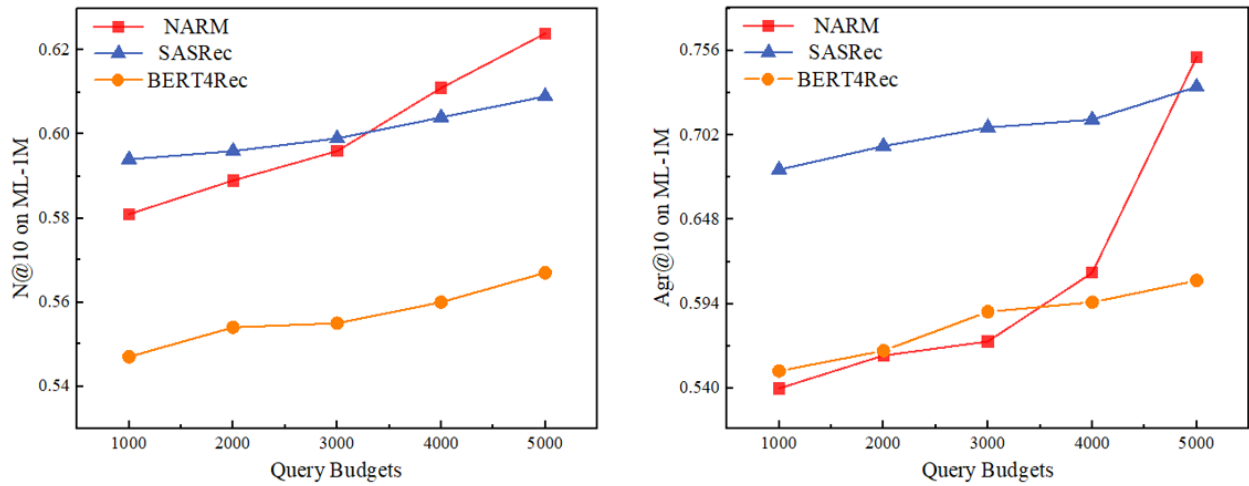


Figure 4: Impact of budgets on few-shot model extraction.

Figure 5 presents an analysis of influence of the length of the black-box recommendation list. The graph on the left is designated to depict the ranking performance of the white-box surrogate model, whereas the graph on the right serves to illustrate its output similarity with the black-box recommendation model. Figure 5 indicates that both ranking performance and output similarity performance of surrogate model exhibit a modest improvement with an increase in the length of black-box recommendation list. Furthermore, it is observed that few-shot model extraction remains effective even when the black-box recommendation list is truncated to 50.

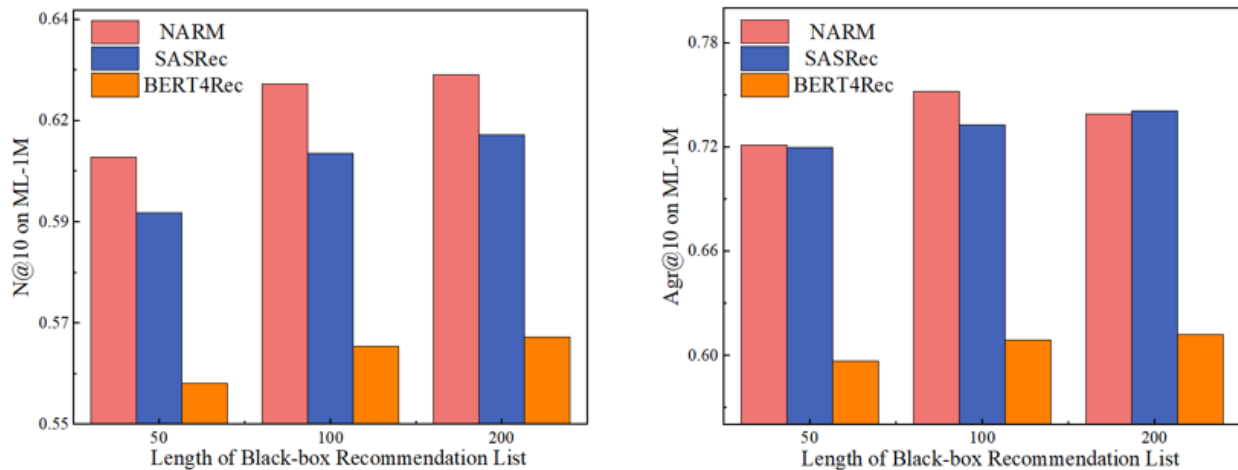


Figure 5: Impact of black-box recommendation lists.

5.6 Hyperparameters Analysis

Table 6 indicates that optimal performance for few-shot model extraction is achieved when λ_{low} is around 10^{-5} and λ_{high} is around 10^{-6} . Noted that when λ_{low} and λ_{high} are both zero, the surrogate model solely employs the autoregressive augmentation generation strategy for the generation of synthetic data, bypassing the bidirectional repair loss. The model’s performance is superior when neither λ_{low} nor λ_{high} is set to zero, suggesting that the bidirectional repair loss significantly enhances the performance of the few-shot model extraction process.

Agr@10	λ_{high}				
	0	10^{-5}	10^{-6}	10^{-7}	10^{-8}
0	0.7491	0.7499	0.7516	0.7504	0.7511
10^{-5}	0.7504	0.7519	0.7523	0.7514	0.7507
10^{-6}	0.7506	0.7508	0.7513	0.7501	0.7506
10^{-7}	0.7496	0.7499	0.7498	0.7501	0.7498
10^{-8}	0.7493	0.7492	0.7501	0.7495	0.7492

Table 6: Hyperparameter Analysis of the Surrogate Model as NARM on ML-1M. Bold result means the best Agr@10.

6 CONCLUSION

Few-shot model extraction attack against sequential recommenders is introduced to investigate the influence of raw data on model extraction. The framework is comprised of two components: an autoregressive augmentation generation strategy and a bidirectional repair loss-facilitated model distillation procedure. Experiments on three datasets show that the proposed few-shot model extraction framework yields superior surrogate models. In future research, we aim to develop countermeasures against model extraction attacks, including the implementation of user anomaly detection mechanisms, with the goal of enhancing the robustness and security of recommender systems.

References

- [Cho et al.(2014)] Kyunghyun Cho, Bart van Merriënboer, Çağlar Gülçehre, Dzmitry Bahdanau, Fethi Bougares, Holger Schwenk, and Yoshua Bengio. 2014. Learning Phrase Representations using RNN Encoder-Decoder for Statistical Machine Translation. In *Proceedings of the 2014 Conference on Empirical Methods in Natural Language Processing, EMNLP 2014, October 25-29, 2014, Doha, Qatar, A meeting of SIGDAT, a Special Interest Group of the ACL*. ACL, 1724–1734.
- [Harper and Konstan(2016)] F. Maxwell Harper and Joseph A. Konstan. 2016. The MovieLens Datasets: History and Context. *ACM Trans. Interact. Intell. Syst.* 5, 4 (2016), 19:1–19:19.
- [Hinton et al.(2015)] Geoffrey E. Hinton, Oriol Vinyals, and Jeffrey Dean. 2015. Distilling the Knowledge in a Neural Network. *CoRR* abs/1503.02531 (2015).
- [Hu et al.(2023)] Zheng Hu, Satoshi Nakagawa, Liang Luo, Yu Gu, and Fuji Ren. 2023. Celebrity-aware Graph Contrastive Learning Framework for Social Recommendation. In *Proceedings of the 32nd ACM International Conference on Information and Knowledge Management, CIKM 2023, Birmingham, United Kingdom, October 21-25, 2023*. ACM, 793–802.
- [Iliadis and Magri(2022)] Lazaros Iliadis and Luca Magri. 2022. Special issue on deep learning modeling in real life: anomaly detection, biomedical, concept analysis, finance, image analysis, recommendation. *Neural Comput. Appl.* 34, 22 (2022), 19397–19400.
- [Jagielski et al.(2020)] Matthew Jagielski, Nicholas Carlini, David Berthelot, Alex Kurakin, and Nicolas Papernot. 2020. High Accuracy and High Fidelity Extraction of Neural Networks. In *29th USENIX Security Symposium, USENIX Security 2020, August 12-14, 2020*. USENIX Association, 1345–1362.
- [Kang et al.(2020)] SeongKu Kang, Junyoung Hwang, Wonbin Kweon, and Hwanjo Yu. 2020. DE-RRD: A Knowledge Distillation Framework for Recommender System. In *CIKM '20: The 29th ACM International Conference on Information and Knowledge Management, Virtual Event, Ireland, October 19-23, 2020*. ACM, 605–614.
- [Kang and McAuley(2018)] Wang-Cheng Kang and Julian J. McAuley. 2018. Self-Attentive Sequential Recommendation. In *IEEE International Conference on Data Mining, ICDM 2018*. IEEE Computer Society, 197–206.

- [Lee et al.(2019)] Jae-woong Lee, Minjin Choi, Jongwuk Lee, and Hyunjung Shim. 2019. Collaborative Distillation for Top-N Recommendation. In *2019 IEEE International Conference on Data Mining, ICDM 2019, Beijing, China, November 8-11, 2019*. IEEE, 369–378.
- [Lee and Kim(2021)] Youngjune Lee and Kee-Eung Kim. 2021. Dual Correction Strategy for Ranking Distillation in Top-N Recommender System. In *CIKM '21: The 30th ACM International Conference on Information and Knowledge Management, Virtual Event, Queensland, Australia, November 1 - 5, 2021*. ACM, 3186–3190.
- [Li et al.(2017)] Jing Li, Pengjie Ren, Zhumin Chen, Zhaochun Ren, Tao Lian, and Jun Ma. 2017. Neural Attentive Session-based Recommendation. In *Proceedings of the 2017 ACM on Conference on Information and Knowledge Management, CIKM 2017, Singapore, November 06 - 10, 2017*. ACM, 1419–1428.
- [Lin et al.(2021)] Yih-Kai Lin, Chu-Fu Wang, Ching-Yu Chang, and Hao-Lun Sun. 2021. An efficient framework for counting pedestrians crossing a line using low-cost devices: the benefits of distilling the knowledge in a neural network. *Multim. Tools Appl.* 80, 3 (2021), 4037–4051.
- [Liu et al.(2023)] Xiao Liu, Shunmei Meng, Qianmu Li, Lianyong Qi, Xiaolong Xu, Wanchun Dou, and Xuyun Zhang. 2023. SMEF: Social-aware Multi-dimensional Edge Features-based Graph Representation Learning for Recommendation. In *Proceedings of the 32nd ACM International Conference on Information and Knowledge Management, CIKM 2023, Birmingham, United Kingdom, October 21-25, 2023*. ACM, 1566–1575.
- [McAuley et al.(2015)] Julian J. McAuley, Christopher Targett, Qinfeng Shi, and Anton van den Hengel. 2015. Image-Based Recommendations on Styles and Substitutes. In *Proceedings of the 38th International ACM SIGIR Conference on Research and Development in Information Retrieval, Santiago, Chile, August 9-13, 2015*. ACM, 43–52.
- [Mondal et al.(2022)] Abhirup Mondal, Anirban Majumder, and Vineet Chaoji. 2022. In *KDD '22: The 28th ACM SIGKDD Conference on Knowledge Discovery and Data Mining, Washington, DC, USA, August 14 - 18, 2022*. ACM, 3584–3592.
- [Nguyen et al.(2023)] Thanh Toan Nguyen, Nguyen Duc Khang Quach, Thanh Tam Nguyen, Thanh Trung Huynh, Viet Hung Vu, Phi Le Nguyen, Jun Jo, and Quoc Viet Hung Nguyen. 2023. Poisoning GNN-based Recommender Systems with Generative Surrogate-based Attacks. *ACM Trans. Inf. Syst.* 41, 3 (2023), 58:1–58:24.
- [Ni et al.(2019)] Jianmo Ni, Jiacheng Li, and Julian J. McAuley. 2019. Justifying Recommendations using Distantly-Labeled Reviews and Fine-Grained Aspects. In *Proceedings of the 2019 Conference on Empirical Methods in Natural Language Processing and the 9th International Joint Conference on Natural Language Processing, EMNLP-IJCNLP 2019, Hong Kong, China, November 3-7, 2019*. Association for Computational Linguistics, 188–197.
- [Orekondy et al.(2019)] Tribhuvanesh Orekondy, Bernt Schiele, and Mario Fritz. 2019. Knockoff Nets: Stealing Functionality of Black-Box Models. In *IEEE Conference on Computer Vision and Pattern Recognition, CVPR 2019, Long Beach, CA, USA, June 16-20, 2019*. Computer Vision Foundation / IEEE, 4954–4963.
- [Prakash et al.(2023)] Tushar Prakash, Raksha Jalan, Brijraj Singh, and Naoyuki Onoe. 2023. CR-SoRec: BERT driven Consistency Regularization for Social Recommendation. In *Proceedings of the 17th ACM Conference on Recommender Systems, RecSys 2023, Singapore, Singapore, September 18-22, 2023*. ACM, 883–889.
- [Quan et al.(2023)] Yuhan Quan, Jingtao Ding, Chen Gao, Lingling Yi, Depeng Jin, and Yong Li. 2023. Robust Preference-Guided Denoising for Graph based Social Recommendation. In *Proceedings of the ACM Web Conference 2023, WWW 2023, Austin, TX, USA, 30 April 2023 - 4 May 2023*. ACM, 1097–1108.
- [Rendle et al.(2010)] Steffen Rendle, Christoph Freudenthaler, and Lars Schmidt-Thieme. 2010. Factorizing personalized Markov chains for next-basket recommendation. In *Proceedings of the 19th International Conference on World Wide Web, WWW 2010, Raleigh, North Carolina, USA, April 26-30, 2010*. ACM, 811–820.
- [Sivaraman et al.(2023)] Venkatesh Sivaraman, Leigh A. Bukowski, Joel Levin, Jeremy M. Kahn, and Adam Perer. 2023. Ignore, Trust, or Negotiate: Understanding Clinician Acceptance of AI-Based Treatment Recommendations in Health Care. In *Proceedings of the 2023 CHI Conference on Human Factors in Computing Systems, CHI 2023, Hamburg, Germany, April 23-28, 2023*. ACM, 754:1–754:18.
- [Sun et al.(2019)] Fei Sun, Jun Liu, Jian Wu, Changhua Pei, Xiao Lin, Wenwu Ou, and Peng Jiang. 2019. BERT4Rec: Sequential Recommendation with Bidirectional Encoder Representations from Transformer. In *Proceedings of the 28th ACM International Conference on Information and Knowledge Management, CIKM 2019*. ACM, 1441–1450.
- [Tang and Wang(2018)] Jiayi Tang and Ke Wang. 2018. Ranking Distillation: Learning Compact Ranking Models With High Performance for Recommender System. In *Proceedings of the 24th ACM SIGKDD International Conference on Knowledge Discovery & Data Mining, KDD 2018, London, UK, August 19-23, 2018*. ACM, 2289–2298.

- [Tao et al.(2022)] Ye Tao, Ying Li, Su Zhang, Zhirong Hou, and Zhonghai Wu. 2022. Revisiting Graph based Social Recommendation: A Distillation Enhanced Social Graph Network. In *WWW '22: The ACM Web Conference 2022, Virtual Event, Lyon, France, April 25 - 29, 2022*. ACM, 2830–2838.
- [Tramèr et al.(2016)] Florian Tramèr, Fan Zhang, Ari Juels, Michael K. Reiter, and Thomas Ristenpart. 2016. Stealing Machine Learning Models via Prediction APIs. In *25th USENIX Security Symposium, USENIX Security 16, Austin, TX, USA, August 10-12, 2016*. USENIX Association, 601–618.
- [Wang et al.(2023)] Yanling Wang, Yuchen Liu, Qian Wang, Cong Wang, and Chenliang Li. 2023. Poisoning Self-supervised Learning Based Sequential Recommendations. In *Proceedings of the 46th International ACM SIGIR Conference on Research and Development in Information Retrieval, SIGIR 2023, Taipei, Taiwan, July 23-27, 2023*. ACM, 300–310.
- [Xing et al.(2013)] Xinyu Xing, Wei Meng, Dan Doozan, Alex C. Snoeren, Nick Feamster, and Wenke Lee. 2013. Take This Personally: Pollution Attacks on Personalized Services. In *Proceedings of the 22th USENIX Security Symposium, Washington, DC, USA, August 14-16, 2013*. USENIX Association, 671–686.
- [Yue et al.(2021)] Zhenrui Yue, Zhankui He, Huimin Zeng, and Julian J. McAuley. 2021. Black-Box Attacks on Sequential Recommenders via Data-Free Model Extraction. In *RecSys '21: Fifteenth ACM Conference on Recommender Systems, Amsterdam, The Netherlands, 27 September 2021 - 1 October 2021*. ACM, 44–54.
- [Zhang et al.(2023)] Amy B. Z. Zhang, Siyun Wang, Raphael Louca, Karl Ni, and Diane Hu. 2023. Quantifying Exploration Preference for E-Commerce Recommendation. In *Proceedings of the 6th Workshop on Online Recommender Systems and User Modeling co-located with the 17th ACM Conference on Recommender Systems (RecSys 2023), Singapore, September 19th, 2023 (CEUR Workshop Proceedings, Vol. 3549)*. CEUR-WS.org.
- [Zhang et al.(2024)] Sixiao Zhang, Hongzhi Yin, Hongxu Chen, and Cheng Long. 2024. Defense Against Model Extraction Attacks on Recommender Systems. In *Proceedings of the 17th ACM International Conference on Web Search and Data Mining, WSDM 2024, Merida, Mexico, March 4-8, 2024*. ACM, 949–957.
- [Zhang et al.(2021)] Yihe Zhang, Xu Yuan, Jin Li, Jiadong Lou, Li Chen, and Nian-Feng Tzeng. 2021. Reverse Attack: Black-box Attacks on Collaborative Recommendation. In *CCS '21: 2021 ACM SIGSAC Conference on Computer and Communications Security, Virtual Event, Republic of Korea, November 15 - 19, 2021*. ACM, 51–68.
- [Zhu et al.(2023)] Zhihao Zhu, Chenwang Wu, Rui Fan, Defu Lian, and Enhong Chen. 2023. Membership Inference Attacks Against Sequential Recommender Systems. In *Proceedings of the ACM Web Conference 2023, WWW 2023, Austin, TX, USA, 30 April 2023 - 4 May 2023*. ACM, 1208–1219.