

Explicit solutions of the SI and Bass models on sparse Erdős-Rényi and regular networks

Gadi Fibich, Yonatan Warman

Department of Applied Mathematics, Tel Aviv University
fibich@tau.ac.il, warmany98@gmail.com

Abstract

We derive explicit expressions for the expected adoption and infection level in the Bass and SI models, respectively, on sparse Erdős-Rényi networks and on d -regular networks. These expressions are solutions of first-order ordinary differential equations, which are fairly easy to analyze. To prove that these expressions are exact, we show that the effect of cycles vanishes as the network size goes to infinity.

1 Introduction

Mathematical models of stochastic spreading on networks have found widespread applications across diverse fields of research. In epidemiology, these models simulate the propagation of infectious diseases within social networks [16]. In the social sciences, they provide a framework for analyzing the diffusion of innovations, ideas, and information within social networks [1, 15]. While stochastic spreading models have been widely applied, the relationship between the network structure and the dynamics of spreading processes is not well understood. To address this gap, researchers have sought to derive explicit analytical solutions for the spreading dynamics on different types of network structures, as such solutions can provide valuable insights into the key network features that drive or hinder the spreading.

In this study, we focus on two related network models: the Bass model and the Susceptible-Infected (SI) model. The Bass model describes the adoption of new products or innovations within a population. In this framework, all individuals start as non-adopters and can transition to becoming adopters due to two types of influences: External influences by mass media, and internal influences by individuals who have already adopted the product on their peers. The SI model is used to study the spreading of infectious diseases within a population. In this model, some individuals are initially infected (the "patient zero" cases), all subsequent infections occur through internal influences, whereby infected individuals transmit the disease to their susceptible peers, and infected individuals remain contagious indefinitely.

The final outcome of the Bass and SI models is straightforward — everyone adopts in the Bass model and everyone that can be reached from a patient zero will become infected. The key question is how fast does it take to get to the final outcome, or, more generally, what is the expected adoption/infection level in the population as a function of time. Exact explicit expressions for the expected adoption/infection level were obtained for dense networks (infinite homogeneous complete networks, infinite heterogeneous complete networks that consist of K homogeneous groups, percolated infinite complete networks) and for infinite sparse networks without cycles (homogeneous infinite lines, percolated infinite lines) [6, 8, 9, 10, 19]. The absence of cycles on sparse networks leads to a considerable simplification in the analysis. Indeed, Sharky et al. [20] demonstrated for the SIR model that when the network has a tree structure, the closure of the master (Kolmogorov)

equations at the level of triplets is exact. Kiss et al. [17] extended this approach to some special networks with cycles, such as star-triangle networks and networks with cycles of maximum size three.

In this paper, we obtain exact explicit solutions for the Bass and SI models on two types of infinite random networks: Sparse Erdős-Rényi networks and d -regular networks. Both networks are sparse, and contain cycles of any possible length, such that the number of cycles of length L increases exponentially with L . Our starting point are the master equations. We analyze these equations using two analytic tools: The *indifference principle* and the *funnel theorem*. The indifference principle identifies edges that can be added or deleted to the network without influencing the nonadoption probability of a given set of nodes, thereby allowing to compute a desired probability on a simpler network [12]. The funnel theorem relates the nonadoption probability of a node of degree d to the product of the d nonadoption probabilities in which the node is only influenced by one of its edges [11]. This relation is an equality when a node does not lie on any cycle, and a strict inequality when it does.

The explicit expression for the expected adoption/infection level on sparse Erdős-Rényi networks and d -regular networks can be computed under the assumption that one can neglect the effect of cycles, i.e., that the funnel relation is an equality for all nodes. We rigorously justify this assumption, by utilizing the upper bound of the funnel theorem, which shows that the effect of a cycle on the adoption probability of a node decays as $1/L^L$, where L is the cycle length. Therefore, although the number of cycles of length L increases exponentially with L , the super-exponential decay rate implies that the overall effect of cycles on the expected adoption/infection level goes to zero as the network size becomes infinite.

On sparse Erdős-Rényi networks, the analysis of the master equations leads to a single ODE for the expected adoption/infection level. We stress that this ODE is exact, and not an approximation. This ODE is fairly easy to analyze, and can be used to show e.g., that the expected adoption/infection level is monotonically decreasing in the average degree, even when the weight of the edges is inversely proportional to the average degree. This monotonicity implies that on any sparse Erdős-Rényi network, the expected adoption/infection level is bounded from below by that of a network of isolated nodes, and from above by a complete infinite network. In the case of the Bass model on sparse Erdős-Rényi networks, there is no phase transition, and all the nodes ultimately become adopters. The situation is different in the SI model on sparse Erdős-Rényi networks, where the final infection level as $t \rightarrow \infty$ is strictly below one. We derive an algebraic equation for the final infection level, and use it to show that there is no phase transition if the fraction of “patients zero” is held fixed as the population size becomes infinite. A phase transition, emerges, however, if the number of “patients zero” is held fixed as the population size becomes infinite.

The analysis of the master equations for d -regular networks uses a similar methodology, and also leads to a single ODE for the expected adoption/infection level. This ODE is also fairly easy to analyze. For example, one can use it to show that the expected adoption/infection level increases with d , even when the weights of the edges scales as $1/d$. We also compare the expected adoption/infection level on $2D$ -regular networks and on D -dimensional Cartesian networks, as this comparison reveals the difference in the spreading between a deterministic structure and a completely random one.

From a methodological perspective, the main contribution of this manuscript is the rigorous reduction of the infinite system of master equations into a single ODE. This derivation has two components: Justification that the effect of cycles vanishes as the network size become infinite, and the reduction of the infinite system of master equations into a single ODE. In this manuscript, we applied this methodology to the Bass and SI models on Erdős-Rényi networks and to d -regular networks. We believe that this approach has the potential to be extended to other types of sparse

networks with cycles (e.g., scale-free networks), to other models (e.g., SIS, SIR, Bass-SIR [16, 5]), to the Bass and SI models on hypernetworks [14], etc.

2 Bass/SI model on networks

We begin by introducing a single network model that combines the Bass model for the spreading of new products and the SI model for the spreading of epidemics. Consider a network \mathcal{N} with M individuals, denoted by $\mathcal{M} := \{1, \dots, M\}$. Let $X_j(t)$ denote the state of individual j at time t , so that

$$X_j(t) = \begin{cases} 1, & \text{if } j \text{ is adopter/infected at time } t, \\ 0, & \text{otherwise,} \end{cases} \quad j \in \mathcal{M}.$$

The initial conditions at $t = 0$ are stochastic,¹ so that

$$X_j(0) = X_j^0 \in \{0, 1\}, \quad j \in \mathcal{M}, \quad (2.1a)$$

where

$$\mathbb{P}(X_j^0 = 1) = I_j^0, \quad \mathbb{P}(X_j^0 = 0) = 1 - I_j^0, \quad I_j^0 \in [0, 1], \quad j \in \mathcal{M}, \quad (2.1b)$$

and

$$\text{the random variables } \{X_j^0\}_{j \in \mathcal{M}} \text{ are independent.} \quad (2.1c)$$

So long that j is susceptible, its adoption/infection rate at time t is

$$\lambda_j(t) = p_j + \sum_{k \in \mathcal{M}} q_{k,j} X_k(t), \quad j \in \mathcal{M}. \quad (2.1d)$$

Here, p_j is the rate of external influences by mass media on j , and $q_{k,j}$ is the rate of internal influences by k on j , provided that k is already an adopter/infected. Once j becomes an adopter/infected, it remains so at all later times.² Hence, as $\Delta t \rightarrow 0$,

$$\mathbb{P}(X_j(t + \Delta t) = 1 \mid \mathbf{X}(t)) = \begin{cases} \lambda_j(t) \Delta t, & \text{if } X_j(t) = 0, \\ 1, & \text{if } X_j(t) = 1, \end{cases} \quad j \in \mathcal{M}, \quad (2.1e)$$

where $\mathbf{X}(t) := \{X_j(t)\}_{j \in \mathcal{M}}$ is the state of the network at time t , and

$$\text{the random variables } \{X_j(t + \Delta t) \mid \mathbf{X}(t)\}_{j \in \mathcal{M}} \text{ are independent.} \quad (2.1f)$$

In the Bass model, there are no adopters when the product is first introduced into the market, and so $I_j^0 \equiv 0$. In the SI model, there are only internal influences for $t > 0$, and so $p_j \equiv 0$.

The quantity of most interest is the expected adoption/infection level at time t in network \mathcal{N}

$$f(t; \mathcal{N}) := \frac{1}{M} \sum_{j=1}^M f_j(t; \mathcal{N}), \quad (2.2)$$

where $f_j := \mathbb{P}(X_j = 1) = \mathbb{E}[X_j]$ in the adoption/infection probability of j .

¹Deterministic initial conditions are a special case where $I_j^0 \in \{0, 1\}$.

²i.e., the only admissible transition is $X_j = 0 \rightarrow X_j = 1$.

3 Bass/SI model on Erdős-Rényi networks

In this section, we analyze the Bass/SI model on infinite sparse ER networks.

3.1 Sparse Erdős-Rényi networks

Let $\mathcal{G}^{\text{ER}}(M, \frac{\lambda}{M})$ denote the set of all undirected graphs with M nodes, such that for any two nodes $k, j \in \mathcal{M}$, the edge between k and j exists with probability $\frac{\lambda}{M}$, independently of all other edges, where $0 < \lambda < \infty$. The average degree in $\mathcal{G}^{\text{ER}}(M, \frac{\lambda}{M})$ is

$$\mathbb{E}_{\mathcal{G}}[\text{degree}(j)] = \frac{\lambda(M-1)}{M}, \quad j \in \mathcal{M}. \quad (3.1)$$

Consider a graph $G \in \mathcal{G}^{\text{ER}}(M, \frac{\lambda}{M})$, let $\mathbf{E} = (e_{k,j})$ denote its adjacency matrix, let all the nodes have weight p , and all the edges have weight $\frac{q}{\lambda}$.³ The corresponding ER network, denoted by $\mathcal{N}^{\text{ER}}(G)$, is

$$p_j \equiv p, \quad q_{k,j} = \frac{q}{\lambda} e_{k,j}, \quad k, j \in \mathcal{M}. \quad (3.3a)$$

In addition, let all the nodes have the initial condition

$$I_j^0 \equiv I^0, \quad j \in \mathcal{M}. \quad (3.3b)$$

We assume that the parameters satisfy

$$0 \leq I^0 < 1, \quad q > 0, \quad p \geq 0, \quad (3.3c)$$

and

$$I^0 > 0 \quad \text{or} \quad p > 0. \quad (3.3d)$$

Specifically, in the Bass model $p > 0$ and $I^0 = 0$, and in the SI model $p = 0$ and $0 < I^0 < 1$.

The expected adoption/infection level in the network \mathcal{N}^{ER} is $f(t; \mathcal{N}^{\text{ER}})$, see (2.2). The average of f over all ER networks in $\mathcal{G}^{\text{ER}}(M, \frac{\lambda}{M})$ is

$$\mathbb{E}_{\mathcal{G}}[f](t) := \sum_{G \in \mathcal{G}^{\text{ER}}(M, \frac{\lambda}{M})} \mathbb{P}^{\text{ER}}(G) f(t; \mathcal{N}^{\text{ER}}(G)), \quad \mathbb{P}^{\text{ER}}(G) = \left(\frac{\lambda}{M}\right)^{L(G)} \left(1 - \frac{\lambda}{M}\right)^{\binom{M}{2} - L(G)}, \quad (3.4)$$

where $\mathbb{P}^{\text{ER}}(G)$ is the probability of the graph G in $\mathcal{G}^{\text{ER}}(M, \frac{\lambda}{M})$, and $L(G)$ is the number of edges in G .

3.2 Theoretical results

The first main result of this manuscript is the explicit calculation of the expected adoption/infection level $f^{\text{ER}} := \lim_{M \rightarrow \infty} \mathbb{E}_{\mathcal{G}}[f]$ on infinite sparse ER networks. We stress that *this result is exact*, and does not involve any approximation.

³The normalization by λ is chosen so that the sum of the edges weights remains unchanged as λ varies, i.e.,

$$\mathbb{E}_{\mathcal{G}} \left[\sum_{k=1}^M \sum_{j=1}^M q_{k,j} \right] = \frac{q}{\lambda} \mathbb{E}_{\mathcal{G}} \left[\sum_{k=1}^M \sum_{j=1}^M e_{k,j} \right] = \frac{q}{\lambda} \mathbb{E}_{\mathcal{G}} \left[\sum_{k=1}^M \text{deg}(k) \right] = \frac{q}{\lambda} \lambda(M-1) \equiv (M-1)q. \quad (3.2)$$

Theorem 3.1. *The expected adoption/infection level in the Bass/SI model (2.1,3.3) on sparse infinite ER networks is given by*

$$f^{\text{ER}}(t; p, q, \lambda, I^0) = 1 - (1 - I^0)e^{-pt - \lambda(1-y(t))}, \quad t \geq 0, \quad (3.5a)$$

where $y(t)$ is the solution of the equation

$$\frac{dy}{dt} = \frac{q}{\lambda} \left(-y + (1 - I^0)e^{-pt - \lambda(1-y)} \right), \quad t \geq 0, \quad y(0) = 1. \quad (3.5b)$$

Proof. See Section 5. □

As λ increases, the average degree increases, see (3.1), but the weight of the edges decreases, see (3.3a), so that the sum of the edges weights remains unchanged, see (3.2). Therefore, it is not obvious whether $f^{\text{ER}}(t; \lambda)$ should increase or decrease with λ . The explicit expression (3.5) enables us to prove that f^{ER} increases with λ :

Lemma 3.1. *Let $t > 0$. Then $f^{\text{ER}}(t; \lambda)$ is monotonically increasing in λ .*

Proof. See Appendix A. □

We can utilize the monotonicity of f^{ER} in λ to obtain tight lower and upper bounds for the expected adoption/infection level in all sparse ER networks:

Lemma 3.2. *Consider the Bass/SI model (2.1,3.3) on infinite sparse ER networks.*

1. *When $\lambda = 0$, the expected/infection adoption level is the same as on networks of isolated nodes, i.e.,*

$$f^{\text{ER}}(t; p, q, I^0, \lambda = 0) = f^{\text{isolated}}(t; p, I^0), \quad f^{\text{isolated}} := I^0 + (1 - I^0)(1 - e^{-pt}). \quad (3.6)$$

2. *$\lim_{\lambda \rightarrow \infty} f^{\text{ER}}(t; p, q, I^0, \lambda) = f^{\text{compart}}(t; p, q, I^0)$, where f^{compart} is the expected adoption/infection level in the compartmental Bass/SI model*

$$\frac{df}{dt} = (1 - f)(p + qf), \quad f(0) = I^0. \quad (3.7)$$

3. *For $0 < \lambda < \infty$,*

$$f^{\text{isolated}}(t; p, I^0) < f^{\text{ER}}(t; p, q, I^0, \lambda) < f^{\text{compart}}(t; p, q, I^0), \quad t > 0. \quad (3.8)$$

Proof. See Appendix B. □

The $\lambda \rightarrow \infty$ limit is intuitive, since f^{compart} is the limit as $M \rightarrow \infty$ of the expected adoption/infection level on complete homogeneous networks as the degree of the nodes goes to infinity and the weight of the edges goes to zero [8, 19]. This is also the case for sparse ER networks, where the weight of the edges $\frac{q}{\lambda}$ goes to zero and the average degree goes to infinity as $\lambda \rightarrow \infty$.

3.2.1 Bass model on sparse Erdős-Rényi networks

The Bass model on sparse ER networks is given by (2.1,3.3) with $p > 0$ and $I^0 = 0$. By Theorem 3.1, the expected adoption level $f_{\text{Bass}}^{\text{ER}}(t) := f^{\text{ER}}(t; I^0 = 0)$ is given by

$$f_{\text{Bass}}^{\text{ER}}(t) = 1 - e^{-pt - \lambda(1 - y_{\text{Bass}}(t))}, \quad t \geq 0, \quad (3.9a)$$

where $y_{\text{Bass}}(t) := y(t; I^0 = 0)$ is the solution of the equation

$$\frac{dy}{dt} = -\frac{q}{\lambda} \left(y - e^{-pt - \lambda(1-y)} \right), \quad t > 0, \quad y(0) = 1. \quad (3.9b)$$

By Lemma 3.1, $f_{\text{Bass}}^{\text{ER}}(t)$ is monotonically increasing in λ , and by Lemma 3.2,

$$1 - e^{-pt} < f_{\text{Bass}}^{\text{ER}}(t) < \frac{1 - e^{-(p+q)t}}{1 + \frac{q}{p}e^{-(p+q)t}}, \quad t > 0, \quad 0 < \lambda < \infty.$$

Note that the upper bound $\frac{1 - e^{-(p+q)t}}{1 + \frac{q}{p}e^{-(p+q)t}}$ is the expected adoption level in the compartmental Bass model [2].

Using the explicit solution (3.9), we can show that $f_{\text{Bass}}^{\text{ER}}(t)$ increases monotonically with time, and that all the network nodes become adopters as $t \rightarrow \infty$:

Lemma 3.3. *The expected adoption level $f_{\text{Bass}}^{\text{ER}}(t)$ is monotonically increasing in t from $f_{\text{Bass}}^{\text{ER}}(0) = 0$ to $f_{\text{Bass}}^{\text{ER}}(\infty) = 1$.*

Proof. See Appendix C. □

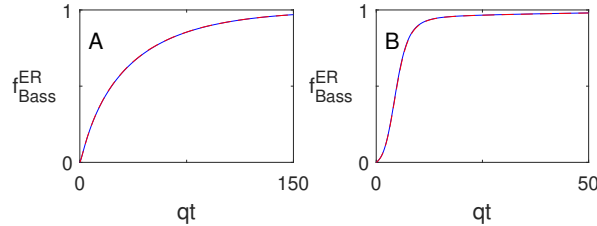


Figure 1: The expected adoption level $f_{\text{Bass}}^{\text{ER}}$ in the Bass model (2.1,3.3) on sparse infinite ER networks. Dashed orange line is the numerical solution with $M = 2000$ nodes, averaged over 100 simulations. Solid blue line is the explicit expression (3.9). The two curves are indistinguishable. Here $I^0 = 0$, $p = 0.001$, and $q = 0.05$. (A) $\lambda = \frac{1}{2}$. (B) $\lambda = 3$.

Figure 1 illustrates the numerical agreement between the expected adoption level in simulations of the Bass model on sparse ER networks, and the explicit expression (3.9). Although $p \ll q$ in these simulations, the adoption curve $f_{\text{Bass}}^{\text{ER}}(t)$ is concave when $\lambda = \frac{1}{2}$, which indicates that the adoption process is primarily driven by external influences. This is because when $\lambda = \frac{1}{2}$, the fraction of isolated nodes is $\mathbb{P}_{\text{deg}}(0) = e^{-\frac{1}{2}} \approx 60\%$, and so most of the adoptions are external. When $\lambda = 3$, however, $X(\lambda = 3) \approx 94\%$ of the nodes belong to the giant component. Since, in addition, $q \gg p$, most of the adoptions are internal. Hence, $f_{\text{Bass}}^{\text{ER}}$ has an S-shape.

In Figure 2 we plot the half-life $T_{1/2}^{\text{ER}}(p, q, \lambda)$ in infinite sparse ER networks, which is the time where half of the population adopted the product, and observe that it decreases (i.e., the spreading

becomes faster) as λ increases, in agreement with Lemma 3.1. Note that *there is no phase transition at $\lambda = 1$* . This is because in the Bass model, the adoption process depends on local properties of the network structure [6], and these properties do not undergo a phase transition at $\lambda = 1$. A phase transition can occur at $\lambda = 1$ when the spreading depends on global properties of the network structure, such as connectivity or average distance between nodes. Indeed, this can be the case in the SI model on sparse ER networks, see

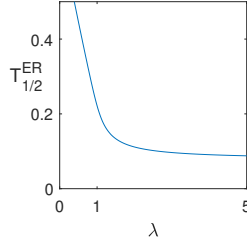


Figure 2: The half-life in the Bass model (2.1,3.3) on sparse infinite ER networks, as a function of λ . Here $I^0 = 0$, $p = 0.001$, and $q = 0.05$.

3.2.2 SI model on sparse Erdős-Rényi networks

The SI model on sparse ER networks is given by (2.1,3.3) with $p = 0$ and $0 < I^0 < 1$. By Theorem 3.1, the expected infection level $f_{\text{SI}}^{\text{ER}}(t) := f^{\text{ER}}(t; p = 0)$ is given by

$$f_{\text{SI}}^{\text{ER}}(t; q, I^0, \lambda) = 1 - (1 - I^0)e^{-\lambda(1 - y_{\text{SI}}(t))}, \quad t \geq 0, \quad (3.10a)$$

where $y_{\text{SI}}(t) := y(t; p = 0)$ is the solution of the equation

$$\frac{dy}{dt} = -\frac{q}{\lambda} \left(y - (1 - I^0)e^{-\lambda(1-y)} \right), \quad t > 0, \quad y(0) = 1. \quad (3.10b)$$

By Lemma 3.1, $f_{\text{SI}}^{\text{ER}}(t)$ is monotonically increasing in λ , and by Lemma 3.2,

$$I^0 < f_{\text{SI}}^{\text{ER}}(t) < \frac{1}{1 + (\frac{1}{I^0} - 1)e^{-qt}}, \quad t > 0, \quad 0 < \lambda < \infty.$$

Note that the upper bound $\frac{1}{1 + (\frac{1}{I^0} - 1)e^{-qt}}$ is the expected infection level in the compartmental SI model.

Figure 3 confirms the numerical agreement between simulations of the SI model on sparse ER networks and the explicit expression (3.10) for $f_{\text{SI}}^{\text{ER}}$. *The most notable difference from the Bass model is that a positive fraction of the population does not become infected as $t \rightarrow \infty$* . Indeed, we can use the explicit expression (3.10) to show that the limiting infection level f_{SI}^{∞} is strictly below one:

Lemma 3.4. *The expected infection level $f_{\text{SI}}^{\text{ER}}(t)$ in the SI model on sparse infinite ER networks is monotonically increasing in t from $f_{\text{SI}}^{\text{ER}}(0) = I^0$ to $f_{\text{SI}}^{\infty} := \lim_{t \rightarrow \infty} f_{\text{SI}}^{\text{ER}}(t)$, where $0 < f_{\text{SI}}^{\infty} < 1$. Furthermore, f_{SI}^{∞} is the unique solution in $(0, 1)$ of*

$$f_{\text{SI}}^{\infty} = 1 - (1 - I^0)e^{-\lambda f_{\text{SI}}^{\infty}}. \quad (3.11)$$

Proof. See Appendix D. □

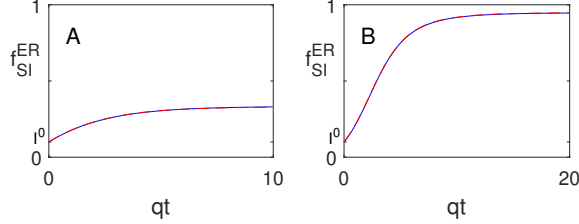


Figure 3: The expected infection level $f_{\text{SI}}^{\text{ER}}$ in the SI model (2.1,3.3) on sparse infinite ER networks. Dashed orange line is the numerical solution with $M = 2000$ nodes, averaged over 100 simulations. Solid blue line is the explicit expression (3.10). Here $I^0 = 0.1$ $p = 0$, and $q = 0.05$. (A) $\lambda = 0.9$. (B) $\lambda = 3$.

Recall that if the largest connected component of a sparse infinite ER network contains a positive fraction of the nodes, it is called the *giant component*. Let $X = X(\lambda)$ denote the fraction of nodes in the giant component. Then X satisfies the equation

$$X = 1 - e^{-\lambda X}. \quad (3.12)$$

When $0 \leq \lambda \leq 1$, the only solution of (3.12) is $X(\lambda) \equiv 0$, and so there is no giant component. When $\lambda > 1$, however, eq. (3.12) also admits a positive solution, which is the size of the giant component. See e.g., [1, 18] for further details and proofs.

In Figure 4 we plot the final fraction f_{SI}^{∞} of infected nodes as a function of λ . When $I^0 = 0.1$, there is no phase transition at $\lambda = 1$. As we let $I^0 \rightarrow 0+$, however, a phase transition emerges. Indeed, we have

Corollary 3.1. *Let $0 < \lambda < \infty$. Then $\lim_{I^0 \rightarrow 0} f_{\text{SI}}^{\infty}(q, I^0, \lambda) = X(\lambda)$, where X is the solution of (3.12) which is positive for $\lambda > 1$.*

Proof. See Appendix E. □

Thus, a phase transition occurs if we hold the number of initially-infected nodes constant and let $M \rightarrow \infty$, but not if we hold the fraction of initially-infected nodes constant and let $M \rightarrow \infty$.

Corollary 3.1 shows that *as $I^0 \rightarrow 0$, the only nodes that become infected are those that belong to the giant component*. Indeed, the nodes that are not in the giant component belong to small clusters that have a vanishing probability to include a patient zero as $I^0 \rightarrow 0$. Corollary 3.1 is illustrated numerically in Figure 4D, where the plot of $f_{\text{SI}}^{\infty}(\lambda)$ for $I^0 = 0.0001$ is indistinguishable from that of $X(\lambda)$.

4 Bass/SI model on d -regular networks

In this section, we analyze the Bass/SI model on d -regular networks.

4.1 d -regular networks

A graph is called “ d -regular”, if the degree of all its nodes is equal to d . The family $\mathcal{G}_{M,d}^{\text{regular}}$ of random d -regular graphs consists of all d -regular graphs with M nodes, such that the probability of any graph in $\mathcal{G}_{M,d}^{\text{regular}}$ is the same. Consider a graph $G \in \mathcal{G}_{M,d}^{\text{regular}}$, let $\mathbf{E} = (e_{k,j})$ denote its adjacency

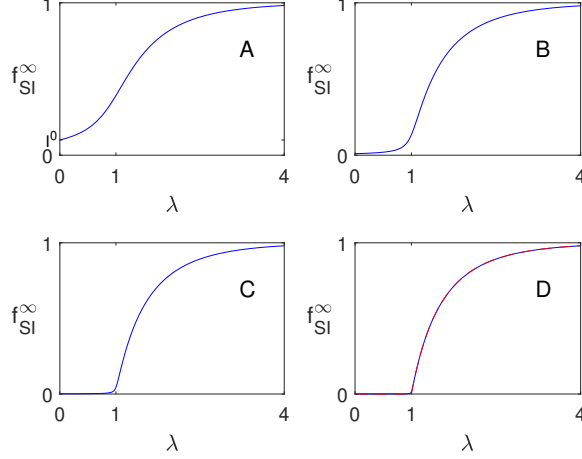


Figure 4: Final fraction of infected individuals in the SI model on infinite sparse ER networks, as a function of λ , see (3.11). The initial fraction of infected is: (A) $I^0 = 0.1$, (B) $I^0 = 0.01$. (C) $I^0 = 0.001$. (D) $I^0 = 0.0001$. The dashed orange curve is $X(\lambda)$, see (3.12). The two curves are indistinguishable.

matrix, let all the nodes have weight p , and all the edges have weight $\frac{q}{d}$.⁴ The corresponding d -regular network, denoted by $\mathcal{N}^{d\text{-reg}} = \mathcal{N}^{d\text{-reg}}(G)$, is

$$p_j \equiv p, \quad q_{k,j} = \frac{q}{d} e_{k,j}, \quad k, j \in \mathcal{M}. \quad (4.2a)$$

In addition, let all the nodes have the initial condition

$$I_j^0 \equiv I^0, \quad j \in \mathcal{M}. \quad (4.2b)$$

We assume that the parameters satisfy

$$0 \leq I^0 < 1, \quad q > 0, \quad p \geq 0, \quad (4.2c)$$

and

$$I^0 > 0 \quad \text{or} \quad p > 0. \quad (4.2d)$$

The expected adoption/infection level in network $\mathcal{N}^{d\text{-reg}}$ is $f(t; \mathcal{N}^{d\text{-reg}}) := \frac{1}{M} \sum_{j=1}^M f_j(t; \mathcal{N}^{d\text{-reg}})$, and the average of f over all d -regular networks is $\mathbb{E}_{\mathcal{G}_{M,d}^{\text{regular}}}[f]$.

4.2 Theoretical results

The second main result of this manuscript is the explicit calculation of the expected adoption/infection level on infinite d -regular networks. This result is also exact, and does not involve any approximation.

⁴The normalization by d is chosen so that the sum of the edges weights of each node remains unchanged as d varies, i.e.,

$$\sum_{k=1}^M q_{k,j} = \frac{q}{d} \sum_{k=1}^M e_{k,j} = q, \quad j \in \mathcal{M}. \quad (4.1)$$

Theorem 4.1. *Let*

$$f^{\text{d-reg}}(t) := \lim_{M \rightarrow \infty} \mathbb{E}_{\mathcal{G}_M^{\text{d-reg}}} [f] \quad (4.3)$$

denote the expected adoption/infection level in the Bass/SI model (2.1,4.2) on $\lim_{M \rightarrow \infty} \mathcal{G}_M^{\text{d-reg}}$. Then

$$f^{\text{d-reg}} = 1 - [S^{\text{d-reg}}], \quad (4.4a)$$

where $[S^{\text{d-reg}}]$ is the solution of the equation

$$\frac{d[S]}{dt} = -[S] \left(p + q \left(1 - \left(\frac{[S]}{e^{-pt}(1-I^0)} \right)^{-\frac{2}{d}} [S] \right) \right), \quad [S](0) = 1 - I^0. \quad (4.4b)$$

Proof. See Section 6. □

The availability of the explicit expression (4.4) enables us to show that $f^{\text{d-reg}}(t)$ is monotonically increasing in d . This result is not obvious, since as d increases each node can be influenced by more nodes, but the influence rate of each of these nodes becomes weaker, so that the sum of the edges weights of each node remains unchanged, see (4.1).

Lemma 4.1. *Let $t > 0$. Then $f^{\text{d-reg}}(t)$ is monotonically increasing in d .*

Proof. See Appendix F. □

Lemma 4.1 is of the same spirit as Lemma 3.1. Together, they show that, roughly speaking, *few strong links lead to a lower adoption/infection level than numerous strong ones.*

We can utilize the monotonicity of $f^{\text{d-reg}}$ in d to obtain tight lower and upper bounds for the expected adoption/infection level in all d -regular networks:

Lemma 4.2. *Consider the Bass/SI model (2.1,4.2) on infinite d -regular networks.*

1. *When $d = 2$, the expected adoption level is the same as on infinite circles/lines, i.e.,*

$$f^{2\text{-regular}}(t; p, q, I^0) \equiv f^{1\text{D}}(t; p, q, I^0), \quad (4.5)$$

where

$$f^{1\text{D}} := \begin{cases} 1 - (1 - I^0) e^{-(p+q)t + q(1-I^0) \frac{1-e^{-pt}}{p}}, & \text{if } p > 0, \\ 1 - (1 - I^0) e^{-qI^0 t}, & \text{if } p = 0. \end{cases} \quad (4.6)$$

2. $\lim_{d \rightarrow \infty} f^{\text{d-reg}}(t; p, q, I^0) = f^{\text{compart}}(t; p, q, I^0)$, *where f^{compart} is the expected adoption/infection level in the compartmental Bass/SI model (3.7).*

3. *For $d = 2, 3, \dots$,*

$$f^{1\text{D}}(t; p, q, I^0) \leq f^{\text{d-reg}}(t; p, q, I^0) < f^{\text{compart}}(t; p, q, I^0), \quad t > 0. \quad (4.7)$$

Proof. See Appendix G. □

The result for 2-regular networks is to be expected, since 2-regular networks are collections of disjoint cycles, whose average size goes to infinity as $M \rightarrow \infty$. The $d \rightarrow \infty$ limit is also intuitive, since f^{compart} is the limit as $M \rightarrow \infty$ of the expected adoption/infection level on complete networks as the degree of the nodes goes to infinity and the weight of the edges goes to zero [8, 19].

Figures 5 and 6 illustrate the numerical agreement between the explicit expression (4.4) for $f^{\text{d-reg}}(t)$ and simulations of the Bass and SI models, respectively, on d -regular networks. The d -regular graphs in these simulations were generated using the algorithm of Steger and Wormald [21]. Figure 7 confirms the predictions of Lemma 4.1 that $f^{\text{d-reg}}(t)$ is monotonically increasing in d , and that it approaches $f^{\text{compart}}(t)$ as $d \rightarrow \infty$.

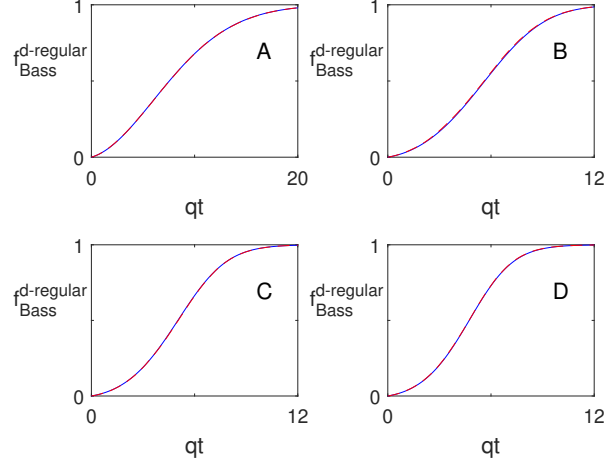


Figure 5: The expected adoption level in the Bass model on d -regular networks. The dashed line is the numerical solution of (2.1,4.2) with $M = 10,000$ nodes, averaged over 10 simulations. The solid line is the explicit expression (4.4). Here $p = 0.001$, $q = 0.05$, and $I^0 = 0$. A) $d = 2$. B) $d = 3$. C) $d = 4$. D) $d = 5$.

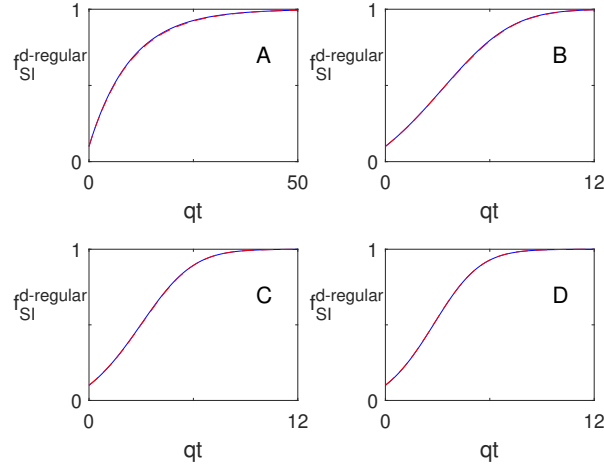


Figure 6: Same as Figure 5 for the SI model. Here $p = 0$, $q = 0.05$, and $I^0 = 0.1$.

4.3 Comparison of d -regular and Cartesian networks

Let $f^D(t)$ denote the expected adoption/infection level in the Bass/SI model on infinite D -dimensional Cartesian networks \mathbb{Z}^D , where each node is connected to its $2D$ nearest neighbors and the weight of all the edges is $\frac{q}{2D}$. It is instructive to compare $f^D(t)$ with $f^{2D\text{-reg}}(t)$, since in both networks all the nodes have the same degree and all the edges have the same weight. Therefore, this comparison reveals *the difference in the spreading between a deterministic Cartesian structure and a completely random one*. Note that this difference also provides an upper bound for the effect of adding a *small-worlds structure* [22] to a Cartesian network.

The two adoption levels are identical when $D = 1$ and as $D \rightarrow \infty$, see Lemma 4.2, i.e.,

$$f^{2\text{-regular}}(t) = f^{1D}(t), \quad \lim_{d \rightarrow \infty} f^{d\text{-reg}}(t) = f^{\text{compart}}(t) = \lim_{D \rightarrow \infty} f^D(t). \quad (4.8)$$

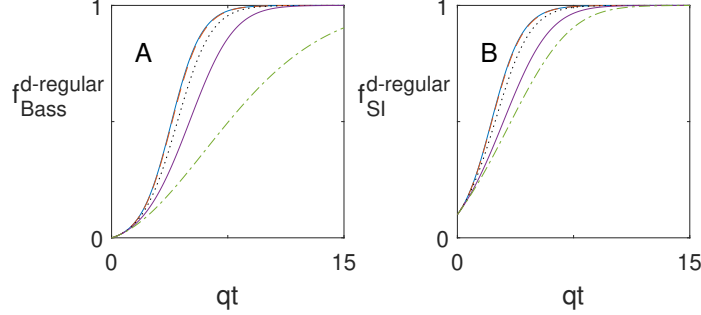


Figure 7: The expected adoption/infection level $f^{d\text{-reg}}(t)$ in the Bass/SI model (2.1,4.2) on d -regular networks, for $d = 2$ (dash-dot), $d = 4$ (solid), $d = 10$ (dots), and $d = 100$ (dashes). The $d = 100$ curve is nearly indistinguishable from $f^{\text{compart.}}$ (solid), see (3.7). A) Bass model with $p = 0.001$, $I^0 = 0$, and $q = 0.05$. B) SI model with $p = 0$, $q = 0.05$, and $I^0 = 0.1$.

Numerical simulations (Figures 8 and 9) suggest that for $1 < D < \infty$,

$$f^{2D\text{-reg}}(t) > f^D(t), \quad t > 0.$$

This result is intuitive. Indeed, the creation of external adopters/infected on both networks is identical. Any external adopter/infected evolves into a cluster of adopters/infected through internal influences. On Cartesian networks, the cluster roughly expands as a D -dimensional sphere [6]. This is not the case on d -regular networks, since there is no spatial correlation between the cluster nodes (beyond the edges along which it expands). As a result, the cluster nodes in a Cartesian network are less likely to be in direct contact with susceptible nodes than the cluster nodes in a d -regular network. Hence, the expansion rate of clusters on d -regular networks is faster than on D -dimensional networks.

Figures 8 and 9 also show that the difference between f^D and $f^{2D\text{-reg}}$ decays as $D \rightarrow 1$ and as $D \rightarrow \infty$, in accordance with (4.8). The difference between f^D and $f^{2D\text{-reg}}$ increases as $\frac{p}{q}$ and/or I^0 decrease (data not shown), since under these parameters changes the internal influences become more dominant than the external ones, and so the network structure has a larger effect of the spreading.

5 Explicit calculation of f^{ER}

In this section we provide a proof of Theorem 3.1.

5.1 Preliminaries

We first recall some results on sparse ER networks, and derive an estimate for the number of cycles of length L . Let

$$d_j := \text{degree}(j), \quad j \in \mathcal{M}.$$

The degree distribution in $\mathcal{G}^{\text{ER}}(M, \frac{\lambda}{M})$ is

$$\mathbb{P}_{\text{deg}}^M(d) := \mathbb{P}(d_j = d) = \binom{M-1}{d} \left(\frac{\lambda}{M}\right)^d \left(1 - \frac{\lambda}{M}\right)^{M-1-d}, \quad d = 0, \dots, M-1. \quad (5.1)$$

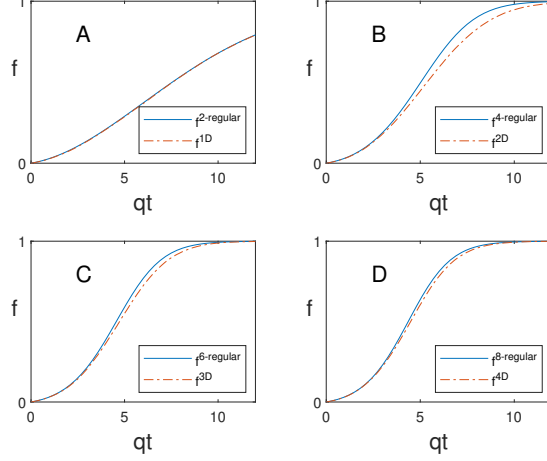


Figure 8: The expected adoptions levels f_{Bass}^D (dash-dot) and $f_{\text{Bass}}^{2D\text{-reg}}$ (solid) in the Bass model on D -dimensional Cartesian networks and on $2D$ -regular networks. Here $p = 0.002$, $q = 0.1$, and $I^0 = 0$. A) $D = 1$. B) $D = 2$. C) $D = 3$. D) $D = 4$.

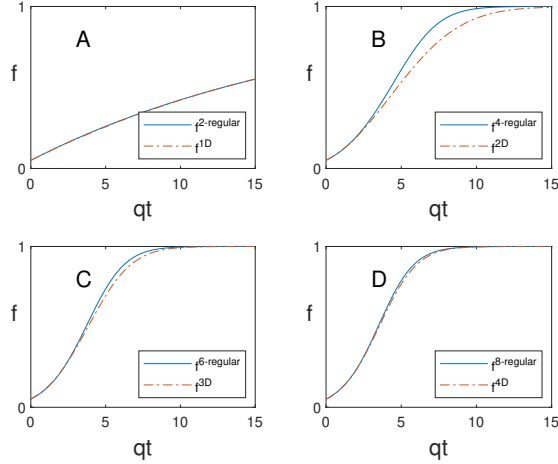


Figure 9: Same as Figure 8 for the SI model. Here $p = 0$, $q = 0.1$, and $I^0 = 0.05$.

As $M \rightarrow \infty$, it approaches the Poisson distribution

$$\mathbb{P}_{\text{deg}}(d) := \lim_{M \rightarrow \infty} \mathbb{P}_{\text{deg}}^M(d) = \frac{\lambda^d}{d!} e^{-\lambda}, \quad d = 0, 1, \dots \quad (5.2)$$

Let $j \in \mathcal{M}$, and let $c_L(j; G)$ denote the number of cycles of size L that go through node j in a graph G . The expected number of cycles of size L that go through node j , given that its degree is equal to d , is

$$C_L^d := \mathbb{E}_{\mathcal{G}(M, \frac{\lambda}{M})} [c_L(j; G) \mid d_j = d], \quad d = 2, 3, \dots \quad (5.3)$$

Since the family $\mathcal{G}(M, \frac{\lambda}{M})$ is invariant under permutations of the nodes, C_L^d is independent of j . Therefore, C_L^d is also the expected number of cycles of size L that go through nodes of degree d .

Lemma 5.1. *Let $L \in \{3, \dots, M\}$. Then*

$$C_L^d < \frac{\kappa_{L,d}^{\text{ER}}}{M}, \quad \kappa_{L,d}^{\text{ER}} := \frac{d(d-1)}{2} \lambda^{L-2}. \quad (5.4)$$

In addition, if we fix L and let $M \rightarrow \infty$, then

$$C_L^d \sim \frac{\kappa_{L,d}^{\text{ER}}}{M}, \quad M \rightarrow \infty. \quad (5.5)$$

Proof. See Section H. □

5.2 $\overline{[S^\infty]} = \sum_{d=0}^{\infty} \mathbb{P}_{\text{deg}}(d) \overline{[S_{B_d}^\infty]}$

The expected susceptibility level in the network $\mathcal{N}^{\text{ER}} = \mathcal{N}^{\text{ER}}(G)$ is

$$[S](t; \mathcal{N}^{\text{ER}}) := 1 - f(t; \mathcal{N}^{\text{ER}}) = \frac{1}{M} \sum_{m=1}^M [S_m](t; \mathcal{N}^{\text{ER}}), \quad [S_m] := 1 - f_m.$$

The average of $[S]$ over all the networks in $\mathcal{G}(M, \frac{\lambda}{M})$ is denoted by, see (3.4),

$$\overline{[S]}(t) := \mathbb{E}_{\mathcal{G}(M, \frac{\lambda}{M})} [[S](t; \mathcal{N}^{\text{ER}})]. \quad (5.6)$$

Lemma 5.2. *For any $j \in \mathcal{M}$,*

$$\overline{[S]}(t) = \mathbb{E}_{\mathcal{G}(M, \frac{\lambda}{M})} [[S_j](t; \mathcal{N}^{\text{ER}})]. \quad (5.7)$$

Proof. The family $\mathcal{G}(M, \frac{\lambda}{M})$ of sparse ER networks is invariant under permutations of the nodes.

Therefore, $\mathbb{E}_{\mathcal{G}} [[S_m]]$ is independent of m , and so $\overline{[S]} = \mathbb{E}_{\mathcal{G}} [[S]] = \mathbb{E}_{\mathcal{G}} \left[\frac{1}{M} \sum_{m=1}^M [S_m] \right] = \frac{1}{M} \sum_{m=1}^M \mathbb{E}_{\mathcal{G}} [[S_m]] = \mathbb{E}_{\mathcal{G}} [[S_j]]$. □

Thus, $\overline{[S]}$ is also the expected susceptibility level of a node. We can similarly define the conditional expected susceptibility level of a node, given that its degree is d , i.e.,

$$\overline{[S_{B_d}]} := \mathbb{E}_{\mathcal{G}(M, \frac{\lambda}{M})} [[S_j] \mid d_j = d]. \quad (5.8)$$

Since $\mathcal{G}(M, \frac{\lambda}{M})$ is invariant under permutations of the nodes, $\overline{[S_{B_d}]}$ is independent of j .

Let

$$\overline{[S^\infty]} := \lim_{M \rightarrow \infty} \overline{[S]}, \quad \overline{[S_{B_d}^\infty]} := \lim_{M \rightarrow \infty} \overline{[S_{B_d}]}. \quad (5.9)$$

Since $f^{\text{ER}} = 1 - \overline{[S^\infty]}$, it is enough to compute $\overline{[S^\infty]}$. To do that, we first prove

Lemma 5.3. *Consider the Bass/SI model (2.1,3.3) on $\lim_{M \rightarrow \infty} \mathcal{G}(M, \frac{\lambda}{M})$. Then*

$$\overline{[S^\infty]}(t) = \sum_{d=0}^{\infty} \mathbb{P}_{\text{deg}}(d) \overline{[S_{B_d}^\infty]}(t), \quad (5.10)$$

where $\mathbb{P}_{\text{deg}}(d)$ is given by (5.2).

Proof. By the law of total expectation, and using (5.7) and (5.8),

$$\overline{[S]} = \mathbb{E}_{\mathcal{G}(M, \frac{\lambda}{M})} [[S_j]] = \sum_{d=0}^{M-1} \mathbb{P}(d_j = d) \mathbb{E}_{\mathcal{G}(M, \frac{\lambda}{M})} [[S_j] \mid d_j = d] = \sum_{d=0}^{M-1} \mathbb{P}(d_j = d) \overline{[S_{B_d}]}$$

Since $\mathbb{P}(d_j = d) = \mathbb{P}_{\text{deg}}^M(d)$, letting $M \rightarrow \infty$ and using (5.2) and (5.9) yields the result. □

5.3 Vanishing effect of cycles

We recall the *Funnel Theorem* for undirected networks:

Theorem 5.1 ([11]). *Consider the Bass/SI model (2.1) on an undirected network \mathcal{N} , in which all the nodes have weight p and initial condition I^0 , and all the edges have weight q . Let $j \in \mathcal{M}$, such that $d_j := \text{degree}(j) \geq 2$, and denote by $\{k_i\}_{i=1}^{d_j}$ the nodes that are connected to j . For $i = 1, \dots, d_j$, define the network \mathcal{N}^{k_i, p_j} by deleting in \mathcal{N} all the edges of j , except for the edge $j \leftrightarrow k_i$, and denote $[S_j^{k_i, p_j}] := [S_j](t; \mathcal{N}^{k_i, p_j})$. Define also the network \mathcal{N}^{p_j} by deleting in \mathcal{N} all the edges of j , and denote $[S_j^{p_j}] := [S_j](t; \mathcal{N}^{p_j})$.*

- If j does not belong to any cycle in \mathcal{N} , then

$$[S_j] = \frac{\prod_{i=1}^{d_j} [S_j^{k_i, p_j}]}{([S_j^{p_j}])^{d_j-1}}, \quad \text{(funnel equality)} \quad (5.11)$$

where

$$[S_j^{p_j}] = (1 - I^0)e^{-pt}. \quad (5.12)$$

- If j belongs to the N_j cycles $\{C_n\}_{n=1}^{N_j}$, then

$$0 < [S_j] - \frac{\prod_{i=1}^{d_j} [S_j^{k_i, p_j}]}{([S_j^{p_j}])^{d_j-1}} < [S_j^{p_j}] \sum_{n=1}^{N_j} E(t; L_n), \quad t > 0, \quad \text{(funnel inequality)} \quad (5.13)$$

where L_n is the number of nodes of C_n , and $E(t; L_n)$ satisfies the bounds

$$E(t; L) \leq 2(1 - I^0)e^{-(p+q)t} \left(\frac{eqt}{\lfloor \frac{L+1}{2} \rfloor} \right)^{\lfloor \frac{L+1}{2} \rfloor}, \quad 0 \leq t < \frac{1}{q} \left\lfloor \frac{L+1}{2} \right\rfloor, \quad (5.14a)$$

and

$$E(t; L) \leq 2(1 - I^0) \left(\frac{q}{p+q} \right)^{\lfloor \frac{L+1}{2} \rfloor}, \quad t \geq 0. \quad (5.14b)$$

The following lemma shows that the effect of cycles on ER networks becomes negligible as $M \rightarrow \infty$, so that one can effectively compute $\overline{[S_{B_d}^\infty]}$ using the funnel equality:

Lemma 5.4. *Let $\overline{[S_{B_d}^\infty]}$ be given by (5.8,5.9). Then*

$$\overline{[S_{B_d}^\infty]} = \lim_{M \rightarrow \infty} \mathbb{E}_{\mathcal{G}(M, \frac{\lambda}{M})} \left[\frac{\prod_{i=1}^d [S_j^{k_i, p_j}]}{([S_j^{p_j}])^{d-1}} \mid d_j = d \right], \quad d = 2, 3, \dots \quad (5.15)$$

Proof. Let $j \in B_d$ and denote $\tilde{q} := \frac{q}{\lambda}$. Fix $t > 0$, and let $L^0 = L^0(t) := \lceil 2\tilde{q}t - 1 \rceil$. By Theorem 5.1, and since $[S_j^{p_j}] \leq 1$, see (5.12),

$$0 \leq [S_j] - \frac{\prod_{i=1}^d [S_j^{k_i, p_j}]}{([S_j^{p_j}])^{d-1}} \leq 2 \sum_{L=3}^{L^0(t)} c_L(j) \left(\frac{\tilde{q}}{p+\tilde{q}} \right)^{\lfloor \frac{L+1}{2} \rfloor} + 2 \sum_{L=L^0(t)+1}^M c_L(j) e^{-(p+\tilde{q})t} \left(\frac{e\tilde{q}t}{\lfloor \frac{L+1}{2} \rfloor} \right)^{\lfloor \frac{L+1}{2} \rfloor},$$

where $c_L(j)$ is the number of cycles of length L that go through j . Taking the expectation of these inequalities, conditional on $d_j = d$, and using (5.3), gives

$$\begin{aligned} 0 &\leq \mathbb{E}_{\mathcal{G}(M, \frac{\lambda}{M})} \left[[S_j] - \frac{\prod_{i=1}^d [S_j^{k_i, p_j}]}{([S_j^{p_j}])^{d-1}} \mid d_j = d \right] \\ &\leq 2 \sum_{L=3}^{L_0(t)} C_L^d \left(\frac{\tilde{q}}{p + \tilde{q}} \right)^{\lfloor \frac{L+2}{2} \rfloor} + 2 \sum_{L=L_0(t)+1}^M C_L^d \left(\frac{e\tilde{q}t}{\lfloor \frac{L+2}{2} \rfloor} \right)^{\lfloor \frac{L+2}{2} \rfloor}. \end{aligned} \quad (5.16a)$$

Using the upper bound (5.4) for C_L^d , we have

$$\sum_{L=3}^{L_0(t)} C_L^d \left(\frac{\tilde{q}}{p + \tilde{q}} \right)^{\lfloor \frac{L+2}{2} \rfloor} < \sum_{L=3}^{L_0(t)} \frac{\kappa_{L,d}^{\text{ER}}}{M} \left(\frac{\tilde{q}}{p + \tilde{q}} \right)^{\lfloor \frac{L+2}{2} \rfloor} = O\left(\frac{1}{M}\right), \quad M \rightarrow \infty, \quad (5.16b)$$

where $\kappa_{L,d}^{\text{ER}} := \frac{d(d-1)}{2} \lambda^{L-2}$, and

$$\begin{aligned} \sum_{L=L_0(t)+1}^M C_L^d \left(\frac{e\tilde{q}t}{\lfloor \frac{L+2}{2} \rfloor} \right)^{\lfloor \frac{L+2}{2} \rfloor} &< \sum_{L=L_0(t)+1}^M \frac{\kappa_{L,d}^{\text{ER}}}{M} \left(\frac{e\tilde{q}t}{\lfloor \frac{L+2}{2} \rfloor} \right)^{\lfloor \frac{L+2}{2} \rfloor} \\ &< \frac{1}{M} \frac{d(d-1)}{2} \sum_{L=L_0(t)+1}^{\infty} \lambda^{L-2} \left(\frac{e\tilde{q}t}{\lfloor \frac{L+2}{2} \rfloor} \right)^{\lfloor \frac{L+2}{2} \rfloor} = O\left(\frac{1}{M}\right), \quad M \rightarrow \infty. \end{aligned} \quad (5.16c)$$

Letting $M \rightarrow \infty$ in relations (5.16) and using (5.7) and (5.9) proves (5.15). \square

When $\lambda > 1$, the number of cycles of length L increases exponentially as λ^L , see (5.5). By (5.13), a strict funnel inequality holds for any node that lies on a cycle. Nevertheless, Lemma 5.4 shows that one can compute $\overline{[S_{B_d}^\infty]}$ using the funnel *equality* (5.11). This is because as L increases, the effect of cycles on the adoption probability decays at the super-exponential rate of $\frac{1}{L}$, see (5.13). Therefore, *the overall effect of the cycles vanishes as $M \rightarrow \infty$.*

$$\mathbf{5.4} \quad \overline{[S_{B_d}^\infty]} = \left(\frac{1}{e^{-pt}(1-I^0)} \right)^{d-1} \left(\overline{[S_{B_1}^\infty]} \right)^d$$

Next, we express the expected susceptibility level of nodes of degree d with that of nodes of degree 1:

Lemma 5.5. *Let $\overline{[S_{B_d}^\infty]}$ be given by (5.8,5.9). Then*

$$\overline{[S_{B_d}^\infty]} = \left(\frac{1}{e^{-pt}(1-I^0)} \right)^{d-1} \left(\overline{[S_{B_1}^\infty]} \right)^d, \quad d = 1, 2, \dots \quad (5.17)$$

Proof. The case $d = 1$ is immediate. For $d \geq 2$, we compute the right-hand side of (5.15) as follows. Since $[S_j^{p_j}] = (1 - I^0)e^{-pt}$ is independent of $\mathcal{N}^{\text{ER}}(G)$, see (5.12),

$$\mathbb{E}_{\mathcal{G}} \left[\frac{\prod_{i=1}^d [S_j^{k_i, p_j}]}{([S_j^{p_j}])^{d-1}} \mid d_j = d \right] = \left(\frac{1}{e^{-pt}(1-I^0)} \right)^{d-1} \mathbb{E}_{\mathcal{G}} \left[\prod_{i=1}^d [S_j^{k_i, p_j}] \mid d_j = d \right]. \quad (5.18a)$$

By the indifference principle, we can compute $\{[S_j^{A_i, p_j}](t; \mathcal{N}^{\text{ER}})\}$ on an equivalent network, denoted by $\widetilde{\mathcal{N}}^{\text{ER}}$, in which we delete the d directional edges $\{j \rightarrow k_i\}_{i=1}^d$, but leave the d directional edges $\{k_i \rightarrow j\}_{i=1}^d$ intact. Thus,

$$[S_j^{A_i, p_j}] = \widetilde{[S_j^{A_i, p_j}]}, \quad i = 1, \dots, d, \quad (5.18b)$$

where $[\widetilde{\cdot}]$ denote nonadoption probabilities in $\widetilde{\mathcal{N}}^{\text{ER}}$. By [11, Lemma 7.2], $\widetilde{[S_j^{A_i, p_j}]} = \widetilde{[S_j^{A_i}]} \widetilde{[S_j^{p_j}]}$, where $\widetilde{[S_j^{A_i}]} := [S_j^{A_i, p_j; :=0}]$. Since $\widetilde{[S_j^{p_j}]} = (1 - I^0)e^{-pt}$ is independent of $\widetilde{\mathcal{N}}^{\text{ER}}$,

$$\mathbb{E}_{\mathcal{G}} \left[\prod_{i=1}^d [S_j^{k_i, p_j}] \mid d_j = d \right] = \mathbb{E}_{\mathcal{G}} \left[\prod_{i=1}^d \widetilde{[S_j^{A_i, p_j}]} \mid d_j = d \right] = \left((1 - I^0)e^{-pt} \right)^d \mathbb{E}_{\mathcal{G}} \left[\prod_{i=1}^d \widetilde{[S_j^{A_i}]} \mid d_j = d \right]. \quad (5.18c)$$

The nonadoption probability $\widetilde{[S_j^{A_i}]}$ is evaluated in the network $\widetilde{\mathcal{N}}^{\text{ER}, A_i} := \widetilde{\mathcal{N}}^{\text{ER}, A_i, p_j; :=0}$. In this network, j is a degree-one node that can only adopt because of internal influences by the node k_i . Since the only thing that relates the nodes $\{k_i\}_{i=1}^d$ in the network $\widetilde{\mathcal{N}}^{\text{ER}}$ is that they are connected to j , the conditional probabilities $\{\widetilde{[S_{k_i}]} \mid d_j = d\}_{i=1}^d$ become independent in $\mathcal{G}(M, \frac{\lambda}{M})$ as $M \rightarrow \infty$. Therefore, $\{\widetilde{[S_j^{A_i}]} \mid d_j = d\}_{i=1}^d$ become independent in $\lim_{M \rightarrow \infty} \mathcal{G}(M, \frac{\lambda}{M})$ as well. Hence,

$$\lim_{M \rightarrow \infty} \mathbb{E}_{\mathcal{G}(M, \frac{\lambda}{M})} \left[\prod_{i=1}^d \widetilde{[S_j^{A_i}]} \mid d_j = d \right] = \prod_{i=1}^d \lim_{M \rightarrow \infty} \mathbb{E}_{\mathcal{G}(M, \frac{\lambda}{M})} \left[\widetilde{[S_j^{A_i}]} \mid d_j = d \right]. \quad (5.18d)$$

Using again the relations $\widetilde{[S_j^{A_i, p_j}]} = \widetilde{[S_j^{A_i}]} \widetilde{[S_j^{p_j}]} = \widetilde{[S_j^{A_i}]} (1 - I^0)e^{-pt}$, we have

$$\begin{aligned} & \left((1 - I^0)e^{-pt} \right)^d \prod_{i=1}^d \lim_{M \rightarrow \infty} \mathbb{E}_{\mathcal{G}(M, \frac{\lambda}{M})} \left[\widetilde{[S_j^{k_i}]} \mid d_j = d \right] = \prod_{i=1}^d \lim_{M \rightarrow \infty} \mathbb{E}_{\mathcal{G}(M, \frac{\lambda}{M})} \left[\widetilde{[S_j^{k_i, p_j}]} \mid d_j = d \right] \\ & = \prod_{i=1}^d \lim_{M \rightarrow \infty} \mathbb{E}_{\mathcal{G}(M, \frac{\lambda}{M})} \left[[S_j^{k_i, p_j}] \mid d_j = d \right]. \end{aligned} \quad (5.18e)$$

Finally, since \mathcal{N}^{A_i, p_j} is an ER network in $\mathcal{G}(M, \frac{\lambda}{M})$ in which j is a degree-one node,

$$\lim_{M \rightarrow \infty} \mathbb{E}_{\mathcal{G}} \left[[S_j^{k_i, p_j}] \mid d_j = d \right] = \overline{[S_{B_1}^{\infty}]}, \quad i = 1, \dots, d. \quad (5.18f)$$

The result follows from (5.15) and (5.18). \square

5.5 Degree-one nodes

So far, we saw that, see (5.10) and (5.17),

$$\overline{[S^{\infty}]} = \sum_{d=0}^{\infty} \mathbb{P}_{\text{deg}(d)} \overline{[S_{B_d}^{\infty}]}, \quad \overline{[S_{B_d}^{\infty}]} = \left(\frac{1}{e^{-pt}(1 - I^0)} \right)^{d-1} \left(\overline{[S_{B_1}^{\infty}]} \right)^d.$$

Therefore, the calculation of $\overline{[S^{\infty}]}$ reduces to that of $\overline{[S_{B_1}^{\infty}]}$. To compute $\overline{[S_{B_1}^{\infty}]}$, we distinguish between nodes of degree one according to the degree of the node to which they are connected. Thus, let

$$\overline{[S_{B_{1,d}}]} := \mathbb{E}_{\mathcal{G}(M, \frac{\lambda}{M})} \left[[S_j] \mid d_j = 1, d_{k_1(j)} = d \right], \quad (5.19)$$

where $k_1(j)$ is the unique node connected to j . Thus, $\overline{[S_{B_{1,d}}]}$ is the expected susceptibility level of nodes of degree one that are connected to a node of degree d .

Lemma 5.6. *Let*

$$\overline{[S_{B_{1,d}}^\infty]}(t) := \lim_{M \rightarrow \infty} \overline{[S_{B_{1,d}}]}(t), \quad d = 1, 2, \dots \quad (5.20)$$

Then

$$\overline{[S_{B_1}^\infty]} = \sum_{d=1}^{\infty} \mathbb{P}_{\text{deg}}(d-1) \overline{[S_{B_{1,d}}^\infty]}, \quad (5.21)$$

where \mathbb{P}_{deg} is given by (5.2).

Proof. By the law of total expectation, (5.8), and (5.19),

$$\begin{aligned} \overline{[S_{B_1}]} &= \mathbb{E}_{\mathcal{G}(M, \frac{\lambda}{M})} [[S_j] \mid d_j = 1] = \sum_{d=0}^{M-1} \mathbb{P}(d_{k_1(j)} = d \mid d_j = 1) \mathbb{E}_{\mathcal{G}(M, \frac{\lambda}{M})} [[S_j] \mid d_j = 1, d_{k_1(j)} = d] \\ &= \sum_{d=0}^{M-1} \mathbb{P}(d_{k_1(j)} = d \mid d_j = 1) \overline{[S_{B_{1,d}}]}. \end{aligned}$$

Since $\mathbb{P}(d_{k_1(j)} = d \mid d_j = 1)$ is the probability that the node k_1 has $d-1$ other edges in a network with $M-1$ nodes,

$$\mathbb{P}(d_{k_1(j)} = d \mid d_j = 1) = \mathbb{P}_{\text{deg}}^{M-1}(d-1), \quad d = 1, \dots, M-1.$$

Letting $M \rightarrow \infty$ and using (5.2), (5.9), and (5.20) yields the result. \square

5.6 Master equation for $\overline{[S_{B_{1,d}}^\infty]}$

Next, we derive the master equation for $\overline{[S_{B_{1,d}}^\infty]}$:

Lemma 5.7. *Let $\overline{[S_{B_{1,d}}^\infty]}$ be given by (5.20). Then*

$$\frac{d\overline{[S_{B_{1,d}}^\infty]}}{dt} = - \left(p + \frac{q}{\lambda} \right) \overline{[S_{B_{1,d}}^\infty]} + \frac{q}{\lambda} (1 - I^0) e^{-pt} \overline{[S_{B_{d-1}}^\infty]}, \quad t > 0, \quad \overline{[S_{B_{1,d}}^\infty]}(0) = 1 - I^0, \quad (5.22)$$

where $\overline{[S_{B_{d-1}}^\infty]}$ is given by (5.9).

Proof. The initial condition follows from (2.1b). To derive the ODE, recall that the master equation for $[S_j]$ on a general network is given by, see [7, Lemma 2],

$$\frac{d[S_j]}{dt} = - \left(p_m + \sum_{k \in \mathcal{M}} q_{k,j} \right) [S_j] + \sum_{k \in \mathcal{M}} q_{k,j} [S_{k,j}], \quad [S_j](0) = 1 - I^0.$$

Substituting $d_j = 1$ and the ER network structure (3.3a) gives

$$\frac{d[S_j]}{dt} = - \left(p + \frac{q}{\lambda} \right) [S_j] + \frac{q}{\lambda} [S_{k_1(j),j}], \quad (5.23)$$

where $k_1(j)$ is the unique node connected to j . By the *indifference principle* [12, Lemma 3.8], $[S_{k_1,j}]$ can be calculated on an equivalent network $\tilde{\mathcal{N}}$, in which the non-influential edge $j \leftrightarrow k_1$ is removed, i.e.,

$$[S_{k_1,j}] = \widetilde{[S_{k_1,j}]}, \quad (5.24)$$

where the tildes denote probabilities in $\tilde{\mathcal{N}}$. Since $d_j = 1$ in the original network, j is an isolated node in $\tilde{\mathcal{N}}$. Hence, $\widetilde{[S_j]} = (1 - I^0)e^{-pt}$, see (6.6), and so

$$\widetilde{[S_{k_1,j}]} = \widetilde{[S_j]} \widetilde{[S_{k_1}]} = (1 - I^0)e^{-pt} \widetilde{[S_{k_1}]}. \quad (5.25)$$

Substituting (5.24) and (5.25) in (5.23), we get

$$\frac{d[S_j]}{dt} = - \left(p + \frac{q}{\lambda} \right) [S_j] + \frac{q}{\lambda} (1 - I^0) e^{-pt} \widetilde{[S_{k_1}]}. \quad (5.26)$$

Taking the expectation of (5.26) over $\mathcal{G}(M, \frac{\lambda}{M})$, conditional on $d_j = 1$ and $d_{k_1(j)} = d$, gives

$$\frac{d[S_{B_{1,d}}]}{dt} = - \left(p + \frac{q}{\lambda} \right) [S_{B_{1,d}}] + \frac{q}{\lambda} (1 - I^0) e^{-pt} \mathbb{E}_{\mathcal{G}(M, \frac{\lambda}{M})} \left[\widetilde{[S_{k_1(j)}]} \mid d_j = 1, d_{k_1(j)} = d \right]. \quad (5.27)$$

The nonadoption probability $\left[\widetilde{[S_{k_1(j)}]} \mid d_j = 1, d_{k_1(j)} = d \right]$ can be considered on the network $\tilde{\mathcal{N}}$, which is $\tilde{\mathcal{N}}$ without the isolated node j . Network $\tilde{\mathcal{N}}$ is thus in $G(M - 1, \frac{\lambda}{M})$, such that $d_{k_1} = d - 1$ in $\tilde{\mathcal{N}}$. Hence,

$$\mathbb{E}_{\mathcal{G}(M, \frac{\lambda}{M})} \left[\widetilde{[S_{k_1(j)}]} \mid d_j = 1, d_{k_1(j)} = d \right] = \overline{[S_{B_{d-1}}]}(t; M - 1). \quad (5.28)$$

Combining (5.27) and (5.28) and letting $M \rightarrow \infty$ gives (5.22). \square

5.7 Solving the master equations

We are now in a position to solve the master equations.

Lemma 5.8. *Let*

$$y(t) := \frac{\overline{[S_{B_1}^\infty]}}{e^{-pt}(1 - I^0)}. \quad (5.29)$$

Then

1. $y(t)$ is the solution of equation (3.5b).
2. $f^{\text{ER}}(t) = 1 - (1 - I^0)e^{-\lambda - pt + \lambda y(t)}$.

Proof. Since $\overline{[S_{B_1}^\infty]}(0) = 1 - I^0$, see (2.1b), then $y(0) = 1$. By (5.21),

$$\frac{d\overline{[S_{B_1}^\infty]}}{dt} = \sum_{d=1}^{\infty} \mathbb{P}_{\text{deg}}(d - 1) \frac{d\overline{[S_{B_{1,d}}^\infty]}}{dt}.$$

In addition, substituting (5.17) in (5.22) gives

$$\frac{d\overline{[S_{B_{1,d}}^\infty]}}{dt} = - \left(p + \frac{q}{\lambda} \right) \overline{[S_{B_{1,d}}^\infty]} + \frac{q}{\lambda} \left(\frac{1}{e^{-pt}(1 - I^0)} \right)^{d-3} \left(\overline{[S_{B_1}^\infty]} \right)^{d-1}, \quad d = 1, 2, \dots$$

Combining these two relations gives

$$\frac{d[\overline{S_{B_1}^\infty}]}{dt} = \sum_{d=1}^{\infty} \mathbb{P}_{\text{deg}}(d-1) \left[-\left(p + \frac{q}{\lambda}\right) \overline{[S_{B_1,d}^\infty]} + \frac{q}{\lambda} \left(\frac{1}{e^{-pt}(1-I^0)}\right)^{d-3} \left(\overline{[S_{B_1}^\infty]}\right)^{d-1} \right].$$

Therefore, using (5.2) and (5.21), we get

$$\begin{aligned} \frac{d[\overline{S_{B_1}^\infty}]}{dt} &= -\left(p + \frac{q}{\lambda}\right) \overline{[S_{B_1}^\infty]} + \frac{q}{\lambda} \sum_{d=1}^{\infty} \frac{e^{-\lambda} \lambda^{d-1}}{(d-1)!} \left(\frac{1}{e^{-pt}(1-I^0)}\right)^{d-3} \left(\overline{[S_{B_1}^\infty]}\right)^{d-1} \\ &= -\left(p + \frac{q}{\lambda}\right) \overline{[S_{B_1}^\infty]} + \frac{q}{\lambda} (1-I^0)^2 e^{-2pt-\lambda} \sum_{d=0}^{\infty} \frac{\lambda^d}{d!} \left(\frac{1}{e^{-pt}(1-I^0)}\right)^d \left(\overline{[S_{B_1}^\infty]}\right)^d \quad (5.30) \\ &= -\left(p + \frac{q}{\lambda}\right) \overline{[S_{B_1}^\infty]} + \frac{q}{\lambda} (1-I^0)^2 e^{-2pt-\lambda+\frac{\lambda}{e^{-pt}(1-I^0)}} \overline{[S_{B_1}^\infty]}. \end{aligned}$$

Let y be given by (5.29). Then, using (5.30),

$$\begin{aligned} \frac{dy}{dt} &= py + \frac{1}{e^{-pt}(1-I^0)} \frac{d[\overline{S_{B_1}^\infty}]}{dt} \\ &= py + \frac{1}{e^{-pt}(1-I^0)} \left(-\left(p + \frac{q}{\lambda}\right) \overline{[S_{B_1}^\infty]} + \frac{q}{\lambda} (1-I^0)^2 e^{-2pt-\lambda+\frac{\lambda}{e^{-pt}(1-I^0)}} \overline{[S_{B_1}^\infty]} \right) \\ &= py - \left(p + \frac{q}{\lambda}\right) y + \frac{q}{\lambda} (1-I^0) e^{-pt-\lambda+\lambda y}. \end{aligned}$$

Therefore, y satisfies (3.5b), as claimed. Finally, by (5.2), (5.10), and (5.17),

$$\begin{aligned} \overline{[S^\infty]} &= \sum_{d=0}^{\infty} \mathbb{P}_{\text{deg}}(d) \overline{[S_{B_d}^\infty]} = \sum_{d=0}^{\infty} \frac{\lambda^d}{d!} e^{-\lambda} \left(\frac{1}{e^{-pt}(1-I^0)}\right)^{d-1} \left(\overline{[S_{B_1}^\infty]}\right)^d \\ &= (1-I^0) e^{-\lambda-pt} \sum_{d=0}^{\infty} \frac{\lambda^d}{d!} \left(\frac{1}{e^{-pt}(1-I^0)}\right)^d \left(\overline{[S_{B_1}^\infty]}\right)^d = (1-I^0) e^{-\lambda-pt} \sum_{d=0}^{\infty} \frac{\lambda^d}{d!} y^d \\ &= (1-I^0) e^{-\lambda-pt} e^{\lambda y}. \end{aligned}$$

Therefore, $f^{\text{ER}} = 1 - (1-I^0) e^{-\lambda-pt+\lambda y}$, as claimed. \square

With this, the proof of Theorem 3.1 is concluded.

6 Explicit calculation of $f^{\text{d-reg}}$

In this section we provide a proof of Theorem 4.1.

6.1 Number of cycles

Let $c_L(j; G^{\text{d-reg}})$ denote the number of cycles with L nodes that go through the node j in a graph $G^{\text{d-reg}}$. The expected number of cycles of size L that go through the node j in $\mathcal{G}_M^{\text{d-reg}}$ is

$$C_L^{\text{d-reg}} := \mathbb{E}_{\mathcal{G}_M^{\text{d-reg}}} [c_L(j)]. \quad (6.1)$$

Since the family $\mathcal{G}_M^{\text{d-reg}}$ is invariant under permutations of the nodes, $C_L^{\text{d-reg}}$ is independent of j .

Lemma 6.1. *Let $d \geq 3$. Then there exists a constant $\beta_d > 0$, that depends only on d , such that*

$$C_L^{\text{d-reg}} < \frac{\kappa_L^{\text{d-reg}}}{M}, \quad \kappa_L^{\text{d-reg}} := \frac{1}{2}(\beta_d)^L, \quad L = 3, \dots, M. \quad (6.2)$$

Proof. See Appendix I. □

In the case of *short cycles*, one can replace the upper bound (6.2) with an explicit limit:

Lemma 6.2 ([4, 23]). *For any fixed $L \geq 3$,*

$$C_L^{\text{d-reg}} \sim \frac{(d-1)^L}{2} \frac{1}{M}, \quad M \rightarrow \infty. \quad (6.3)$$

Lemma 6.2 shows that on large d -regular random graphs, most of the nodes do not lie on short cycles. Indeed, *d -regular graphs tend to look like trees locally*, up to a $\log M$ distance from most nodes.

6.2 Vanishing effect of cycles

We can derive a simpler expression for $[S^{\text{d-reg}}]$:

Lemma 6.3. *Let $[S^{\text{d-reg}}] := 1 - f^{\text{d-reg}}$. Then for any $j \in \mathcal{M}$,*

$$[S^{\text{d-reg}}] = \lim_{M \rightarrow \infty} \mathbb{E}_{\mathcal{G}_M^{\text{d-reg}}} [S_j], \quad [S_j] = 1 - f_j. \quad (6.4)$$

Proof. By (2.2) and (4.3),

$$[S^{\text{d-reg}}] = \lim_{M \rightarrow \infty} \mathbb{E}_{\mathcal{G}_M^{\text{d-reg}}} \left[\frac{1}{M} \sum_{m=1}^M [S_m] \right] = \lim_{M \rightarrow \infty} \frac{1}{M} \sum_{m=1}^M \mathbb{E}_{\mathcal{G}_M^{\text{d-reg}}} [S_m].$$

Since the family $\mathcal{G}_M^{\text{d-reg}}$ is invariant under permutations of the nodes, $\mathbb{E}_{\mathcal{G}_M^{\text{d-reg}}} [S_m]$ is independent of m . Hence, the result follows. □

Consider the d -regular network $\mathcal{N}^{\text{d-reg}}(G^{\text{d-reg}})$, where $G^{\text{d-reg}} \in \mathcal{G}_M^{\text{d-reg}}$. Let $j \in \mathcal{M}$, and denote by $\{k_i(j)\}_{i=1}^d$ the d nodes connected to j . Define the networks \mathcal{N}^{k_i, p_j} for $i = 1, \dots, d$ and the network \mathcal{N}^{p_j} as in Theorem 5.1. The following lemma shows that the effect of cycles become negligible as $M \rightarrow \infty$, so that one can effectively compute $[S^{\text{d-reg}}]$ using the funnel equality:

Lemma 6.4.

$$[S^{\text{d-reg}}] = \lim_{M \rightarrow \infty} \mathbb{E}_{\mathcal{G}_{M,d}^{\text{regular}}} \left[\frac{1}{M} \sum_{j=1}^M \frac{\prod_{i=1}^d [S_j^{k_i, p_j}]}{([S_j^{p_j}])^{d-1}} \right], \quad (6.5)$$

where

$$[S_j^{p_j}] \equiv (1 - I^0)e^{-pt}, \quad j \in \mathcal{M}. \quad (6.6)$$

Proof. Let $j \in \mathcal{M}$ and let $\tilde{q} := \frac{q}{d}$. Fix $t > 0$, and let $L^0 = L^0(t) := \lceil 2\tilde{q}t - 1 \rceil$. By Theorem 5.1, and since $[S_j^{p_j}] \leq 1$, see (5.12),

$$0 \leq [S_j] - \frac{\prod_{i=1}^d [S_j^{k_i, p_j}]}{([S_j^{p_j}])^{d-1}} \leq 2 \sum_{L=3}^{L^0(t)} c_L(j) \left(\frac{\tilde{q}}{p + \tilde{q}} \right)^{\lfloor \frac{L+1}{2} \rfloor} + 2 \sum_{L=L^0(t)+1}^M c_L(j) e^{-(p+\tilde{q})t} \left(\frac{e\tilde{q}t}{\lfloor \frac{L+1}{2} \rfloor} \right)^{\lfloor \frac{L+1}{2} \rfloor},$$

where $c_L(j)$ is the number of cycles of length L that go through j . Averaging these inequalities over $\mathcal{G}_{M,d}^{\text{regular}}$ gives, see (6.1),

$$0 \leq \mathbb{E}_{\mathcal{G}_M^{\text{d-reg}}} \left[[S_j] - \frac{\prod_{i=1}^d [S_j^{A_i, p_j}]}{([S_j^{p_j}])^{d-1}} \right] \leq 2 \sum_{L=3}^{L_0(t)} C_L^{\text{d-reg}} \left(\frac{\tilde{q}}{p + \tilde{q}} \right)^{\lfloor \frac{L+2}{2} \rfloor} + 2 \sum_{L=L_0(t)+1}^M C_L^{\text{d-reg}} \left(\frac{e\tilde{q}t}{\lfloor \frac{L+2}{2} \rfloor} \right)^{\lfloor \frac{L+2}{2} \rfloor}. \quad (6.7a)$$

Using the upper bound (6.2) for $C_L^{\text{d-reg}}$, we have

$$\sum_{L=3}^{L_0(t)} C_L^{\text{d-reg}} \left(\frac{\tilde{q}}{p + \tilde{q}} \right)^{\lfloor \frac{L+2}{2} \rfloor} < \sum_{L=3}^{L_0(t)} \frac{\kappa_L^{\text{d-reg}}}{M} \left(\frac{\tilde{q}}{p + \tilde{q}} \right)^{\lfloor \frac{L+2}{2} \rfloor} = O\left(\frac{1}{M}\right), \quad M \rightarrow \infty, \quad (6.7b)$$

and

$$\begin{aligned} \sum_{L=L_0(t)+1}^M C_L^{\text{d-reg}} \left(\frac{e\tilde{q}t}{\lfloor \frac{L+2}{2} \rfloor} \right)^{\lfloor \frac{L+2}{2} \rfloor} &< \sum_{L=L_0(t)+1}^M \frac{\kappa_L^{\text{d-reg}}}{M} \left(\frac{e\tilde{q}t}{\lfloor \frac{L+2}{2} \rfloor} \right)^{\lfloor \frac{L+2}{2} \rfloor} \\ &< \frac{1}{M} \sum_{L=L_0(t)+1}^{\infty} \frac{(\beta_d)^L}{2} \left(\frac{e\tilde{q}t}{\lfloor \frac{L+2}{2} \rfloor} \right)^{\lfloor \frac{L+2}{2} \rfloor} = O\left(\frac{1}{M}\right), \quad M \rightarrow \infty. \end{aligned} \quad (6.7c)$$

Letting $M \rightarrow \infty$ in relations (6.7) and using (6.4) proves (6.5). \square

Recall that most nodes belong, on average, to at least one cycle of size $\log M$, and that a strict funnel inequality holds for any node that lies on a cycle (Theorem 5.1). Nevertheless, Lemma 6.4 shows that one can compute $[S_j]$ using the funnel *equality*, see (6.4). This is because as the cycle length L increases, the number of cycles increases exponentially in L , see (6.3), but the effect of cycles on the adoption probability decays at a super-exponential L^{-L} rate, see (5.13). Therefore, the overall effect of cycles vanishes as $M \rightarrow \infty$.

6.3 Solving the master equations

Next, we simplify the right-hand side of (6.5):

Lemma 6.5. *For any $j \in \mathcal{M}$,*

$$\lim_{M \rightarrow \infty} \mathbb{E}_{\mathcal{G}_{M,d}^{\text{regular}}} \left[\frac{\prod_{i=1}^d [S_j^{k_i, p_j}]}{([S_j^{p_j}])^{d-1}} \right] = \left(\frac{1}{e^{-pt}(1-I^0)} \right)^{d-1} \prod_{i=1}^d \lim_{M \rightarrow \infty} \mathbb{E}_{\mathcal{G}_{M,d}^{\text{regular}}} \left[[S_j^{k_i, p_j}] \right]. \quad (6.8)$$

Proof. By (6.6),

$$\mathbb{E}_{\mathcal{G}_{M,d}^{\text{regular}}} \left[\frac{\prod_{i=1}^d [S_j^{k_i, p_j}]}{([S_j^{p_j}])^{d-1}} \right] = \left(\frac{1}{e^{-pt}(1-I^0)} \right)^{d-1} \mathbb{E}_{\mathcal{G}_{M,d}^{\text{regular}}} \left[\prod_{i=1}^d [S_j^{k_i, p_j}] \right]. \quad (6.9a)$$

The same proof as in Lemma 5.5 shows that

$$\lim_{M \rightarrow \infty} \mathbb{E}_{\mathcal{G}_{M,d}^{\text{regular}}} \left[\prod_{i=1}^d [S_j^{k_i, p_j}] \right] = \prod_{i=1}^d \lim_{M \rightarrow \infty} \mathbb{E}_{\mathcal{G}_{M,d}^{\text{regular}}} \left[[S_j^{k_i, p_j}] \right]. \quad (6.9b)$$

Combining relations (6.9) yields the result. \square

From equations (6.5) and (6.8), we have that

$$[S^{\text{d-reg}}] = \left(\frac{1}{e^{-pt}(1-I^0)} \right)^{d-1} \prod_{i=1}^d \lim_{M \rightarrow \infty} \mathbb{E}_{\mathcal{G}_{M,d}^{\text{regular}}} [S_j^{k_i, p_j}]. \quad (6.10)$$

Let $y(t)$ denote the expected nonadoption probability of a node in infinite d -regular networks, after we delete $d-1$ of its edges. Then

$$y(t) = \lim_{M \rightarrow \infty} \mathbb{E}_{\mathcal{G}_{M,d}^{\text{regular}}} [S_j^{A_i, p_j}], \quad i \in \{1, \dots, d\}, \quad j_0 \in \mathcal{M}. \quad (6.11)$$

By (6.10) and (6.11),

$$[S^{\text{d-reg}}] = \left(\frac{1}{e^{-pt}(1-I^0)} \right)^{d-1} y^d. \quad (6.12)$$

The auxiliary function $y(t)$ satisfies the following ODE:

Lemma 6.6.

$$\frac{dy}{dt} + \left(p + \frac{q}{d}\right) y = \frac{q}{d} \left(\frac{1}{e^{-pt}(1-I^0)} \right)^{d-3} y^{d-1}. \quad (6.13)$$

Proof. By the indifference principle, we can compute $[S_j^{A_i, p_j}]$ on an equivalent network, denoted by $\tilde{\mathcal{N}}$, in which we delete the directional edge from j to k_i (but leave the directional edge from k_i to j), i.e.,

$$[S_j^{A_i, p_j}] = \widetilde{[S_j^{A_i, p_j}]}, \quad (6.14)$$

where $[\widetilde{\cdot}]$ denote nonadoption probabilities in $\tilde{\mathcal{N}}$. In network $\tilde{\mathcal{N}}$, j is a degree-one node which is directly influenced by k_i but is not influential to k_i . Therefore, by [13, Theorem 4.1], the master equation for $[\widetilde{S_j^{A_i, p_j}}]$ is given by

$$\frac{d}{dt} \widetilde{[S_j^{A_i, p_j}]} + \left(p + \frac{q}{d}\right) \widetilde{[S_j^{A_i, p_j}]} = \frac{q}{d} (1-I^0) e^{-pt} \widetilde{[S_{k_i}]}, \quad t > 0, \quad \widetilde{[S_j^{A_i, p_j}]}(0) = 1 - I^0. \quad (6.15)$$

Let

$$y_M(t) := \mathbb{E}_{\mathcal{G}_{M,d}^{\text{regular}}} \left[\widetilde{[S_j^{A_i, p_j}]} \right].$$

By (6.15),

$$\frac{d}{dt} y_M + \left(p + \frac{q}{d}\right) y_M = \frac{q}{d} (1-I^0) e^{-pt} \mathbb{E}_{\mathcal{G}_{M,d}^{\text{regular}}} [\widetilde{[S_{k_i}]}], \quad t > 0, \quad y_M(0) = 1 - I^0.$$

Letting $M \rightarrow \infty$ and using (6.11) gives

$$\frac{d}{dt} y + \left(p + \frac{q}{d}\right) y = \frac{q}{d} (1-I^0) e^{-pt} \lim_{M \rightarrow \infty} \mathbb{E}_{\mathcal{G}_{M,d}^{\text{regular}}} [\widetilde{[S_{k_i}]}], \quad t > 0, \quad y(0) = 1 - I^0. \quad (6.16a)$$

In the network $\tilde{\mathcal{N}}$, k_i is a node of degree $d-1$ in an otherwise d -regular network. Denote by $\{m_n\}_{n=1}^{d-1}$ the $d-1$ nodes connected to k_i . Using the same steps as in the proof of Lemma 6.4, we have that

$$\lim_{M \rightarrow \infty} \mathbb{E}_{\mathcal{G}_{M,d}^{\text{regular}}} [\widetilde{[S_{k_i}]}] = \lim_{M \rightarrow \infty} \mathbb{E}_{\mathcal{G}_{M,d}^{\text{regular}}} \left[\frac{\prod_{n=1}^{d-1} \widetilde{[S_{k_i}^{m_n, p_{k_i}}]}}{\left(\widetilde{[S_{k_i}^{p_{k_i}}]}\right)^{d-2}} \right], \quad (6.16b)$$

where $\left[\widetilde{S}_{k_i}^{m_n, p_{k_i}} \right]$ is the nonadoption probability of k_i in the network $\mathcal{N}^{\widetilde{m}_n, p_{k_i}}$, in which we delete $d - 2$ edges of k_i and leave only its edge to m_n . The same arguments as in the proof of Lemma 6.5 show that

$$\lim_{M \rightarrow \infty} \mathbb{E}_{\mathcal{G}_{M,d}^{\text{regular}}} \left[\frac{\prod_{n=1}^{d-1} \left[\widetilde{S}_{k_i}^{m_n, p_{k_i}} \right]}{\left(\left[\widetilde{S}_{k_i}^{p_{k_i}} \right] \right)^{d-2}} \right] = \left(\frac{1}{e^{-pt}(1 - I^0)} \right)^{d-2} \prod_{n=1}^{d-1} \lim_{M \rightarrow \infty} \mathbb{E}_{\mathcal{G}_{M,d}^{\text{regular}}} \left[\left[\widetilde{S}_{k_i}^{m_n, p_{k_i}} \right] \right]. \quad (6.16c)$$

Since $\left[\widetilde{S}_{k_i}^{m_n, p_{k_i}} \right]$ is the nonadoption probability of a degree-one node in an otherwise infinite d -regular network, it follows that

$$y = \lim_{M \rightarrow \infty} \mathbb{E}_{\mathcal{G}_{M,d}^{\text{regular}}} \left[\left[\widetilde{S}_{k_i}^{m_n, p_{k_i}} \right] \right], \quad i = 1, \dots, d, \quad n = 1, \dots, d - 1. \quad (6.16d)$$

The result follows from relations (6.16). \square

Let $[S] := [S^{\text{d-reg}}]$. Then using (6.12) and (6.13),

$$\begin{aligned} \frac{d[S]}{dt} &= (d - 1)p[S] + d \frac{[S]}{y} \frac{dy}{dt} = (d - 1)p[S] - d \frac{[S]}{y} \left(\left(p + \frac{q}{d} \right) y - \frac{q}{d} \left(\frac{1}{e^{-pt}(1 - I^0)} \right)^{d-3} y^{d-1} \right) \\ &= [S] \left(-p - q + q \left(\frac{1}{e^{-pt}(1 - I^0)} \right)^{d-3} y^{d-2} \right) \\ &= [S] \left(-p - q + q \left(\frac{1}{e^{-pt}(1 - I^0)} \right)^{d-3} \left([S] \left(\frac{1}{e^{-pt}(1 - I^0)} \right)^{-(d-1)} \right)^{\frac{d-2}{d}} \right) \\ &= [S] \left(-p - q + q \left(\frac{1}{e^{-pt}(1 - I^0)} \right)^{-\frac{2}{d}} [S]^{\frac{d-2}{d}} \right). \end{aligned}$$

This concludes the proof of Theorem 4.1.

A Proof of Lemma 3.1

We can rewrite (3.5) as

$$f^{\text{ER}}(t; p, q, \lambda, I^0) = 1 - (1 - I^0)e^{-pt-z(t)}, \quad t \geq 0, \quad (A.1a)$$

where $z := \lambda(1 - y)$ is the solution of the equation

$$\frac{dz}{dt} = -q \left(\frac{z}{\lambda} - 1 + (1 - I^0)e^{-pt-z} \right), \quad t \geq 0, \quad z(0) = 0. \quad (A.1b)$$

We can prove that z is monotonically increasing in λ for all times, as follows. Substituting $t = 0$ in (A.1b) gives $\frac{dz}{dt}(0) = qI^0$, which is independent of λ . Differentiating (A.1b) and substituting $t = 0$ gives

$$\frac{d^2z}{dt^2}(0) = -\frac{q}{\lambda} \frac{dz}{dt}(0) + \{\text{terms independent of } \lambda\} = -\frac{q^2 I^0}{\lambda} + \{\text{terms independent of } \lambda\}.$$

Since $\frac{d^2z}{dt^2}(0)$ is monotonically increasing in λ , it follows that $z(t; \lambda)$ is monotonically increasing in λ for $0 < t \ll 1$.

Assume by contradiction that z is not monotonically increasing in λ for all $t > 0$. Then there exist $\lambda_1 < \lambda_2$ and $t_0 > 0$ such that $z(t_0; \lambda_1) \geq z(t_0; \lambda_2)$. Therefore, there exists $0 < t_1 \leq t_0$ such that $z(t_1; \lambda_1) = z(t_1; \lambda_2)$ and $z(t; \lambda_1) < z(t; \lambda_2)$ for $0 < t < t_1$. Hence, $\frac{dz}{dt}(t_1; \lambda_1) \geq \frac{dz}{dt}(t_1; \lambda_2)$. Since, however, $z(t_1; \lambda_1) = z(t_1; \lambda_2) > 0$, it follows from (A.1b) that $\frac{dz}{dt}(t_1; \lambda_1) < \frac{dz}{dt}(t_1; \lambda_2)$, which is a contradiction. Therefore, we conclude that z is monotonically increasing in λ for all times. Hence, by (A.1a), so is $f^{\text{ER}}(t; \lambda)$.

B Proof of Lemma 3.2

When $\lambda = 0$, all the network nodes are isolated, and so we have (3.6). By (3.5), the ODE for $f := f^{\text{ER}}$ is

$$\begin{aligned} \frac{df}{dt} &= (1 - I^0)e^{-pt-\lambda(1-y)} \left(p - \lambda \frac{dy}{dt} \right) = (1 - f) \left(p - q \left(-y + (1 - I^0)e^{-pt-\lambda(1-y)} \right) \right) \\ &= (1 - f) \left(p + q(y - 1 + f) \right), \quad f(0) = I^0. \end{aligned} \quad (\text{B.1})$$

Since $y(t) \leq 1$, see Lemmas C.1 and D.1 below, it follows from (3.5b) that $\frac{dy}{dt} > -\frac{q}{\lambda}y > -\frac{q}{\lambda}$. Therefore, $1 \geq y(t) \geq 1 - t\frac{q}{\lambda}$, and so $\lim_{\lambda \rightarrow \infty} y(t) \equiv 1$. Hence, as $\lambda \rightarrow \infty$, equation (B.1) reduces to equation (3.7) for f^{compart} . Finally, since f^{ER} is monotonically increasing in λ (Lemma 3.1), the lower and upper bounds (3.8) follow.

C Proof of Lemma 3.3

We first show that the auxiliary function $y_{\text{Bass}}(t)$ is monotonically decreasing from $y_{\text{Bass}}(0) = 1$ to $y_{\text{Bass}}(\infty) = 0$:

Lemma C.1. *Let $y_{\text{Bass}}(t)$ be the solution of (3.9b). Then*

$$\frac{dy_{\text{Bass}}}{dt} < 0, \quad t > 0 \quad \text{and} \quad \lim_{t \rightarrow \infty} y_{\text{Bass}} = 0. \quad (\text{C.1})$$

In particular, $0 < y_{\text{Bass}}(t) < 1$ for $t > 0$.

Proof. Substituting $t = 0$ in (3.9b) gives, for $y = y_{\text{Bass}}$,

$$\frac{dy}{dt}(0) = -\frac{q}{\lambda}(1 - 1) = 0.$$

Let $\tilde{t} \geq 0$ for which $\frac{dy}{dt}(\tilde{t}) = 0$. Differentiating (3.9b) and substituting $t = \tilde{t}$ gives

$$\begin{aligned} \frac{d^2y}{dt^2}(\tilde{t}) &= \frac{q}{\lambda} \left(-\frac{dy}{dt}(\tilde{t}) + \left(-p + \lambda \frac{dy}{dt}(\tilde{t}) \right) e^{-p\tilde{t}-\lambda(1-y(\tilde{t}))} \right) \\ &= -\frac{q}{\lambda} p e^{-p\tilde{t}-\lambda(1-y(\tilde{t}))} < 0. \end{aligned} \quad (\text{C.2})$$

In particular, $\frac{d^2y}{dt^2}(0) < 0$. Therefore, $\frac{dy}{dt} < 0$ for $0 < t \ll 1$.

Assume by contradiction that there exists $t_0 > 0$ for which

$$\frac{dy}{dt}(t_0) = 0. \quad (\text{C.3a})$$

If $\frac{dy}{dt}$ vanishes at more than one positive time, let t_0 be the smallest positive such time. Therefore,

$$\frac{dy}{dt} < 0, \quad 0 < t < t_0. \quad (\text{C.3b})$$

From relations (C.3) it follows that $\frac{d^2y}{dt^2}(t_0) \geq 0$. From (C.2) and (C.3a), however, we have that $\frac{d^2y}{dt^2}(t_0) < 0$, which is a contradiction. Therefore, we conclude that there is no $t_0 > 0$ for which $\frac{dy}{dt}(t_0) = 0$. Since we also proved that $\frac{dy}{dt} < 0$ for $0 < t \ll 1$, it follows that $\frac{dy}{dt} < 0$ for $0 \leq t < \infty$.

Since $y(t)$ is monotonically decreasing, $y_\infty := \lim_{t \rightarrow \infty} y$ can be either a constant or $-\infty$. If we assume by contradiction that $y_\infty = -\infty$, then, letting $t \rightarrow \infty$ in (3.9b) gives $\lim_{t \rightarrow \infty} \frac{dy}{dt} = +\infty$, which contradicts our earlier result that $\frac{dy}{dt} < 0$. Hence, y_∞ is a constant, and so $\lim_{t \rightarrow \infty} \frac{dy}{dt} = 0$. Letting $t \rightarrow \infty$ in (3.9b) gives

$$0 = \lim_{t \rightarrow \infty} \frac{dy}{dt} = -\frac{q}{\lambda} y_\infty.$$

Hence, $y_\infty = 0$. Finally, since $\frac{dy}{dt} < 0$, we get that $0 < y < 1$. \square

Lemma 3.3 follows from Lemma C.1 and (3.9b).

D Proof of Lemma 3.4

we first show that the auxiliary function $y_{\text{SI}}(t)$ is monotonically decreasing in t towards a positive limit as $t \rightarrow \infty$:

Lemma D.1. *Let $y_{\text{SI}}(t)$ be the solution of (3.10b). Then*

$$\frac{dy_{\text{SI}}}{dt}(t) < 0, \quad t > 0. \quad (\text{D.1a})$$

Let $y_{\text{SI}}^\infty := \lim_{t \rightarrow \infty} y_{\text{SI}}$. Then $0 < y_{\text{SI}}^\infty < 1$. Moreover, y_{SI}^∞ is the unique root in $(0, 1)$ of the equation

$$y_{\text{SI}}^\infty = (1 - I^0)e^{-\lambda(1-y_{\text{SI}}^\infty)}. \quad (\text{D.1b})$$

Proof. We can rewrite equation (3.10b) for y_{SI} as

$$\frac{dy_{\text{SI}}}{dt} = \frac{q}{\lambda} h(y), \quad t \geq 0, \quad y_{\text{SI}}(0) = 1, \quad h(y) := -y + (1 - I^0)e^{-\lambda(1-y)}.$$

Since $h(0) = (1 - I^0)e^{-\lambda} > 0$ and $h(1) = -I^0 < 0$, $h(y)$ has an odd number of roots in $(0, 1)$. Assume by contradiction that $h(y)$ has three or more roots. Then by Rolle's theorem, $\frac{dh}{dy}$ has at least two roots in $(0, 1)$. Therefore, $\frac{dh^2}{dy^2}$ has at least one root in $(0, 1)$. This, however, is not possible, since $\frac{dh^2}{dy^2} = \lambda^2(1 - I^0)e^{-\lambda(1-y)} > 0$. Therefore, $h(y)$ has exactly one root in $(0, 1)$. Let us denote this root by y_{SI}^∞ . Then y_{SI}^∞ is the unique solution of (D.1b) in $(0, 1)$.

Since $\frac{dy_{\text{SI}}}{dt}(0) = \frac{q}{\lambda} h(y = 1) = -\frac{q}{\lambda} I^0 < 0$, and $h(y)$ has a unique root in $[0, 1]$, a standard phase-line analysis shows that

$$\frac{dy_{\text{SI}}}{dt}(t) < 0, \quad t > 0, \quad \lim_{t \rightarrow \infty} y_{\text{SI}} = y_{\text{SI}}^\infty,$$

which concludes the proof. \square

By (3.10a) and (D.1a), $f_{\text{SI}}^{\text{ER}}(t)$ is monotonically increasing. Letting $t \rightarrow \infty$ in (3.10a) gives

$$f_{\text{SI}}^{\infty} = 1 - (1 - I^0)e^{-\lambda(1-y_{\text{SI}}^{\infty})} = 1 - y_{\text{SI}}^{\infty}.$$

where the second equality follows from (D.1b). Therefore, relation (3.11) follows. Since y_{SI}^{∞} is the unique root in $(0, 1)$ of (D.1b), it follows that f_{SI}^{∞} is the unique root in $(0, 1)$ of (3.11). This concludes the proof of Lemma 3.4.

E Proof of Corollary 3.1

Letting $I^0 \rightarrow 0$ in (3.11) gives (3.12). To finish the proof, we need to show that when $\lambda > 1$, $\lim_{I^0 \rightarrow 0} f_{\text{SI}}^{\infty}$ approaches the positive root of (3.12), and not the trivial one. To see that, note that for any $0 < I^0 \ll 1$, the giant component has at least one node which is infected at $t = 0$. Consequently, as $t \rightarrow \infty$, all the nodes in the giant component become infected. Hence, $f_{\text{SI}}^{\infty}(I^0) \geq X(\lambda) + I_0(1 - X(\lambda)) > X(\lambda) > 0$, and hence also in the limit as $I^0 \rightarrow 0$.

F Proof of Lemma 4.1

Substituting $t = 0$ in (4.4b) gives $\frac{d[S^{\text{d-reg}}]}{dt}(0) = -(1 - I^0)(p + qI^0)$, which is independent of d . Differentiating (4.4b) and substituting $t = 0$ gives

$$\frac{d^2[S^{\text{d-reg}}]}{dt^2}(0) = \{\text{terms independent of } d\} + \left\{ q[S^{\text{d-reg}}]^2 \frac{d}{dt} \left(\frac{e^{pt}[S^{\text{d-reg}}]}{1 - I^0} \right)^{-\frac{2}{d}} \right\}_{t=0}.$$

Since $q[S^{\text{d-reg}}]^2(0) = q(1 - I^0)^2$ is positive and independent of d , and since

$$\begin{aligned} \frac{d}{dt} \left(\frac{e^{pt}[S^{\text{d-reg}}]}{1 - I^0} \right)^{-\frac{2}{d}} \Big|_{t=0} &= -\frac{2}{d} \left(\frac{1 - I^0}{1 - I^0} \right)^{-\frac{2}{d}-1} \frac{p[S^{\text{d-reg}}](0) + \frac{d[S^{\text{d-reg}}]}{dt}(0)}{1 - I^0} \\ &= -\frac{2}{d} \frac{p(1 - I^0) - (1 - I^0)(p + qI^0)}{1 - I^0} = \frac{2}{d} qI^0, \end{aligned}$$

we conclude that $\frac{d^2[S^{\text{d-reg}}]}{dt^2}(0)$ is monotonically decreasing in d . Therefore, $[S^{\text{d-reg}}](t)$ is monotonically decreasing in d for $0 < t \ll 1$.

Assume by contradiction that $[S^{\text{d-reg}}]$ is not monotonically decreasing in d for all $t > 0$. Then there exist $d_1 < d_2$ and $t_0 > 0$ such that $[S^{d_1\text{-reg}}](t_0) \leq [S^{d_2\text{-reg}}](t_0)$. Therefore, there exists $0 < t_1 \leq t_0$ such that $[S^{d_1\text{-reg}}](t_1) = [S^{d_2\text{-reg}}](t_1)$ and $[S^{d_1\text{-reg}}](t) > [S^{d_2\text{-reg}}](t)$ for $0 < t < t_1$. Hence, $\frac{d[S^{d_1\text{-reg}}]}{dt}(t_1) \leq \frac{d[S^{d_2\text{-reg}}]}{dt}(t_1)$. Since, however, $[S^{d_1\text{-reg}}](t_1) = [S^{d_2\text{-reg}}](t_1) < (1 - I^0)e^{-pt}$, it follows from (4.4b) that $\frac{d[S^{d_1\text{-reg}}]}{dt}(t_1) > \frac{d[S^{d_2\text{-reg}}]}{dt}(t_1)$, which is a contradiction. Therefore, we conclude that $[S^{\text{d-reg}}]$ is monotonically decreasing in d for all times, and so the result follows from (4.4a).

G Proof of Lemma 4.2

When $d = 2$, equation (4.4b) reads

$$\frac{d[S]}{dt} = -[S] (p + q(1 - (1 - I^0)e^{-pt})), \quad [S](0) = 1 - I^0.$$

This equation coincides with that for $[S^{1D}] = 1 - f^{1D}$, see [6, 8]. Therefore, we have (4.5). Letting $d \rightarrow \infty$ in equation (4.4b), we get

$$\frac{d[S]}{dt} = -[S](p + q(1 - [S])), \quad [S](0) = 1 - I^0.$$

This is exactly the ODE for $[S^{\text{compart}}] = 1 - f^{\text{compart}}$, see (3.7). Finally, since $f^{\text{d-reg}}$ is monotonically increasing in d (Lemma 4.1), inequalities (4.7) follow.

H Proof of Lemma 5.1

Let j belong to a cycle of length L . Denote the cycle nodes by $\{j, m_1, \dots, m_{L-1}\}$. There are $M - 1$ possibilities for m_1 , $M - 2$ possibilities for m_2 , up to $M - (L - 1)$ possibilities for m_{L-1} . Therefore, there are $\prod_{i=1}^{L-1} (M - i)$ such cycles. We should, however, divide this product by 2, because each cycle is counted both clockwise and counter-clockwise.

Since j has degree d , the probability in $\mathcal{G}(M, \alpha)$ that j is connected to m_1 and to m_{L-1} is $\frac{d}{M-1} \frac{d-1}{M-2}$. For $i = 1, \dots, L - 2$, the probability that m_i is connected to m_{i+1} is α . Therefore, the probability that the cycle $\{j, m_1, \dots, m_{L-1}\}$ exists in $\mathcal{G}(M, \alpha)$ is $\frac{d}{M-1} \frac{d-1}{M-2} \alpha^{L-2}$.

Combining the above and using $\alpha = \frac{\lambda}{M}$, we have

$$C_L^d = \frac{d}{M-1} \frac{d-1}{M-2} \alpha^{L-2} \frac{1}{2} \prod_{i=1}^{L-1} (M - i) = \frac{\kappa_{L,d}^{\text{ER}}}{M} \prod_{i=3}^{L-1} \frac{M - i}{M}.$$

Therefore, relations (5.4) and (5.5) follow.

I Proof of Lemma 6.1

In a complete graph with M nodes, the number of different cycles of size L is $\frac{M(M-1)\cdots(M-L+1)}{2L}$. This is because there are M possibilities for the “first” node, $M - 1$ for the second, and up to $M - (L - 1)$ for the “last” node. In this count, however, each cycle is counted L times by translation and 2 times by reflection. Therefore, we need to divide the numerator by $2L$.

Let $L \in \{3, \dots, M\}$. By [3, Corollary 2.15], there exists $\beta_d > 0$, such that the probability that any given cycle of length L exists in $\mathcal{G}_M^{\text{d-reg}}$ is bounded from above by $\left(\frac{\beta_d}{M}\right)^L$. Therefore, the expected number of different cycles of size L in a d -regular graph with M nodes has the upper bound

$$\mathbb{E}_{\mathcal{G}_M^{\text{d-reg}}}[\# \text{ of cycles of length } L \text{ in } G^{\text{d-reg}}] < \frac{M(M-1)\cdots(M-L+1)}{2L} \left(\frac{\beta_d}{M}\right)^L < \frac{(\beta_d)^L}{2L}.$$

The probability that j belongs to a cycle of size L is $\frac{L}{M}$. Therefore,

$$C_L^{\text{d-reg}} = \frac{L}{M} \mathbb{E}_{\mathcal{G}_M^{\text{d-reg}}}[\# \text{ of cycles of length } L \text{ in } G^{\text{d-reg}}],$$

and so the result follows.

References

- [1] A.L. Barabási. *Network Science*. Cambridge University Press, Cambridge, 2016.
- [2] F.M. Bass. A new product growth model for consumer durables. *Management Sci.*, 15:215–1227, 1969.
- [3] S. Ben-Shimon, M. Krivelevich, and B. Sudakov. Local resilience and hamiltonicity maker-breaker games in random regular graphs. *Combinatorics, Probability and Computing*, 20:173–211, 2011.
- [4] B. Bollobás. A probabilistic proof of an asymptotic formula for the number of labelled regular graphs. *European Journal of Combinatorics*, 1:311–316, 1980.
- [5] G. Fibich. Bass-SIR model for diffusion of new products in social networks. *Phys. Rev. E*, 94:032305, 2016.
- [6] G. Fibich and R. Gibori. Aggregate diffusion dynamics in agent-based models with a spatial structure. *Oper. Res.*, 58:1450–1468, 2010.
- [7] G. Fibich and A. Golan. Diffusion of new products with heterogeneous consumers. *Mathematics of Operations Research*, 48:257–287, 2023.
- [8] G. Fibich, A. Golan, and S. Schochet. Monotone convergence of discrete Bass models. *ArXiv 2407.10816*.
- [9] G. Fibich, A. Golan, and S. Schochet. Compartmental limit of discrete Bass models on networks. *Discrete and Continuous Dynamical Systems - B*, 28:3052–3078, 2023.
- [10] G. Fibich and T Levin. Percolation of new products. *Physica A*, 540:123055, 2020.
- [11] G. Fibich, T. Levin, and S. Schochet. Funnel theorems for spreading on networks. *ArXiv*.
- [12] G. Fibich, T. Levin, and O. Yakir. Boundary effects in the discrete Bass model. *SIAM J. Appl. Math.*, 79:914–937, 2019.
- [13] G. Fibich and S. Nordmann. Exact description of SIR-Bass epidemics on 1D lattices. *Discrete and Continuous Dynamical Systems*, 42:505–535, 2022.
- [14] G. Fibich, J.G. Restrepo, and G. Rothmann. Explicit solutions of the Bass and susceptible-infected models on hypernetworks. *Physical Review E*, 110:054306, 2024.
- [15] M.O. Jackson. *Social and Economic Networks*. Princeton University Press, Princeton and Oxford, 2008.
- [16] I.Z. Kiss, J. C. Miller, and P.L. Simon. *Mathematics of Epidemics on Networks*. Springer, 2017.
- [17] I.Z. Kiss, C.G. Morris, F. Sélley, P.L. Simon, and R.R. Wilkinson. Exact deterministic representation of Markovian SIR epidemics on networks with and without loops. *J. Math. Biol.*, 70:437–464, 2015.
- [18] M.E.J. Newman. *Networks. An Introduction*. Oxford University Press, 2010.

- [19] S.C. Niu. A stochastic formulation of the Bass model of new product diffusion. *Math. Problems Engrg.*, 8:249–263, 2002.
- [20] KJ Sharkey, IZ Kiss, RR Wilkinson, and PL Simon. Exact equations for SIR epidemics on tree graphs. *Bull. Math. Biol.*, 77:614–645, 2015.
- [21] A. Steger and N. C. Wormald. Generating random regular graphs quickly. *Combinatorics, Probability and Computing*, 8:377–396, 1999.
- [22] D.J. Watts and S.H. Strogatz. Collective dynamics of “small-world” networks. *Nature*, 393:440–442, 1998.
- [23] N. C. Wormald. The asymptotic distribution of short cycles in random regular graphs. *Journal of Combinatorial Theory, Series B*, 31:168–182, 1981.