

Extended-Use Designs on Very Large Online Platforms

YIXIN CHEN, University of Washington, US

YUE FU, University of Washington, US

ZEYA CHEN, Illinois Institute of Technology, US

JENNY RADESKY, University of Michigan, US

ALEXIS HINIKER, University of Washington, US

In the attention economy, online platforms are incentivized to maximize user engagement through extended-use designs (EUDs), even when such practices conflict with users’ best interests. We conducted a structured content analysis of all Very Large Online Platforms (VLOPs) to identify the EUDs these influential apps and sites use. We conducted this analysis posing as a teenager to understand the EUDs that young people are exposed to. We find that VLOPs use four strategies to promote extended use: pressuring, enticing, trapping, and lulling users. We report on a hierarchical taxonomy organizing the 63 designs that fall under these categories. Applying this taxonomy to all 17 VLOPs, we identify 583 instances of EUDs, with social media platforms using twice as many EUDs as other VLOPs. We present three vignettes illustrating how these designs reinforce one another in practice. We further contribute a graphical dataset of videos illustrating these features in the wild.

CCS Concepts: • **Human-centered computing** → **Empirical studies in collaborative and social computing**.

Additional Key Words and Phrases: digital wellbeing, technology overuse, attention

“*How we spend our days is, of course, how we spend our lives.*” —Annie Dillard, *The Writing Life* [14]

1 INTRODUCTION

In the attention economy [11], online platforms compete for their users’ time [25]. They are incentivized to try to: 1) draw people in as often as possible, 2) keep them engaged for as long as possible, and 3) disclose as much as possible about their habits and preferences while they are there (see Figure 1). This combined approach maximizes the platform’s ability to serve advertisements and to make these advertisements as personalized and targeted as possible [26]. To guide a product toward this desired end-state, companies use engagement metrics like time-on-task, click-through rates, platform traffic, and session duration as primary indicators of their product’s success. They employ extensive A/B testing to engineer interfaces that lead to increases in these metrics [44]. We refer to the resulting interface decisions as *extended-use designs* (EUDs).

EUDs do not always align with users’ best interests. Hartford and Stein explain that digital platforms’ aggressive—and often effective—efforts to co-opt users’ attention reduce people’s autonomy, displace alternative activities they value, and incrementally reshape their life experiences [23]. Richards and Hartzog argue that the practice of optimizing for user engagement is a form of exploitation that has long flown under the radar and deserves greater scrutiny, calling it a “*distinct and dangerous concept that should be specifically regulated*” [44].

This claim is reflective of an increasing societal and academic interest in understanding and curtailing EUDs [15, 30, 34–36]. And these concerns are heightened with respect to platforms’ effects on young people [33, 39, 52, 53]. In both North America and Europe, law suits (e.g., [19]), proposed legislation (e.g., [41]), and active legislation (e.g., [45]) all express frustration with companies’ attempts to monopolize teenagers’ time and attention. The European Parliament’s Internal

Authors’ addresses: Yixin Chen, University of Washington, Seattle, US; Yue Fu, University of Washington, Seattle, US; Zeya Chen, Illinois Institute of Technology, Chicago, US; Jenny Radesky, University of Michigan, Ann Arbor, US; Alexis Hiniker, University of Washington, Seattle, US.

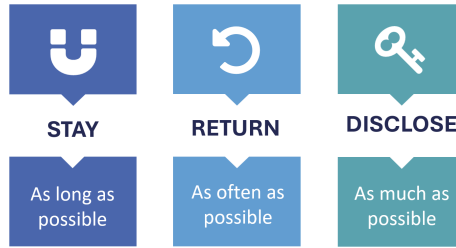


Fig. 1. Attention economy incentives. Advertising-based businesses are most successful when users spend as much time as possible with the product. This increased time-on-task gives the platform the ability to serve additional advertisements and to profile the user to make these advertisements more tailored.

Market and Consumer Protection Committee recently voted in favor of developing new regulations to prohibit EUDs, with particular attention to designs that affect minors. And in the United States, the U.S White House Interagency Kids Online Health and Safety Taskforce released design recommendations that call for reducing and removing features that encourage excessive or problematic use by youth [49].

A growing body of academic literature seeks to characterize EUDs and their consequences. For example, Monge Roffarello and colleagues report on a meta-analysis of existing literature, surfacing 11 different UI patterns that attempt to capture users’ attention [36]. Flayelle and colleagues demonstrate that UI designs can systematically both: 1) exploit reflexive, automatic responses and 2) shape users’ conscious decision-making, to encourage habitual usage patterns [17]. Gray and colleagues wrangle 10 taxonomies of 262 manipulative design patterns—including many EUDs—into a hierarchical ecology described by a closed grammar [21].

In this paper, we contribute to these ongoing efforts in two ways. First, we seek to characterize the extent to which users in general and young people in particular encounter EUDs. The European Commission ¹ has defined “Very Large Online Platforms,” or “VLOPs,” as those which have at least 45 million monthly active users in the European Union [10]. The designs adopted by VLOPs are poised to be the ones to which users are most exposed, given the broad reach of these platforms. The platforms with the widest adoption in the EU [9] are largely the ones with the widest adoption globally [48] and also the platforms which have the largest reach with teens [3]. Thus, we conducted a systematic evaluation of EUDs in VLOP interfaces as a way to identify the designs with the widest global impact.

Secondly, we sought to examine these common patterns for themes in the strategies behind them. Prior work describes and clusters many discrete design patterns which have—and will likely continue to—change with time. As of yet, these patterns are not organized by the deeper strategies which motivate them and are more likely to persist with time, providing a more stable target for regulatory action. Specifically we asked:

- **RQ1:** *What EUDs are present on VLOPs?*
- **RQ2:** *How common are these patterns and features across VLOPs?*
- **RQ3:** *What strategies underlie these designs?*

To investigate these questions, we conducted a two-part evaluation of all $N = 16$ VLOP apps and $N = 17$ VLOP websites to identify, characterize, and quantify the EUDs present on these platforms. We created accounts as teen users located in Europe to ensure the designs we encountered were ones that would be shown to teens. We conducted a thematic

¹The governmental body in the European Union that proposes and enforces legislation

analysis of these interfaces to create a catalog of the EUDs they employed and then conducted a structured content analysis to more precisely understand their prevalence across this set of influential platforms.

We find that VLOPs use four broad strategies to promote extended use. These include designs that: *entice* users into engaging (i.e., using pleasure-, curiosity-, or reward-driven mechanisms to encourage a usage session), *pressure* users into engaging (i.e., creating social or other obligations that encourage a usage session), *lull* users into mindlessly continuing their interactions (i.e., using low-friction and autonomy-reducing designs that extend their usage session), and *trap* users by erecting barriers to disengaging (i.e., using overwhelming or obfuscating designs that reduce opportunities to discontinue their usage sessions). Platforms were most likely to use a combination of strategies, with creating chain reactions, bombarding users via multiple lines of attack, and fusing EUDs being the most common.

In this paper, we showcase exemplars of each category, describe the hierarchy of patterns we encountered, report on the prevalence of each pattern, and describe three usage vignettes that illustrate how these patterns work together to promote extended use. We further contribute a video dataset of 583 interactive instances of the 14 patterns used by VLOPs. We hope that the examples, prevalence data, and organizational scheme presented here will enable designers, researchers, and regulators to determine whether and how platforms should encourage engagement.

2 BACKGROUND

2.1 The Attention Economy and Extended-Use Design

People’s struggles with online platform are a direct result of manipulative designs, incentivized by the attention economy, which attempt to extend users’ engagement with the platform as much as possible [11]. Manipulative designs that benefit a platform at the user’s expense (sometimes referred to as “dark patterns” [32]) are not unique to attention-capture; they are also used extensively to attempt to influence users’ purchase decisions [37] and data disclosure [56]. Historically, research on manipulative designs has focused on financial harms, studying eCommerce platforms that exert purchase pressure by, for example, enrolling users in hidden subscriptions or adding items to their shopping cart without consent (e.g., [7, 29, 31, 37]). However, more recent work has begun to characterize dark patterns that manipulate users into extended engagement. There is a pressing need to understand these manipulative EUDs, because they undermine users’ attempts to cultivate a healthy relationship with technology and set boundaries that allow them to direct their attention as needed toward sleep, work, school, time with loved ones, time outdoors, and other activities that are conducive to emotional and physical wellbeing.

There is also increasing public interest in understanding and regulating manipulative EUDs. Manipulative designs more broadly, including those that lead to financial harms or compromise data privacy, are already the target of regulatory action, and for example, the Digital Services Act Article 25 states that “*providers of online platforms shall not design, organise or operate their online interfaces in a way that deceives or manipulates the recipients of their service or in a way that otherwise materially distorts or impairs the ability of the recipients of their service to make free and informed decisions.*” In a recent report to the European Parliament’s Committee on Internal Market and Consumer Protection, Van Sparrentak called for further legislation to address “addictive” EUDs in particular. This call to action lists a wide variety of manipulative practices, including quantification of social approval, overload of sensory stimuli, limited control over interfaces, notifications demanding a user return to an app on a fixed schedule, video autoplay, and pull-to-refresh content displays [36].

However, no prior work has documented the prevalence of EUDs on technology platforms. Regulators also need a reproducible taxonomy for identifying common EUDs, as well as the underlying psychological mechanisms being

manipulated, to move forward with policy making and enforcement. To this end, we reviewed existing taxonomies of manipulative “dark pattern” designs and theories of online behavioral addictions, and then leveraged these theories and empirical review of VLOPs to create a novel and reproducible taxonomy.

2.2 Theorizing Extended-Use Design

Organizational taxonomies describing categories of manipulative designs have been described either through empirical review of digital products or theoretically driven frameworks. For example, Zagal et al.’s description of dark patterns in video game design categorized them into: 1) temporal dark patterns (grinding, playing by appointment), 2) monetary dark patterns (pay to skip, pre-delivered content, monetized rivalries), and 3) social capital-based dark patterns (social pyramid schemes, impersonation) [55]. Taxonomies of dark patterns in e-commerce platforms have focused on purchase pressure and deceptive practices [37], while an analysis of children’s mobile games described additional manipulative features such as parasocial relationship pressure and navigational constraints [43].

Most relevant to the interrogation of EUDs are taxonomies of attention-capture designs, which encourage users to initiate or extend engagement with a platform. Monge Roffarello and colleagues conducted a systematic literature review of 43 scholarly articles that define dark patterns and then used this metaanalysis to create a typology of 11 common attention-capture patterns (see Table 1) that: 1) exploit known psychological biases and heuristics, 2) remove the need for decision-making, 3) lead the user to lose track of goals, 4) lead to a lost sense of time and control, and 5) lead to a sense of regret about the time spent on a digital service.

Pattern Name	Main Context of Use
P1 - Infinite Scroll	Social media
P2 - Casino Pull-to-refresh	Social media on smartphones
P3 - Neverending Autoplay	Social media and video streaming
P4 - Guilty Pleasure Recommendations	Social media and video streaming
P5 - Disguised Ads and Recommendations	Social media
P6 - Recapture Notifications	Social media, video streaming, messaging
P7 - Playing by Appointment	Video games and social media
P8 - Grinding	Video games and social media
P9 - Attentional Roach Motel	Social media
P10 - Time Fog	Video streaming platforms
P11 - Fake Social Notifications	Video games and social media

Table 1. Manipulative Designs that Target Users’ Attention as Distilled by Monge Roffarello et al.

In a complementary approach, Flayelle and colleagues (2023) used a theoretical framework to classify the categories of designs that could contribute to addictive online behaviors such as video gaming, online gambling, cybersexual activities, online shopping, social networking, and binge-watching [17]. Their taxonomy split design features into “model-free” and “model-based” mechanisms. Model-free mechanisms do not depend on users developing a mental model to motivate behavior and thus only depend upon operant conditioning to build habits through experience, strengthen those habits through reinforcement learning, and develop automatic tendencies that cause the user to reflexively engage with a platform in response to cues or triggers. Such mechanisms are likely to be more powerful in children than in adults, as young children are more sensitive to behavioral reinforcement, are attracted to novel cues, and have not yet developed the metacognitive abilities that enable abstract decision-making. In contrast, model-based

mechanisms enable users to exert control by comparing the benefits and costs of potentially problematic activity with alternatives based on the subjective value of each. Digital platforms can exploit model-based mechanisms by influencing how the user over-values an online experience, reducing the user's deliberation or interfering with decision-making, leveraging cognitive biases, and allowing only partial goal fulfillment so that the user feels compelled to keep engaging. Again, children and teens are more likely to be influenced by model-based mechanisms because their decision-making is more likely to be influenced by automatic reflexes, with less ability to delay gratification when faced with pleasurable online experiences, and lower planning/organization skills that allow users to compare the costs and benefits of a decision.

While existing taxonomies have explored design categories that could extend user engagement, they have focused more narrowly on individual domains like social media or gaming. To fill this gap, we examined the designs present on all VLOPs in hopes of identifying the extended use design mechanisms that have the widest global impact, and moving beyond the scope of prior examinations.

2.3 Adolescent Development and Manipulative Design

This is true for users of all ages but particularly true for teenagers, as teens' reduced impulse control and heightened sensitivity to rewards and social feedback make them particularly vulnerable to pressure and distraction (digital or otherwise). During adolescence, executive functions such as impulse inhibition, flexible problem-solving, and abstract reasoning develop at different rates between teens, with most of these higher-order thinking skills reaching maturity in the mid-20s. Therefore, teens are more susceptible to digital designs that exert manipulation through curiosity and novelty/risk-seeking, social pressure, and fear of missing out, with significant inter-individual variability [40]. Teens' accounts of their experiences with technology reflect frustration with attention-economy designs; more than half of teens say that they are online "almost constantly," and approximately 40% of teens say they wish they spent less time using devices and social media [8].

As a result, many teens report attempting to cut back on these experiences. They delete apps that are too aggressive in demanding their attention [27] and turn their account passwords over to their friends to lock them out of platforms that they find too addictive [4]. They add friction by burying apps in folders [6], setting do-not-disturb times [38], and accessing platforms through browsers. But despite their makeshift strategies to resist the design tactics of the attention economy, teens still struggle to change their habits [51], suffer from device-based sleep disruption [52, 53], and struggle with distraction from activities they value, like homework and time spent with friends and loved ones [54]. Parents of younger children report similar experiences and say that they frequently negotiate or argue with their child about transitioning away from media, especially media that uses engagement-prolonging designs like autoplay [12, 24].

In the midst of the ongoing debate regarding social media, technology, and youth mental health, there has been increasing focus on the role of design features as a mechanism linking platform use to reduced wellbeing [2]. In particular, designs such as autoplay, endless scroll, and time pressure were described by the U.S. White House Interagency Kids Online Health and Safety Task Force as warranting modifications by platforms in order to reduce compulsive and excessive use of technology. More research is needed to describe extended use manipulative designs and their impact on children and teens.

3 METHOD

We conducted an analysis of the web and app interfaces of all 17 VLOPs identified by the Digital Services Act (DSA) (list available [here](#)), attending specifically to the presence of EUDs. We conducted this work in two phases (see Figure 2); in

the first phase, we performed an inductive-deductive thematic analysis to identify and categorize the EUDs present in these interfaces, examining these designs in the context of the extant literature, and organizing them by the deeper strategies that underlie them. In the second phase, we conducted a structured content analysis of all VLOP interfaces to document all instances of the EUDs we identified in phase 1.

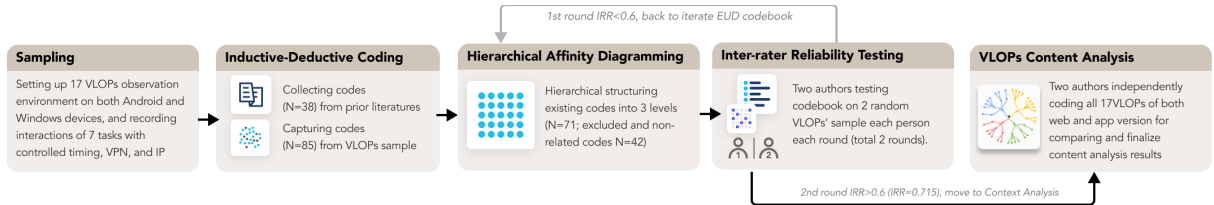


Fig. 2. Overview of study procedures.

3.1 Sampling

We engaged extensively with each VLOP web interface ($N = 17$) and app interface ($N = 16$), in each case posing as a teenage user located in the European Union. To observe websites, we used the Chrome browser in Guest Mode on a Windows 11 laptop. To observe mobile apps, we used a factory-reset smartphone running Android 9, equipped with an active SIM card. These devices were selected because they run the most widely used operating systems in Europe [46, 47]. We created two new Google accounts, which we used to access all VLOPs (we refer to these as the “primary account,” which was used to engage with all features, and the “secondary account,” which was used to enable the primary account to engage with social features that required a partner). The only exception to the above procedures was our analysis of the Apple App Store interface, which we observed using iOS devices and accounts due to the platform’s restrictions.

Following the method developed by Di Geronimo and colleagues [13], we collect screen-capture videos of each service on each modality that we could later examine in detail for evidence of EUDs. Both mobile and desktop interactions were recorded using Screen Recorder over Wi-Fi. Since platform companies may conduct A/B testing their products, the exact behaviors or interfaces we observed in a platform may not represent what all users would have encountered during the study period (the spring and summer of 2024).

To simulate the usage patterns of a teenage user, we created a teenager persona for our primary Google account based on prior work distilling teens’ behaviors and preferences online [18]. We used a VPN to change our IP address to a European location, and for each VLOP interface, we performed the following tasks in order, all of which were video-recorded:

- (1) *Download App and Create an Account:* We began by downloading the app and creating a new account with our teenager persona. The primary Google account was set up with the profile of a 17-year-old girl. Additionally, we registered a secondary account to interact with the primary account, as detailed in step four.
- (2) *Observe Default Settings and Interface:* We examined the default settings, menus, and interface without making any changes to the settings or adding friends.
- (3) *Navigate the Interface:* We next engaged with the main functions of the platform. On eCommerce platforms, we browsed the main page, systematically explored product categories and individual product pages, used search queries to find items, selected items, added them to the shopping cart, then removed them. We let the cart time

out without completing a purchase. On social media platforms, we first browsed the main page, viewed posts and profiles, followed internal links to related content, and clicked on hashtags to explore similar posts. We refrained from commenting, sharing content, or directly interacting with other users, focusing solely on passive engagement. On information platforms, we browsed the main page, conducted search queries on various topics, clicked on links within articles and search results, visited related pages, and bookmarked pages for future reference.

- (4) *Interact with Other Accounts*: If applicable, we then followed various accounts, including the secondary Google account we created, as well as brands, sponsors, celebrities, and other public accounts. The secondary account followed back and engaged with the primary account through conversation. We posted content using the primary account, with the secondary account commenting, reposting, and liking these posts.
- (5) *Monitor Notifications and Emails*: We then took an intentional one-week break from the platform to observe whether the platform sent notifications and emails to encourage re-engagement.
- (6) *Re-Observe After One Week*: After a week, we reopened the app and re-examined the platform by repeating steps three and four.
- (7) *Disengage*: Finally, we disengaged by unfriending and blocking accounts, canceling subscriptions, and deleting both the primary and secondary accounts.

While the screen recordings contained the visual captures of EUD and interactions thereof, the audio served as complementary material, which allowed the coders to get a detailed impression of reviewers' perception and judgement of a scene. We captured both screenshot and video records of the the user interfaces during these exploration and compiled annotated images in a FigJam [1] collective virtual workspace as structured data samples.

3.2 Content Analysis: Identifying the EUDs used by VLOPs

We then conducted a two-part analysis to identify the EUDs used by VLOPs. We first performed an inductive-deductive thematic analysis to develop a taxonomy of the EUDs used by VLOPs. We then conducted a structured content analysis to apply it comprehensively across platforms. Here, we describe these stages in detail.

- (1) *Inductive-Deductive Coding*. We began our exploration with guidance from existing literature on attention-capture. In particular, we used the categories described by Radesky et al. [43], Monge Roferello et al. [36], and Flayelle et al. [17] as sensitizing concepts [50] during our review of VLOP interfaces. We also allowed for emergent themes in EUDs and noted designs that did not fit neatly into these pre-existing taxonomies. Four authors independently reviewed the VLOP interfaces using this inductive-deductive approach and documented potential EUDs in a collective spreadsheet while interacting with VLOPs as described above. We also shared and organized exemplar screenshots in a collaborative Figma [1] board. Consistent with prior work [13, 22], we made note of potential EUDs regardless of our perceptions of the designer's intent, allowing us to include EUDs that may not reflect malicious intentions. The team met regularly over several months, and with each iteration brought new examples to discuss. During discussions, the team compared and contrasted designs, discussed possible groupings, assessed design examples against existing taxonomies, and refined possible category definitions. This process 38 inductive and 85 deductive EUD codes and associated examples.
- (2) *Hierarchical Affinity Diagramming*. The research team then conducted more formal affinity diagramming [5] to restructure the codes and create an initial codebook. We structured our initial codebook into three levels: the psychological mechanisms through which the EUD design operates (high level), the recurring EUD design

tactics (medium level), and the specific EUD design elements or interface components (low level). We added definitions and descriptions for each item at each level.

- (3) *Interrater Reliability Testing*. Two authors then independently reviewed two randomly selected VLOPs and applied the full set of codes across the interface. For each EUD, reviewers were required to note the code number of the mechanism and pattern, as well as specify the features exhibiting the EUD (e.g., "1(a) gifting option"). The coding criteria focused on the distribution of EUDs across screenshots or interactions extracted from the recordings, rather than the frequency of EUD occurrences. In those cases where an aspect of the interface was deemed a potential EUD but was not present within the existing codebook, reviewers proposed and added a new code as a comment with a visual example. Any confusion about specific cases or the taxonomy itself was recorded as a comment. Inter-rater reliability (IRR) was established and measured following Lombard et al. [28]. The results of the first round yielded an IRR score below 0.6, indicating that the initial codebook (v1) fell below the minimum validity standard. Subsequently, the research team collaboratively compared the two internal coding results, discussed points of disagreement, unresolved questions, and confusion comments. This led to the development of codebook (v2), which included a refined definitions and names for each code, and the modification of codes. Codebook(v2) includes 71 EUD features in total. The same two researchers conducted a second round of internal testing with two different randomly chosen platforms, adhering to the same tasks with codebook (v2). The IRR score for this round was 0.715, exceeding the standard of 0.6 and indicating that the revised coding scheme and codebook (v2) were clear and interpretable enough to be the final version.
- (4) *Assessing the Prevalence of EUDs across VLOPs*. Finally, two authors independently coded all recordings from all VLOP interfaces for each of the EUDs we documented. They then compared their coding results and came up with the final data.

MECHANISM | PATTERN | definition of patterns | FEATURE | definition of features

MECHANISM	PATTERN	definition of patterns	FEATURE	definition of features
1. Artificial Obligations	1(a) Gifting Option
	1(b)
	1(c)
	1(d)
2. Reward- or pleasure-mediated mechanisms	2(a)
	2(b)
	2(c)
	2(d)
3. Disorientating interface elements	3(a)
	3(b)
	3(c)
	3(d)
4. Automated, low-friction designs	4(a)
	4(b)
	4(c)
	4(d)

Fig. 3. Final version of EUD codebook, more details can be found [here](#).

4 RESULTS PART 1: THE EUDS USED BY VLOPS AND THE UNDERLYING STRATEGIES BEHIND THEM

We found that the EUDs that VLOPs employ fall into four broad categories, defined by the underlying manipulation strategy the design draws upon. These include: 1) artificial obligations manufactured by the platform that *pressure* users into engaging, 2) reward- or pleasure-mediated mechanisms that seek to *entice* users into engaging, 3) disorientating interface elements that confuse users, block navigation, or inhibit their decision-making as a way to *trap* them into engaging, and 4) automated, low-friction designs that reduce user self-determination, encourage mindlessness, and *lull* users into engaging. These designs can occur in combination and may overlap in the psychological mechanisms that

they leverage to achieve desired effects. Many can be delivered via recapture notifications in addition to the platform’s main interface. Here, we describe each of these four approaches in more depth.

4.1 Pressuring Users

We found that VLOPs frequently employ designs that exert pressure on users to engage with the interface. These designs inspire a feeling that the user ought to be doing something in particular, paving the way for them to then perform the seemingly obligatory action. We found that designs that pressure users cluster into three broad categories, including: 1) exerting peer pressure and a sense of social obligation, 2) nudging users to generate content or otherwise do work on the platform, and 3) artificial scarcity encouraging users to act quickly and engage sooner rather than later. We describe each of these categories below.

Artificial Social Obligations. VLOPs translate users’ conscientiousness into extended use by presenting social obligations for the user to fulfill. This often takes the form of nudges to support or interact with other people, such as encouraging the user to congratulate a LinkedIn connection on a work anniversary or to give a virtual gift to another account on TikTok. In other instances, VLOPs encourage users to keep up with others’ content, nudge users to maintain interactions through artificial “streaks,” or notify users when someone has viewed their profile. They encourage users to create and post content by framing these activities as social obligations, saying things like “*Your followers want to hear from you!*” In all of these cases, the design of the platform works together with social anxiety and reciprocity bias to pressure users into engaging in interactions with other people that can only be carried out on the platform. Although notifications of these social obligations can be turned off on some VLOPs, doing so requires the user to take additional steps (e.g., LinkedIn requires four navigational steps to turn off connection-related notifications).

VLOPs also anthropomorphize their interfaces in ways that create social pressure to engage according to the platform’s interests. These anthropomorphic elements encourage the user to respond to the platform as if it were a person, creating pressure to treat the platform “well” (which the platform defines as extending engagement). For example, if a user attempts to delete their account on the Booking.com platform, a confirmshaming dialog asks, “*Is this goodbye?*” (see Figure 4), manufacturing a subtle guilt trip and conflating the act of preserving an account on the platform with the act of tending an interpersonal relationship.

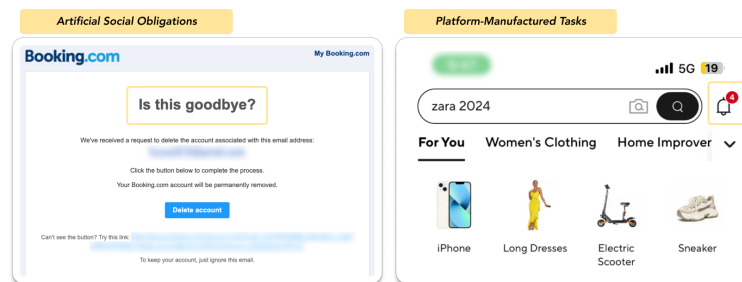


Fig. 4. VLOPs pressure users by exerting peer pressure and a sense of social obligation, for example, Booking.com uses subtle anthropomorphization to emotionally manipulate a user who attempts to delete their account (left); and by nudging users to generate content or otherwise do work on the platform, for example, immediately upon sign up, an AliExpress user has multiple notifications to tend to, as indicated by the red bell in the upper right corner of the screenshot above. The salience of this design creates a sense that the user should be checking on these notifications and dealing with them, but they are often irrelevant or promoted content (right).

Platform-Manufactured Tasks. VLOPs also pressure users into extending their engagement by constructing tasks and to-do items for them to attend to. In some cases, these are explicit requests, for example, asking users to provide ratings, check in-app notifications, or post content. In other instances, the interface design implicitly constructs unstated tasks for the user to perform, such as clearing notification badges or completing collections.

Fabricated Time Pressure. VLOPs add urgency to users' actions on the app or site, encouraging them to hurry back to engage. In some instances, this takes the form of artificial countdown timers or a false sense of scarcity. If a user has to “act now,” they must immediately engage with the interface. In other instances, VLOPs create time pressure by making content ephemeral, manufacturing fear of missing out if the user does not return to the platform in time to view it. This helps build the compulsion to return to the app just in case new content is available and helps to cement daily checking habits. VLOPs use push notifications to build both one-time urgency (e.g., time-limited offers) and ongoing urgency (e.g., vanishing stories).

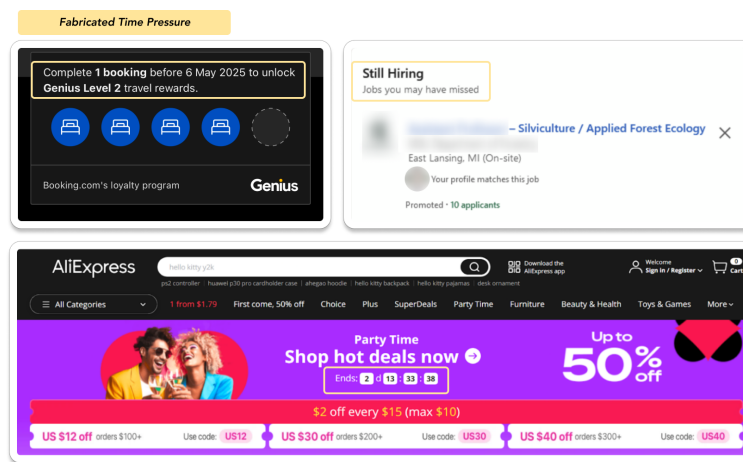


Fig. 5. VLOPs cite urgent circumstances and fleeting rewards to pressure users into staying on the platform and deepening their engagement with it. For example, if the user continues to use booking.com regularly, they will receive travel rewards (top left), LinkedIn warns the user that they may have only a brief window of time to consider a job opportunity they have missed (top right), and AliExpress offers the user a maze of endless content surrounded by timers and coupons suggesting they must browse now or forego these savings.

4.2 Enticing Users

Separately, we found that VLOPs encourage reward- and pleasure-seeking via algorithms that prioritize engaging content. This incentivizes content creators to cater to impulsive, subconscious preferences that generate fast-brain clicks. This content is then organized within the interface to be maximally enticing, and when users step away from the platform, suspense-building notifications attempt to draw them back. Presenting potentially enticing content has the secondary benefit of allowing the platform to profile the user, learning their particular vulnerabilities by observing the types of clickbait—including those created by generative artificial intelligence—that are most effective in extending their engagement.

Reinforcement Schedules. VLOPs frequently employ interface elements that reward and affirm users for engaging with the platform or extending their time-on-task. In some instances, this involves offering rewards (such as free items, tokens,

social rewards like “likes,” or pleasurable content) on intermittent or obscured reinforcement schedules, triggering dopaminergic pathways and increasing cravings to return to the app in hopes of better luck next time. In other instances, the platform reinforces prolonged engagement by rewarding it explicitly, for example, by rewarding daily logins, congratulating users on their activities within the app, or conferring badges or status as a function of engagement.

Curiosity Teasers. VLOPs also leverage gamification and suspense to increase usage by building users’ anticipation. For example, VLOPs hint at mystery content by showing just a glimpse of an item, displaying it partially off-screen and encouraging users to continue to scroll to satisfy their curiosity. In other cases, VLOPs promise information rewards via irresistible prompts like “See who’s viewed your profile” (Figure 6, left) or the promise of better deals if they continue exploring (Figure 6, middle). These teasers encourage the user to continue engaging to resolve a mystery that has been artificially constructed by the platform.

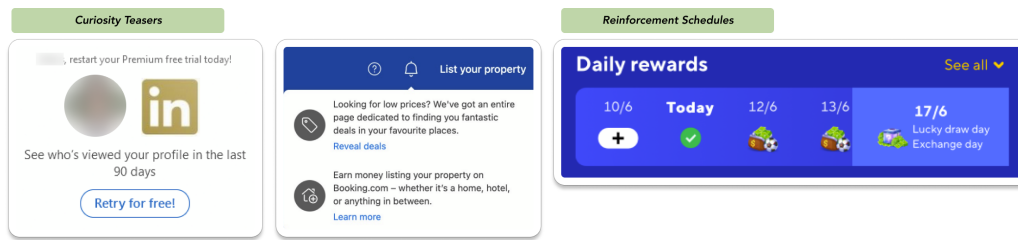


Fig. 6. Curiosity teasers on different VLOPs. As users navigate through the platform, they are baited with teasers about who is looking at their profile (LinkedIn, left), encouraged to stay on the site to keep digging for the best deal (booking.com, middle), and promised mystery prizes as rewards for daily engagement (AliExpress, right).

In many instances, VLOPs embed these teasers into recapture notifications, extending their reach into moments when the user is engaged elsewhere. These notifications encourage new usage sessions by building suspense, promising rewards, and touting the validation of others, with messages like “*Save on something you’ll love*” (Amazon), “*Check out some of today’s most watched reels*” (Instagram), and “*People are reacting to [user name’s] post*” (Facebook).

Tailoring Content to Base and Hyper-Personalized Pleasures. Additionally, VLOPs serve up guilty-pleasure recommendations to entice users with irresistible content. In these instances, the user does not search for or seek out this content; it is proactively delivered by the platform. Hypersexual and grotesque images extend users’ time on the platform by producing a feeling of being unable to look away. VLOPs bombard users with guilty-pleasure content in feeds, advertisements, popups, mainline content, and sidebar suggestions.

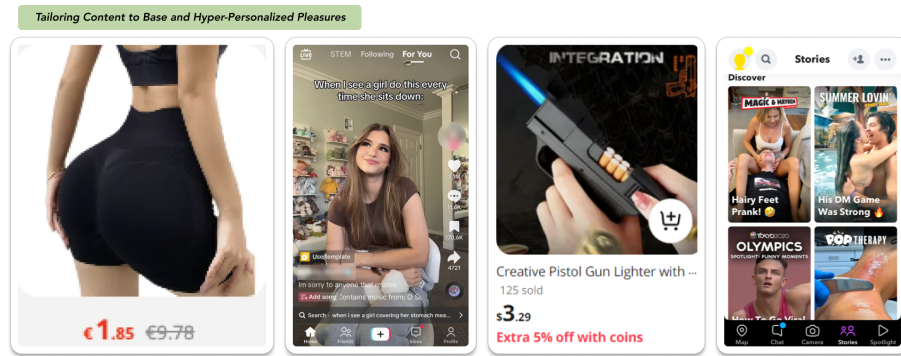


Fig. 7. VLOPs attempt to extend engagement by appealing to base pleasures and enticing users with sexual, violent, or grotesque content.

With repeated use, we found that as a platform profiles a user and comes to know their tastes with more precision, these guilty-pleasure recommendations become more fine-tuned to the specific triggers that are likely to elicit clicks from the particular user. These are potentially less gratuitous and instead are tailored to the interests of the user (which prior has shown can increase the likelihood of the user feeling “understood” by the platform [20]). In practice, these curated feeds are shaped by automated A/B testing that examines which recommendations lead to the longest engagement; this testing matches content heuristics (like humor, sexiness, luxury, drama, food) to the user’s engagement behavior [20].

Social Quantification. We found that, in other instances, VLOPs entice users into extended engagement by appealing to their desire for social validation and connection. They provide features that enable affirmation from others, quantifying likes, followers, and other measures of responsiveness to the user’s content. This encourages the user to engage with the platform, first, by sharing content that others are likely to respond to, and second, by returning again and again to track the validation they may or may not be receiving from others. Like curiosity teasers, these social rewards are often embedded into push notifications (e.g., “*You have two new followers*”), enabling the platform to encourage engagement and redirect the user’s attention back to the platform, even when they are otherwise occupied.

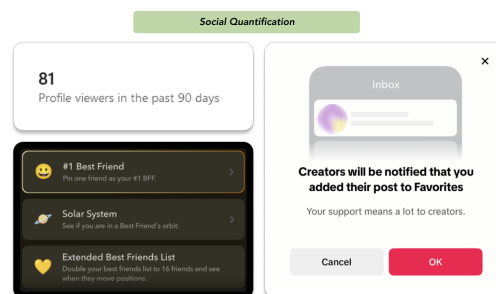


Fig. 8. VLOPs create features that quantify social approval, motivating users to engage more extensively with the platform to improve these metrics. Top Left: LinkedIn quantifies profile views as a measure of the interest of others; bottom left: Snapchat offers features to quantify the strength of friendships; right: TikTok quantifies indicators of approval and surfaces these to the creator of the content.

4.3 Trapping Users

We further observed that VLOPs frequently use designs that attempt to hold the user captive. They achieve this effect via: 1) confusing interfaces that make it difficult for the user to pursue disengagement goals, 2) obligatory activities that artificially stand between the user and their objectives on the platform, and 3) persistent content that continues to inject itself into the user’s frame of attention even after they disengage. Here, we describe each of these three types of designs. In the short term, when users encounter UI traps, they may fail to engage with the platform as they intend to. With repeated exposure to these designs, users may develop resignation about their ability to control what happens on the platform or a defensive stance towards interactions with the platform.

Navigational Fog. Platform interfaces use confusing elements, unclear language, lengthy and complex interaction flows, and buried settings to create navigational “fog” that keeps the user on the platform as they wrestle with the UI. Fog is selectively designed to discourage users from taking actions that might curtail their current or future engagement, like changing settings to manage time on the platform or turning off notifications. For example, Figure 10 shows the five steps needed to log out of TikTok, each an opportunity for the user to lose their way and remain on the platform. In contrast, logging into the platform is quite simple, requiring only a single step with easy-to-navigate UI (Figure 10, far right). In another instance, the user is shown a notification badge, but has to navigate through dozens of menus and submenus to discover the item that triggered the notification.

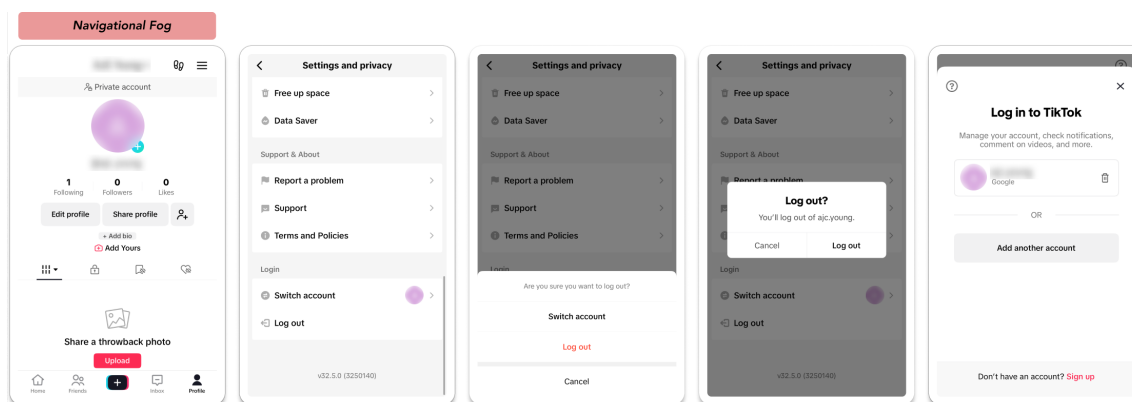


Fig. 9. Navigational Fog. Logging out of TikTok requires five different steps, several of which are difficult to find. To discover how to log out, our team had to use a separate search engine to learn where to find this option.

VLOPs also use confusing language, making it difficult for the user to discern what they are looking at and whether it is of interest. This disorientation has the effect of keeping users on a platform longer as they search to find content of interest or confirm that they have found the best option. Prior work documents that teens extend their engagement on social media VLOPs by wading through a “soup” of irrelevant content, reporting that with enough scrolling and searching they eventually stumble upon nuggets they find interesting [27]. This wading is by design, and other work reports that VLOPs intentionally intersperse enticing content with tedious content to keep users on the hunt [42]. Similarly, we found that VLOPs bombarded users with text that was difficult to interpret (like, “*First come, 50% off*” (AliExpress)), sponsored posts masquerading as user-generated content, and layers of menus and settings to dig through.

Obligatory Engagement. In other instances, VLOPs attempt to hold their users captive by constructing mandatory tasks that extend their engagement. For example, on Snapchat, users must watch video advertisements to completion before performing desired activities, and on Instagram, users must watch sponsored Stories if they want to continue viewing the Stories of the people they follow (see Figure 10). At times, these obligatory tasks are erected as barriers to performing tasks that might end engagement; for example, LinkedIn does not allow users to turn off notifications holistically, and instead requires the user to manually opt out of every possible notification type.

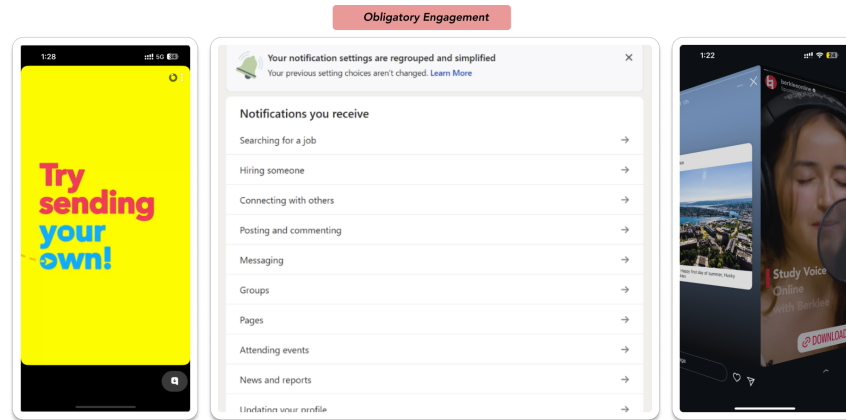


Fig. 10. VLOPs construct obligatory tasks for users. Left: A video advertisement blocks the screen on Snapchat; the user cannot continue until they watch the video to completion. Middle: to turn off LinkedIn notifications, the user must individually select each subcategory of notifications to turn off. Right: Instagram inserts ads within Stories that users must watch before they can continue viewing the Stories of the accounts they follow.

Persistent Interfaces. Finally, VLOPs attempt to keep users engaged via UI components that aggressively follow them or continue to demand engagement, even if the user takes action to disengage. For example, even as a user leaves the main feed and navigates to other parts of the app, TikTok continues to play the most recent video in a picture-in-picture frame with no options to stop the video or mute it (Figure 11, left). Booking.com resurfaces searches to the user that they had previously chosen to walk away from and did not proactively save, encouraging them to “continue where you left off” (Figure 11, top right). In these and other examples, the interface clings to the user’s past engagement behavior and pushes the user to resume it, even though they have actively disengaged.

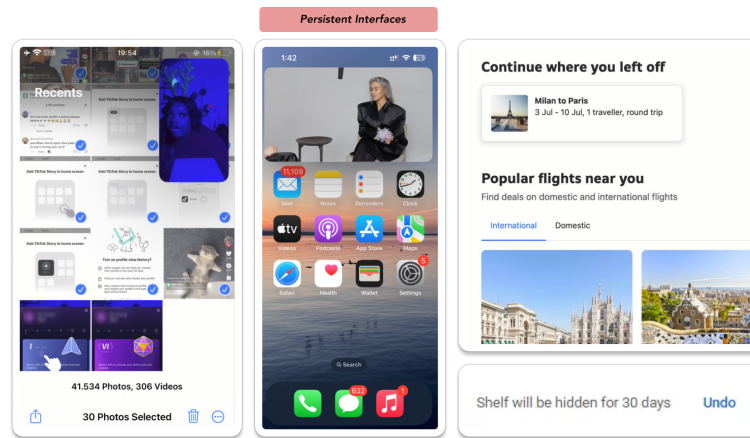


Fig. 11. VLOPs badger users into continuing an engagement behavior even after they have taken steps to disengage. Left: TikTok continues playing a video even after the user navigates away from it. Middle: YouTube continues playing a video after the user leaves the app entirely. Top right: Booking.com brings a user back to past searches and nudges them to continue an engagement stream they had previously abandoned. Bottom right: YouTube allows the user to temporarily hide their attention-grabbing “Shorts” section but after 30 days, brings this feature back without the user’s consent.

4.4 Lulling Users

User interfaces are often designed to make it as easy as possible to continue engaging or to explore new areas of the platform. This induces artificial mindlessness, leading the user to select easy or default options and to click and navigate thoughtlessly. Although creating “frictionless” experiences is an objective of UX design that reduces cognitive burden and unnecessary decisions, it can also serve the purposes of the platform at the expense of the user by taking over their decision-making and lulling them into a more passive, automatic cognitive state. We found that low-friction designs appear across VLOPs with varying degrees of transparency and user control.

Autoplay and Autoadvance. We found that VLOPs that stream videos frequently implement autoplay or autoadvance features which take advantage of the user’s inertia, remove the need to search for what to watch or play next, and attempt to take over the user’s decision-making. The end of a video or gaming sequence offers a natural stopping point for the user and invites a decision about whether to continue or end engagement; autoplay attempts to downplay this decision point and lull the user into continuing to engage.

Similarly, we found that on most VLOPs with video content, videos autoplay as soon as they scroll into view, maximizing the chances of attracting the user’s attention and attempting to deepen the user’s engagement in moments when they might not have opted to continue engaging. These features reflect a broader pattern of platforms presuming engagement intentions on the part of the user, that is, responding as if the user has signaled an interest in engagement (even when they haven’t) and ignoring the user’s signals that they want to disengage.

Autopopulated Fields. Interfaces also lull users into continued engagement by autopopulating text fields and offering one-click interaction mechanisms. Feeding the user pre-populated text both models platform-desired behavior for the user and makes it possible for the user to enact this behavior with a single tap or keystroke. For example, LinkedIn proactively suggests possible job-search queries based on the user’s profile, clicking Amazon’s search bar brings up a

list of suggested shopping searches, and TikTok suggests the user respond to a post by offering several pre-selected emojis to choose from (Figure 12).

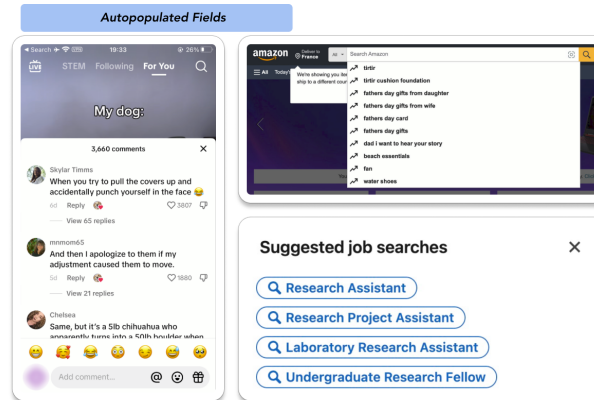


Fig. 12. Autopopulated responses and searches lull the user into taking action with almost no thought required. Left: TikTok serves the user possible responses to another person. Right: Amazon (top) and LinkedIn (bottom) fill out search suggestions.

VLOPs often implement this approach together with enticement designs, lulling users into mindlessly following curiosity teasers and engaging in other novelty-seeking behaviors on autopilot. For example, platforms autopopulate search bars with guilty-pleasure content and content labeled “trending” to pique users’ curiosity.

Endlessness and Visual Overwhelm. VLOPs also lull users into extended exploration and mindless scrolling by providing an endless stream of content. Feed-based platforms frequently employ an infinite scroll design, serving content indefinitely and seamlessly without ever injecting natural stopping points or giving space for the user to question whether they have seen enough. Similarly, heuristics incentivize content creators to use highly salient graphics to compete for users’ attention. This leads platforms to saturate all content area, creating a visually overwhelming tableau and desensitizing the user the experience of being bombarded with content.

Endless, visually overwhelming content is nearly ubiquitous, and for example, YouTube’s recommendations grid displays high levels of color saturation and high density of objects (coupled with content designed to leverage enticement designs, including manufactured drama, peril, and frightening images). The Google Play app store contains several screens’ worth of app thumbnails with similar visual characteristics. AliExpress contains thumbnails featuring women’s or men’s bodies, distorted pictures, or images that tap into violent cognitive biases.

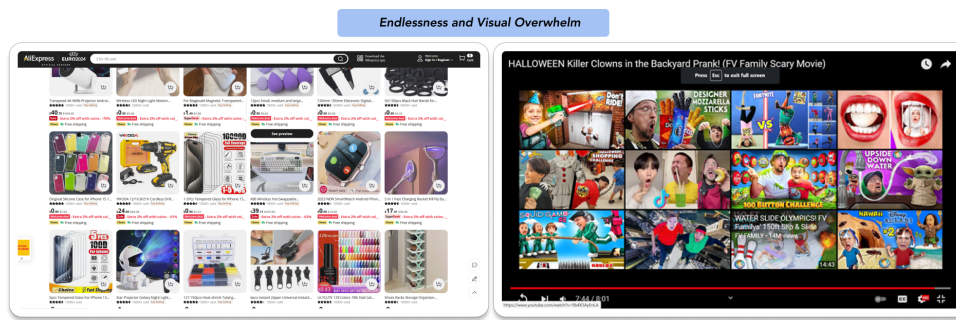


Fig. 13. An infinite number of visually salient options on AliExpress (left), YouTube (right).

Transitions into Sponsored Content. Finally, platforms often pave a smooth path from user-generated content to sponsored and recommended content that the user has not sought out. This extends engagement by expanding the set of available stimuli, and platforms rely on lulling designs to make this transition feel seamless. For example, a Snapchat user can swipe left to browse through their friends’ stories; when they reach the last story, swiping again will bring up a public story from an influencer without alerting the user to the fact that they have exhausted all of the content from friends (see Figure 14, left). Similarly, YouTube and Facebook lull users into consuming advertising content, extending their usage time by encouraging them to hunt for interesting content and making the shift from personal to commercial content seamless and normalized.

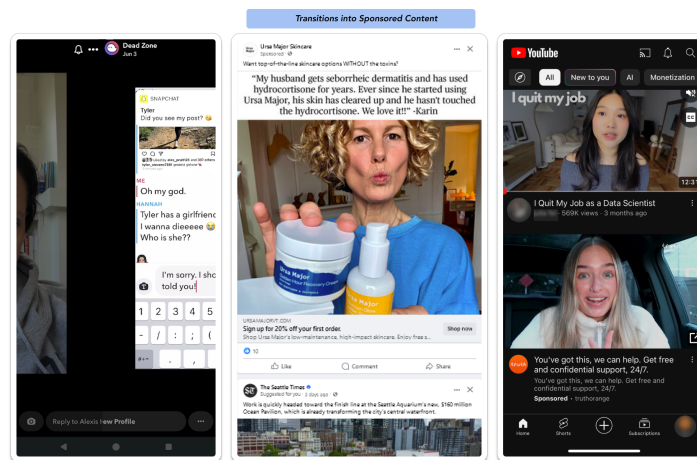


Fig. 14. Platforms transition users seamlessly from interactions with friends into marketing content. Left: After browsing friends’ stories in SnapChat (a friend story shown partially offscreen to the left), swiping again transitions the user into an influencer’s story. Middle: Facebook encourages users to extend use by hunting for content in a feed of sponsored (top) and suggested (bottom) posts. Right: YouTube plays ads in the same format and style as platform content.

5 RESULTS PART 2: PREVALENCE AND DISTRIBUTION OF EUDS ON VLOPS

After distilling and organizing the patterns described above, we systematically coded all 17 VLOP websites and their 16 corresponding apps for the presence of these designs. In doing so, we both documented the specific features they

used to invoke these EUD patterns and the frequency of each type of pattern across the ecosystem of VLOPs. Further supplementary material, including interactive visualizations of this data, a database of feature instances, and our codebook is available [here](#).

5.1 The Prevalence of EUDs across VLOPs

We found that EUDs were extremely common on VLOPs, and 100% of VLOPs contained features that employed one or more of the EUD patterns described above (see Figure 15). Across the 16 VLOP app interfaces, we identified 334 instances of features that employ EUD patterns, and across the 17 VLOP website interfaces, we identified 249 instances of features that employ EUD patterns. However, the use of EUDs was not evenly distributed, and for example, we found that TikTok’s app interface contains 36 different features that draw on EUD patterns, while the Apple App Store app uses only nine. On average, VLOP apps ($N = 16$) used $mean = 20.94$ EUD features ($SD = 8.10$, $min = 9$, $max = 36$, $median = 20$), with TikTok, Instagram, Snapchat, Facebook, and LinkedIn each using more than 25. The prevalence of EUDs was similar on VLOP websites ($N = 17$), where platforms employed an average of $mean = 14.65$ features ($SD = 6.75$, $min = 3$, $max = 26$, $median = 13$). Website version of LinkedIn, Tiktok, YouTube, Instagram, and X topped the list, each including more than 20 features that employ EUDs.

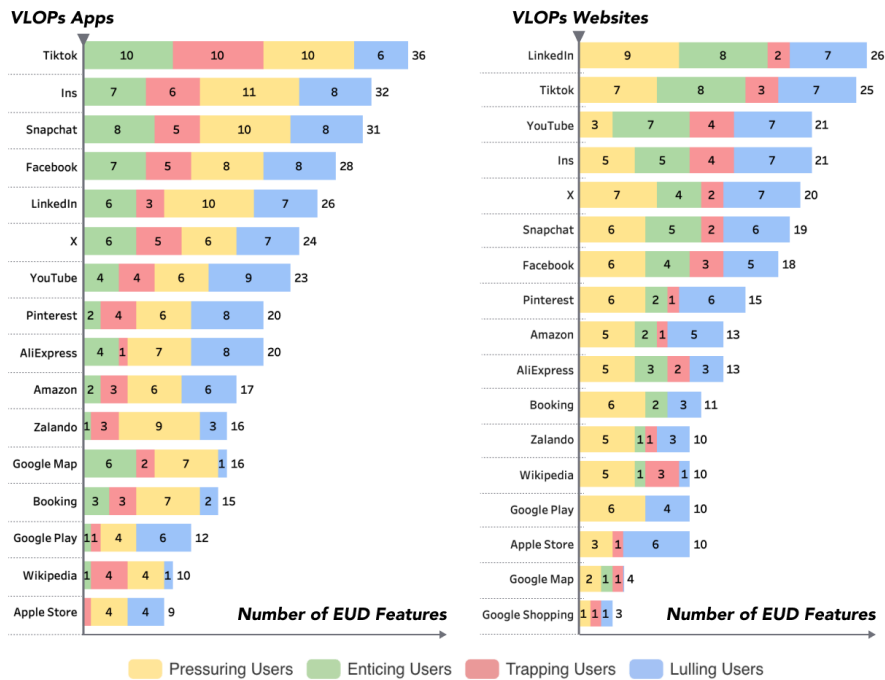


Fig. 15. The Prevalence of EUDs by Platforms; app(left), website(right)

We examined the prevalence of features that use EUDs by platform type, coding each platform as one of: 1) social media ($N = 8$), 2) eCommerce ($N = 6$), and 3) information ($N = 2$). We used non-parametric tests to compare counts, given the small number of platforms in each group. An independent-samples Kruskal-Wallis test revealed a significant effect of platform-type on number of total EUDs ($\chi^2(2) = 11.05$, $p = .004$) on VLOP Apps. Post hoc comparisons

revealed that social media VLOPs have significantly more EUDs ($mean = 27.5, sd = 5.3$) than either eCommerce VLOPs ($mean = 14.8, sd = 3.9, \chi^2(2) = -2.96, p = .003$) or information VLOPs ($mean = 13, sd = 4.2, \chi^2(2) = -2.31, p = .021$, see Figure 16). The independent-samples Kruskal-Wallis test for VLOP websites also revealed a significant effect of platform-type on number of total EUDs ($\chi^2(2) = 8.86, p = .012$). Post hoc comparisons revealed that social media VLOPs have significantly more EUDs ($mean = 20.63, sd = 3.66$) than either eCommerce VLOPs ($mean = 10.00, sd = 3.32, \chi^2(2) = -2.65, p = .0082$) or information VLOPs ($mean = 7.00, sd = 4.24, \chi^2(2) = -2.24, p = .025$), see Figure 16.

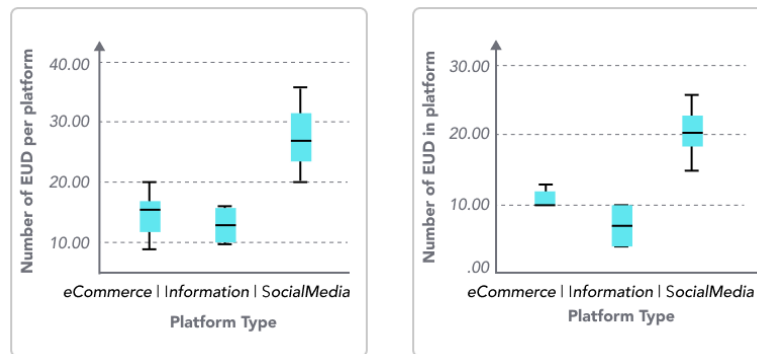


Fig. 16. The Prevalence of EUDs by Platform Type(eCommerce, information, social media); app(left), website(right)

5.2 The Prevalence of each Type of EUD

We found that all four EUD approaches (i.e., pressuring, enticing, trapping, and lulling) were used widely, with all but five VLOPs using all four approaches on both their web and app interfaces (see Figure 15). Of the 334 EUD features on VLOP apps, 34.4% pressure users, 27.5% lull users, 20.1% entice users, and 17.9% trap users. We conducted a repeated measures ANOVA comparing the prevalence of each type of EUD across apps, finding a significant difference in frequency ($F(3) = 5.84, p < .001, \eta^2 = .226$), with EUDs that pressure users ($mean = 7.2, sd = 2.29$) being significantly more common than designs that trap ($mean = 3.75, sd = 2.27$) or lull ($mean = 5.75, sd = 2.7$) them (see Figure 17). These findings were consistent with the use of EUDs on VLOP websites as well. Of the 249 EUD features on VLOP websites, 34.9% pressure users, 31.7% lull users, 21.2% entice users and, and 12.4% trap users. A repeated measures ANOVA comparing the prevalence of each type of EUD across websites revealed a significant difference in frequency ($F(3) = 8.20, p < .001, \eta^2 = .278$) with EUDs that pressure users ($mean = 5.12, sd = 1.96$) being significantly more common than EUDs that trap them ($mean = 1.82, sd = 1.24$) or entice ($mean = 3.12, sd = 2.71$) them.

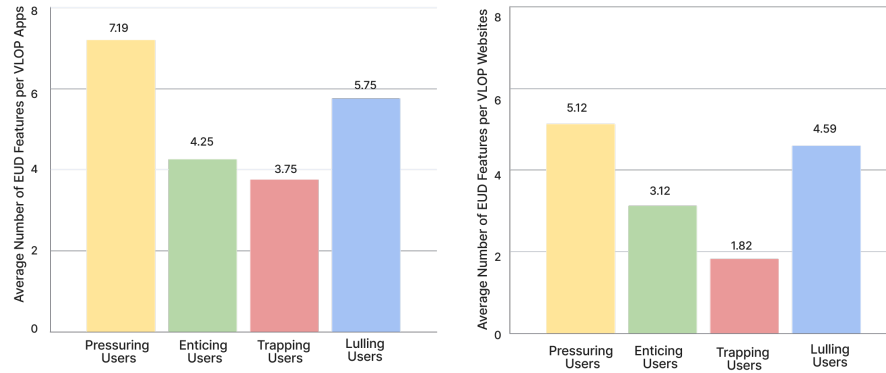


Fig. 17. Average Number of EUD Features per platform; app(left), website(right)

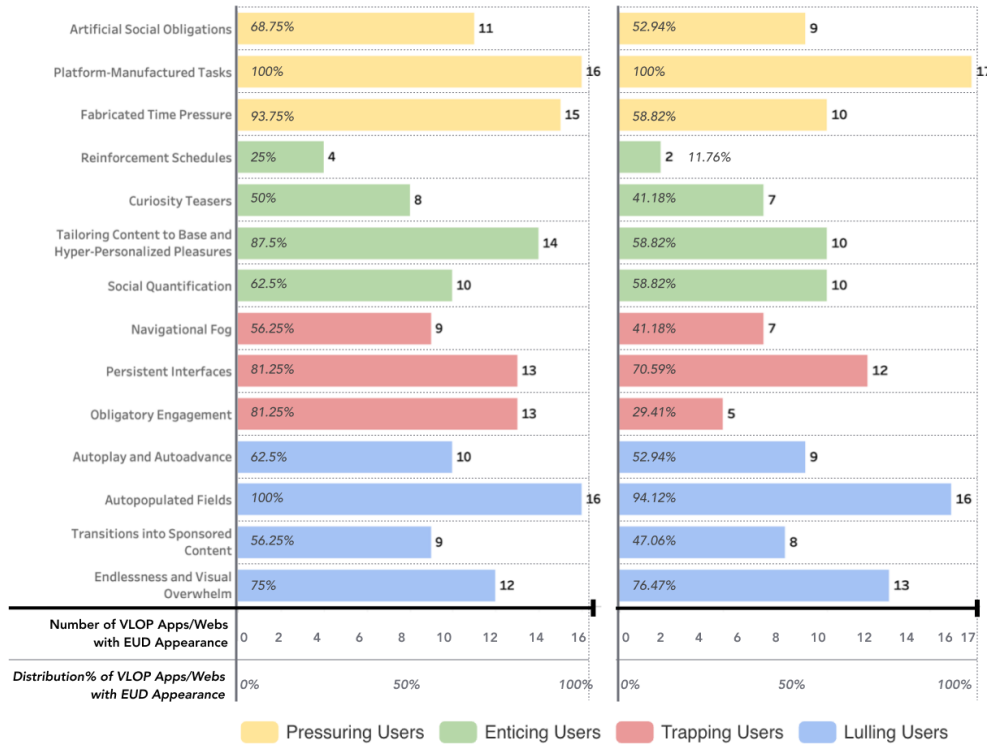


Fig. 18. EUD Pattern Occurrences on VLOPs; app(left), website(right)

We also looked at the prevalence of each of these four strategies across the three types of VLOPs (social media, eCommerce, information). We found that social media platforms (apps: $mean = 19.00, sd = 7.55$; websites: $mean = 8.38, sd = 2.13$) generally use pressuring users and lulling users (apps: $mean = 29.00, sd = 14.01$; websites: $mean =$

7.63, $sd = 0.92$) as their main strategies. In contrast, e-commerce platforms primarily use pressuring users (apps: $mean = 13.00, sd = 7.55$; websites: $mean = 6.17, sd = 1.94$) and lulling users (apps: $mean = 16.00, sd = 14.01$; websites: $mean = 4.83, sd = 2.23$). Information platforms tend to use trapping users (apps: $mean = 2.00, sd = 7.21$; websites: $mean = 3.00, sd = 1.41$) and pressuring users (apps: $mean = 4.00, sd = 7.55$; websites: $mean = 5.50, sd = 2.12$), though they generally use fewer engagement strategies overall compared to social media and e-commerce platforms. Figure 19 shows the tree diagram of each VLOP's usage of EUDs.

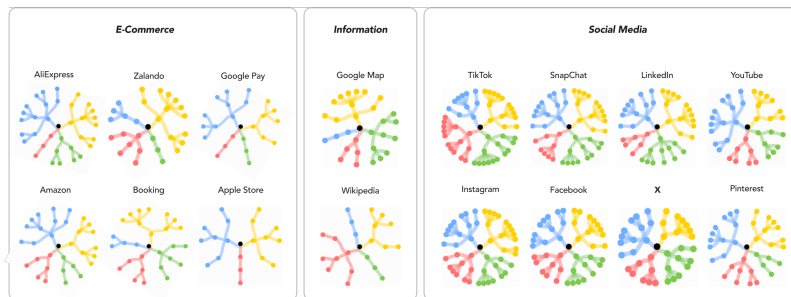


Fig. 19. Tree diagrams of the EUDs on each VLOP app. Each node represents a different EUD, and each color represents a different strategy (yellow: pressuring users; green: enticing users; red: trapping users; blue: lulling users). As shown here, eCommerce platforms and information platforms are visibly sparser than social media platforms, which use twice as many EUDs. Interactive versions of these visualizations that allow for exploring the EUDs used by each app can be found [here](#)

6 RESULTS PART 3: INTERFACE VIGNETTES COMBINING EUDS

Here, we complement our data describing EUDs and their prevalence with illustrations of their use in context. We provide three different vignettes that characterize the holistic experience of encountering EUDs as a VLOP user and show how multiple EUDs can work together, each compounding the effects of the others.

6.1 Vignette 1: Creating Chain Reactions

We observed that VLOPs often funnel users through multiple screens that each incorporate one or more EUDs. These chain reactions create a behavioral funnel that guides users step-by-step through a series of interactions, with each encouraging prolonged engagement by nudging them into the step that follows.

For example (see storyboard in Figure 20), LinkedIn creates an unread notification badge as a visual cue to trigger *Obligatory Engagement*. This creates a subtle sense of urgency or discomfort, prompting the user to click on the badge to clear it. Upon clicking the badge, the user encounters a prompt encouraging them to congratulate a friend on achieving a milestone, creating a subtle *Artificial Social Obligation* without overt pressure. When the user clicks on the prompt encouraging them to “Say congrats,” they are taken to a chat interface with an *Autopopulated Field* supplying the text to send, requiring only one click to send a congratulatory message. Sending this message then triggers EUDs for the recipient: the recipient receives a social activity alert in the form of an in-app badge, push notification, or email, informing them of the message. This, in turn, creates another incomplete task that requires action to click the button, and generate social pressure to respond.

With this set of EUD features, the platform creates a complete feedback loop: even though both features—a notification badge and prompts to congratulate a friend—rely on mechanisms that subtly pressure the user, their combination also creates a nuanced experience of lulling the users into a state where they are more likely to follow a pre-designed

path of actions. This gently guides them into extended engagement while subduing the feeling of being pressured or manipulated to stay on the platform. Low-friction designs like autopopulated congratulatory text further lull the user into extended engagement. And this chain reaction moves across the network of connected individuals, with one user's actions triggering EUDs in another user's interface.

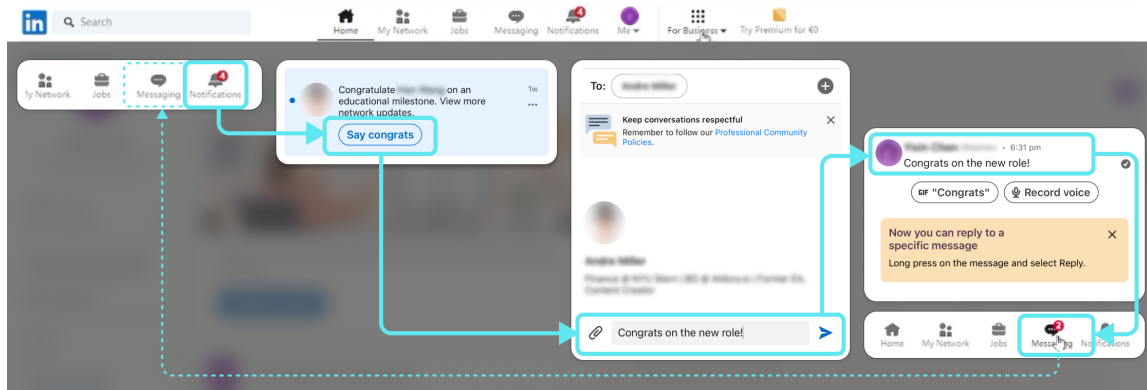


Fig. 20. Creating Chain Reactions: LinkedIn creates chain reaction by having one EUD feature lead to another.

6.2 Vignette 2: Bombarding Users via Multiple Lines of Attack

In other cases, VLOPs employ multiple EUDs separately and simultaneously, bombarding the user with many parallel attempts to hijack their attention. For example, on YouTube's main page, features based on lulling mechanisms, like infinite scroll and autoplay, provide a continuous flow of content, keeping users passively engaged without requiring active effort. Features based on pressuring mechanisms, such as unread badges, subtly push users to resolve notifications at the same time. Features based on enticing mechanisms, like provocative thumbnails, instantly grab attention, even as the user scrolls through options or clears notifications. Features based on trapping mechanisms, like picture-in-picture playback, keep users connected to content even as they maintain other threads of engagement. These overlapping features work together to cumulatively create an environment that aggressively pursue the user's attention.

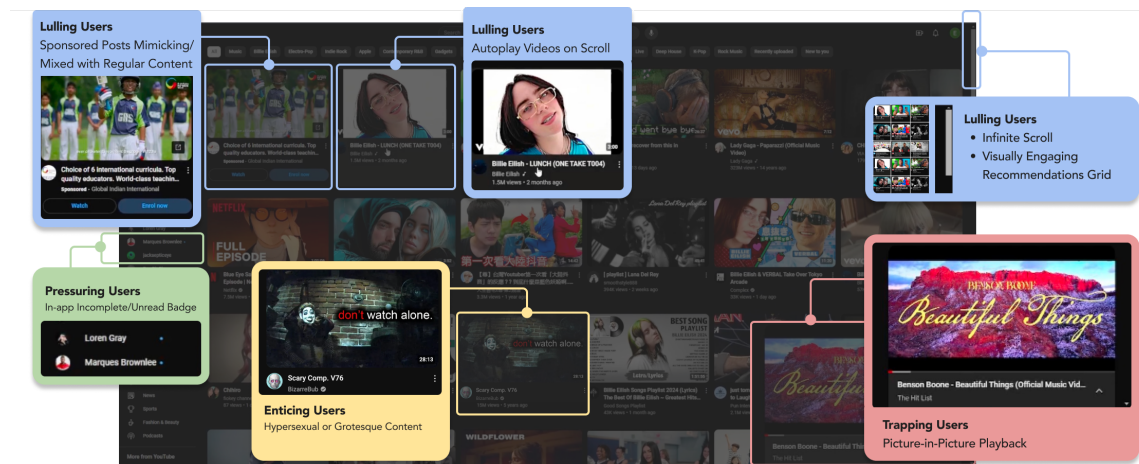


Fig. 21. Bombarding the user: YouTube displays a range of EUDs representing all four strategies on the main page.

6.3 Vignette 3: Fusing EUDs

Finally, we saw that VLOPs often merge two or more EUD patterns into a single UI element to enhance its potential for extending user engagement. For example, Booking.com presents the user with a dialog encouraging them to complete a series of bookings with the platform within a certain time frame (see Figure 22). In doing so, they create a *Platform-Manufactured Task*, giving the user a to-do list of bookings, and they exert *Fabricated Time Pressure*, giving the user a time constraint which adds urgency to their engagement. The user’s progress is represented by five circles, which break down the broader goal (completing five bookings) into smaller, manageable tasks (one booking at a time). By merging these two EUDs, a single UI element can leverage multiple approaches at once to increasing the user’s engagement.

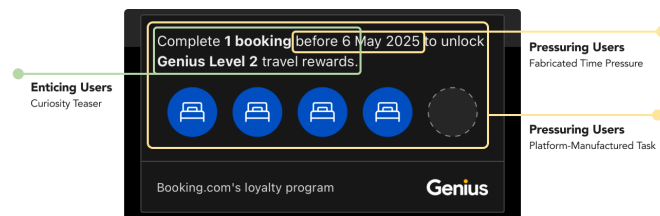


Fig. 22. Fusing EUDs: Booking.com creates a *Platform-Manufactured Task* with *Fabricated Time Pressure*, employing multiple forms of pressure through a single feature.

7 DISCUSSION

7.1 The Ubiquity and Aggressiveness of EUDs

We found that EUDs are ubiquitous across VLOPs, which serve hundreds of millions of users worldwide. These design categories have been invented by platforms to encourage prolonged use and re-engagement, and thus contribute to displacement of other pursuits and lead users to blame themselves for excessive time spent with engaging interfaces online. We found that platforms: 1) pressure users into engaging by creating artificial social obligations and task lists,

2) entice users by leveraging reward- and pleasure-mediated mechanisms that often involve curiosity teasing and tailoring, 3) trap users through disorientating interface elements that cause confusion, block navigation, and inhibit decision-making, and 4) lull users via automated, low-friction designs that reduce user self-determination by automating decision-making, overloading the UI with heuristic-driven stimuli, and encouraging mindlessness.

These categories of manipulation work together to both guide users toward decisions that extend their use and away from decisions that end their use. Enticement designs attempt to make users feel excited to stay engaged while pressureful designs make them feel bad about leaving. Trapping designs make leaving difficult, while lulling designs make staying easy. VLOPs leverage these strategies in combination, linking them together to form chain reactions, bombarding the user with a multitude of competing EUDs, and fusing multiple EUDs into single features. Together, these forces create a current that carries the user along in one direction, steering them away from disengagement decisions while simultaneously funneling them into engagement ones.

7.2 A Conceptual Model of Extended-Use Design

This taxonomy builds upon several pre-existing taxonomies that have described dark patterns, attention capture, and designs that promote compulsive use [17, 36, 43] and situates them on VLOPs, the most commonly used platforms with the greatest global reach. Its novel contributions to this academic field include its combination of theory-driven and empirically driven data to create a taxonomy that describes the motives behind design, rather than only describing designs phenomenologically. In other words, while dark pattern typologies describing specific interface designs such as “confirmshaming” may come and go, we aimed to describe the underlying purpose and psychological mechanisms by which users pay attention to digital products, use them for extended periods of time, return after non-use, or feel compelled to re-engage.

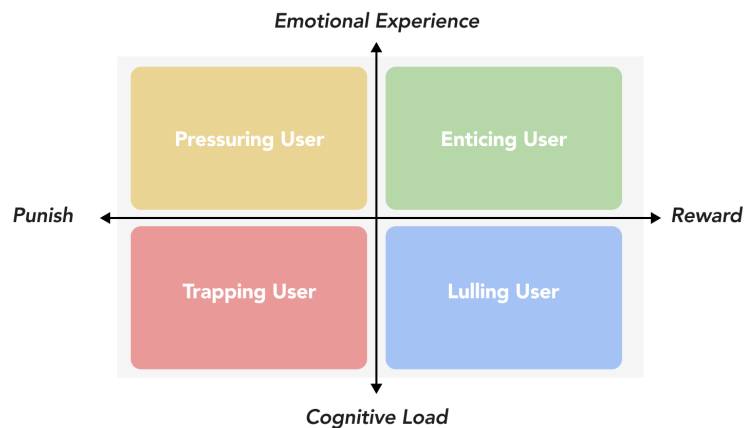


Fig. 23. A conceptual model of the common strategies underlying EUDs. Some EUDs manipulate emotions (e.g., manufacturing feelings of guilt, anxiety, or stress by *pressuring* users; manufacturing feelings of curiosity, pleasure, or popularity by *enticing* users). Some EUDs manipulate cognitive load (e.g., making navigation difficult by *trapping* users; making navigation simple by *lulling* users). These designs work to reward users emotionally and cognitively for continuing to engage and punishing users emotionally and cognitively for attempting to disengage.

Our findings show that EUDs operate on two levels (see Figure 23). First, they leverage users' *emotional responses*, manufacturing guilt, anxiety, curiosity, and pleasure in ways that encourage engagement and discourage disengagement. Second, they manipulate *cognitive load*, making engagement decisions frictionless and disengagement decisions frictionful. In both cases, EUDs offer rewards for behaviors that extend engagement and punish behaviors that end it. This model offers some potential insight into future regulatory strategies; for example, punishing designs that invoke negative emotional experiences and increase cognitive load may be better suited to regulation than those that reward users for extended engagement. The parallel structure that we repeatedly encountered—wherein engagement flows (e.g., signing up for a service) lulled users into continuing, and disengagement flows (e.g., cancelling a service) trapped users such that they struggled to make forward progress—also suggest a need for regulation. Requiring that engagement and disengagement experiences have equal levels of lulling and trapping would support users in making more autonomous decisions about their time and attention.

Perhaps not coincidentally, these four strategies align with the four phases of the “Hook” product-development model, a product design framework popularized by the book of the same name [16], that promises to help companies build habit-forming products. The four phases of the Hook model include: Trigger (creating external and internal triggers to engage, which aligns with the practice of enticing Users), Action (making engagement simple, which aligns with the practice of lulling Users), Variable Reward (encouraging the user to chase unpredictable rewards, which aligns with the practices of pressuring and enticing users), and Investment (requiring users to put effort into the platform, which aligns with the practice of trapping users). It is perhaps no coincidence that the practices we found VLOPs to be employing to encourage extended use fit neatly with practitioner guidance teaching designers how to do the same.

7.3 The Challenge of “Gray Patterns”

One challenge we observed when examining these patterns is that they are often agnostic to user wellbeing rather than outright hostile toward it. In some cases, a user may appreciate a nudge to wish a friend a happy birthday, the convenience of autoplay, or the rush of maintaining a “streak.” These designs may, at times, offer value or cement habits users would like to maintain. This makes the prospect of banning or regulating them far more challenging. It also adds complexity for product teams who want to design features that align user- and company-interests.

However, prior work documents that it is deeply problematic to assume that users' engagement behaviors always reflect their preferences [44]. Using extended use as a measure of users' interest in a product is confounded by the very fact that EUDs intend to manufacture extended use itself. And it is clear that attention-economy incentives drive the proliferation of EUDs: in our sample, social media platforms that depend on user attention employed twice as many EUDs as platforms that rely on other business models. This suggests both a need for regulation and landscape that defies it, leaving regulators with the challenge of curtailing overly aggressive or invasive EUDs while leaving space for products to engage their users in ways they find pleasurable and meaningful.

Historically, dark patterns have been identified by their explicit deception. In the case of EUDs, users may be deceived primarily by their own lack of awareness of their susceptibility to these patterns. Our results show that EUDs are pervasive and, if effective, have the potential to dramatically reshape how people spend their time. This suggests a need for regulations that go beyond straightforward cases of deception and put bounds on companies' ability to subtly manipulate users via gray patterns (that are concerning but not quite “dark”).

7.4 A Lack of Autonomy-Supporting Experiences For Teens

Perhaps one of the most notable aspects of our dataset of the EUDs a teen would encounter on VLOPs was the *lack* of teen-specific experiences. The designs platforms employed when a minor user was on the platform were consistent with those an adult might expect to encounter. Children and teens will be particularly susceptible to EUDs due to higher sensitivity to social feedback from peers, which will make pressure more effective in prolonging engagement. The behavior of children and teens is also more easily shaped through reinforcement schedules and pleasure-seeking, which makes them more susceptible to enticement. With less developed critical thinking skills, meta-cognition, and self-monitoring, children and teens are more likely to follow the flow of navigation cues and be trapped or lulled by deceptive designs. It is notable that these design categories frequently appear in the digital products that children are most likely to use through school hours and overnight—namely, social media, video-sharing, and gaming platforms [36].

Here, we envision several possible design approaches that address the problematic aspects of EUDs (see Table 2). Because EUDs vary in their degree of manipulation, age-inappropriateness, and ethics, we propose solutions that range from prohibiting certain designs on platforms used by minors, to providing low-friction options to turn off a given design pattern. These counter-designs serve the purpose of increasing user agency and transparency to child and teen users about their options. Shifting design patterns from promoting extended use to supporting self-determination and disengagement would support youth wellbeing by reducing excessive time online and improving families' sense of self-efficacy around technology.

7.5 Limitations

There were several limitations to our ability to review VLOP interfaces. First, we did not create paid membership accounts, which prevented us from capturing features like Amazon Prime's one-click-buy and other experiences designed for premium users. Second, we only examined Android and Windows systems, as these are the most-used operating systems in Europe, and VLOPs on iOS systems have slight differences in their design. Third, our short-term observation method cannot capture EUDs that arise over prolonged use, nor does it fully emulate the experience of a teenager interacting with the platform. We simulated the usage patterns of a teenage user by creating youth personas and accounts, which we found to yield valuable insights, but future work with actual teenage users would be a valuable complement to the data presented here.

Finally, this research was conducted outside of a corporate context. EUDs that are not readily observable (e.g., data tracking, personalization, and backend designs) would not have been possible for us to detect, and many of the proposed interventions would be difficult or impossible to implement without the cooperation of VLOPs themselves. Greater transparency and collaboration between researchers and industry stakeholders are crucial for building on the findings we present.

8 CONCLUSION

We conducted an inductive-deductive thematic analysis of all VLOPs recognized by the European Union to identify and characterize the EUDs these platforms use with teen users. We then distilled these into a taxonomy and found that designs clustered into four categories reflecting the strategies that underlie them: 1) pressuring, 2) enticing, 3) trapping, and 4) lulling users into engaging. These approaches manipulate users' emotional experience (i.e., pressuring, enticing) and users' cognitive load (i.e., lulling, trapping). They work together to reward users emotionally and cognitively for continuing to engage and to punish users emotionally and cognitively for attempting to disengage.

Mechanism	What designs that do not exploit the mechanism might look like
Pressuring Users	<ul style="list-style-type: none"> • Reduce time pressures: provide options for retaining ephemeral content longer (e.g., allow Instagram stories to last longer). • Reduce artificial social pressures by limiting requests to connect and de-personalizing UI elements, making social nudges "opt-in," or facilitating turning off notifications within 1 click. • Eliminate platform-manufactured tasks. • Eliminate notifications about ads and sponsored content. • Prohibit anthropomorphic interfaces at decision points for minors.
Enticing Users	<ul style="list-style-type: none"> • Provide options to remove reinforcement schedules in products used by minors (e.g., 1-click turning off of social quantification markers, daily rewards, Snap Streaks, etc.). • Increase human review of content and thumbnails to remove clickbait images that are deceptive or exploit heuristics like violence or sex. • Eliminate curiosity teasers in products used by minors and reduce their use for adults (e.g., 1-click option to turn them off). • Increase transparency about A/B testing or automated tailoring of content (e.g., "because you liked...").
Trapping Users	<ul style="list-style-type: none"> • Design clearer UIs that support user disengagement (e.g., clear stoppage points, inclusion of clocks, setting time goals for platform usage, clear "X" buttons to exit tasks). • Ensure language is simple and understandable for minors. • Make profile changes easier to apply broadly with minimal clicks. • Provide clear options for canceling or ending accounts. • Include 1-click toggles to disable persistent interfaces permanently.
Lulling Users	<ul style="list-style-type: none"> • Include 1-click options to turn off autoplay (autoplay off by default for minors). • Provide 1-click options to disable curated or algorithmic feeds. • Disable autofilled searches for minors' accounts. • Increase human review of thumbnails to remove manipulative visuals that exploit cognitive biases.

Table 2. Potential design approaches that combat EUDs, support users' autonomy, and protect minors.

We then conducted a structured content analysis, applying our taxonomy to all 17 VLOPs. This revealed that EUDs are pervasive, with 583 features employing these approaches. Although all VLOPs used at least some EUDs, social media platforms used twice as many as other VLOPs. In the wild, EUDs do not operate in isolation, but are chained together to trigger one another, act simultaneously on the user, and combine into single features, thus turning what might, in isolation, be subtle nudges into a cacophony of aggressive attention-grabbing gimmicks.

REFERENCES

[1] 2012. Figma: The Collaborative Interface Design Tool. <https://www.figma.com/>

[2] Substance Abuse and Mental Health Services Administration (SAMHSA). 2024. Online Health and Safety for Children and Youth: Best Practices for Families and Guidance for Industry. <https://www.samhsa.gov/sites/default/files/online-health-safety-children-youth-report.pdf> Accessed:

- 2024-09-10.
- [3] Monica Anderson, Michelle Faverio, and Jeffrey Gottfried. 2023. Teens, social media and technology 2023. *Pew Res Cent* (2023).
 - [4] Eric PS Baumer, Phil Adams, Vera D Khovanskaya, Tony C Liao, Madeline E Smith, Victoria Schwanda Sosik, and Kaiton Williams. 2013. Limiting, leaving, and (re) lapsing: an exploration of facebook non-use practices and experiences. In *Proceedings of the SIGCHI conference on human factors in computing systems*. 3257–3266.
 - [5] Ann Blandford, Dominic Furniss, and Stephann Makri. 2016. *Qualitative HCI research: Going behind the scenes*. Morgan & Claypool Publishers.
 - [6] Matthias Böhmer and Antonio Krüger. 2013. A study on icon arrangement by smartphone users. In *Proceedings of the SIGCHI Conference on Human Factors in Computing Systems*. 2137–2146.
 - [7] Kerstin Bongard-Blanchy, Arianna Rossi, Salvador Rivas, Sophie Doublet, Vincent Koenig, and Gabriele Lenzini. 2021. "I am Definitely Manipulated, Even When I am Aware of it. It's Ridiculous!"-Dark Patterns from the End-User Perspective. In *Proceedings of the 2021 ACM Designing Interactive Systems Conference*. 763–776.
 - [8] Pew Research Center. 2018. Teens, Social Media & Technology 2018. <https://www.pewresearch.org/internet/2018/05/31/teens-social-media-technology-2018/>
 - [9] European Commission. 2023. Digital Services Act: Commission designates first set of Very Large Online Platforms and Search Engines. https://ec.europa.eu/commission/presscorner/detail/en/ip_23_2413 Accessed: 2024-09-10.
 - [10] European Commission. 2024. Digital Services Act: Very Large Online Platforms and Search Engines. <https://digital-strategy.ec.europa.eu/en/policies/dsa-vlops> Accessed: 2024-09-10.
 - [11] TH Davenport and JC Beck. 2001. *The Attention Economy: Understanding the New Currency of Business* (Harvard Business School Press, Boston). (2001).
 - [12] Katie Davis, Anja Dinhopf, and Alexis Hiniker. 2019. "Everything's the Phone" Understanding the Phone's Supercharged Role in Parent-Teen Relationships. In *Proceedings of the 2019 CHI conference on human factors in computing systems*. 1–14.
 - [13] Linda Di Geronimo, Larissa Braz, Enrico Fregnan, Fabio Palomba, and Alberto Bacchelli. 2020. UI dark patterns and where to find them: a study on mobile applications and user perception. In *Proceedings of the 2020 CHI conference on human factors in computing systems*. 1–14.
 - [14] Annie Dillard. 1989. *The writing life*. HarperPerennial New York.
 - [15] Niall Docherty and Asia J Biega. 2022. (Re) Politicizing digital well-being: beyond user engagements. In *Proceedings of the 2022 CHI Conference on Human Factors in Computing Systems*. 1–13.
 - [16] Nir Eyal. 2014. *Hooked: How to build habit-forming products*. Penguin.
 - [17] Maëva Flayelle, Damien Brevers, Daniel L King, Pierre Muraige, José C Perales, and Joël Billieux. 2023. A taxonomy of technology design features that promote potentially addictive online behaviours. *Nature Reviews Psychology* 2, 3 (2023), 136–150.
 - [18] 5Rights Foundation. 2024. Pathways: How Digital Design Puts Children at Risk. <https://5rightsfoundation.com/uploads/Pathways-how-digital-design-puts-children-at-risk.pdf>.
 - [19] New York Attorney General. 2023. Meta Multistate Complaint. <https://ag.ny.gov/sites/default/files/court-filings/meta-multistate-complaint.pdf> Case No. 1:23-cv-08205.
 - [20] James N Gilmore. 2020. To affinity and beyond: Clicking as communicative gesture on the experimentation platform. *Communication, Culture, and Critique* 13, 3 (2020), 333–348.
 - [21] Colin M Gray, Cristiana Teixeira Santos, Nataliia Bielova, and Thomas Mildner. 2024. An ontology of dark patterns knowledge: Foundations, definitions, and a pathway for shared knowledge-building. In *Proceedings of the CHI Conference on Human Factors in Computing Systems*. 1–22.
 - [22] Johanna Gunawan, Amogh Pradeep, David Choffnes, Woodrow Hartzog, and Christo Wilson. 2021. A comparative study of dark patterns across web and mobile modalities. *Proceedings of the ACM on Human-Computer Interaction* 5, CSCW2 (2021), 1–29.
 - [23] Anna Hartford, Dan J Stein, et al. 2022. Attentional Harms and Digital Inequalities. *JMIR Mental Health* 9, 2 (2022), e30838.
 - [24] Alexis Hiniker, Sarita Y Schoenebeck, and Julie A Kientz. 2016. Not at the dinner table: Parents' and children's perspectives on family technology rules. In *Proceedings of the 19th ACM conference on computer-supported cooperative work & social computing*. 1376–1389.
 - [25] Lexie Kane. 2019. *The attention economy*. Nielsen Norman Group.
 - [26] Anja Lambrecht and Catherine Tucker. 2013. When does retargeting work? Information specificity in online advertising. *Journal of Marketing research* 50, 5 (2013), 561–576.
 - [27] Rotem Landesman, Jina Yoon, Jaewon Kim, Daniela E Munoz Lopez, Lucia Magis-Weinberg, Alexis Hiniker, and Katie Davis. 2024. "I Just Don't Care Enough To Be Interested": Teens' Moment-By-Moment Experiences on Instagram. In *Proceedings of the 23rd Annual ACM Interaction Design and Children Conference*. 14–29.
 - [28] Matthew Lombard, Jennifer Snyder-Duch, and Cheryl Campanella Bracken. 2002. Content analysis in mass communication: Assessment and reporting of intercoder reliability. *Human communication research* 28, 4 (2002), 587–604.
 - [29] Jamie Luguri and Lior Jacob Strahilevitz. 2021. Shining a light on dark patterns. *Journal of Legal Analysis* 13, 1 (2021), 43–109.
 - [30] Kai Lukoff, Ulrik Lyngs, Himanshu Zade, J Vera Liao, James Choi, Kaiyue Fan, Sean A Munson, and Alexis Hiniker. 2021. How the design of youtube influences user sense of agency. In *Proceedings of the 2021 CHI Conference on Human Factors in Computing Systems*. 1–17.
 - [31] Arunesh Mathur, Gunes Acar, Michael J Friedman, Eli Lucherini, Jonathan Mayer, Marshini Chetty, and Arvind Narayanan. 2019. Dark patterns at scale: Findings from a crawl of 11K shopping websites. *Proceedings of the ACM on human-computer interaction* 3, CSCW (2019), 1–32.

- [32] Arunesh Mathur, Mihir Kshirsagar, and Jonathan Mayer. 2021. What makes a dark pattern... dark? Design attributes, normative considerations, and measurement methods. In *Proceedings of the 2021 CHI conference on human factors in computing systems*. 1–18.
- [33] Ian McCulloh and Ben Cohen. 2023. Fragile Minds: Exploring the Link Between Social Media and Young Adult Mental Health. In *Proceedings of the International Conference on Advances in Social Networks Analysis and Mining*. 475–479.
- [34] Thomas Mildner, Gian-Luca Savino, Philip R Doyle, Benjamin R Cowan, and Rainer Malaka. 2023. About engaging and governing strategies: A thematic analysis of dark patterns in social networking services. In *Proceedings of the 2023 CHI conference on human factors in computing systems*. 1–15.
- [35] Alberto Monge Roffarello and Luigi De Russis. 2022. Towards understanding the dark patterns that steal our attention. In *Chi conference on human factors in computing systems extended abstracts*. 1–7.
- [36] Alberto Monge Roffarello, Kai Lukoff, and Luigi De Russis. 2023. Defining and identifying attention capture deceptive designs in digital interfaces. In *Proceedings of the 2023 CHI Conference on Human Factors in Computing Systems*. 1–19.
- [37] Carol Moser, Sarita Y Schoenebeck, and Paul Resnick. 2019. Impulse buying: Design practices and consumer needs. In *Proceedings of the 2019 CHI Conference on Human Factors in Computing Systems*. 1–15.
- [38] Nikhila Natarajan. 2024. Do they stop? How do they stop? Why do they stop? Whether, how, and why teens insert “frictions” into social media’s infinite scroll. *International Journal of Communication* 18 (2024), 20.
- [39] U.S. Department of Health and Human Services. 2023. Surgeon General’s Advisory on Youth Mental Health and Social Media. <https://www.hhs.gov/sites/default/files/sg-youth-mental-health-social-media-advisory.pdf> Accessed: 2024-09-10.
- [40] National Academies of Sciences Engineering and Medicine. 2024. Assessment of the Impact of Social Media on the Health and Wellbeing of Adolescents and Children. <https://www.nationalacademies.org/our-work/assessment-of-the-impact-of-social-media-on-the-health-and-wellbeing-of-adolescents-and-children> Accessed: 2024-09-10.
- [41] Office of the Governor of New York. 2023. Governor Hochul, Attorney General James, Senator Gounardes, and Assemblymember Rozic Take Action. <https://www.governor.ny.gov/news/governor-hochul-attorney-general-james-senator-gounardes-and-assemblymember-rozic-take-action>
- [42] Attorney General of Washington State. 2023. AG Ferguson, Bipartisan Group of AGs File Federal Lawsuit Accusing Meta of Harming Young People. <https://www.atg.wa.gov/news/news-releases/ag-ferguson-bipartisan-group-ag-file-federal-lawsuit-accusing-meta-harming>
- [43] Jenny Radesky, Alexis Hiniker, Caroline McLaren, Eliz Akgun, Alexandria Schaller, Heidi M Weeks, Scott Campbell, and Ashley N Gearhardt. 2022. Prevalence and characteristics of manipulative design in mobile applications used by children. *JAMA network open* 5, 6 (2022), e2217641–e2217641.
- [44] Neil Richards and Woodrow Hartzog. 2024. Against Engagement. *BUL Rev.* 104 (2024), 1151.
- [45] Florida Senate. 2024. Florida Senate Bill 3 (2024). <https://www.flsenate.gov/Session/Bill/2024/3> Accessed: 2024-09-10.
- [46] StatCounter. 2024. Desktop Operating System Market Share Europe. <https://gs.statcounter.com/os-market-share/desktop/europe>. Accessed: 2024-09-12.
- [47] StatCounter. 2024. Mobile Operating System Market Share Europe. <https://gs.statcounter.com/os-market-share/mobile/europe>. Accessed: 2024-09-12.
- [48] Statista. 2024. Most popular social networks worldwide by number of monthly active users. <https://www.statista.com/statistics/272014/global-social-networks-ranked-by-number-of-users/> Accessed: 2024-09-10.
- [49] Substance Abuse and Mental Health Services Administration (SAMHSA). 2021. Protecting the Mental Health of Children and Youth: Online Safety Practices. <https://www.samhsa.gov/sites/default/files/online-health-safety-children-youth-report.pdf>
- [50] Sarah J. Tracy. 2013. *Qualitative Research Methods: Collecting Evidence, Crafting Analysis, Communicating Impact*. Wiley, New York. https://www.google.com/books/edition/Qualitative_Research_Methods/EVwcEQAAQBAJ?hl=en&gbpv=1&dq=qualitative+analysis+tracy&pg=PA17&printsec=frontcover
- [51] Jonathan A Tran, Katie S Yang, Katie Davis, and Alexis Hiniker. 2019. Modeling the engagement-disengagement cycle of compulsive phone use. In *Proceedings of the 2019 CHI conference on human factors in computing systems*. 1–14.
- [52] Russell M Viner, Aswathikutty Gireesh, Neza Stiglic, Lee D Hudson, Anne-Lise Goddings, Joseph L Ward, and Dasha E Nicholls. 2019. Roles of cyberbullying, sleep, and physical activity in mediating the effects of social media use on mental health and wellbeing among young people in England: a secondary analysis of longitudinal data. *The Lancet Child & Adolescent Health* 3, 10 (2019), 685–696.
- [53] Heather Cleland Woods and Holly Scott. 2016. # Sleepyteens: Social media use in adolescence is associated with poor sleep quality, anxiety, depression and low self-esteem. *Journal of adolescence* 51 (2016), 41–49.
- [54] Sarita Yardi and Amy Bruckman. 2011. Social and technical challenges in parenting teens’ social media use. In *Proceedings of the SIGCHI conference on human factors in computing systems*. 3237–3246.
- [55] José P Zagal, Staffan Björk, and Chris Lewis. 2013. Dark patterns in the design of games. In *Foundations of Digital Games 2013*.
- [56] Leah Zhang-Kennedy, Maxwell Keleher, and Michaela Valiquette. 2024. Navigating the Gray: Design Practitioners’ Perceptions Toward the Implementation of Privacy Dark Patterns. *Proceedings of the ACM on Human-Computer Interaction* 8, CSCW1 (2024), 1–26.