

MECHANISM AND EMERGENCE OF STACKED ATTENTION HEADS IN MULTI-LAYER TRANSFORMERS

Tiberiu Muşat

Federal Institute of Technology Zurich
tmusat@ethz.ch

ABSTRACT

In this paper, I introduce the *retrieval* problem, a simple reasoning task that can be solved only by transformers with a minimum number of layers. The task has an adjustable difficulty that can further increase the required number of layers to any arbitrary value. I demonstrate that large language models can solve the task under different prompting formulations without any fine-tuning. To understand how transformers solve the retrieval problem, I train several transformers on a minimal formulation. I find that successful learning occurs only under the presence of an implicit curriculum. I uncover the learned mechanisms by studying the attention maps in the trained transformers. I also study the training process, uncovering that attention heads always emerge in a specific sequence.

1 INTRODUCTION

How do neural networks solve the tasks that they are trained on? Is there a clear algorithm hiding behind the millions of unintelligible weights and biases? These are the questions that the field of mechanistic interpretability tries to answer. If successful, this line of research could lead to a better understanding of neural networks and the development of AI systems with increased safety, reliability, and efficiency (Doshi-Velez & Kim, 2017; Olah et al., 2020; Elhage et al., 2021).

Transformers (Vaswani, 2017) have become the dominant architecture in natural language processing, achieving state-of-the-art results on a wide range of tasks (Brown, 2020; Achiam et al., 2023). Recent interpretability research has successfully uncovered the mechanisms learned by single-layer (Nanda et al., 2023; Quirke et al., 2023) and two-layer (Olsson et al., 2022) transformers. However, understanding the mechanisms learned by deeper transformers remains an open problem. Automatic circuit analysis of large language models provides valuable insights about isolated circuits that span several layers, but such circuits remain not fully understood (Wang et al., 2022; Conmy et al., 2023). Therefore, understanding the mechanisms of multi-layer transformers is a crucial step towards understanding state-of-the-art language models.

In this paper, I try to answer the following questions:

- Q1.** Are there tasks that can be solved only by transformers with a specific depth?
- Q2.** Are large language models able to solve such tasks without specific fine-tuning?
- Q3.** What is the mechanism that transformers use to solve the task?
- Q4.** How does this mechanism emerge during training?

I answer **Q1** positively by introducing the *retrieval* problem, as well as a close variant that I term the *conditional retrieval* problem. I answer **Q2** positively by demonstrating that large language models can solve both problems without any specific fine-tuning under multiple prompting formulations. This suggests that large language models have learned a complex mechanism formed by multiple stacked attention heads. To elucidate this mechanism (**Q3**), I train several transformers on a minimal formulation of the retrieval problem. By studying the attention maps in the trained transformers, I uncover multiple possible mechanisms that I term *retrieval heads*. Regarding the training process (**Q4**), I find that retrieval heads emerge only under the presence of an implicit curriculum and always in a specific sequence.

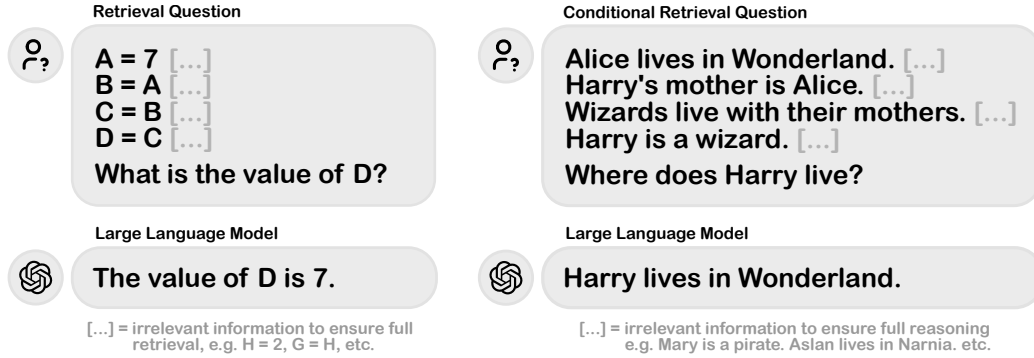


Figure 1: Illustrative examples of *retrieval* and *conditional retrieval* questions.

2 RELATED WORK

Single-layer transformers. Perhaps the most well-studied setting for single-layer transformers is the problem of modular addition. Nanda et al. (2023) show that transformers solve modular addition by arranging the embedding vectors in a circular structure and leveraging the attention mechanism to perform trigonometric operations. Zhong et al. (2024) extend this work by uncovering other algorithms and embedding structures. Even the training dynamics are beginning to be understood, with Ding et al. (2024) studying the survival of initial circular representations and myself (Musat, 2024) proposing an effective theory of the training dynamics by modeling the embeddings as a particle system. Quirke et al. (2023) train a single-layer transformer with three attention heads on the problem of n-digit integer addition. They find that transformers break down the multi-digit addition task into parallel, digit-specific streams, using different algorithms for various digit positions.

Two-layer transformers. By studying two-layer transformers, Olsson et al. (2022) uncover a mechanism termed *induction head* that, given an input sequence $ab \dots a$, can predict b . One possible use of an induction head is *sequence copying*, but it can also perform more high-level functions such as *translation*. The induction head is formed by two stacked attention heads. The first head copies into the residual stream of b the value of the previous token a . The second head is then able to attend to the token b and copy it into the residual stream of the final token. Reddy (2023) explains the emergence of the induction head during training by the sequential learning of three nested logits enabled by an implicit curriculum.

Large language models. Several studies on large language models use automated or semi-automated methods to isolate circuits that solve a specific task (Conmy et al., 2023; Goldowsky-Dill et al., 2023). Such circuits often span many layers, but their mechanisms remain not fully understood (Wang et al., 2022). Attention heads in large language models are often strongly interdependent, which makes it difficult to isolate and understand individual heads (Bricken et al., 2023). In large language models, even the simple task of greater-than comparison, which could in principle be solved by a single-layer transformer, is solved by a complex mechanism formed by multiple attention heads and MLPs (Hanna et al., 2024).

3 PROBLEM DEFINITION

The *retrieval* problem is directly inspired by the *induction* problem introduced by Olsson et al. (2022). Given an input sequence $ab \dots a$, the induction problem requires the model to predict the token b . I directly extend this formulation by increasing the number of induction steps to D . Given an input sequence $x_{D-1}x_D \dots x_1x_2 \dots x_0x_1 \dots x_0$, the retrieval problem consists in predicting the token x_D . By setting $D = 1$, we recover exactly the original induction problem.

I propose an even more general variant of the retrieval problem, which I term the *conditional retrieval* problem, where each retrieval step could depend on multiple previously retrieved values, not just the last one. For example, given the input sequence $xyz \dots ay \dots ax \dots a$, predicting the token

z would constitute a conditional retrieval problem. The retrieval steps in the retrieval problem are perfectly linear, while in the conditional retrieval, they form a directed acyclic graph.

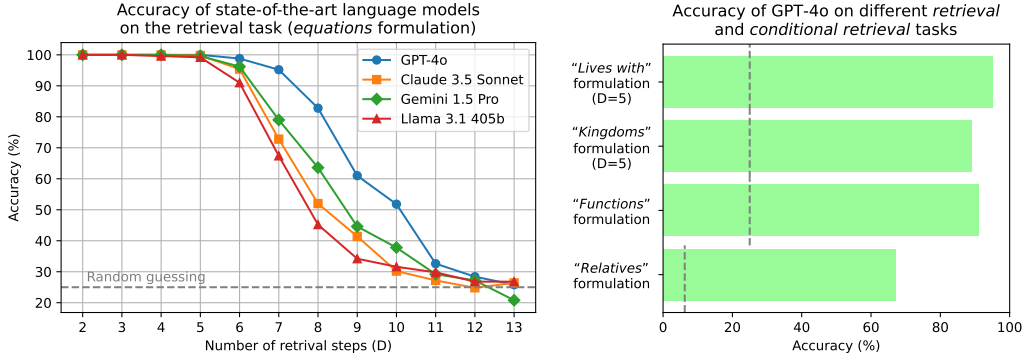


Figure 2: Accuracy of large language models on the retrieval and conditional retrieval problems. Dashed lines indicate the accuracy of random guessing. Full prompts and benchmarking details are provided in Appendix A.

4 LARGE LANGUAGE MODELS

To better illustrate the task and to enable benchmarking of large language models, I propose 5 specific formulations of the retrieval problems: 3 *retrieval* formulations and 2 *conditional retrieval* formulations.

- F1.** *Equations* formulation: “a = 3. b = a. c = b. c = ?”
- F2.** *Lives-with* formulation: “Alice lives in Switzerland. Bob lives with Alice. Charlie lives with Bob. David lives with Charlie. Where does David live?”
- F3.** *Kingdoms* formulation: “Alice lives in Novaria. Novarians believe in harmonianism. Harmonianists eat lamb. Lamb contains Zephyrium. Zephyrium causes Chronogy. Who has Chronogy?”
- F4.** *Functions* formulation (conditional retrieval): “f(2) = 3. g = f. a = 2. g(a) = ?”
- F5.** *Relatives* formulation (conditional retrieval): “Jane lives in Switzerland. Alex’s mother is Jane. Engineers live with their mothers. Alex is an engineer. Where does Alex live?”

To ensure that the retrieval problem is not trivially solvable by just finding the noun that fits the question, I interleave multiple retrieval chains in the same question. This ensures that the model performs the entire reasoning chain. To facilitate benchmarking, I also ask the model to output the answer directly without any additional words and I repeat sampling until an acceptable answer is generated. In Appendix A, I provide examples of the full prompts, correct answers, and acceptable answers for each formulation.

I test the large language models on 500 randomly generated questions for each formulation. The results are presented in Figure 2. For the *equations* formulation, I also measure the accuracy for different difficulty levels D (number of equations) and I find that large language models can solve it almost perfectly for $D \leq 5$. Great performance is also achieved on the *lives-with* and *kingdoms* formulations with $D = 5$, as well as on the conditional retrieval formulations *functions* and *relatives*.

5 THEORETICAL ANALYSIS OF INFORMATION FLOW

In this section, I provide formal proof that the retrieval problem requires a minimum number of transformer layers depending on the number of retrieval steps D . I model the information flow between different positions during self-attention under the following assumption:

Assumption 1. During self-attention, a position can only attend to another position if they already share a piece of positional or token information.

In other words, a position cannot randomly attend to another position. They must already have some shared piece of information. If they do, information flow is possible between the two positions if (1) the attending position puts the shared information in a subspace of the key vector and (2) the attended position puts the same information in the corresponding subspace the query vector. In Figure 3, I visualize the positions that contain shared information before any transformer layers in the case of $D = 5$.




Figure 3: Positions that contain shared information before any transformer layers in the case of $D = 5$. Top edges denote shared token embeddings. Bottom edges denote shared positional encodings.

Definitions. Let's consider all relevant input positions ordered by their reachability from the last token following exactly the paths in Figure 3 (e.g., $x_0x_0x_1x_1x_2x_2\dots$). I denote the residual stream of i -th position in this sequence after layer t as $r_{t,i}$ (e.g., $r_{0,0}$ is the residual stream of the last token before any transformer layers). I denote by p_i the positional encoding for the i -th input pair in the same order of reachability. The initial residual stream $r_{0,i}$ contains only the token embedding and the positional encoding of the i -th position. The token embedding x_i is shared by $r_{0,2i}$ and $r_{0,2i+1}$, and the positional encoding p_i is shared by $r_{0,2i-1}$ and $r_{0,2i}$. Since the distinction between the token embedding and the positional encoding is not relevant for the information flow, we can consider them together by denoting as e_i the piece of information shared by $r_{0,i}$ and $r_{0,i+1}$.

We are interested in the minimum number of layers t such that $r_{t,0}$ could contain the target token x_D . I make a further simplification by introducing an additional assumption that ignores network capacity limitations:

Assumption 2. When a position attends to another position, it retrieves all the information contained in the attended position.

Solving this setting will give us a lower bound on the number of layers required to solve the retrieval problem in the case of a limited network capacity.

Lemma 1. After every layer, every residual stream $r_{t,i}$ will contain a contiguous sequence of pieces of information (e.g., $\{e_a, e_{a+1}, \dots, e_b\}$).

Proof. We can show this using mathematical induction. The initial residual stream $r_{0,i}$ contains only the token embedding and the positional encoding, which represent the consecutive pieces of information $\{e_i, e_{i+1}\}$. During self-attention, the existing contiguous sequence of pieces of information in $r_{t,i}$ will be merged with other contiguous sequences (assumption 2) that share at least one piece of information with $r_{t,i}$ (assumption 1). Their union in $r_{t+1,i}$ remains a contiguous sequence.

Lemma 2. After every layer t , the contiguous sequence of pieces of information in $r_{t,i}$ will have a length of at most $3^t + 1$ for all i .

Proof. We can show this using mathematical induction once again. The initial residual streams $r_{0,i}$ contain exactly two pieces of information: the token embedding and the positional encoding. During the t -th layer of self-attention, the contiguous sequence of pieces of information in $r_{t-1,i}$ will grow by at most 3^{t-1} pieces of information to the left and the right, resulting in a new total length of at most $3^t + 1$.

Theorem 1. The embedding vector x_D of the target token cannot be present in the residual stream $r_{t,0}$ after t layers if $t < \log_3(2D)$.

Proof. The embedding of the target token x_D corresponds to the piece of information e_{2D} . For $r_{t,0}$ to contain e_{2D} , the length of its contiguous sequence must be at least $2D + 1$. By Lemma 2, this length will not be reached if $3^t + 1 < 2D + 1$, which is equivalent to $t < \log_3(2D)$.

Theorem 1 shows that the retrieval problem with D steps cannot be solved by transformers with less than $\log_3(2D)$ layers. This result is a lower bound that does not take into account the limitations of network capacity, causal masking, or training dynamics. In practice, I expect the number of required layers to be even higher.

6 MINIMAL PROBLEM FORMULATION

In order to better study the mechanism by which transformers solve the retrieval problem, I introduce a minimal formulation of the retrieval problem with N retrieval chains, D retrieval steps per chain, and K embedding dimensions. I use $N = 4$ and $K = 4$ throughout. Each chain contains $D + 1$ unique symbols forming D pairs and one query. For every input sequence, each of the $N(D + 1)$ unique symbols is assigned a K -dimensional vector whose components are sampled i.i.d from a standard normal distribution.

I create the input sequences by perfectly interleaving the pairs of symbols forming each retrieval chain, followed by the N query symbols. I randomly shuffle the query vectors. I also shuffle the input pairs from different chains within the same retrieval step. Finally, I concatenate each token embedding with a K -dimensional rotary positional encoding (Su et al., 2023). Each input sequence will contain $N(2D + 1)$ vectors of dimension $2K$.

The output sequences consist of N vectors, one for each query token. I consider two possible formulations: an implicit curriculum (IC) formulation and a non-IC formulation. In the IC formulation, the target vectors have DK dimensions and contain all the tokens forming the retrieval chain concatenated (except the query token x_0). In the non-IC formulation, the target vectors are K -dimensional and contain only the last token of each retrieval chain, namely x_D .

7 IMPLICIT CURRICULUM & NUMBER OF LAYERS

My initial experiments suggest that the implicit curriculum (IC) plays a crucial role in the successful learning of the retrieval problem. To better quantify this effect, I conduct two comprehensive sets of experiments, one for each formulation (IC and non-IC). For each formulation, I train 64 transformers with 1 to 8 layers (8 transformers for each number of layers). I plot the final validation loss averaged across all runs with the same number of layers in Figure 4 (left).

To better understand the connection between the number of layers and the difficulty of the retrieval problem, I also plot the partial validation loss for each position in the retrieval chains in the IC formulation (Figure 4, right). I use $D = 5$ for the IC formulation to better illustrate this connection, but only $D = 3$ for the non-IC formulation to illustrate the importance of the implicit curriculum.

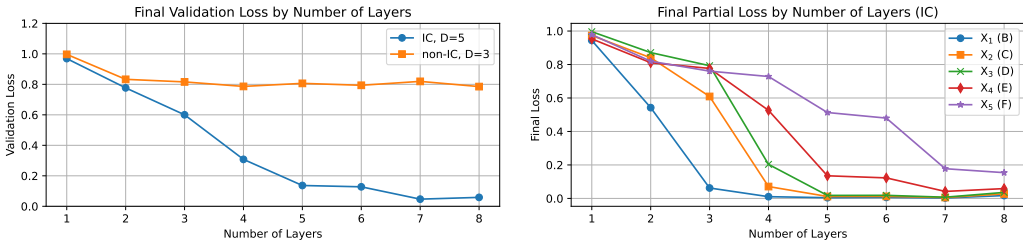


Figure 4: Final validation loss by number of layers, averaged across multiple runs. Left: IC vs. non-IC formulations. Right: Partial validation loss for each position in the retrieval chains (IC only).

7.1 TRAINING DETAILS

For each formulation and number of layers, I train 8 transformers following the recipe of Radford et al. (2019). Each transformer has 8 attention heads per layer and residual streams of size 128. I

train for 10k steps using the Adam optimizer (Kingma, 2014) with a learning rate of 10^{-3} , decoupled weight decay of 0.1 (Loshchilov, 2017), a batch size of 512, 2^{20} randomly generated training examples, layer normalization (Ba et al., 2016), no dropout, and mean squared error loss. I measure the final validation loss by averaging the validation loss over the last 100 training steps.

7.2 RESULTS

First, I observe that the IC formulation is essential for successful learning. In the non-IC formulation, the transformers fail to learn the retrieval problem even for $D = 3$, regardless of the number of layers. I confirm that for 100% of the non-IC runs, the final validation loss is above 0.7.

Second, I empirically confirm the connection between the number of layers and the difficulty of the retrieval problem. For the IC formulation, the later positions in the retrieval chains (corresponding to greater D) are more difficult to learn and require more layers.

Third, I find our first hint regarding the emergence of retrieval heads. During training with IC, the partial losses for earlier positions in the retrieval chains always decrease faster than the partial losses for later positions. I confirm that in 100% of the IC runs, the partial loss goes below 0.5 for x_1 first, then for x_2 , and so on. I will further investigate this phenomenon in section 9.

8 REVERSE-ENGINEERING THE CIRCUITS LEARNED

To understand the mechanism learned by transformers to solve the retrieval problem, I train three transformers (denoted as A, B, and C) with 12 layers and only one attention head per layer on the retrieval problem with $D = 3$. I then manually reverse-engineer the circuits learned by the transformers by studying their attention maps. The uncovered circuits are depicted in Figure 5.

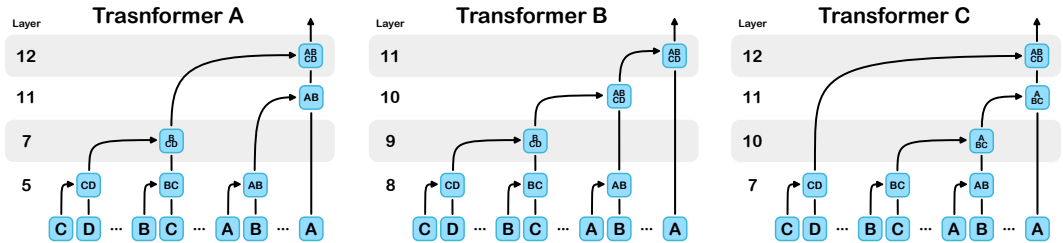


Figure 5: Manually reverse-engineered circuits from three 12-layer transformers trained on the retrieval problem with $D = 3$ and IC.

8.1 TRAINING DETAILS

I follow a similar training recipe as in the previous section. Each transformer has 12 layers, one attention head per layer, and residual streams of size 128. I train each transformer for 24k steps, a batch size of 128, and 262k randomly generated training examples (IC).

8.2 RESULTS

I find that transformers A, B, and C achieve a validation mean squared error of less than 0.01. By studying the attention maps in the trained transformers, I observe that most attention heads do not perform any useful computation. Only a few attention heads are responsible for the information flow. Their behavior is easily interpretable (see Figure 6). I manually reverse-engineer the entire circuits learned by the three transformers, which are depicted in Figure 5. I display all attention maps in Appendix B.

To validate the circuits, I measure the validation error after ablating the attention maps in the following manner. For the attention heads that do not perform any useful computation, I replace the attention weights with either uniform attention or an identity matrix. For the attention heads that

are responsible for the information flow, I construct an attention map that is zero everywhere except for the position that I expect the head to attend to, where it is set to one. I find that the mean squared error increases slightly, but remains below 0.05 for all transformers. By further ablating as uniform the attention of any apparently useful attention heads, the mean squared error increases to 0.17 – 0.89. The only exceptions are the first useful layers of each transformer, which always attend to the previous position. After ablating their attention as uniform, the error stays below 0.1, suggesting that they do not contribute directly to the final output, but rather enable the information flow in the subsequent layers.

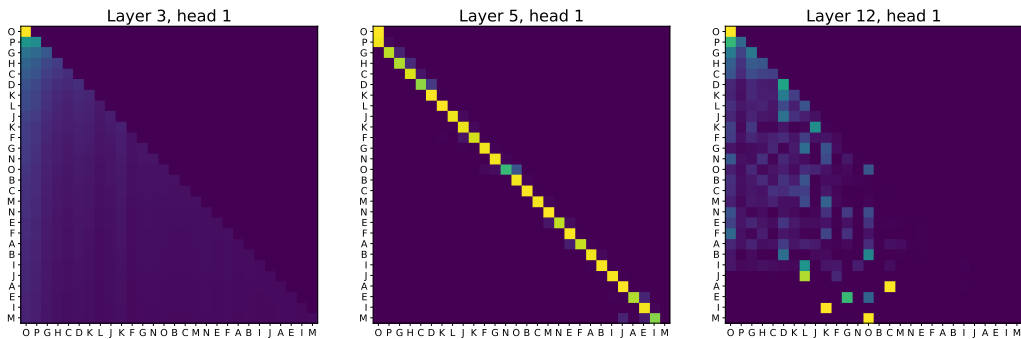


Figure 6: Attention maps for three attention heads in transformer A. The symbols have been assigned letters for better readability.

I observe two interesting facts about the reverse-engineered circuits:

- i. First, in all three transformers, the first relevant attention head is connecting the first and second tokens in each input pair, enabling the subsequent attention heads to attend to the second token in the pair using the value of the first token. This mechanism is highly reminiscent of the induction head mechanism (Olsson et al., 2022; Reddy, 2023).
- ii. Second, except for the first attention head, the circuits learned by the transformers are very different. Interestingly, none of the transformers use the minimum number of attention heads required to solve the retrieval problem for $D = 3$. All transformers use 4 attention heads, but it is possible to use only 3 (for example, by combining layers 7 and 11 in transformer A).

9 EMERGENCE OF ATTENTION HEADS DURING TRAINING

To better understand how the retrieval heads emerge during training, I train a 24-layer transformer (denoted as Transformer D) on the retrieval problem with $D = 4$ and IC. I manually reverse-engineer the circuits learned by Transformer D following the same procedure as before. Afterward, I measure the attention during training for each attention path in the reverse-engineered circuit.

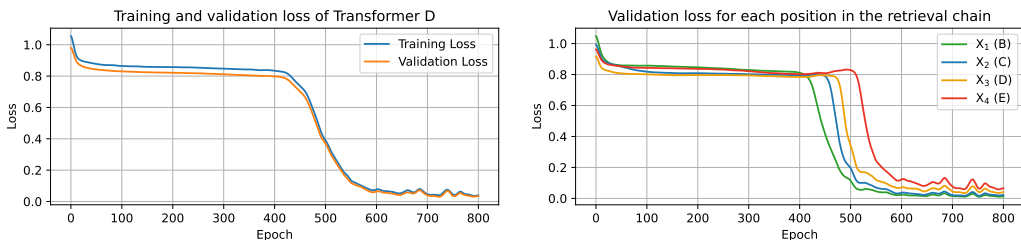


Figure 7: Loss during training of Transformer D (24 layers) with IC and $D = 4$. Left: training and validation loss. Right: partial validation loss for each position in the retrieval chain.

9.1 TRAINING DETAILS

I follow a similar training recipe as in the previous sections. Transformer D has 24 layers, one attention head per layer, and residual streams of size 512. I train for 6400 steps (800 epochs), a batch size of 256, and 262k randomly generated training examples (IC, $D = 4$). To speed up the training and reduce the checkpoint size, I remove the MLPs and reduce the head size to 16.

I save a checkpoint every 10 epochs (80 steps) that I later use to measure the average attention for each attention path in the reverse-engineered circuit, at each epoch during training, using 32 input sequences.

9.2 RESULTS

Transformer D achieves a validation mean squared error of 0.031. I plot the training, validation, and partial validation loss in Figure 7. Using the same reverse-engineering procedure, I uncover a more complex circuit than before, with multiple paths connecting the same positions (Figure 8, left). After ablation, the mean squared error increases to 0.045.

For every checkpoint, I measure the average attention for each attention path in the reverse-engineered circuit. I approximate the attention between checkpoints using linear interpolation. I display the plots for each attention path in Appendix C. Finally, I show the first epoch when the average attention goes above 0.5 for each attention path (Figure 8, right).

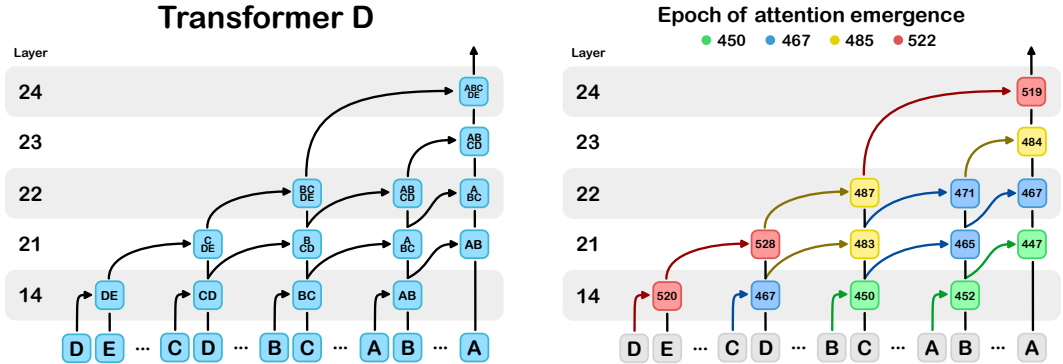


Figure 8: Left: manually reverse-engineered circuits of Transformer D. Right: the epoch when the average attention goes above 0.5 for each attention path.

By analyzing the partial loss curves and the emergence of attention paths, we can make the following observations:

- i. After 400 epochs of slow learning, an induction head that can retrieve token **B** emerges abruptly (Reddy, 2023) on layers 14 and 21. This drives down the first partial loss.
- ii. Quickly after, another attention head emerges on layer 22. This head reuses the induction head (with slight adjustments) to retrieve token **C** and drive down the second partial loss.
- iii. Finally, two more heads emerge on layers 23 and 24 that reuse the circuit formed by heads 14, 21, and 22 to retrieve the tokens **D** and **E**, respectively. This drives down the last two partial losses.
- iv. Head 24 emerges much later than head 23, possibly due to the greater modifications required to reuse the existing circuit.

Together, these observations strongly suggest the following possible explanation for the importance of the implicit curriculum: *The implicit curriculum provides a sequence of increasingly complex tasks that enables learning the entire retrieval mechanism one head at a time, starting with an induction head.*

10 DISCUSSION

In this section, I briefly discuss two interesting aspects of my work in relation to language models.

RETRIEVAL PROBLEMS & NATURAL LANGUAGE

In section 4, we saw that large language models achieve great performance on the retrieval problem. However, the retrieval task cannot be explicitly present in the training data since it has not been publicly stated before. How can we reconcile these two facts? One possible explanation is that the retrieval problem is implicitly present as a subproblem in many common tasks such as working with relations between persons, tracking the evolution of a concept, solving mathematical and reasoning problems, programming, and many more. Moreover, the great variety of tasks in natural language data, each requiring different types of retrieval, could act as an implicit curriculum. The emergence of the retrieval mechanism in language models could be explained by the need to work with complex relationships between entities, combined with an implicit curriculum.

Consider the following real-world example from the Wikipedia article on llamas “*Llamas are social animals and live with others as a herd. [...] A cria (from Spanish for ‘baby’) is the name for a baby llama, alpaca, vicuña, or guanaco. Crias are typically born with all the females of the herd gathering around.*” An autoregressive language model trying to predict the second occurrence of the word *herd* (rather than *flock*, *group*, or *pack*) would need to first retrieve the fact that crias are llamas, and then use it to retrieve the fact that llamas live in herds. This process is very similar to the retrieval problem with $D = 2$.

EMERGENT ABILITIES IN LARGE LANGUAGE MODELS

Another interesting implication of my work is related to the emergent abilities of large language models (Wei et al., 2022). An ability is *emergent* if it is not present in smaller models but is present in larger models. Understanding emergence is an important direction because it could potentially allow us to predict what abilities future models may have, as well as provide new insights into how to train more capable language models.

The existence of tasks that require a minimum number of layers, such as the retrieval problem, provides a possible explanation for the emergence of new abilities in large language models. As the model grows in size, it becomes possible to learn more complex circuits that would be impossible to learn in smaller models. This unlocks new abilities that were previously unattainable.

Schaeffer et al. (2023) have previously suggested that the emergence of new abilities in large language models is just a “mirage” that appears only under nonlinear or discontinuous metrics. My work provides a very strong counterargument to this claim if we consider the ability of a model to solve the retrieval problem. A transformer cannot solve the retrieval problem with a specific difficulty unless it has the minimum number of necessary layers.

11 CONCLUSION

In this work, I introduced the retrieval problem, a simple task that requires transformers to retrieve information from multiple positions in the input sequence. I showed that the retrieval problem requires a certain number of layers to be solved. By training transformers on a minimal formulation of the task, I found that transformers solve the task using a mechanism that resembles an induction head. I found that this mechanism emerges gradually with the help of an implicit curriculum, starting with an induction head and then adding more heads one by one.

Limitations. My analysis of transformers trained on a minimal formulation of the retrieval problem might not generalize perfectly to large language models. I also do not provide a full explanation of the training dynamics of transformers on the retrieval problem. Further research is needed to fully understand the multi-layered circuits learned by large language models and the training dynamics that enable their learning.

REFERENCES

- Josh Achiam, Steven Adler, Sandhini Agarwal, Lama Ahmad, Ilge Akkaya, Florencia Leoni Aleman, Diogo Almeida, Janko Altschmidt, Sam Altman, Shyamal Anadkat, et al. Gpt-4 technical report. *arXiv preprint arXiv:2303.08774*, 2023.
- Jimmy Lei Ba, Jamie Ryan Kiros, and Geoffrey E. Hinton. Layer normalization, 2016. URL <https://arxiv.org/abs/1607.06450>.
- Trenton Bricken, Adly Templeton, Joshua Batson, Brian Chen, Adam Jermyn, Tom Conerly, Nick Turner, Cem Anil, Carson Denison, Amanda Askell, Robert Lasenby, Yifan Wu, Shauna Kravec, Nicholas Schiefer, Tim Maxwell, Nicholas Joseph, Zac Hatfield-Dodds, Alex Tamkin, Karina Nguyen, Brayden McLean, Josiah E Burke, Tristan Hume, Shan Carter, Tom Henighan, and Christopher Olah. Towards monosemanticity: Decomposing language models with dictionary learning. *Transformer Circuits Thread*, 2023. <https://transformer-circuits.pub/2023/monosemantic-features/index.html>.
- Tom B Brown. Language models are few-shot learners. *arXiv preprint arXiv:2005.14165*, 2020.
- Arthur Conmy, Augustine Mavor-Parker, Aengus Lynch, Stefan Heimersheim, and Adrià Garriga-Alonso. Towards automated circuit discovery for mechanistic interpretability. *Advances in Neural Information Processing Systems*, 36:16318–16352, 2023.
- Xiaoman Delores Ding, Zifan Carl Guo, Eric J Michaud, Ziming Liu, and Max Tegmark. Survival of the fittest representation: A case study with modular addition. *arXiv preprint arXiv:2405.17420*, 2024.
- Finale Doshi-Velez and Been Kim. Towards a rigorous science of interpretable machine learning. *arXiv preprint arXiv:1702.08608*, 2017.
- Nelson Elhage, Neel Nanda, Catherine Olsson, Tom Henighan, Nicholas Joseph, Ben Mann, Amanda Askell, Yuntao Bai, Anna Chen, Tom Conerly, Nova DasSarma, Dawn Drain, Deep Ganguli, Zac Hatfield-Dodds, Danny Hernandez, Andy Jones, Jackson Kernion, Liane Lovitt, Kamal Ndousse, Dario Amodei, Tom Brown, Jack Clark, Jared Kaplan, Sam McCandlish, and Chris Olah. A mathematical framework for transformer circuits. *Transformer Circuits Thread*, 2021. <https://transformer-circuits.pub/2021/framework/index.html>.
- Nicholas Goldowsky-Dill, Chris MacLeod, Lucas Sato, and Aryaman Arora. Localizing model behavior with path patching. *arXiv preprint arXiv:2304.05969*, 2023.
- Michael Hanna, Ollie Liu, and Alexandre Variengien. How does gpt-2 compute greater-than?: Interpreting mathematical abilities in a pre-trained language model. *Advances in Neural Information Processing Systems*, 36, 2024.
- Diederik P Kingma. Adam: A method for stochastic optimization. *arXiv preprint arXiv:1412.6980*, 2014.
- I Loshchilov. Decoupled weight decay regularization. *arXiv preprint arXiv:1711.05101*, 2017.
- Tiberiu Musat. Clustering and alignment: Understanding the training dynamics in modular addition. 2024. URL <https://openreview.net/forum?id=4Y3ZUHcPoP>.
- Neel Nanda, Lawrence Chan, Tom Lieberum, Jess Smith, and Jacob Steinhardt. Progress measures for grokking via mechanistic interpretability. *arXiv preprint arXiv:2301.05217*, 2023.
- Chris Olah, Nick Cammarata, Ludwig Schubert, Gabriel Goh, Michael Petrov, and Shan Carter. Zoom in: An introduction to circuits. *Distill*, 5(3):e00024–001, 2020.
- Catherine Olsson, Nelson Elhage, Neel Nanda, Nicholas Joseph, Nova DasSarma, Tom Henighan, Ben Mann, Amanda Askell, Yuntao Bai, Anna Chen, et al. In-context learning and induction heads. *arXiv preprint arXiv:2209.11895*, 2022.
- Philip Quirke et al. Understanding addition in transformers. *arXiv preprint arXiv:2310.13121*, 2023.

- Alec Radford, Jeffrey Wu, Rewon Child, David Luan, Dario Amodei, Ilya Sutskever, et al. Language models are unsupervised multitask learners. *OpenAI blog*, 1(8):9, 2019.
- Gautam Reddy. The mechanistic basis of data dependence and abrupt learning in an in-context classification task. In *The Twelfth International Conference on Learning Representations*, 2023.
- Rylan Schaeffer, Brando Miranda, and Sanmi Koyejo. Are emergent abilities of large language models a mirage? In A. Oh, T. Naumann, A. Globerson, K. Saenko, M. Hardt, and S. Levine (eds.), *Advances in Neural Information Processing Systems*, volume 36, pp. 55565–55581. Curran Associates, Inc., 2023. URL https://proceedings.neurips.cc/paper_files/paper/2023/file/adc98a266f45005c403b8311ca7e8bd7-Paper-Conference.pdf.
- Jianlin Su, Yu Lu, Shengfeng Pan, Ahmed Murtadha, Bo Wen, and Yunfeng Liu. Roformer: Enhanced transformer with rotary position embedding, 2023. URL <https://arxiv.org/abs/2104.09864>.
- A Vaswani. Attention is all you need. *Advances in Neural Information Processing Systems*, 2017.
- Kevin Wang, Alexandre Variengien, Arthur Conmy, Buck Shlegeris, and Jacob Steinhardt. Interpretability in the wild: a circuit for indirect object identification in gpt-2 small. *arXiv preprint arXiv:2211.00593*, 2022.
- Jason Wei, Yi Tay, Rishi Bommasani, Colin Raffel, Barret Zoph, Sebastian Borgeaud, Dani Yogatama, Maarten Bosma, Denny Zhou, Donald Metzler, et al. Emergent abilities of large language models. *arXiv preprint arXiv:2206.07682*, 2022.
- Ziqian Zhong, Ziming Liu, Max Tegmark, and Jacob Andreas. The clock and the pizza: Two stories in mechanistic explanation of neural networks. *Advances in Neural Information Processing Systems*, 36, 2024.

A RETRIEVAL AND CONDITIONAL RETRIEVAL PROMPTS

Below I provide one full example for each of the retrieval and conditional retrieval formulations used in the paper. The examples are generated using the same programs used for benchmarking the large language models. Each example consists of a prompt, a correct answer, and acceptable answers. Acceptable answers are used to filter out incoherent answers by repeatedly sampling from the model until an acceptable answer is found.

A.1 EQUATIONS FORMULATION (D = 5)

b = 2
c = 3
d = 0
a = 1
e = b
g = a
h = d
f = c
k = e
i = f
l = g
j = h
n = k
p = l
o = i
m = j
q = n
s = p
r = o
t = m

What is the value of s? Say directly only the numeric value ,
without any other words.

Correct: 1

Acceptable: 0, 1, 2, 3

A.2 LIVES-WITH FORMULATION (D = 5)

Charlie lives in Cairo
David lives in Delhi
Alice lives in Berlin
Bob lives in Amsterdam
Henry lives with David
Eve lives with Charlie
Frank lives with Alice
Grace lives with Bob
Kate lives with Grace
Larry lives with Frank
Jack lives with Eve
Isabelle lives with Henry
Mary lives with Jack
Olivia lives with Isabelle
Nick lives with Kate
Peter lives with Larry
Rose lives with Peter
Queen lives with Nick
Tom lives with Olivia
Sam lives with Mary

Where does Rose live? Say directly only the name of the city,
without any other words.

Correct: Berlin

Acceptable: Amsterdam, Berlin, Cairo, Delhi

A.3 KINGDOMS FORMULATION

Bob lives in Silvania.
Alice lives in Novaria.
Charlie lives in Aurora.
David lives in Florinia.
Silvanians believes in celestianism.
Novarians believes in harmonianism.
Aurorans believes in elysianism.
Florinians believes in luminism.
Luminists eat beef.
Elysianists eat pork.
Harmonianists eat lamb.
Celestianists eat chicken.
Beef contains Astralyte.
Chicken contains Nephryon.
Lamb contains Zephyrium.
Pork contains Virellium.
Zephyrium causes Chronogy.
Astralyte causes Aetherflux.
Virellium causes Somnosis.
Nephryon causes Synthemia.
Who has Chronogy? Say directly the name without other words.

Correct: Alice

Acceptable: Alice, Bob, Charlie, David

A.4 FUNCTIONS FORMULATION (CONDITIONAL RETRIEVAL)

$a(0) = 3$
 $a(1) = 2$
 $a(2) = 0$
 $a(3) = 1$
 $b(0) = 1$
 $b(1) = 3$
 $b(2) = 2$
 $b(3) = 0$
 $c(0) = 1$
 $c(1) = 0$
 $c(2) = 3$
 $c(3) = 2$
 $d(0) = 1$
 $d(1) = 0$
 $d(2) = 2$
 $d(3) = 3$
 $e = b$
 $f = a$
 $g = c$
 $h = d$
 $i = 0$
 $j = 2$
 $k = 3$

1 = 1

What is the value of $f(i)$? Say directly only the numeric value, without any other words.

Correct: 3

Acceptable: 0, 1, 2, 3

A.5 RELATIVES FORMULATION (CONDITIONAL RETRIEVAL)

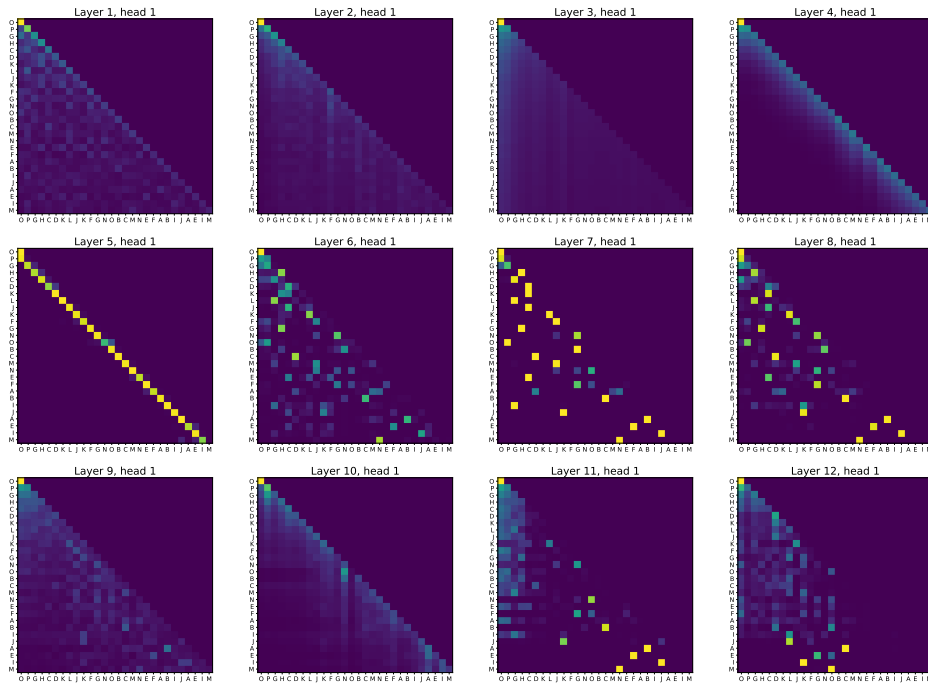
Penny lives in Canada.
Lily lives in Brazil.
Isabelle lives in France.
Cathy lives in Kenya.
George lives in Italy.
Adam lives in Mexico.
Kevin lives in Peru.
Ed lives in Laos.
Hank lives in Germany.
Mike lives in Japan.
Jane lives in England.
Fred lives in Hungary.
Dana lives in Norway.
Olivia lives in Qatar.
Bob lives in Denmark.
Nancy lives in Argentina.
John's mother is Jane.
John's sister is Olivia.
John's father is Ed.
John's brother is Mike.
Chris's mother is Penny.
Chris's sister is Dana.
Chris's father is Adam.
Chris's brother is George.
Diana's mother is Nancy.
Diana's sister is Isabelle.
Diana's father is Hank.
Diana's brother is Bob.
Eve's mother is Lily.
Eve's sister is Cathy.
Eve's father is Fred.
Eve's brother is Kevin.
Doctors live with their brothers.
Lawyers live with their mothers.
Teachers live with their sisters.
Engineers live with their fathers.
John works as a doctor.
Chris works as an engineer.
Diana works as a teacher.
Eve works as a lawyer.
Where does Eve live? Say directly only the name, without any other words.

Correct: Brazil

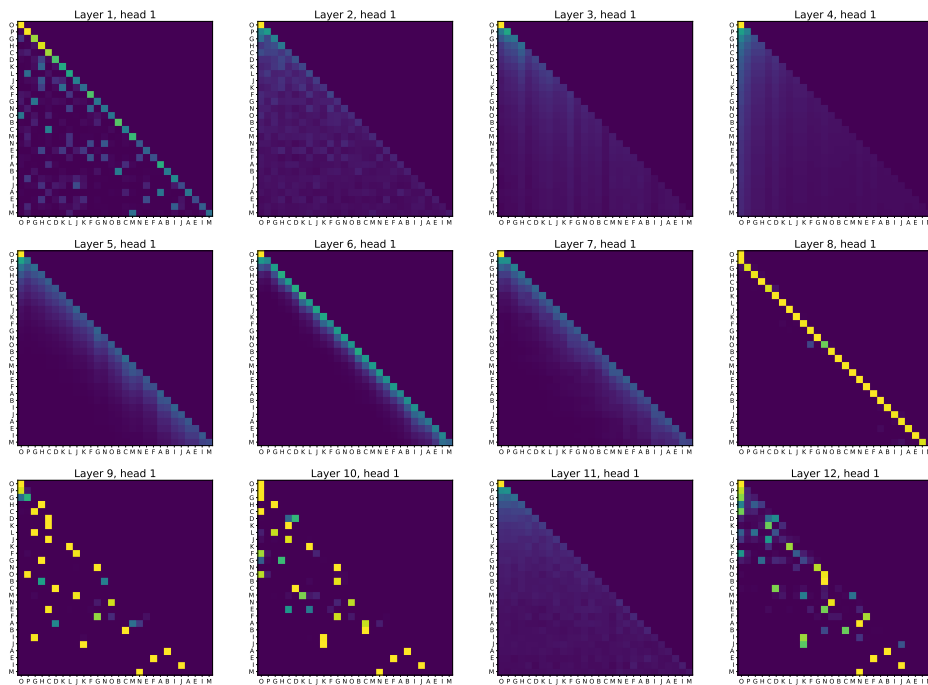
Acceptable: Argentina, Brazil, Canada, Denmark, England, France, Germany, Hungary, Italy, Japan, Kenya, Laos, Mexico, Norway, Peru, Qatar

B ATTENTION MAPS

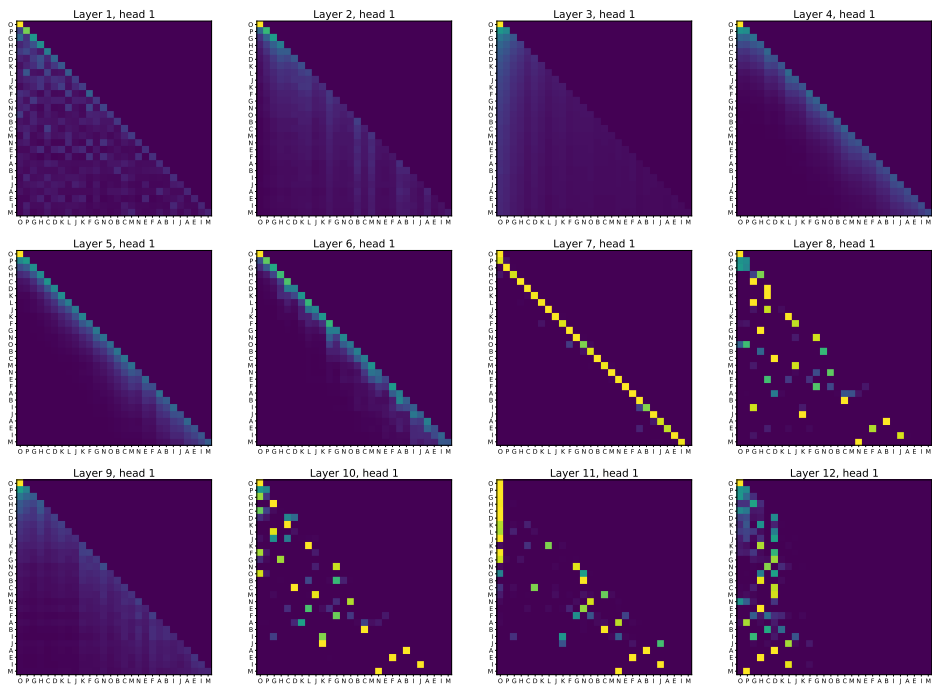
B.1 TRANSFORMER A



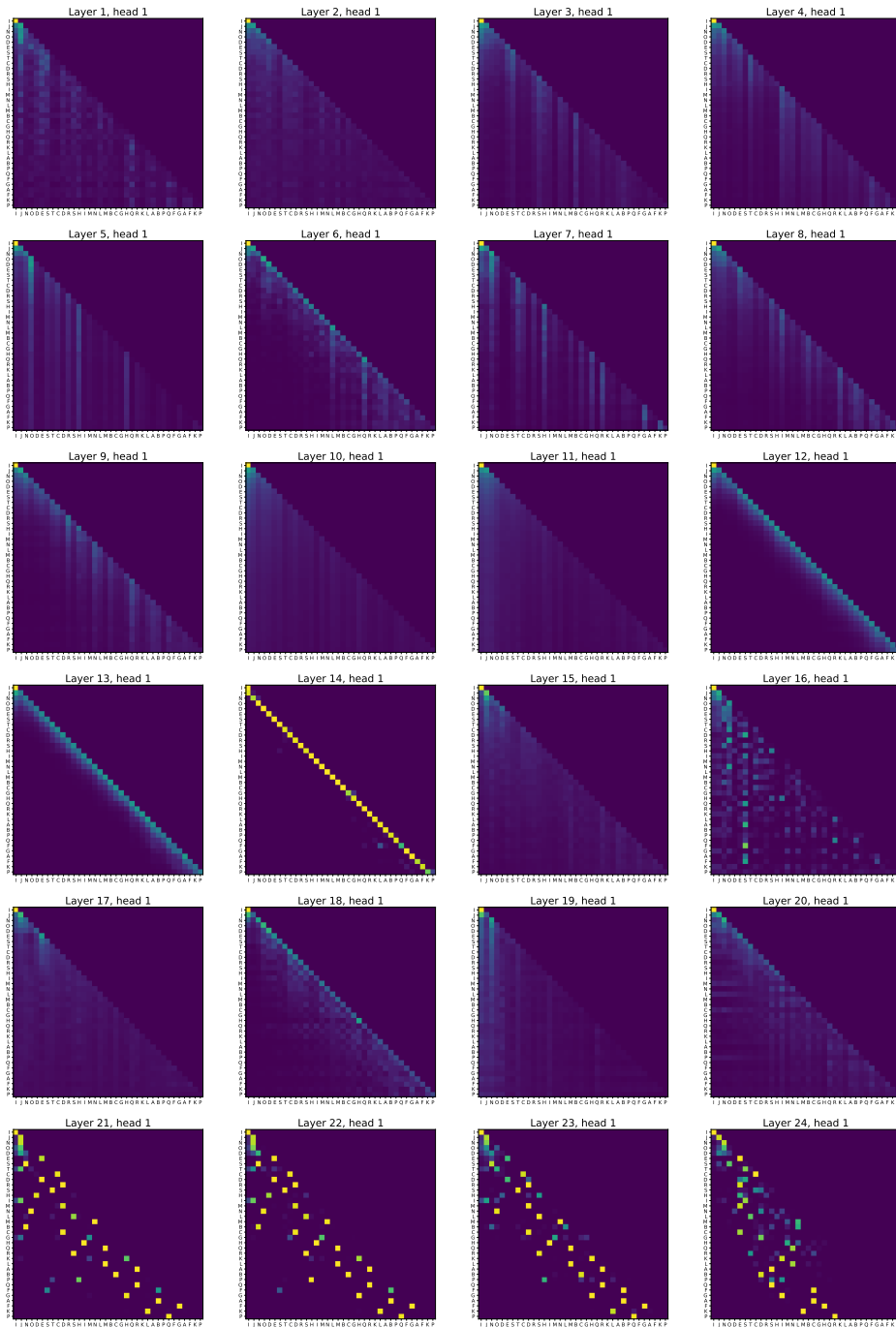
B.2 TRANSFORMER B



B.3 TRANSFORMER C



B.4 TRANSFORMER D



C ATTENTION EMERGENCE IN TRANSFORMER D

