

# CoMeDi Shared Task: Models as Annotators in Lexical Semantics Disagreements

Zhu Liu<sup>1\*</sup>, Zhen Hu<sup>2\*</sup>, Ying Liu<sup>1</sup>

<sup>1</sup>School of Humanities, Tsinghua University, Beijing, China

<sup>2</sup>College of Engineering, Beijing Forestry University, Beijing, China

liuzhu22@mails.tsinghua.edu.cn, huzhen@bjfu.edu.cn, yingliu@tsinghua.edu.cn

## Abstract

We present the results of our system for the CoMeDi Shared Task, which predicts majority votes (Subtask 1) and annotator disagreements (Subtask 2). Our approach combines model ensemble strategies with MLP-based and threshold-based methods trained on pre-trained language models. Treating individual models as virtual annotators, we simulate the annotation process by designing aggregation measures that incorporate continuous similarity scores and discrete classification labels to capture both majority and disagreement. Additionally, we employ anisotropy removal techniques to enhance performance. Experimental results demonstrate the effectiveness of our methods, particularly for Subtask 2. Notably, we find that continuous similarity scores, even within the same model, align better with human disagreement patterns compared to aggregated discrete labels.

## 1 Introduction

Lexical semantic similarity is a classical task that encompasses various forms, including multi-choice sense selection (Navigli, 2009), binary classification (Pilehvar and Camacho-Collados, 2019), and contextual word similarity (Islam and Inkpen, 2008), among others. However, the potential disagreements among annotators, arising from the inherent vagueness and continuous nature of meaning, have received comparatively less attention. To address these complexities, the CoMedi workshop (Context and Meaning - Navigating Disagreements in NLP Annotations<sup>1</sup>) introduced a Shared Task with two subtasks (Schlechtweg et al., 2025). The first subtask involves predicting the median judgment classification across four candidate labels, which represent the degree of similarity for a target word in context. The second subtask focuses

on predicting annotator disagreement, which can be interpreted as uncertainty estimation (Gal et al., 2017).

In this paper, we first conceptualize the two subtasks as corresponding to two fundamental statistical properties of a Gaussian distribution: the mean and variance. Subsequently, we model each system, parameterized by specific variables, as an individual human annotator. These variables encompass both homogeneous factors, such as layers within the same model, and heterogeneous factors across different models. To address the tasks, we employ MLP-based and threshold-based approaches to generate continuous similarity scores and discrete classification labels, respectively. Additionally, we incorporate techniques for anisotropy removal to mitigate geometric biases inherent in embedding spaces. Finally, we propose diverse strategies for model ensembling to enhance performance. Our results demonstrate the effectiveness of threshold-based methods combined with anisotropy removal and MLP-based approaches. For Subtask 2, the findings further highlight the advantages of aggregating similarity scores over discrete labels in capturing annotator disagreement.

## 2 Related Work

**Probing for Contextual Word Meaning** Tasks capturing word meaning in context include word sense disambiguation (WSD) (Navigli, 2009), which selects the most appropriate sense, and WiC (Pilehvar and Camacho-Collados, 2019), which determines semantic equivalence across contexts. Extending these, similarity scoring provides a continuous measure of semantic relatedness. The CoMeDi Shared Task reframes WiC as a multiple-choice task with four labels indicating similarity degrees. Probing methods include MLP-based approaches, which train dense networks, and threshold-based methods, which op-

\*These authors contributed equally.

<sup>1</sup><https://comedinlp.github.io/>

timize similarity thresholds for pretrained representations (Vulić et al., 2020). Since embeddings are often anisotropic (Ethayarajh, 2019), techniques like centering (Sahlgren et al., 2016) and standardization (Timkey and van Schijndel, 2021) are applied to improve representation quality.

**Uncertainty Estimation** Subtask 2 models annotator disagreement, aligning with the study of uncertainty estimation (UE), widely explored in computer vision (Gal et al., 2017) and robust AI (Stutz, 2022). UE arises from data uncertainty (aleatoric, linked to inherent data ambiguity like annotation disagreement) and model uncertainty (epistemic, due to biased learning on out-of-distribution data) (Gal et al., 2017). Researchers (Liu and Liu, 2023) combine these areas to model semantic uncertainty in sense selection. While Bayesian (Vazhentsev et al., 2022) and non-Bayesian (Szegedy et al., 2016) methods often use label probabilities, our threshold-based method lacks this feature. Instead, we treat the process as model ensemble (Lakshminarayanan et al., 2017) and propose aggregation measures.

### 3 System Overview

Most systems use MLP-based and threshold-based methods. They extract representations from pretrained language models, then MLP-based methods train a network to predict discrete labels (Subtask 1) or continuous values (Subtask 2). Threshold-based methods learn a threshold to map similarity scores to labels. However, naive baselines often fall short, as shown in Section 5. In our system, we unify both subtasks and modify threshold-based methods. For Subtask 1, we apply techniques to make data points more isotropic. For Subtask 2, we ensemble models, treating them as annotators, and use various strategies to model disagreement.

#### 3.1 Formulation as Parameter Estimation

For a target word  $w$  appearing in a pair of context  $c_i$  and  $c_j$ , hypothetically infinitive annotators from a “human” space  $\mathcal{H}$  provide a judgment score  $s \in \mathcal{R}$ , where a higher value indicates a more similar meaning between  $c_i$  and  $c_j$ . These scores consist of a judgment distribution  $p$  on  $\mathcal{R}$ . We hypothesize that the distribution converges a Gaussian distribution, i.e.,  $p \sim \mathcal{N}(\mu, \sigma^2)$ , as it is the most natural choice in statistics (Jaynes, 2003). In this distribution,  $\mu$  reflects an averaged similarity degree among people, or a consensus. On the other side,  $\sigma$  shows the

disagreement among each other. Therefore, Subtask 1 and Subtask 2 are designed to estimate  $\mu$  and  $\sigma$  in this perspective.

#### 3.2 Subtask 1: Anisotropy Removal

Contextual representations are known to be anisotropic (Ethayarajh, 2019), geometrically gathering into one corner, and thus undermining the comparison of cosine similarity. We adopt three methods across the samples to alleviate this issue. (1) centering by subtracting the mean vector (2) normal standardization (3) All-but-the-top (Mu and Viswanath, 2018): subtracting the projection on the component of the largest variance.

#### 3.3 Subtask 2: Model ensembling

To model annotator disagreement, we treat each model or its manipulation as an annotator and use three measures to reflect uncertainty. We explore three ensembling strategies: (1) homogeneous aggregation with model manipulations (e.g., layer and anisotropy removal), (2) heterogeneous ensembling across different models, and (3) a mixed approach combining both. After each model forward pass, we obtain a discrete label using the threshold-based model<sup>2</sup> and a continuous similarity score. We apply three measures: standard deviation (STD) for continuous scores, mean pairwise absolute judgment differences (MPD) for discrete labels (as used in Subtask 2), and variation ratio (VR), the ratio of values not equal to the mode, commonly used in uncertainty estimation (Gal et al., 2017).

## 4 Experiment setup

### 4.1 Task Description

The Shared Task in the workshop of CoMeDi (Schlechtweg et al., 2025) includes two subtasks. The first aims to predict a discrete label (from 1 to 4) to show the similarity of the target word in two contexts while the second obtains a continuous value to indicate the disagreement. The task data was sampled from multilingual datasets, involving 7 languages, i.e., Chinese (Chen et al., 2023), English (Schlechtweg et al., 2024), German (Schlechtweg et al., 2024), Norwegian (Kutuzov et al., 2022), Russian (Rodina and Kutuzov, 2020; Kutuzov and Pivovarova, 2021), Spanish (Zamora-Reina et al., 2022), Swedish (Schlechtweg et al., 2024).

<sup>2</sup>For Subtask 2, we use the majority of judgment scores as the GT label, avoiding the median to handle decimals.

Participator	Method	AVG	ZH	EN	DE	NO	RU	ES	SV
kuklinmike	-	<b>0.656</b>	<b>0.424</b>	<b>0.732</b>	0.723	<b>0.668</b>	<b>0.623</b>	<b>0.748</b>	<b>0.675</b>
tejaswi_ch	-	0.583	0.379	0.654	<b>0.728</b>	0.515	0.550	0.656	0.601
daalft	-	0.555	0.317	0.555	0.656	0.589	0.487	0.636	0.648
ours	Threshold	0.271	0.140	0.507	0.492	0.080	0.128	0.330	0.224
ours	Thr (LLM)	<b>0.451</b>	-0.090	0.474	<b>0.696</b>	<b>0.445</b>	<b>0.444</b>	<b>0.623</b>	<b>0.566</b>
ours	Thr (XLM-R-B)	0.339	<b>0.148</b>	<b>0.524</b>	0.485	0.240	0.301	0.348	0.325
ours	MLP	0.338	0.128	0.369	0.371	0.351	0.329	0.411	0.407

Table 1: Results for Subtask 1. The upper part shows the evaluation stage, and the lower part corresponds to the post-evaluation stage. “Th” refers to threshold-based methods. The same applies to other tables.

Participator	Method	AVG	ZH	EN	DE	NO	RU	ES	SV
kuklinmike	-	<b>0.226</b>	0.301	<u>0.078</u>	<u>0.204</u>	<b>0.286</b>	<b>0.175</b>	<b>0.187</b>	0.350
daalft	-	<u>0.220</u>	<b>0.539</b>	0.042	<u>0.108</u>	0.272	0.167	0.115	0.296
tejaswi_ch	-	0.163	<u>0.485</u>	0.060	0.085	0.235	0.116	0.078	0.079
ours	MLP	0.082	0.358	0.038	0.022	-0.042	0.067	0.040	0.090
ours	ensembling	0.205	0.347	<b>0.118</b>	<b>0.242</b>	<u>0.283</u>	0.108	0.078	<b>0.364</b>

Table 2: Evaluation results for SubTask 2.

## 4.2 Models

Our paper focuses on threshold-based methods, using pre-trained models: XLM-RoBERTa-base, XLM-RoBERTa-large (Conneau, 2019), BERT-multi-base (Pires, 2019), and Llama-7B (Touvron et al., 2023). The first three are encoder-only models, where we extract representations from the target word position. For the decoder-only Llama-7B, we use a prompt (see Appendix 7.1) as in (Liu and Liu, 2023) and extract the final colon representation. We apply layer-wise manipulations (centering, standardization, and all-but-the-top) to reduce anisotropy. The optimal threshold is found using the training set, and the top four models are selected based on development set performance. For Subtask 2, we ensemble models with different strategies (homo, hete, mixed) and measures (STD, MPD, VR). We also test the MLP-based model, as detailed in Appendix 7.2.

## 5 Results

Tables 1 and 2 show the evaluation phase scores of the top three teams for Subtask 1 and Subtask 2, respectively. The evaluation phase consists of the leaderboard submission with hidden answers, while in the post-evaluation phase, the test labels are released by the organizers. Our post-evaluation results are competitive, particularly for Subtask 2. The optimal ensembling strategies are standardization with layers 8 and 16, none with layer 8, and centering with layer 16.

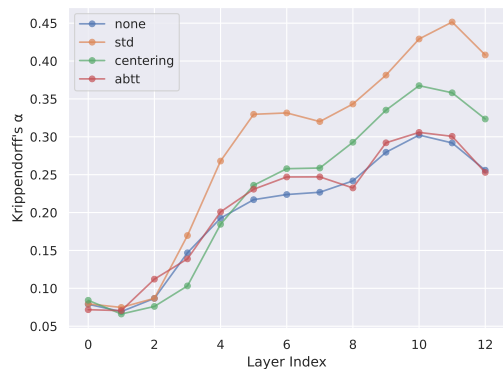


Figure 1: Performance of different types of anisotropy removal with the increase of layer index. 0 indicates the statistic embedding. “abtt” means all-but-the-top.

### 5.1 SubTask1

Figure 1 shows the average performance change with different anisotropy removal methods across layers. The large gap between removal and non-removal emphasizes the importance of this technique. Performance improves with higher layers, except for a drop in the last one or two layers. Standardization consistently performs best across all layers.

Figure 2 displays the performance of different models. Since Llama-7B is a decoder-only model with significantly more parameters and training data, its optimal result (Layer 25) serves as an upper bound. The results show that XLM-RoBERTa-base outperforms all other models, including its larger counterpart.

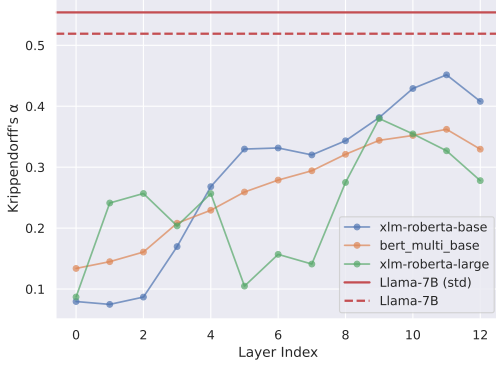


Figure 2: Performance of different models as the layer index increases. The optimal result (Layer 25) for Llama-7B and its standardized version are shown as the upper bound.

## 5.2 SubTask2

In this section, we analyze various factors influencing ensembling performance, including the choice of measure and model selection. We evaluate four candidate models with four types of anisotropy removal and four layer levels. For layer levels, we extract layers 1, 4, 7, 10 for encoder-only models, and layers 8, 16, 24, 32 for the Llama model, yielding 64 possible model configurations. We randomly select a subset of 4 models from these possibilities, referred to as "mixed". Additionally, we experiment with homogeneous aggregation (using the same model) and heterogeneous aggregation (using different models). For homogeneous aggregation, we choose Llama-7B due to its superior performance. For each category, we sample 500 model subsets, obtaining both their classification labels using a threshold-based method and similarity scores based on pre-trained embeddings. We first evaluate three measures (STD, MPD, and VR) in the mixed setting, selecting the best one to compare different category choices.

**Measure** Figure 3 presents the results for three measures. In most cases, STD outperforms the others, while MDP slightly exceeds VR. This suggests that similarity scores have an advantage over discrete labels due to the robustness of continuous values. Label prediction can be seen as a discretization of the continuous counterpart, leading to a loss of precision. Thus, we select STD as our final measure.

**Model Selection** Table 3 shows the top five results for three ensemble strategies. The specific model groups are listed in Appendix 7.3. Homo-

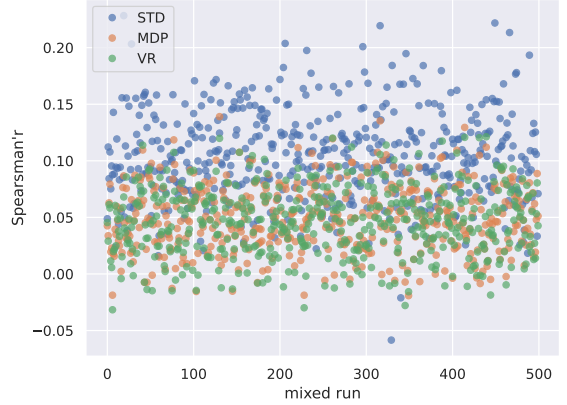


Figure 3: Performance of three types of measures across 500 random runs.

Type	1	2	3	4	5
homo	<b>0.237</b>	<b>0.235</b>	<b>0.235</b>	<b>0.234</b>	<b>0.233</b>
hete	0.217	0.216	0.215	0.209	0.201
mixed	0.228	0.222	0.219	0.213	0.203

Table 3: Top five groups for strategies of model selections

geneous model manipulations (homo) outperform mixed ensembles, while combining different models yields the worst performance. This suggests that model variance can still serve as an effective alternative, aligning with the use of dropout in uncertainty estimation (Gal et al., 2017).

## 6 Conclusion

We present our system for two subtasks released on CoMeDi Shared Task. We first formalize these tasks as parameter estimation where Subtask 1 estimates a mean and Subtask 2 the variance for a hypothetical Gaussian distribution. Then we mainly adopt threshold-based method with different techniques of anisotropy removal to classify the label for Subtask 1. Inspired by the area of uncertainty estimation, we utilize model ensembling with various strategies to select models and measures to reflect disagreement for Subtask 2. Experiments show the effectiveness of our method. Further work could include discovering the reason behind the different degrees of disagreement and exploring the potential of large language models.

## References

Jing Chen, Emmanuele Chersoni, Dominik Schlechtweg, Jelena Prokic, and Chu-Ren Huang.

2023. [ChiWUG: A graph-based evaluation dataset for Chinese lexical semantic change detection](#). In *Proceedings of the 4th International Workshop on Computational Approaches to Historical Language Change*, Singapore. Association for Computational Linguistics.
- A Conneau. 2019. Unsupervised cross-lingual representation learning at scale. *arXiv preprint arXiv:1911.02116*.
- Kawin Ethayarajh. 2019. How contextual are contextualized word representations? comparing the geometry of bert, elmo, and gpt-2 embeddings. In *Proceedings of the 2019 Conference on Empirical Methods in Natural Language Processing and the 9th International Joint Conference on Natural Language Processing (EMNLP-IJCNLP)*, pages 55–65, Hong Kong, China. Association for Computational Linguistics.
- Yarin Gal, Riashat Islam, and Zoubin Ghahramani. 2017. Deep bayesian active learning with image data. In *International Conference on Machine Learning*, pages 1183–1192. PMLR.
- Aminul Islam and Diana Inkpen. 2008. Semantic text similarity using corpus-based word similarity and string similarity. *ACM Transactions on Knowledge Discovery from Data*, 2(2):10:1–10:25.
- Edwin T Jaynes. 2003. *Probability theory: The logic of science*. Cambridge university press.
- Andrey Kutuzov and Lidia Pivovarov. 2021. Rushifteval: a shared task on semantic shift detection for russian. *Komp'yuternaya Lingvistika i Intellektual'nye Tekhnologii: Dialog conference*.
- Andrey Kutuzov, Samia Touileb, Petter Mæhlum, Tita Enstad, and Alexandra Wittemann. 2022. [NorDiaChange: Diachronic semantic change dataset for Norwegian](#). In *Proceedings of the Thirteenth Language Resources and Evaluation Conference*, pages 2563–2572, Marseille, France. European Language Resources Association.
- Balaji Lakshminarayanan, Alexander Pritzel, and Charles Blundell. 2017. Simple and scalable predictive uncertainty estimation using deep ensembles. *Advances in neural information processing systems*, 30.
- Zhu Liu and Ying Liu. 2023. Ambiguity meets uncertainty: Investigating uncertainty estimation for word sense disambiguation. In *Findings of the Association for Computational Linguistics: ACL 2023*, pages 3963–3977.
- Jiaqi Mu and Pramod Viswanath. 2018. All-but-the-top: Simple and effective postprocessing for word representations. In *International Conference on Learning Representations*.
- Roberto Navigli. 2009. Word sense disambiguation: A survey. *ACM computing surveys (CSUR)*, 41(2):1–69.
- Mohammad Taher Pilehvar and Jose Camacho-Collados. 2019. Wic: the word-in-context dataset for evaluating context-sensitive meaning representations. In *Proceedings of NAACL-HLT*, pages 1267–1273.
- T Pires. 2019. How multilingual is multilingual bert. *arXiv preprint arXiv:1906.01502*.
- Julia Rodina and Andrey Kutuzov. 2020. [RuSemShift: a dataset of historical lexical semantic change in Russian](#). In *Proceedings of the 28th International Conference on Computational Linguistics*, pages 1037–1047, Barcelona, Spain (Online). International Committee on Computational Linguistics.
- Magnus Sahlgren, Amaru Cuba Gyllensten, Fredrik Espinoza, Ola Hamfors, Jussi Karlgren, Fredrik Olsson, Per Persson, Akshay Viswanathan, and Anders Holst. 2016. The gavagai living lexicon. In *Proceedings of the Tenth International Conference on Language Resources and Evaluation (LREC 2016)*, Paris, France. European Language Resources Association (ELRA).
- Dominik Schlechtweg, Pierluigi Cassotti, Bill Noble, David Alfter, Sabine Schulte im Walde, and Nina Tahmasebi. 2024. More DWUGs: Extending and evaluating word usage graph datasets in multiple languages. In *Proceedings of the 2024 Conference on Empirical Methods in Natural Language Processing*, Miami, Florida. Association for Computational Linguistics.
- Dominik Schlechtweg, Tejaswi Chopra, Wei Zhao, and Michael Roth. 2025. The CoMeDi shared task: Median judgment classification & mean disagreement ranking with ordinal word-in-context judgments. In *Proceedings of the 1st Workshop on Context and Meaning—Navigating Disagreements in NLP Annotations*, Abu Dhabi, UAE.
- David Stutz. 2022. Understanding and improving robustness and uncertainty estimation in deep learning. *Saarländische Universitäts-und Landesbibliothek*.
- Christian Szegedy, Vincent Vanhoucke, Sergey Ioffe, Jon Shlens, and Zbigniew Wojna. 2016. Rethinking the inception architecture for computer vision. In *Proceedings of the IEEE conference on computer vision and pattern recognition*, pages 2818–2826.
- William Timkey and Marten van Schijndel. 2021. All bark and no bite: Rogue dimensions in transformer language models obscure representational quality. In *Proceedings of the 2021 Conference on Empirical Methods in Natural Language Processing (EMNLP)*, pages 4527–4546, Online and Punta Cana, Dominican Republic. Association for Computational Linguistics.
- Hugo Touvron, Thibaut Lavril, Gautier Izacard, Xavier Martinet, Marie-Anne Lachaux, Timothée Lacroix, Baptiste Rozière, Naman Goyal, Eric Hambro, Faisal Azhar, et al. 2023. Llama: Open and efficient foundation language models. *arXiv preprint arXiv:2302.13971*.

Artem Vazhentsev, Gleb Kuzmin, Artem Shelmanov, Akim Tsvigun, Evgenii Tsymbalov, Kirill Fedyanin, Maxim Panov, Alexander Panchenko, Gleb Gusev, Mikhail Burtsev, et al. 2022. Uncertainty estimation of transformer predictions for misclassification detection. In *Proceedings of the 60th Annual Meeting of the Association for Computational Linguistics (Volume 1: Long Papers)*, pages 8237–8252.

Ivan Vulić, Edoardo Maria Ponti, Robert Litschko, Goran Glavaš, and Anna Korhonen. 2020. Probing pretrained language models for lexical semantics. In *Proceedings of the 2020 Conference on Empirical Methods in Natural Language Processing (EMNLP)*, pages 7222–7240, Online. Association for Computational Linguistics.

Frank D. Zamora-Reina, Felipe Bravo-Marquez, and Dominik Schlechtweg. 2022. [LSCDiscovery: A shared task on semantic change discovery and detection in Spanish](#). In *Proceedings of the 3rd International Workshop on Computational Approaches to Historical Language Change*, Dublin, Ireland. Association for Computational Linguistics.

## 7 Appendix

### 7.1 Prompt Format

The prompt is *The w in this sentence: c means in one word* :. We extract the representation of the ending colon.

### 7.2 MLP Setting

We use the xlm-roberta-base model to extract text vectors and apply mean pooling on the output of the last four layers. A neural network with two linear layers is trained to reduce dimensionality and map the vectors to classification labels, using the ReLU activation function.

Training settings for the MLP-based method on Subtask 1: 50 epochs, batch size of 128, learning rate of 1e-2, AdamW optimizer, and a dropout rate of 0.1 to improve generalization.

### 7.3 Top 5 Model Groups

We use letters to denote different models: A, B, C, and D represent Llama-7b-hf, xlm-roberta-base, bert-base-multilingual-cased, and xlm-roberta-large, respectively.

h, i, j, and k represent four different layers in the encoder-only model: layers 1, 4, 7, and 10, and in LLM: layers 8, 16, 24, and 32.

X, Y, Z, and W correspond to four standardization methods: non-standard, std, centering, and all-but-the-top.

Type	1	2	3	4	5
homo	<b>AjY-AjZ-AiX-AiW</b>	<b>AjY-AiW-AjZ-AjX</b>	<b>AjX-AiX-AiW-AjY</b>	<b>AjZ-AiX-AjX-AjW</b>	<b>AiX-AjZ-AjX-AhX</b>
hete	AjY-BkW-ChZ-DkX	AjY-BiX-ChW-DjX	AjY-BkW-CiX-DiW	AjZ-BkW-ChY-DhW	AjY-BhW-ChY-DiX
mixed	AjX-ChX-AiX-AjZ	AjY-AiX-AjW-ChY	AkW-ChX-AjY-AjW	AjZ-ChY-DhX-DkX	ChX-AkY-AiX-AiW

Table 4: Top five model groups when ensembling models for SubTask 2.