

# Robust Deep Joint Source-Channel Coding Enabled Distributed Image Transmission with Imperfect Channel State Information

Biao Dong, Bin Cao, *Member, IEEE*,  
Guan Gui, *Fellow, IEEE*, and Qinyu Zhang, *Senior Member, IEEE*

**Abstract**—This work is concerned with robust distributed multi-view image transmission over a severe fading channel with imperfect channel state information (CSI), wherein the sources are slightly correlated. Since the signals are further distorted at the decoder, traditional distributed deep joint source-channel coding (DJSCC) suffers considerable performance degradation. To tackle this problem, we leverage the complementarity and consistency characteristics among the distributed, yet correlated sources, and propose an enhanced robust DJSCC, namely RDJSCC. In RDJSCC, we design a novel cross-view information extraction (CVIE) mechanism to capture more nuanced cross-view patterns and dependencies. In addition, a complementarity-consistency fusion (CCF) mechanism is utilized to fuse the complementarity and consistency from multi-view information in a symmetric and compact manner. Theoretical analysis and simulation results show that our proposed RDJSCC can effectively leverage the advantages of correlated sources even under severe fading conditions, leading to an improved reconstruction performance. The open source code of this work is available at: <https://dongbiao26.github.io/rdjssc/>.

**Index Terms**—Distributed deep joint source-channel coding, distributed source coding, cross-view information extraction, complementarity-consistency fusion.

## I. INTRODUCTION

### A. Background

Various wireless applications, such as autonomous driving, remote healthcare, virtual reality, etc, increase the pressure on wireless sensor networks. Given the limitations of computing resources, how to efficiently utilize the correlation between distributed sources at the decoder has attracted more and more attention. It is believed that distributed source coding (DSC) is a promising approach to achieving high quality multimodal communications, since DSC leverages the

correlation of distributed sources and enables low-complexity encoding by shifting a significant amount of computation to the decoder [1]–[4].

Traditional DSC primarily focuses on information-theoretic perspective, such as Slepian-Wolf coding [2], Wyner-Ziv coding [3], Berger-Tung coding [4], etc. Although the theoretical framework of DSC paves solid fundamental to handle the compression problems of distributed sources, practical DSC systems have not been widely used due to the challenge in capturing complex correlation among sources in severe fading environments.

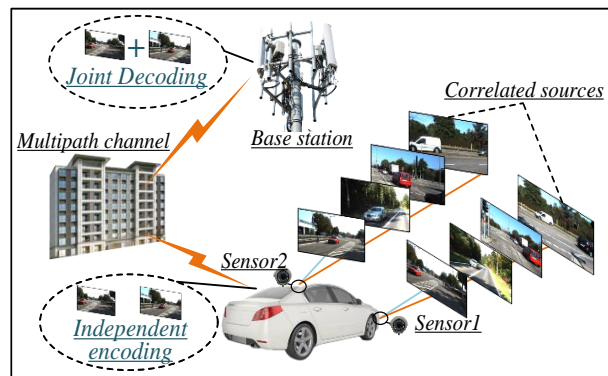


Fig. 1. An autonomous driving example for illustrating DSC. Two sensors capture different views of the same obstacle, and these two views form correlated sources. The two views are independently encoded, transmitted through noisy channels, and finally jointly decoded at the base station.

### B. Related Works

Recently, deep learning (DL) has made great success in many fields, such as channel estimation [5], intelligent signal processing [6], and multi-access [7]. The popularity of DL can be summarized as follows: unlike human-crafted models, DL leverages deep neural networks (DNNs) to extract complex features automatically. Secondly, complex optimization problems can be tackled in an end-to-end learning way based on various DNN layers. Hence, more and more works attempted to apply DL to DSC for improving

Parts of this paper were accepted by the IEEE Global Communications Conference (GLOBECOM), Cape Town, South Africa, Dec. 2024.

Biao Dong, Bin Cao and Qinyu Zhang are with the School of Electronic and Information Engineering, Harbin Institute of Technology (Shenzhen), Shenzhen 518055, China (e-mail: 23b952012@stu.hit.edu.cn; caobin@hit.edu.cn; zqy@hit.edu.cn).

Guan Gui is with the College of Telecommunications and Information Engineering, Nanjing University of Posts and Telecommunications, Nanjing 210003, China (e-mail: guiguan@njupt.edu.cn).

compression performance. An early DL-based DSC framework was proposed in [8], which utilized mutual information between distributed images for efficient compression. [9] further improved this compression framework, by extracting common information rather than feeding correlated sources to the decoder directly. On this basis, [10] extended the existing DSC to task-aware scenarios, which can allocate bandwidth based on task attributes and thus achieve a specific rate-distortion trade-off. However, most of these works mainly focused on lossy source compression, while neglecting the impact of wireless channels. Fig. 1 presents an autonomous driving scenario to illustrate DSC under a noisy channel. In this regard, how to design efficient DSC to guarantee reliable transmission of correlated sources is a concerned issue. To this end, a DL-based DSC scheme which can ensure reliable transmission in noisy channels is needed.

An effective approach to exploring the aforementioned problem is to utilize DL-based joint source and channel coding (DJSCC) [11]. DJSCC leverages DL model to directly map sources to channel inputs. As shown in Fig. 2 (a), source  $s_1$  is mapped as channel inputs  $x_1$  by a DNN. Recent research on DJSCC indicates that DJSCC can dynamically allocate bandwidth to source or channel coding and thus present a graceful performance in fading environments [11]–[17]. The first DJSCC method for wireless image transmission was proposed in [11], which proved the superiority of DJSCC in low signal-to-noise ratio (SNR) environments. To further improve the rate-distortion (RD) performance, [17] introduced a hyperprior as side information and integrated Swin Transformer as the backbone. Combining the advantages of digital modulation, [14]–[16] attempted to deploy orthogonal frequency division multiplexing (OFDM) to DJSCC. To utilize a single DJSCC across different SNR conditions and compression ratios, adaptive strategies of SNRs or compression ratios were also extensively studied [12], [13], [17].

In this paper, we devote to extend the DJSCC to distributed communication among multiple correlated sources over fading channels with imperfect channel state information (CSI). We notice that two existing works have partially studied this issue [18], [19]. The authors in [18], as shown in Fig. 2 (a), proposed a low-latency image transmission method when one of correlated sources is losslessly accessed at the receiver. A novel neural network architecture incorporating the lossless correlated information at multiple stages was designed at the decoder. Nevertheless, in practical communication systems, correlated sources are often not losslessly accessed, as shown in Fig. 2 (b). The channel quality of each source may vary significantly over time. Mismatched or low-correlated sources can lead to a degradation of transmission performance. In [19], the authors considered the lossy access situation, and utilized a cross attention mechanism (CAM)-based DJSCC to capture the complex correlation among distributed sources. Simulation

results demonstrated that CAM can achieve an improvement of reconstruction quality. However, CAM-based DJSCC focused on the additive white Gaussian noise (AWGN) channel and Rayleigh channel with perfect CSI, neglecting the impacts of severe fading with imperfect CSI on the correlation of sources. For example, in Fig. 1, the rapid movement of vehicles leads to severe channel fading, and thus perfect CSI acquisition is challenging. In this case, the correlation of sources undergoes drastic fluctuations. In addition, CAM-based DJSCC did not consider the trade-off between complementarity and consistency of lossy correlated sources.

### C. Contributions

Motivated by the aforementioned perspectives, a robust deep joint source-channel coding (RDJSCC) enabled distributed image transmission scheme is proposed in this work. We focus on a more realistic (or general) scenario where correlated sources using OFDM modulation are lossy access over multi-path channel without perfect CSI. Our goal is to maximize the advantages of distributed source coding in noisy environments. Specifically, the contributions of this paper can be summarized as follows.

- Guided by theoretic analysis, we design a flexible multi-view transmission framework to meet the requirements of consistency and complementarity. Specifically, a new RDJSCC enabled distributed image transmission scheme is proposed. Unlike CAM-based DJSCC, RDJSCC explores the trade-off between complementarity and consistency. To the best of our knowledge, this is the first work exploiting the complementarity and consistency to maximize the advantages of distributed DJSCC without perfect CSI.
- We respectively develop a novel cross-view information extraction (CVIE) mechanism and complementarity-consistency fusion (CCF) mechanism in RDJSCC to upgrade distributed DJSCC. Specifically, CVIE can learn cross-view information efficiently based on the shift mechanism. CCF could fuse the complementarity and consistency from multi-view information in a symmetric and compact manner based on a dynamic weight assignment policy.
- Theoretical analysis and numerical experiments are conducted. Compared with CAM-based DJSCC, RDJSCC has better performance in terms of various indicators such as peak signal-to-noise ratio (PSNR), multi-scale structural similarity index (MS-SSIM), and learned perceptual image patch similarity (LPIPS). We also verify the trade-off between peak-to-average power ratio (PAPR) and transmission performance in terms of PSNR.

### D. Organization

The rest of this paper is arranged as follows. In Section II, we briefly introduce the considered system model. Section III gives the theoretic analysis of RDJSCC, including the consistency and complementarity analysis at the reconstruction level. Guided by the theoretic analysis, novel CVIE and CCF are proposed in Section IV. Numerical results and discussions are given in Section V, followed by conclusions in Section VI. The summary of major notations is shown in Table I.

TABLE I  
SUMMARY OF MAJOR NOTATIONS.

Notation	Definition
$\mathbf{s}_1, \mathbf{s}_2$	Two correlated sources from two views
$\mathbf{x}_1, \mathbf{x}_2$	Compressed representations of $\mathbf{s}_1, \mathbf{s}_2$
$(\hat{\mathbf{x}}_1, \hat{\mathbf{x}}_2)$	Corrupted version of $(\mathbf{x}_1, \mathbf{x}_2)$ by channel
$f(\cdot; \phi)$	DL-based encoder function parameterized with $\phi$
$g(\cdot; \theta)$	DL-based decoder function parameterized with $\theta$
$h$	Impulse response of the multipath channel
$\mathcal{W}$	Dynamic weight
$d(\cdot)$	Mean square error (MSE)
$\rho$	Clipping ratio
$R$	Compression ratio

## II. PROBLEM FORMULATION

First, we introduce the system model. Then, we extend distributed DJSCC to OFDM-based communication systems.

### A. System Model

We consider the following distributed images uplink transmission with a sensor  $\mathbf{s}_1 \in \mathbb{R}^M$  and its correlated version  $\mathbf{s}_2 \in \mathbb{R}^M$ , with a joint distribution  $p(\mathbf{s}_1, \mathbf{s}_2)$  capturing two views of the same object. Two sensors independently transmit their compressed representations  $(\mathbf{x}_1, \mathbf{x}_2)$  to a central decoder over a fading channel for joint decoding, as shown in Fig. 2 (b). The compressed pair  $(\mathbf{x}_1, \mathbf{x}_2)$  is encoded from the originally correlated sources  $(\mathbf{s}_1, \mathbf{s}_2)$ . We define  $(\hat{\mathbf{x}}_1, \hat{\mathbf{x}}_2)$  as the corrupted version of  $(\mathbf{x}_1, \mathbf{x}_2)$  by channel. The Wyner-Ziv theorem points out that independent encoding and joint decoding of correlated sources can theoretically achieve the same compression ratio as a joint encoding-decoding scheme under lossy compression [3].

**Remark 1.** Unlike the setting in [18], where the decoder can losslessly access one source, as shown in Fig. 2 (a), we consider the decoder access both correlated sources undergoing channel fading, as shown in Fig. 2 (b), which reflects real-world scenarios.

The correlated sources adopt DL-based encoder-decoder pair for codec training. Let  $f(\cdot; \phi)$  denote DL-based encoder function parameterized as  $\phi$ . We further define  $\mathbf{x} = f(\mathbf{s}; \phi)$ ,  $\mathbf{x} \in \mathbb{C}^{M'}$ . The compression ratio can be obtained as

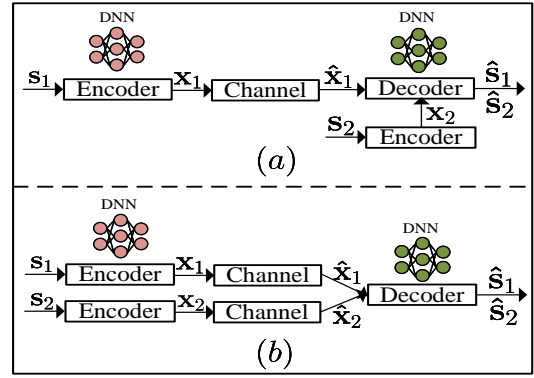


Fig. 2. (a) The system model used in [18] where one of correlated sources is losslessly accessed. (b) Our considered system model where both correlated sources are lossy accessed.

$R \triangleq M'/M$ . The DNN architecture of codec is given in Appendix A. Via the fading channel, the received signal can be expressed as,

$$\mathbf{y} = h * \mathbf{x} + w, \quad (1)$$

where  $h \in \mathbb{C}^L$  is the impulse response vector of the multipath channel consisting of  $L$  paths, and  $w \sim \mathcal{CN}(0, \sigma^2 I_k)$  is the AWGN. Each path's channel coefficient  $h_l$  follows the complex Gaussian distribution with zero mean and variance  $\sigma_l^2$ , i.e.,  $h_l \sim \mathcal{CN}(0, \sigma_l^2)$  for  $l = 0, 1, \dots, L-1$ . The variance  $\sigma_l^2$  of each path follows the exponential decay, i.e.,  $\sigma_l^2 = \alpha_l e^{-\frac{l}{\gamma}}$ , where  $\gamma$  represents the delay and  $\alpha_l$  is a normalization coefficient. The sum of variances of all paths equals to 1, i.e.,  $\sum_{l=0}^{L-1} \sigma_l^2 = 1$ . The decoder at the base station recovers the transmitted images as  $\hat{\mathbf{s}}_1, \hat{\mathbf{s}}_2 = g(\hat{\mathbf{x}}_1, \hat{\mathbf{x}}_2; \theta)$ , where  $g(\cdot; \theta)$  is the decoder function parameterized as  $\theta$ , and  $\hat{\mathbf{s}}_1, \hat{\mathbf{s}}_2 \in \mathbb{R}^N$  are the recovered images.

### B. OFDM-based DJSCC

Next, we describe how to introduce OFDM to distributed DJSCC. The detailed process is summarized in Algorithm 1. Each encoded representation  $\mathbf{x}$  is power normalized and then allocated with an OFDM packet. Each packet contains  $N_s$  information symbols and  $N_p$  pilot symbols. The pilot symbols  $\mathbf{x}_p \in \mathbb{C}^{N_p \times N_c}$  are known to both the transmitter and receiver. Under the OFDM modulation setting,  $\mathbf{x}$  represents the frequency domain symbol. First,  $\mathbf{x}$  selects  $N_c$  subcarriers, i.e.,  $\mathbf{x}$  is reshaped as  $\mathbf{x} \in \mathbb{C}^{N_s \times N_c}$ . Then, symbols on all subcarriers can be transformed into a single time-domain symbol  $\mathcal{X} \in \mathbb{C}^{N_s \times N_c}$  through inverse discrete Fourier transform (IDFT) denoted as,  $\mathcal{X} = \mathbf{F}_{N_c}^H \mathbf{x}$ , where  $\mathbf{F}_{N_c}$  is an  $N_c$ -dimensional DFT matrix and  $\mathbf{F}_{N_c}^H$  is an IDFT matrix. Next, a cyclic prefix (CP) of length  $L_{cp}$  is added on the time-domain symbol  $\mathcal{X}$  yielding  $\mathcal{X}_{cp} \in \mathbb{C}^{N_s \times (N_c + L_{cp})}$ . The pilot symbols  $\mathbf{x}_p$  are also transformed using IDFT and appended

with a CP, then concatenated with  $\mathcal{X}_{cp}$  to form the OFDM symbol  $\mathcal{X}_{ofdm} \in \mathbb{C}^{(N_s+N_p) \times (N_c+L_{cp})}$ .

After adding pilots,  $\mathcal{X}_{ofdm}$  is transmitted through the fading channel as Eq. (1). When the base station receives  $\hat{\mathcal{X}}_{ofdm}$  (the corrupted version of  $\mathcal{X}_{ofdm}$ ), the OFDM demodulation is performed, which involves removing the CP and obtaining the corrupted frequency-domain symbols  $\hat{\mathbf{x}}$  using DFT, as well as the corrupted pilot symbols  $\hat{\mathbf{x}}_p$ .

---

**Algorithm 1:** Signal Processing Procedure of OFDM-based distributed DJSCC.

---

**Input:** Training data  $(s_1, s_2)$ ; The pilot symbols  $\mathbf{x}_p \in \mathbb{C}^{N_p \times N_c}$ ;

**Output:** The recovered images  $\hat{s}_1, \hat{s}_2$

```

1 for  $(s_1, s_2) \in \mathcal{D}_{train}$  do
2    $SNR_1, SNR_2 \leftarrow$  Randomly generate uniform
   SNR of independent channels;
3    $\triangleright$  Encoding
4    $\mathbf{x}_1 \in \mathbb{C}^{N_s \times N_c} \leftarrow f(s_1, SNR_1; \phi)$ ;
5    $\mathbf{x}_2 \in \mathbb{C}^{N_s \times N_c} \leftarrow f(s_2, SNR_2; \phi)$ ;
6    $\triangleright$  Modulation
7    $\mathcal{X} \in \mathbb{C}^{N_s \times N_c} \leftarrow \mathbf{F}_{N_c}(\mathbf{x})$ ;
8    $\mathcal{X}_{cp} \in \mathbb{C}^{(N_s+L_{cp}) \times N_c} \leftarrow CP(\mathcal{X}, CP)$ ;
9    $\mathcal{X}_{ofdm} \in \mathbb{C}^{(N_s+L_{cp}) \times (N_c+N_p)} \leftarrow Pilot(\mathcal{X}_{cp}, \mathbf{x}_p)$ ;
10   $\mathcal{X}_{ofdm}^{clip} \leftarrow Clip(\mathcal{X}_{ofdm}, \mathbf{x}_p)$ ;
11   $\triangleright$ Through the fading channel
12   $\hat{\mathcal{X}}_{ofdm}^{clip} \leftarrow h * \mathcal{X}_{ofdm}^{clip} + w$ ;
13   $\hat{\mathbf{x}} \leftarrow \hat{\mathcal{X}}_{ofdm}^{clip}$ ;  $\triangleright$ Demodulation
14   $\triangleright$ Decoding
15   $\hat{s} = g(\hat{\mathbf{x}}_1, \hat{\mathbf{x}}_2, SNR_1, SNR_2; \theta)$ ;
16 end
```

---

**Remark 2.** It should be pointed out that the proposed method belongs to discrete-time analog transmission (DTAT), where baseband complex symbols are transmitted directly after OFDM modulation, instead of passband transmission of digital signals [14]. This approach combines the advantages inherent to OFDM (i.e., overcoming frequency-selective fading) with DTAT. However, there exists a trade-off between PAPR and performance in OFDM-based DJSCC system.

The PAPR problem is important in the uplink since the efficiency of power amplifier is critical due to the limited battery power in a mobile terminal [21]. [14] proved that the high PAPR of DJSCC could be tackled by incorporating clipping into the training process as,

$$\mathcal{X}_{ofdm}^{clip} = \begin{cases} \mathcal{X}_{ofdm}, & \text{if } |\mathcal{X}_{ofdm}| \leq \rho \bar{\mathcal{X}}_{ofdm} \\ \rho \bar{\mathcal{X}}_{ofdm}, & \text{if } |\mathcal{X}_{ofdm}| > \rho \bar{\mathcal{X}}_{ofdm}, \end{cases} \quad (2)$$

where  $\mathcal{X}_{ofdm}^{clip}$  represents the clipped signal,  $\rho$  represents the clipping ratio and  $\bar{\mathcal{X}}_{ofdm}$  represents the average amplitude of  $\mathcal{X}_{ofdm}$ . The clipping ratio  $\rho$  should be selected properly

to avoid destroying the orthogonality among subcarriers. We incorporate clipping into the training process of RDJSCC to strike the balance between PAPR and performance.

### III. PRELIMINARY THEORETIC ANALYSIS OF THE PROPOSED RDJSCC

In this section, we first define reconstruction-relevant information for exploring how much information is sufficient for the reconstruction of the correlated images. Then, we build a variational model for distributed image transmission. Finally, we give an information-theoretic analysis regarding the impact of noise on the correlated sources, which guides us in efficiently utilizing mutual information to achieve collaborative recovery in the practical distributed wireless sensors network.

#### A. Complementarity and Consistency Analysis

We begin by analyzing the problem of distributed image transmission and ask how much information is sufficient for the reconstruction of multi-view images.

**Definition 1** (Reconstruction-relevant information). *Reconstruction-relevant information is defined as*

$$H(\mathbf{c}) = H(\mathbf{s}) + H(\mathbf{r}), \quad (3)$$

where  $\mathbf{c} \sim p(\mathbf{c})$  is a reconstruction-relevant random variable.  $H(\mathbf{c})$  is the entropy of  $\mathbf{c}$ , which contains two parts: sufficient statistics of the source  $H(\mathbf{s})$  and optimal error-resilient information  $H(\mathbf{r})$ .

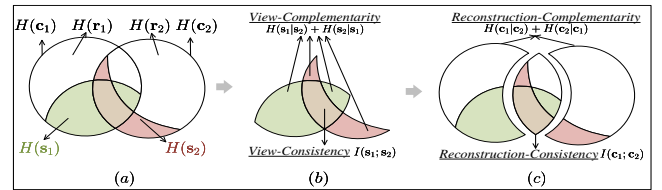


Fig. 3. Venn diagram visualization of entropies and mutual information for six variables:  $s_1, s_2, c_1, c_2, r_1$  and  $r_2$  respectively, where  $c_1, c_2, r_1$  and  $r_2$  are defined by Definition 1.

$H(\mathbf{c})$  is an ideal lossless transmission limit, as illustrated in Fig. 3.  $I(s_1; s_2)$  and  $(H(s_1|s_2) + H(s_2|s_1))$  are view-consistency and view-complementarity information, respectively, derived from the intrinsic overlap and differences between two views [20], whereas  $I(c_1; c_2)$  and  $(H(c_1|c_2) + H(c_2|c_1))$  extend consistency and complementarity to the reconstruction level, additionally expressing the uncertainty brought by the channel. The best balance between complementarity and consistency leads to optimal reconstruction performance.

## B. Probabilistic Model Analysis

From the variational perspective, DJSCC can be deemed as a variational autoencoder [17]. Then, we build a variational model for distributed image transmission.

Specifically, the distribution of latent representation  $q_{\hat{\mathbf{x}}|\mathbf{s}}(\hat{\mathbf{x}}|\mathbf{s})$  is learned by a transform  $f(\cdot; \phi)$  at the encoder, resulting in  $\hat{\mathbf{x}}_1 = f(\mathbf{s}_1; \phi)$ . Similarly, the latent representation of the other view can be expressed as  $\hat{\mathbf{x}}_2 = f(\mathbf{s}_2; \phi)$ . Finally, the reconstructed image can be derived from a DL-based decoder as  $\hat{\mathbf{s}}_1, \hat{\mathbf{s}}_2 = g(\hat{\mathbf{x}}_1, \hat{\mathbf{x}}_2; \theta)$ . In this setting, we aim to approximate the joint distribution of the random variables as  $p(\mathbf{s}_1, \mathbf{s}_2, \hat{\mathbf{x}}_1, \hat{\mathbf{x}}_2)$ , which is intractable. To obtain a tractable solution, a factored variational approximation of the posterior distribution is introduced as  $q(\hat{\mathbf{x}}_1, \hat{\mathbf{x}}_2 | \mathbf{s}_1, \mathbf{s}_2)$ .

$$\begin{aligned} & \mathbb{E}_{\mathbf{s}_1, \mathbf{s}_2 \sim p(\mathbf{s}_1, \mathbf{s}_2)} D_{\text{KL}}[q(\hat{\mathbf{x}}_1, \hat{\mathbf{x}}_2 | \mathbf{s}_1, \mathbf{s}_2) \| p(\hat{\mathbf{x}}_1, \hat{\mathbf{x}}_2 | \mathbf{s}_1, \mathbf{s}_2)] \\ &= \mathbb{E}_{\mathbf{s}_1, \mathbf{s}_2 \sim p(\mathbf{s}_1, \mathbf{s}_2)} \mathbb{E}_{\hat{\mathbf{x}}_1, \hat{\mathbf{x}}_2 \sim q} \left( \log q(\hat{\mathbf{x}}_1 | \mathbf{s}_1) q(\hat{\mathbf{x}}_2 | \mathbf{s}_2) \right. \\ & \quad \left. - \underbrace{(\log p(\mathbf{s}_1 | \hat{\mathbf{x}}_2, \hat{\mathbf{x}}_1))}_{D_1} - \underbrace{(\log p(\mathbf{s}_2 | \hat{\mathbf{x}}_2, \hat{\mathbf{x}}_1))}_{D_2} + \underbrace{\log p(\hat{\mathbf{x}}_1)}_{R_1} \right. \\ & \quad \left. + \underbrace{\log p(\hat{\mathbf{x}}_2)}_{R_2} \right) + \text{const.} \end{aligned} \quad (4)$$

We minimize the Kullback-Leibler (KL) divergence between the approximate density  $q(\hat{\mathbf{x}}_1, \hat{\mathbf{x}}_2 | \mathbf{s}_1, \mathbf{s}_2)$  and the true posterior  $p(\hat{\mathbf{x}}_1, \hat{\mathbf{x}}_2 | \mathbf{s}_1, \mathbf{s}_2)$  as Eq. (4). The first term in the KL divergence can be technically dropped [17]. The terms  $D_1$ ,  $D_2$  denote the reconstruction distortion.  $R_1$  and  $R_2$  denote the compression ratio of  $\hat{\mathbf{x}}_1$  and  $\hat{\mathbf{x}}_2$ .

When considering a fixed compression ratio transmission, where  $R_1$  and  $R_2$  are constant, minimizing the above KL divergence is equivalent with the following optimization problem,

$$\min_{\phi, \theta} \quad \mathbb{E}_{\mathbf{s}_1} [d(\mathbf{s}_1, \hat{\mathbf{s}}_1)] + \mathbb{E}_{\mathbf{s}_2} [d(\mathbf{s}_2, \hat{\mathbf{s}}_2)] \quad (5)$$

$$\text{s.t.} \quad R_1 = B_1, \quad (5a)$$

$$R_2 = B_2, \quad (5b)$$

$$P_1 = P_{\text{total}1}, \quad (5c)$$

$$P_2 = P_{\text{total}2}, \quad (5d)$$

where  $d(\cdot)$  denotes the mean square error (MSE). The objective function Eq. (5) is the sum of reconstruction MSE from two views.  $\theta$  and  $\phi$  can be optimized using DL methods based on gradient descent with respective constraints, i.e., bandwidth constraints Eq. (5a) (5b) and power constraints Eq. (5c) (5d) for each view.

Different from the optimal maximum a posterior probability scheme, DJSCC based schemes are most essentially optimization processes based on maximum likelihood estimation (MLE) given a compression ratio [11]–[16]. A squared error loss is equivalent to choosing the Gaussian

distribution [22]. The likelihood can be given as

$$\begin{aligned} p_{\mathbf{s}|\hat{\mathbf{x}}}(\mathbf{s} | \hat{\mathbf{x}}, \theta) &= \mathcal{N}(\mathbf{s} | \hat{\mathbf{s}}, \Sigma) \\ &\text{with } \hat{\mathbf{s}} = g(\hat{\mathbf{x}}; \theta), \end{aligned} \quad (6)$$

where  $\Sigma$  is the covariance matrix of Gaussian distribution. Next, we focus on analyzing the changes of mutual information of multi-view encoded representations, to guide us in optimizing the consistency and complementarity at the reconstruction level within the MLE framework.

## C. Mutual Information Analysis

In this section, we first analyze the changes of mutual information of multi-view encoded representations during the semantic encoding process. Then, we analyze the influence of noisy channel.

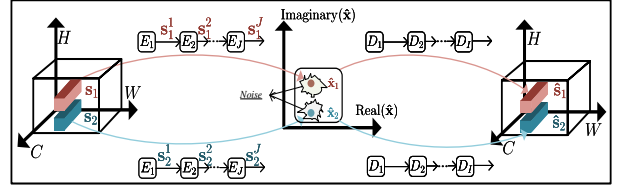


Fig. 4. Geometrical interpretation of the mappings performed by the network in Fig. 2 (b). Two view image sources  $\mathbf{s}_1 \in \mathbb{R}^{C \times H \times W}$ ,  $\mathbf{s}_2 \in \mathbb{R}^{C \times H \times W}$  are encoded by a semantic encoder, and recovered by a semantic decoder.

1) *Mutual Information Analysis under Semantic Encoding*: Analytically calculating the mutual information of multi-view encoded representations is non-trivial due to the high nonlinearity of the DNN. Thus, we resort to information-theoretic analysis for a further insight. The encoder for DJSCC based on convolutional backbone networks is composed of multiple stacked convolutional blocks or residual blocks, which can be expressed as

$$\begin{aligned} f(\cdot; \phi) &:= \bigcup_{j=1}^J E_j = E_1 \circ E_2 \cdots \circ E_J, \\ g(\cdot; \theta) &:= \bigcup_{i=1}^I D_i = D_1 \circ D_2 \cdots \circ D_I, \end{aligned} \quad (7)$$

where  $E_j$ ,  $D_i$  respectively denote the  $j$ -th,  $i$ -th stacked blocks of codecs respectively, and  $\circ$  denotes the stacking of blocks. As shown in Fig. (4),  $\mathbf{s}_1^j$  and  $\mathbf{s}_2^j$  are the output of the view  $\mathbf{s}_1$  and  $\mathbf{s}_2$  at the  $j$ -th block. By the data processing inequality, we have

$$\begin{aligned} I(\mathbf{s}_1; \mathbf{s}_1^a) &\geq I(\mathbf{s}_1; \mathbf{s}_1^b), 1 \leq a \leq b \leq J, \\ I(\mathbf{s}_2; \mathbf{s}_2^a) &\geq I(\mathbf{s}_2; \mathbf{s}_2^b), 1 \leq a \leq b \leq J, \end{aligned} \quad (8)$$

Meanwhile, we have the following Markov chains:  $\mathbf{s}_1 \rightarrow \mathbf{s}_2 \rightarrow \mathbf{s}_2^j, \mathbf{s}_2 \rightarrow \mathbf{s}_1 \rightarrow \mathbf{s}_1^j$ .

**Theorem 1** (Mutual Information Reduction Theorem). *The mutual information between the two correlated views gradually decreases during the same encoding process as*

$$I(\mathbf{s}_1^a; \mathbf{s}_2^a) \geq I(\mathbf{s}_1^b; \mathbf{s}_2^b), 1 \leq a \leq b \leq J. \quad (9)$$

*Proof.* Let  $p_{\mathbf{s}_1^a, \mathbf{s}_2^a} = p_1^a$ ,  $p_{\mathbf{s}_1^a} p_{\mathbf{s}_2^a} = p_2^a$ ,  $p_{\mathbf{s}_1^b, \mathbf{s}_2^b} = p_1^b$ ,  $p_{\mathbf{s}_1^b} p_{\mathbf{s}_2^b} = p_2^b$ . By the data-processing inequality applied to relative entropies (see [23] pp. 370–371), we have

$$D_{KL}(p_1^a || p_2^a) \geq D_{KL}(p_1^b || p_2^b) \quad (10)$$

According to the definition of mutual information  $I(\mathbf{s}_1^a; \mathbf{s}_2^a) = D(p_{\mathbf{s}_1^a} || p_{\mathbf{s}_2^a})$ , theorem 1 is proved. ■

Theorem 1 shows the mutual information between the two encoded representations would become weaker during the semantic encoding process, i.e., reconstruction consistency is smaller.

2) *Mutual Information Analysis under Noisy Channel:* To eliminate the impact of noise on the correlated sources, we should first understand the impact of noise.

**Assumption 1.**  $\mathbf{x}_1$  and  $\hat{\mathbf{x}}_1$  are correlated, i.e.,  $I(\mathbf{x}_1; \hat{\mathbf{x}}_1) > 0$ . Meanwhile,  $\mathbf{x}_1$  and  $\hat{\mathbf{x}}_2$  are also correlated, i.e.,  $I(\mathbf{x}_1; \hat{\mathbf{x}}_2) > 0$ .

For the transmission of  $\mathbf{x}_1$ , we have  $I(\mathbf{x}_1; \hat{\mathbf{x}}_1 | \mathbf{x}_2) \leq I(\mathbf{x}_1; \hat{\mathbf{x}}_1)$  since the decoder can use the correlated information  $\mathbf{x}_2$ . In practice,  $\mathbf{x}_2$  is often not lossless (recall Remark 1). Hence, the actual optimization goal is,  $I(\mathbf{x}_1; \hat{\mathbf{x}}_1 | \hat{\mathbf{x}}_2)$ . Based on Assumption 1, we have  $I(\mathbf{x}_1; \hat{\mathbf{x}}_1 | \hat{\mathbf{x}}_2) < I(\mathbf{x}_1; \hat{\mathbf{x}}_1)$ , which ensures that the noisy correlated sources can still help decode. In addition, Theorem 1 still holds when multi-view encoded representations are transmitted over a noisy channel as we have

$$I(\mathbf{x}_1; \mathbf{x}_2) \geq I(\hat{\mathbf{x}}_1; \hat{\mathbf{x}}_2). \quad (11)$$

For the sake of further analysis, we make the following assumptions.

**Assumption 2.**  $\mathbf{x}_1$  and  $\mathbf{x}_2$  are jointly normal correlated, i.e.,  $\mathbf{x}_1, \mathbf{x}_2 \sim \mathcal{N}(\mu_{\mathbf{x}_1}, \mu_{\mathbf{x}_2}, \sigma_{\mathbf{x}_1}^2, \sigma_{\mathbf{x}_2}^2, r)$ , where  $\mu_{\mathbf{x}_1}$  and  $\mu_{\mathbf{x}_2}$  are the expected values of  $\mathbf{x}_1$  and  $\mathbf{x}_2$ , and  $\sigma_{\mathbf{x}_1}^2$  and  $\sigma_{\mathbf{x}_2}^2$  are their variances, and  $r$  is the correlation coefficient.

Then, the encoded representations  $\mathbf{x}_1$  and  $\mathbf{x}_2$  are transmitted over independent Gaussian noise channels, resulting in noisy versions  $\hat{\mathbf{x}}_1$  and  $\hat{\mathbf{x}}_2$  as

$$\begin{aligned} \hat{\mathbf{x}}_1 &= \mathbf{x}_1 + \mathbf{w}_{\mathbf{x}_1}, & \mathbf{w}_{\mathbf{x}_1} &\sim \mathcal{N}(\mu_{\mathbf{w}_{\mathbf{x}_1}}, \sigma_{\mathbf{w}_{\mathbf{x}_1}}^2), \\ \hat{\mathbf{x}}_2 &= \mathbf{x}_2 + \mathbf{w}_{\mathbf{x}_2}, & \mathbf{w}_{\mathbf{x}_2} &\sim \mathcal{N}(\mu_{\mathbf{w}_{\mathbf{x}_2}}, \sigma_{\mathbf{w}_{\mathbf{x}_2}}^2), \end{aligned} \quad (12)$$

where  $\mathbf{w}_{\mathbf{x}_1}$  and  $\mathbf{w}_{\mathbf{x}_2}$  are independent Gaussian noise, independent of  $\mathbf{x}_1$  and  $\mathbf{x}_2$ . Based on Assumption 2,  $\mathbf{x}_1$  and  $\mathbf{x}_2$  remain normally correlated over the independent Gaussian noise channel. Hence, we have

$$I(\hat{\mathbf{x}}_1; \hat{\mathbf{x}}_2) = -\frac{1}{2} \log(1 - r'^2), \quad (13)$$

where  $r'$  is the correlation coefficient between  $\hat{\mathbf{x}}_1$  and  $\hat{\mathbf{x}}_2$ , which can be expressed as

$$r' = \frac{r \sigma_{\mathbf{x}_1} \sigma_{\mathbf{x}_2}}{\sqrt{(\sigma_{\mathbf{x}_1}^2 + \sigma_{\mathbf{w}_{\mathbf{x}_1}}^2)(\sigma_{\mathbf{x}_2}^2 + \sigma_{\mathbf{w}_{\mathbf{x}_2}}^2)}}, \quad (14)$$

Obviously, we have  $0 \leq r' \leq r$  and thus  $I(\hat{\mathbf{x}}_1; \hat{\mathbf{x}}_2) \leq I(\mathbf{x}_1; \mathbf{x}_2)$ .

According to the above analysis, we notice that the reconstruction consistency of multi-view encoded representations deteriorates over the noisy channel. Hence, it is necessary to design a flexible multi-view transmission framework to meet the requirements of consistency and complementarity in a distributed image transmission scenario.

## IV. METHOD

Guided by the analysis in Section III, we propose a distributed wireless image transmission scheme in this section. The scheme is composed of a novel cross-view information extraction (CVIE) mechanism and a complementarity-consistency fusion (CCF) mechanism.

### A. Cross-view Information Extraction

CVIE uses features generated by three individual  $1 \times 1$  convolution as inputs to perform cross-view interactions. The objective of CVIE is to learn cross-view information. CVIE is inspired by CAM [19], [31], as shown in Fig. 5 (a). CAM uses  $1 \times 1$  convolutions  $W_q, W_k, W_v$  to map the view to its query, key and value as

$$q_{ij}^2 = W_q \hat{\mathbf{x}}_{ij}^2, k_{ij}^1 = W_k \hat{\mathbf{x}}_{ij}^1, v_{ij}^1 = W_v \hat{\mathbf{x}}_{ij}^1, \quad (15)$$

where  $q_{ij}^2$  denotes the query from the second view at a local region of pixels  $(i, j)$ ,  $k_{ij}^1$  and  $v_{ij}^1$  are from the first view. Like widely adopted self-attention mechanism, CAM can be formulized as

$$\text{Attention}(q_{ij}^2, k_{ij}^1, v_{ij}^1) = \text{softmax}(q_{ij}^2 k_{ij}^1) v_{ij}^1, \quad (16)$$

where  $q_{ij}^2 k_{ij}^1$  denotes the similarity score of two views, the softmax function is applied to convert the unnormalized similarity score into similarity weights and these similarity weights are then used to compute a weighted sum of  $v_{ij}^1$ .

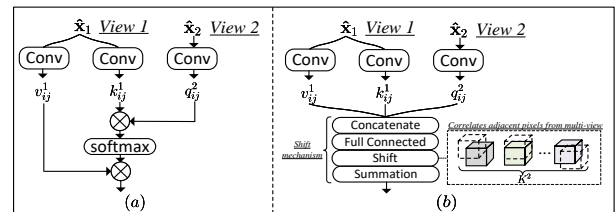


Fig. 5. (a) Cross attention mechanism. (b) Cross-view information extraction.

To capture more detailed cross-view patterns and dependencies, we propose CVIE shown in Fig. 5 (b). CVIE

leverages the inherent principles of standard convolution for image coding. Standard convolution is a cross-correlation operation (see [24] pp. 246–247), which calculates the cross-correlation between input tensor  $\mathbf{x}_{i,j}$  and a  $K \times K$  kernel tensor  $\mathcal{F}$  as

$$\mathbf{y}_{i,j} = \sum_{p,q} \mathcal{F}_{p,q} \mathbf{x}_{i+p-\lfloor K/2 \rfloor, j+q-\lfloor K/2 \rfloor}, \quad (17)$$

where the kernel weights  $\mathcal{F}_{p,q}$  at positions  $p, q \in 0, 1, \dots, K-1$  characterize the weights associated with the kernel at the position  $(p, q)$ . Inspired by [25], which proves that standard convolution with kernel size  $K \times K$  can be decomposed into  $K^2$  individual  $1 \times 1$  convolutions by the shift mechanism. We initially perform individual  $1 \times 1$  convolutions from two views and obtain query, key and value as CAM. Next, a shift mechanism is adopted. Specifically, query, key and value are concatenated as

$$\mathcal{Y}_{ij} = \text{Concatenate}[q_{ij}^2, k_{ij}^1, v_{ij}^1], \quad (18)$$

where  $\mathcal{Y}_{ij} \in \mathbb{R}^{3 \times C \times HW}$  is output,  $C$ ,  $H$  and  $W$  are the height, width, and channel of the output features, respectively. To fuse the information from multi-views, we utilize a fully connected layer to generate  $K^2$  multi-view features as  $\mathcal{Y}_{ij}^{fc} \in \mathbb{R}^{K^2 \times C \times HW}$ . Since these features are generated from  $1 \times 1$  convolution, the correlation of adjacent pixels is not calculated. We resort to shift operation, which is the core of the shift mechanism. Shift operation can be expressed as

$$\mathcal{Y}_{i,j}^{shift} = \text{Shift}[\mathcal{Y}_{ij}^{fc}, \Delta x, \Delta y] = \mathcal{Y}_{i+\Delta x, j+\Delta y}^{fc}, \quad (19)$$

where  $\Delta x, \Delta y$  correspond to the horizontal and vertical displacements, respectively. As shown in Fig. 5 (b), shifting features towards various directions to correlate adjacent pixels from multi-view, which further capture more nuanced cross-view patterns and dependencies. Finally, we fuse these  $K^2$  features in each direction by summation operation as

$$\mathcal{Y}_{i,j}^{Sum} = \sum_{p,q} \mathcal{Y}_{i,j}^{shift}. \quad (20)$$

According to the above process, CVIE can compute cross-correlation between two views.

### B. Complementarity-Consistency Fusion Mechanism

To fuse the complementarity and consistency from multi-view information in a symmetric and compact manner, we further propose a CCF mechanism based on CVIE. As shown in Fig. 6 (a), we add a parallel path for single-view consistency information extraction on the basis of CVIE. The reused individual  $1 \times 1$  convolution reduces computational overhead and improves the model capacity. Complementary and consistent information are weighted dynamically by  $\mathcal{W}_1, \mathcal{W}_2$  and then summed.  $\mathcal{W}_1$  and  $\mathcal{W}_2$  are based on the dynamic weight assignment (DWA) policy shown in Fig. 6 (b). DWA is mainly composed of two fully connected

layers with activation function ReLU / Softmax. The input of DWA consists of SNRs of two independent OFDM channels  $SNR_1, SNR_2$  and squared cosine similarity (SCS) of OFDM signals from two views computed as

$$\cos^2(\mathbf{x}_1, \mathbf{x}_2) \triangleq \frac{\langle \mathbf{x}_1, \mathbf{x}_2 \rangle^2}{\|\mathbf{x}_1\|^2 \|\mathbf{x}_2\|^2}. \quad (21)$$

These three metrics are concatenated as Eq. (18). The output of DWA can be modeled as a Bernoulli random variable  $\mathbf{w}$ , i.e.,  $\mathbf{w} \sim \mathcal{B}(p)$  and  $p(\mathbf{w} = \mathcal{W}_1) + p(\mathbf{w} = \mathcal{W}_2) = 1$ .

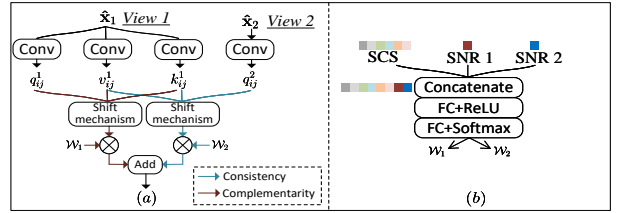


Fig. 6. (a) Complementarity-consistency fusion mechanism. (b) Dynamic weight assignment policy

The reasons why adopting SCS and SNR to balance the consistency and complementarity are as follows: First, the mutual information is notoriously difficult to compute, particularly in continuous and high-dimensional encoded representations. Secondly, the relationship between the SCS of two encoded representations and SNR is shown in Fig. 7. It can be noticed that a relatively high-quality channel corresponds to a relatively high SCS. Based on Eq. (14), better channel conditions may lead to higher correlation and thus enhance the mutual information of two views under the assumption of jointly normal correlation (Assumption 2). Therefore, Fig. 7 indicates that the mutual information of received encoded representations between two views can be roughly predicted according to the SCS. Similar to Section III-C, the further theoretical analysis for the impact of encoding process on SCS is given in Appendix B.

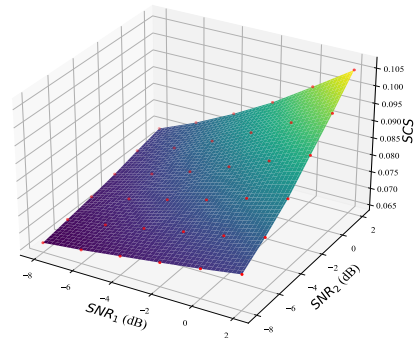


Fig. 7. The squared cosine similarity of two received encoded representations under different SNRs.

## V. EXPERIMENTS

Next, we validate the performance of the proposed RDJSCC. First, we present the simulation settings. Then, we evaluate and analyze the performance.

### A. Datasets and Simulation Settings

1) *Dataset*: We quantify the distributed image transmission performance on RGB Cityscapes dataset [26], which is composed of stereo image pairs, and each pair is captured by a pair of cameras at the same moment. We adopt 2975 pairs for training, 500 pairs for validation, and 1525 pairs for testing. Each image of Cityscapes is downsampled to  $128 \times 256$  pixels. In addition, KITTI dataset is used. We adopt 1576 pairs for training, 790 pairs for validation, and 790 pairs for testing. Following [9], [19], each image with  $375 \times 1242$  pixels is centre-cropped and downsampled to  $128 \times 256$  pixels.

TABLE II  
SIMULATION PARAMETER SETTINGS.

	Parameters	Value
Channel environment	$L$	8
	$\gamma$	4
	$SNR$	[-8,2] dB
OFDM settings	$N_p$	2
	$N_s = 3$	3
	$N_c = 2048$	2048
	$L_{cp}$	16
	$B_1 = B_2$	1/6 or 1/12
	$P_{total1} = P_{total2}$	0.5
Training parameters	Epoch	200
	Initial learning rate	$10^{-4}$
	Batch size	8

2) *Simulation Details*: Simulation parameter settings are given in Table II. We compare the proposed RDJSCC with CAM-based DJSCC [19] under the same settings. The initial learning rate is  $10^{-4}$ , with a 50% decay after 100 training epochs. Mixed SNRs training is employed, with SNR sampled from a uniform distribution [-8, 2] dB.

### B. Performance Metrics

1) *Distributed Image Transmission Performance*: We use PSNR, MS-SSIM and LPIPS to comprehensively evaluate the distributed image transmission performance of the proposed model. PSNR is a commonly used metric based on the pixel-wise MSE between input  $\mathbf{s}$  and output  $\hat{\mathbf{s}}$  as

$$\text{PSNR}(\mathbf{s}, \hat{\mathbf{s}}) \triangleq 10 \log_{10} \frac{255^2}{d(\mathbf{s}, \hat{\mathbf{s}})} \text{ (dB)}. \quad (22)$$

MS-SSIM is based on the similarity of images at different scales, which is more in line with human visual perception

[28]. The similarity is calculated by structural similarity (SSIM) as

$$\text{SSIM}(\mathbf{s}, \hat{\mathbf{s}}) \triangleq \frac{(2\mu_{\mathbf{s}}\mu_{\hat{\mathbf{s}}} + C_1)(2\sigma_{\mathbf{s}\hat{\mathbf{s}}} + C_2)}{(\mu_{\mathbf{s}}^2 + \mu_{\hat{\mathbf{s}}}^2 + C_1)(\sigma_{\mathbf{s}}^2 + \sigma_{\hat{\mathbf{s}}}^2 + C_2)}, \quad (23)$$

where  $\mu_{\mathbf{s}}$  and  $\mu_{\hat{\mathbf{s}}}$  are the means of images.  $\sigma_{\mathbf{s}}^2$  and  $\sigma_{\hat{\mathbf{s}}}^2$  are the variances.  $\sigma_{\mathbf{s}\hat{\mathbf{s}}}$  is the covariance.  $C_1$  and  $C_2$  are constants used to stabilize the formula. Based on SSIM, MS-SSIM can be defined as

$$\text{MS-SSIM}(x, y) \triangleq \left( \prod_{j=1}^M \text{SSIM}_j(x, y) \right)^{\frac{1}{M}}, \quad (24)$$

where  $M$  is the number of scales.

LPIPS computes the dissimilarity within the feature space between the input image and the reconstruction, by leveraging a deep neural network, which is formulated as

$$\text{LPIPS}(\mathbf{s}, \hat{\mathbf{s}}) \triangleq \sum_I \frac{1}{H_i W_i} \sum_{h,w} \|\mathbf{w}_i \odot (\mathbf{y}^i - \hat{\mathbf{y}}^i)\|_2^2, \quad (25)$$

where  $\mathbf{y}^i, \hat{\mathbf{y}}^i \in \mathbb{R}^{H_i \times W_i \times C_i}$  are the intermediate features derived from the  $i$ -th layer of of the employed network with  $I$  layers.  $H_i, W_i$ , and  $C_i$  are the intermediate height, width, and channel dimensions of features, respectively,  $w^i \in \mathbb{R}^{C_i}$  is the weight vector, and  $\odot$  is the channel-wise feature multiplication operation.

2) *Algorithm Complexity*: We evaluate the complexity from two commonly used metrics: the number of floating-point operations (FLOPs) and parameters. In addition, we provide decoding time and model weight size as the auxiliary evaluation metrics.

3) *PAPR Performance*: We measure the PAPR performance of the considered communication system as the ratio between the maximum power and the average power

$$\text{PAPR}\{\mathcal{X}_{\text{ofdm}}\} = \frac{\max |\mathcal{X}_{\text{ofdm}}|^2}{E \left\{ |\mathcal{X}_{\text{ofdm}}|^2 \right\}}. \quad (26)$$

### C. Distributed Image Transmission Performance

1) *Performance Analysis*: Fig. 8 shows the performance of different methods under different SNRs, compression ratios, and datasets (a higher PSNR/MS-SSIM or a lower LPIPS indicates a better performance). Since the two views are symmetric, we only report the performance of one view transmitted with  $SNR_1$ . Fig. 8 shows that the proposed RDJSCC achieves better performance under different SNRs, compression ratios, and datasets compared with CAM-based DJSCC [19]. It indicates that RDJSCC can learn a more optimal maximum likelihood estimation solution than CAM-based DJSCC. Fig. 8(b) shows that RDJSCC has a greater performance gain at low SNR compared with CAM-based DJSCC. This is because RDJSCC can leverage correlated



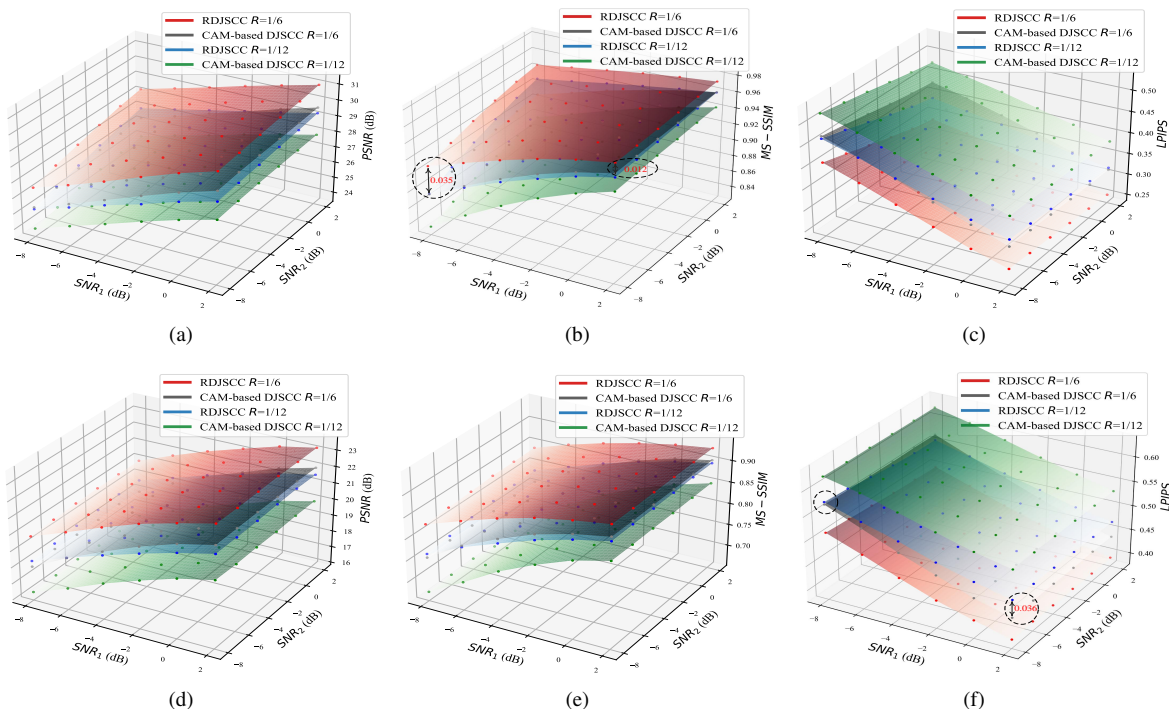


Fig. 8. Validating the effectiveness of the proposed RDJSCC: (a)-(c) Reconstruction performance of different methods when adopting PSNR, MS-SSIM and LPIPS as metrics respectively under Cityscapes dataset. (d)-(e) the Reconstruction performance under the KITTI dataset.

sources effectively and thus enhance the reconstruction performance under poor channel conditions. Fig. 8(f) shows that the LPIPS score of RDJSCC  $R=1/12$  almost achieves or even exceeds the CAM-based DJSCC  $R=1/6$ . It illustrates that RDJSCC has a better human perception quality in terms of LPIPS.

2) *Model Complexity Analysis*: Table III shows the algorithm complexity. Results indicate that the complexity of RDJSCC is higher than that of the CAM-based DJSCC. This is because RDJSCC introduces additional computation overhead with a light fully connected layer and the shift mechanism in CVIE and CCF. Although the complexity of RDJSCC is not advantageous, the decoding time and weights are close to the CAM-based DJSCC.

TABLE III  
THE COMPLEXITY COMPARISON WHEN  $R = 1/6$  AND CITYSCAPES DATASET IS ADOPTED

Methods	FLOPs	Parameters	Weight	Time
CAM-based DJSCC [19]	1.66 G	3.22 M	14.58 MB	47.68 ms
Proposed RDJSCC	2.38 G	3.76 M	16.42 MB	46.36 ms

For a further analysis, theoretical complexity analysis is given. RDJSCC and CAM-based DJSCC both adopt individual  $1 \times 1$  convolution to generate query, key, and value. The parameters of  $1 \times 1$  convolution are  $3C^2$ , where  $C$  denotes the number of convolutional channels. The computational complexity is  $\mathcal{O}(3HWC^2)$ , where

$H$  and  $W$  denote the height and width of the input features. The total computational complexity of CAM is  $\mathcal{O}(3HWC^2 + 2HWK^2C)$ . Compared with CAM, the additional parameters of RDJSCC brought by fully connected layer are  $3K^2$ . It is much less than  $3C^2$  (e.g., with  $C$  often set empirically as 256 and  $K$  as 3 or 5). The additional parameters of RDJSCC brought by the shift mechanism are  $K^4C$ , which is also light compared with  $1 \times 1$  convolutions. Meanwhile,  $1 \times 1$  convolutions are reused in CCF mechanism, which reduces computational overhead. The total computational complexity of RDJSCC is  $\mathcal{O}(3HWC^2 + 3HWK^2C + K^4C)$ .

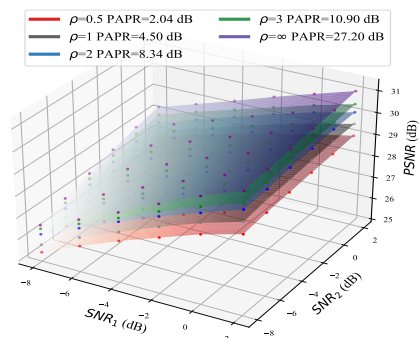


Fig. 9. PAPR under different clipping ratios when  $R = 1/6$  and Cityscapes dataset is adopted.




Fig. 10. (a) The output semantic features of different stacked blocks at the encoder and the reconstructed image. (b) The output semantic features of different stacked blocks at the decoder.

3) *PAPR Reduction*: Fig. 9 shows the trade-off between PAPR and performance by clipping. It is obvious that the reconstruction performance decreases as clipping ratio decreases. This is because clipping disrupts the orthogonality among subchannels. However, we can strike a trade-off between performance and PAPR by setting an appropriate clipping ratio. For example, the reconstruction performance with  $\rho = 3.0$  is nearly identical to the performance without clipping ( $\rho = \infty$ ). The results are consistent with [14], [16]. It indicates that the performance gain brought by OFDM against fading and the low PAPR can coexist in a distributed image transmission system.

4) *Ablation Study*: During the design process of RDJSCC, we use the CVIE to replace the CAM. Meanwhile, we have designed the CCF based on CVIE. To verify the effectiveness of these methods, we report the transmission performance in the following settings: we take off the CVIE and CCF respectively (marked as “RDJSCC w/o CVIE” and “RDJSCC w/o CCF” in Fig. 11). Note that once CVIE is removed, no correlated sources are accessed.

Fig. 11(a) shows that RDJSCC w/o CVIE has a performance degradation compared with RDJSCC. It indicates that CVIE can utilize correlated sources and thus enhance transmission performance. Fig. 11(a) also shows that RDJSCC has a performance gain compared with RDJSCC w/o CCF. It demonstrates the benefit of fusing the complementarity and consistency through CCF. It also verifies that the performance gain of RDJSCC arises from the combination of CVIE and CCF. Fig. 11(b) shows an interesting trend that the CAM performs better when the channel condition of the other view is relatively good (i.e. when  $SNR_2 = 2$  dB). In contrast, Fig. 11(a) shows that

the CAM performs worse when the channel condition of the other view is poor (i.e. when  $SNR_2 = -8$  dB). This indicates that CAM struggles to efficiently utilize noisy correlated sources.

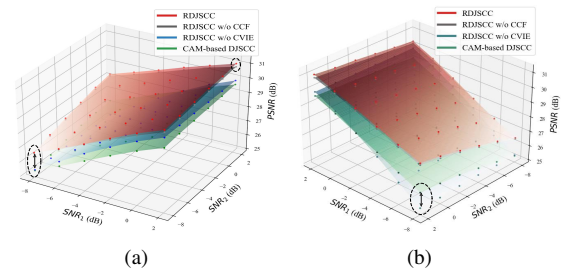


Fig. 11. Ablation study results in terms of the PSNR performance when  $R = 1/6$  and Cityscapes dataset is adopted. To better present the 3D result, we separately show the two sides of the same image as illustrated in (a) and (b).

#### D. Visual Comparison

In Fig. 8, we have already shown the reconstruction performance of the proposed method under different datasets and compression ratios. To visually illustrate the impact of fading channel, Fig. 10 (a) presents examples of the reconstructed images. Results show that the proposed method present a better recovery quality compared with CAM-based DJSCC.

Fig. 10 (a) also shows that the semantic features of the encoder outputs from both methods differ significantly, despite the identical encoder structure. This difference occurs because the complexity of the decoder affects the encoder’s

learning process. In other words, a more complex decoder might necessitate richer and more intricate feature maps, whereas a simpler decoder might require only basic feature maps. Fig. 10 (a) shows that the shallow features (e.g. the output of  $E_1$ ) retain most of the details of the original image. As the encoder depth increases, the feature maps become more random and abstract, reflecting the optimization process of joint source-channel coding.

In Fig. 10 (a), the deep encoded features (e.g. the output of  $E_3$ ) also exhibit a visible structure. This indicates that a dependency structure exists in the semantic feature map, consistent with [32]. According to [22], modeling these dependencies by introducing latent variable can enhance lossy image compression performance in noise-free environments. However, such dependencies may also render signals more resilient to interference when transmitting in noisy channels, as shown in Fig. 9 of [32]. Hence, dependencies can be regarded as a component of reconstruction-relevant information. Fig. 10 (b) indicates that the decoding process exhibits the inverse trend compared with encoding process, transitioning from random to detailed textures.

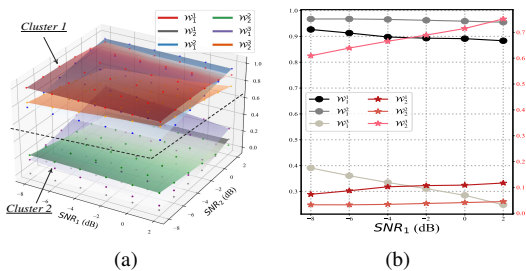


Fig. 12. (a) Weight allocation of  $\mathcal{W}_1$  and  $\mathcal{W}_2$  under different SNRs when  $R = 1/6$  and Cityscapes dataset is adopted.  $\mathcal{W}_1^i$  and  $\mathcal{W}_2^i$  respectively denote the weight assigned to complementarity and consistency of the  $i$ -th stacked blocks  $D_i$ . (b) Weight allocation of  $\mathcal{W}_1$  and  $\mathcal{W}_2$  when  $SNR_2$  is fixed at 2 dB.

### E. Discussions on Dynamic Weight

Fig 12(a) gives the weights  $\mathcal{W}_1$  and  $\mathcal{W}_2$  under different SNRs. These weights are clearly divided into two clusters. It indicates that one weight tends to dominate. Specifically, Fig 12(b) gives an interesting case where  $SNR_2$  is fixed at 2 dB. It reveals that there are more complementary weight assigned in the shallow decoding blocks, i.e.,  $\mathcal{W}_1^1 > \mathcal{W}_2^1$ . However, the opposite result appears in the deep layer decoding blocks, i.e.,  $\mathcal{W}_1^3 < \mathcal{W}_2^3$ . In other words, the shallow decoding blocks focus on complementarity, while the deep decoding blocks focus on consistency. As shown in Fig 10 (b), the shallow features are more random, with visible structure emerging only in the third decoding block  $D_3$ , which coincides with an increased emphasis on consistency. This phenomenon indicates that the shallow decoding blocks primarily act as denoisers, with

consistency feature extraction occurring once the noise is sufficiently reduced. Furthermore, we observe that the deep decoding blocks allocate more resources to consistency as the SNR increases, suggesting that in lower noise conditions, utilizing correlated sources enhances performance.

## VI. CONCLUSION

In this paper, we propose a novel RDJSCC scheme, specifically designed for distributed image transmission under multi-path fading channel without perfect CSI. We aim to efficiently utilize noisy correlated sources to achieve collaborative recovery, striking a balance between complementarity and consistency. Based on information-theoretic analysis, we find that designing flexible multi-view transmission framework to meet the requirements of consistency and complementarity can lead to the optimal reconstruction performance. Deploying CVIE and CCF at the decoder can strike a graceful trade-off between reconstruction complementarity and consistency. Meanwhile, we also verify that the low PAPR can coexist with performance in distributed image transmission system by setting proper clipping threshold. We believe that the proposed RDJSCC scheme will play a pivotal role in advancing distributed systems towards practical deployment.

## APPENDIX A

### DNN ARCHITECTURE AND HYPERPARAMETERS

The DNN architectures are given in Fig. 13. The encoder and decoder are both composed of stacked residual blocks as [13] shown in Fig. 13 (b). Specifically, the encoder consists of three residual blocks. The latter two residual blocks performing downsampling twice. The encoders for the two views share the same parameters and the encoding process are independent, which refers to Slepian-Wolf theorem on distributed source coding [2]. It proves that separate encoding and joint decoding of two or more correlated sources can theoretically achieve the same compression ratio as a joint encoding-decoding scheme under lossless compression, which has been extended to the lossy transmission scenario [3], [4]. The encoder is simpler compared with the decoder, because DSC enables low-complexity encoding by shifting a significant amount of computation to the decoder. Fig. 13 shows that the decoder consists of five residual blocks while the encoder consists of three.

Meanwhile, we also introduce SNR adaptive strategy to use a single  $(\phi, \theta)$  pair for various SNR shown in Fig. 13 (c), which has been widely proved to be beneficial for channels with varying SNR [12], [13], [19]. Specifically, channel-wise mean and SNR are concatenated, then over the multiple full connected layers. As shown in Fig. 13 (a), CVIE and CCF are stacked before upsampling to avoid calculating the cross-view dependence on high-dimensional features.

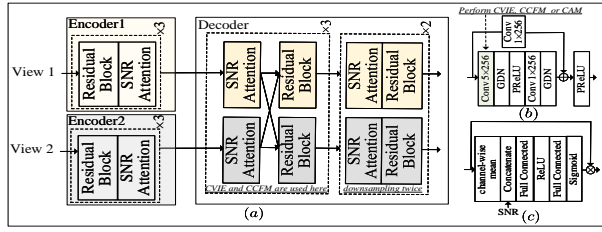


Fig. 13. (a) ResNet-based encoder and decoder. (b) Stacked residual blocks. (c) SNR adaptive strategy.

## APPENDIX B

### THE IMPACTS OF ENCODING PROCESS ON CORRELATION

As depicted in Section IV-B, analytically calculating the mutual information of multi-view encoded representations is non-trivial due to the high nonlinearity of the DNN. We also find that the mutual information of received encoded representations between two views can be roughly predicted according to the SCS. Here, we attempt to analyse the impacts of encoding process on correlation based on cosine similarity. We use canonical correlation analysis (CCA) [34] to have a further insight of the discussions in Section III-C.

By definition, the cosine similarity of two views can be expressed as

$$\cos(\psi) = \frac{\langle \mathbf{s}_1^j, \mathbf{s}_2^j \rangle}{\|\mathbf{s}_1^j\| \|\mathbf{s}_2^j\|}, \quad (27)$$

where  $\psi$  can be viewed as the angle between two vectors (Here, the correlated sources of two views can be seen as two vectors). The encoding process  $f(\cdot; \phi)$  is nonlinear (composed of multiple sub-nonlinear transformation  $E_j$ ). Hence, we resort to kernel CCA analysis. Kernel CCA offers an analytical framework by projecting the data into a higher dimensional feature space with a fixed nonlinear mapping as  $\Phi: \mathbf{s} \mapsto \Phi(\mathbf{s})$  [34], where  $\Phi$  is a mapping from  $\mathbf{X}$  to a feature space  $\mathbf{F}$ , for  $\mathbf{s} \in \mathbf{S}$ .

**Assumption 3.**  $E_j$  can be integrated into the kernel function or has a compatible kernel representation, we can redefine the kernel as  $K_j(\mathbf{s}_1, \mathbf{s}_2) = E_j(\Phi(\mathbf{s}_1)) \cdot E_j(\Phi(\mathbf{s}_2))$ .

Under the Assumption 3, the cosine similarity of two views can be expressed as

$$\cos(\psi_1) = \frac{K_j(\mathbf{s}_1, \mathbf{s}_2)}{\sqrt{K_j(\mathbf{s}_1, \mathbf{s}_1)} \sqrt{K_j(\mathbf{s}_2, \mathbf{s}_2)}}, \quad (28)$$

where  $\psi_1$  is angle after transformation. By Lagrange multiplier method, we can maximize cosine similarity and obtain a generalised eigenproblem of the form  $\mathbf{A}\mathbf{x} = \lambda\mathbf{x}$  [34]. Under this case,  $E_j = \frac{1}{\lambda} K_j(\mathbf{s}_2, \mathbf{s}_2)^{-1} K_j(\mathbf{s}_1, \mathbf{s}_1)$  is optimal. As a conclusion, the changes in cosine similarity are related to the selection of kernel function. Perfect correlation can be formed when kernel function is invertible,

It is worth mentioning that when  $E_j$  is a linear

transformation, the cosine similarity can be expressed as

$$\cos(\psi_1) = \frac{(\mathbf{s}_1^j)^T \Sigma (\mathbf{s}_2^j)}{\sqrt{(\mathbf{s}_1^j)^T \Sigma (\mathbf{s}_1^j) (\mathbf{s}_2^j)^T \Sigma (\mathbf{s}_2^j)}}, \quad (29)$$

where  $\Sigma = E_j^T E_j$ . The optimal cosine similarity can be computed in terms of the singular value decomposition [35].

## REFERENCES

- [1] D. Gündüz, Z. Qin, I. E. Aguerri, H. S. Dhillon, Z. Yang, A. Yener, K. K. Wong, and C.-B. Chae, "Beyond transmitting bits: Context, semantics, and task-oriented communications," *IEEE J. Select. Areas Commun.*, vol. 41, no. 1, pp. 5–41, Nov. 2022.
- [2] D. Slepian and J. Wolf, "Noiseless coding of correlated information sources," *IEEE Trans. Inf. Theory*, vol. 19, no. 4, pp. 471–480, Jul. 1973.
- [3] A. Wyner and J. Ziv, "The rate-distortion function for source coding with side information at the decoder," *IEEE Trans. Inf. Theory*, vol. 22, no. 1, pp. 1–10, Jan. 1976.
- [4] C. Heegard and T. Berger, "Rate distortion when side information may be absent," *IEEE Trans. Inf. Theory*, vol. 31, no. 6, pp. 727–734, Nov. 1985.
- [5] Q. Hu, F. Gao, H. Zhang, S. Jin, and G. Y. Li, "Deep learning for channel estimation: Interpretation, performance, and comparison," *IEEE Trans. Wireless Commun.*, vol. 20, no. 4, pp. 2398–2412, Apr. 2021.
- [6] B. Dong *et al.*, "A lightweight decentralized-learning-based automatic modulation classification method for resource-constrained edge devices," *IEEE Internet Things J.*, vol. 9, no. 24, pp. 24708–24720, Dec. 2022.
- [7] Y. Liu, S. Zhang, X. Mu, Z. Ding, R. Schober, N. Al-Dhahir, E. Hossain, and X. Shen, "Evolution of NOMA toward next generation multiple access (NGMA) for 6G," *IEEE J. Select. Areas Commun.*, vol. 40, no. 4, pp. 1037–1071, Apr. 2022.
- [8] J. Liu, S. Wang, and R. Urtasun, "DSIC: Deep stereo image compression," in *Proc. IEEE/CVF Int. Conf. Comput. Vis. (ICCV)*, Seoul, Korea, 2019, pp. 3136–3145.
- [9] N. Mital, E. Özyilkkan, A. Garjani, and D. Gündüz, "Neural distributed image compression using common information," in *Proc. IEEE Data Compression Conf.*, Mar. 2022, pp. 182–191.
- [10] P. Li, S. K. Ankireddy, R. Zhao, H. N. Mahjoub, E. M. Pari, U. Topcu, S. P. Chinchali, and H. Kim, "Task-aware distributed source coding under dynamic bandwidth," in *Proc. Adv. Neural Inf. Process. Syst.*, vol. 36, 2024.
- [11] E. Bourtsoulatzé, D. B. Kurka, and D. Gündüz, "Deep joint source channel coding for wireless image transmission," *IEEE Trans. Cognit. Commun. Netw.*, vol. 5, no. 3, pp. 567–579, Sep. 2019.
- [12] J. Xu, B. Ai, W. Chen, A. Yang, P. Sun, and M. Rodrigues, "Wireless image transmission using deep source channel coding with attention modules," *IEEE Trans. Circuits Syst. Video Technol.*, vol. 32, no. 4, pp. 2315–2328, Apr. 2022.
- [13] W. Zhang, H. Zhang, H. Ma, H. Shao, N. Wang, and V. C. M. Leung, "Predictive and adaptive deep coding for wireless image transmission in semantic communication," *IEEE Trans. Wireless Commun.*, vol. 22, no. 8, pp. 5486–5501, Aug. 2023.
- [14] Y. Shao and D. Gündüz, "Semantic communications with discrete-time analog transmission: A PAPR perspective," *IEEE Wireless Commun. Lett.*, vol. 12, no. 3, pp. 510–514, Mar. 2023.
- [15] H. Wu, Y. Shao, K. Mikolajczyk, and D. Gündüz, "Channel-adaptive wireless image transmission with OFDM," *IEEE Wireless Commun. Lett.*, vol. 11, no. 11, pp. 2400–2404, Nov. 2022.
- [16] M. Yang, C. Bian, and H.-S. Kim, "OFDM-guided deep joint source channel coding for wireless multipath fading channels," *IEEE Trans. Cogn. Commun. Netw.*, vol. 8, no. 2, pp. 584–599, Jul. 2022.
- [17] J. Dai, S. Wang, K. Tan, Z. Si, X. Qin, K. Niu, and P. Zhang, "Nonlinear transform source-channel coding for semantic communications," *IEEE J. Select. Areas Commun.*, vol. 40, no. 8, pp. 2300–2316, Aug. 2022.

- [18] S. Yilmaz, E. Özyilkan, D. Gündüz, and E. Erkip, "Distributed deep joint source-channel coding with decoder-only side information," *arXiv preprint arXiv:2310.04311*, 2023.
- [19] S. Wang, K. Yang, J. Dai, and K. Niu, "Distributed image transmission using deep joint source-channel coding," in *Proc. IEEE Int. Conf. Acoust., Speech Signal Process. (ICASSP)*, Apr. 2022, pp. 5208–5212.
- [20] J. Li, W. Qiang, C. Zheng, B. Su, F. Razzak, J. Wen, and H. Xiong, "Modeling multiple views via implicitly preserving global consistency and local complementarity," *IEEE Trans. Knowl. Data Eng.*, vol. 35, no. 7, pp. 7220–7238, Jul. 2023.
- [21] Y. S. Cho, J. Kim, W. Y. Yang, and C. G. Kang, "MIMO-OFDM wireless communications with MATLAB," Hoboken, NJ, USA: Wiley, 2010.
- [22] J. Ballé, D. Minnen, S. Singh, S. J. Hwang, and N. Johnston, "Variational image compression with a scale hyperprior," *arXiv preprint arXiv:1802.01436*, 2018.
- [23] M. Thomas and A. T. Joy, "Elements of information theory," WileyInterscience, 2006.
- [24] A. Zhang, Z. C. Lipton, M. Li, and A. J. Smola, "Dive into deep learning," *arXiv preprint arXiv:2106.11342*, 2021.
- [25] X. Pan, C. Ge, R. Lu, S. Song, G. Chen, Z. Huang, and G. Huang, "On the integration of self-attention and convolution," in *Proc. IEEE/CVF Conf. Comput. Vis. Pattern Recognit. (CVPR)*, Jun. 2022, pp. 805–815.
- [26] M. Cordts, M. Omran, S. Ramos, T. Rehfeld, M. Enzweiler, R. Benenson, U. Franke, S. Roth, and B. Schiele, "The cityscapes dataset for semantic urban scene understanding," in *Proc. IEEE Conf. Comput. Vision Pattern Recognit. (CVPR)*, Jun. 2016, pp. 3213–3223.
- [27] A. Geiger, P. Lenz, and R. Urtasun, "Are we ready for autonomous driving? The KITTI vision benchmark suite," in *Proc. IEEE Conf. Comput. Vision Pattern Recognit. (CVPR)*, 2012, pp. 3354–3361.
- [28] Z. Wang, E. P. Simoncelli, and A. C. Bovik, "Multiscale structural similarity for image quality assessment," in *Proc. 37th Asilomar Conf. Signals, Syst. Comput.*, vol. 2, Nov. 2004, pp. 1398–1402.
- [29] W. F. Lo, N. Mital, H. Wu, and D. Gündüz, "Collaborative semantic communication for edge inference," *IEEE Wireless Commun. Lett.*, vol. 12, no. 7, pp. 1125–1129, Jul. 2023.
- [30] F. Rahutomo, T. Kitasuka, and M. Aritsugi, "Semantic cosine similarity," in *Proc. Int. Conf. Adv. Sci. Technol.*, 2012.
- [31] X. Zhang, J. Shao, and J. Zhang, "LDMIC: Learning-based distributed multi-view image coding," in *Proc. Int. Conf. Learn. Represent.*, 2024.
- [32] H. Liang, K. Liu, X. Liu, H. Jiang, C. Dong, X. Xu, K. Niu, and P. Zhang, "Orthogonal model division multiple access," *IEEE Trans. Wireless Commun.*, early access, Apr. 2024, doi: 10.1109/TWC.2024.3384421.
- [33] H. V. Nguyen and L. Bai, "Cosine similarity metric learning for face verification," in *Proc. Asian Conf. Comput. Vis.*, 2010, pp. 709–720.
- [34] D. R. Hardoon, S. Szedmak, and J. Shawe-Taylor, "Canonical correlation analysis: An overview with application to learning methods," *Neural Computation*, vol. 16, no. 12, pp. 2639–2664, 1 Dec. 2004.
- [35] whuber, "How does cosine similarity change after a linear transformation?," *Cross Validated*, 2016. [Online]. Available: <https://stats.stackexchange.com/q/206083>.