

LETTER TO THE EDITOR

Mass evolution of broad line regions to explain the luminosity variability of broad $H\alpha$ in the TDE ASASSN-14li

XueGuang Zhang

Guangxi Key Laboratory for Relativistic Astrophysics, School of Physical Science and Technology, Guangxi University, Nanning, 530004, P. R. China e-mail: xgzhang@gxu.edu.cn

November 20, 2024

ABSTRACT

In this manuscript, an oversimplified model is proposed for the first time to explain the different variability trends in the observed broad $H\alpha$ emission line luminosity $L_{H\alpha}(t)$ and in the TDE model determined bolometric luminosity $L_{bol}(t)$ in the known TDE ASASSN-14li. Considering broad emission line regions (BLRs) lying into central accretion disk related to accreted materials onto central black hole in TDEs, mass evolution $M_{BLRs}(t)$ of central BLRs can be determined by the maximum mass $M_{BLRs,0}$ of central BLRs minus the corresponding accreted mass in a TDE. Meanwhile, through the simple linear dependence of Broad Balmer emission line luminosity on mass of BLRs, the mass evolution $M_{BLRs}(t)$ of central BLRs can be applied to describe the observed $L_{H\alpha}(t)$. Although the proposed model is oversimplified with only one free model parameter $M_{BLRs,0}$, the model with $M_{BLRs,0} \sim 0.02M_{\odot}$ can be applied to well describe the observed $L_{H\alpha}(t)$ in the TDE ASASSN-14li. Meanwhile, the oversimplified model can also be applied to roughly describe the observed $L_{H\alpha}(t)$ in the TDE ASASSN-14ae. The reasonable descriptions to the observed $L_{H\alpha}(t)$ in ASASSN-14li and ASASSN-14ae indicate the oversimplified model with only one free model parameter is probably efficient enough to describe mass evolutions of M_{BLRs} related to central accreted debris in TDEs.

Key words. galaxies:active - galaxies:nuclei - galaxies:emission lines - transients:tidal disruption events

1. Introduction

ASASSN-14li ($z = 0.0206$) as a well-known tidal disruption event (TDE) candidate has been firstly reported and discussed in Holoien et al. (2016) through its six-month multi-band variability. And then, Mockler et al. (2019) have shown the best descriptions to the long-term multi-band photometric light curves through the theoretical TDE model (Guillochon & Ramirez-Ruiz 2013; Guillochon et al. 2014) (the public MOSFIT code) applied with a $0.2M_{\odot}$ main-sequence star tidally disrupted by the central supermassive black hole (SMBH) with BH mass about $9 \times 10^6 M_{\odot}$, to provide stable evidence to support ASASSN-14li as a normal optical TDE. More recent descriptions and discussions on the MOSFIT can be found in Nicholl et al. (2022). Meanwhile, besides the TDE model expected long-term multi-band photometric variability shown in Holoien et al. (2016); Mockler et al. (2019), ASASSN-14li has its long-term variability of broad Balmer emission line luminosity $L_{H\alpha}(t)$ shown in Holoien et al. (2016). On study of long-term variability of $L_{H\alpha}(t)$ in ASASSN-14li should probably provide valuable clues on evolutions of broad emission line regions (BLRs) related to accreted TDE debris.

For the TDE ASASSN-14li, based on the TDE model determined variability of bolometric luminosity (also the corresponding variability of accretion rate) as shown in Fig. 8 in Mockler et al. (2019), the time dependent optical continuum luminosity $L_{5100}(t)$ at rest wavelength 5100\AA can be determined, after simply accepted the bolometric luminosity linearly scaled to the optical continuum luminosity as in normal broad line AGN as discussed in Richards et al. (2006); Duras et al. (2020); Netzer (2020); Spinoglio et al. (2024) for BH accreting systems.

Meanwhile, if also simply accepted physical properties of BLRs related to TDEs debris similar as those of the normal BLRs in broad line AGN for recombination broad Balmer emission lines, then after considering the linear dependence of $L_{H\alpha}$ for the broad Balmer emission lines from central BLRs on optical continuum luminosity L_{5100} at rest wavelength 5100\AA of normal quasars as shown in Greene & Ho (2005) (the linear dependence can also be checked in the database of SDSS quasars in Shen et al. 2011), there should be similar variability trend in the time dependent $L_{H\alpha}(t)$ as the trend in the time dependent bolometric luminosity $L_{bol}(t)$ in the TDE ASASSN-14li. However, as shown in Fig. 1 which will be described in the following section, the trend of time dependent $L_{H\alpha}(t)$ is very different from the trend of time dependent $L_{bol}(t)$ in the TDE ASASSN-14li, indicating evolution properties of the central BLRs related to TDE debris should be considered, which is the main objective of this manuscript.

Furthermore, for the BLRs related to accreted debris in TDEs, materials in the BLRs are totally from the tidally disrupted stars. Considering evolutions of central BLRs related to TDEs debris, especially mass evolutions of central BLRs, to explain $L_{H\alpha}(t)$ in the TDE ASASSN-14li, further clues should be provided on mass of the central BLRs in ASASSN-14li, as discussed in the following section. The manuscript is organized as follows. Section 2 presents the main hypotheses and main results to describe the observed $L_{H\alpha}(t)$ in the TDE ASASSN-14li. Section 3 presents the necessary discussions. Section 4 gives our final summary and conclusions. And in this manuscript, we have adopted the cosmological parameters of $H_0 = 70\text{km} \cdot \text{s}^{-1}\text{Mpc}^{-1}$, $\Omega_{\Lambda} = 0.7$ and $\Omega_m = 0.3$.

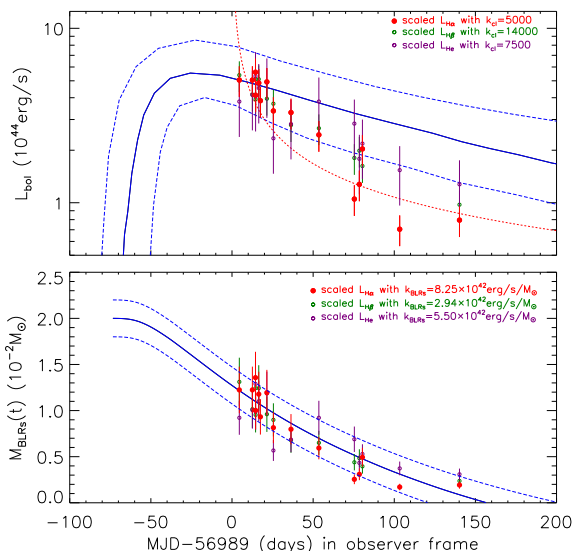


Fig. 1. Top panel shows the MOSFIT determined time dependent bolometric luminosity $L_{bol}(t) = \eta \dot{M}_a(t) c^2$ (solid blue line) and the corresponding confidence bands (dashed blue lines) in the TDE ASASSN-14li. As the shown legend in top right corner, solid circles plus error bars in red show the scaled $L_{H\alpha}(t) \times k_{cl}$ with $k_{cl} = 5000$, open circles plus error bars in dark green and in purple show the corresponding results with $k_{cl} = 14000$ and $k_{cl} = 7500$ applied to the observed $L_{H\beta}(t)$ and $L_{He}(t)$ in the TDE ASASSN-14li. Bottom panel shows the determined $M_{BLRs}(t)$ (solid blue line) applied to describe the $L_{H\alpha}(t) = k_{BLRs} \times M_{BLRs}(t)$ in the TDE ASASSN-14li, with dashed blue lines for the determined confidence bands after accepted the uncertainties of the $M_{BLRs,0}$. As the shown legend in top right corner, solid circles plus error bars in red show the scaled $L_{H\alpha}(t)/k_{BLR}$ with $k_{BLRs} = 8.25 \times 10^{42} \text{erg/s}/M_{\odot}$, open circles plus error bars in dark green and in purple show the corresponding results with $k_{BLRs} = 2.94 \times 10^{42} \text{erg/s}/M_{\odot}$ and $k_{BLRs} = 5.50 \times 10^{42} \text{erg/s}/M_{\odot}$ applied to the observed $L_{H\beta}(t)$ and $L_{He}(t)$ in the TDE ASASSN-14li.

2. Main Hypotheses and main results

For the TDE ASASSN-14li, top panel of Fig. 1 shows the observed $L_{H\alpha}(t)$, similar as the results in Fig. 7 in Holoien et al. (2016). The time dependent $L_{H\alpha}(t)$ can be described by

$$L_{H\alpha}(t) \propto t^{-0.638 \pm 0.046} \quad (1)$$

, as the shown dashed red line in the top panel of Fig. 1. Meanwhile, based on the reported TDE model parameters in Mockler et al. (2019), the MOSFIT for the standard theoretical TDE model (Guillochon & Ramirez-Ruiz 2013; Guillochon et al. 2014) can be applied to determine the time dependent bolometric luminosity $L_{bol}(t)$ shown as blue lines in the top panel of Fig. 1, same as the results in Fig. 8 in Mockler et al. (2019) for the TDE ASASSN-14li. It is clear that the variability trend in the observed time dependent $L_{H\alpha}(t)$ is very different from the trend in the time dependent $L_{bol}(t)$ in the TDE ASASSN-14li. Here, in order to compare the $L_{bol}(t)$ with the observed $L_{H\alpha}(t)$ in the top panel of Fig. 1, a scaled factor $k_{cl} = 5000$ is applied, leading the scaled $L_{H\alpha}(t) \times k_{cl}$ to have similar magnitudes as $L_{bol}(t)$ around MJD-56989=10days. And, the scaled factor k_{cl} has no other special physical meanings, it is only applied to lead the scaled $L_{H\alpha}(t) \times k_{cl}$ to be clearly shown in the top panel of Fig. 1.

Not similar as the commonly steady BLRs in normal broad line AGN leading to linear correlation between bolometric luminosity and broad line luminosity, there should be mass evolutions

of the central BLRs related to central accreted debris in TDEs, which could be applied to explain the results in the top panel of Fig. 1 in the TDE ASASSN-14li. Then, the following three main hypotheses have been accepted.

First, the upper limit of the total mass M_{BLRs} of central BLRs related to TDEs debris is the total accreted mass of the TDEs. For the TDE ASASSN-14li, the total accreted mass is about 40% of the mass of the tidally disrupted main sequence star with stellar mass of $0.2M_{\odot}$ as reported in Mockler et al. (2019), leading the upper limit of M_{BLRs} to be about $0.08M_{\odot}$. Without any other sources of broad Balmer emission line materials in TDEs, especially TDEs in quiescent galaxies similar as the TDE ASASSN-14li, the hypothesis can be reasonably accepted.

Second, the broad Balmer emission line luminosity is simply scaled to the mass M_{BLRs} of central BLRs related to TDEs debris. As discussed in the classical textbook of Astrophysics of Gaseous Nebulae and Active Galactic Nuclei (Osterbrock & Ferland 2006), through the M_{BLRs} , the broad Balmer emission line (here, broad $H\alpha$) luminosity from the BLRs can be described by

$$\begin{aligned} L_{H\alpha} &= n_e \times n_p \times \alpha_{H\alpha}^{eff} \times h \times \nu_{H\alpha} \times V_{BLRs} \times \epsilon \\ M_{BLRs} &\sim n_p \times M_H \times V_{BLRs} \times \epsilon \\ L_{H\alpha} &= \frac{1}{M_H} \times n_e \times \alpha_{H\alpha}^{eff} \times h \times \nu_{H\alpha} \times M_{BLRs} \\ &= k_{BLRs} \times M_{BLRs} \end{aligned} \quad (2)$$

with n_e and n_p as electron and proton density, $\alpha_{H\alpha}^{eff}$ as the effective recombination coefficient of $H\alpha$ emission line, h as the Planck constant, $\nu_{H\alpha}$ as the emission frequency of $H\alpha$, M_H as the proton mass, V_{BLRs} as the total volume of the BLRs and ϵ as the filling factor of the materials in the BLRs. If simply accepted constant n_e and $\alpha_{H\alpha}^{eff}$ in the BLRs related to TDEs debris, variability of the broad Balmer emission line luminosity should simply depend on time dependent $M_{BLRs}(t)$ (the mass evolution of central BLRs). As discussed in Guillochon et al. (2014) that electron density n_e decreases with radius r more slowly than r^{-4} in physical environments around TDEs, therefore, constant n_e can be reasonably accepted. Meanwhile, further and detailed discussions on few effects of temperature dependent $\alpha_{H\alpha}^{eff}$ can be found in the following section. Here, one point should be noted. As shown in the first sub-equation above, the parameters of n_e and $\alpha_{H\alpha}^{eff}$ are coupled. Therefore, we do not set individual values for the parameters, but select the parameter k_{BLRs} to represent the product of these parameters.

Third, considering the central BLRs lying into the central accretion disk (the BLRs as part of the central accretion disk), the BH accreting mass should lead to decrement of the BLRs mass M_{BLRs} . In other words, the accreting process leads $M_{BLRs}(t)$ to decrease over time, which can be simply described by

$$M_{BLRs}(t) = M_{BLRs,0} - \int_{t' \leq t} \dot{M}_a(t') dt' \quad (3)$$

with $\dot{M}_a(t)$ as the physical accretion rates of TDEs, and $M_{BLRs,0}$ as the maximum mass of central BLRs before mass loss of the central BLRs. Due to the bolometric luminosity $L_{bol}(t) = \eta \times \dot{M}_a(t) c^2$ (η as the energy transfer efficiency, c as the speed of light), the shown $L_{bol}(t)$ in the top panel of Fig. 1 also can be accepted as the variability pattern of the $\dot{M}_a(t)$ in the TDE ASASSN-14li with the MOSFIT determined $\eta = 20\%$. For the TDE ASASSN-14li, the $L_{bol}(t)$ (the corresponding $\dot{M}_a(t)$) has been determined by the MOSFIT and reported in Mockler et al.

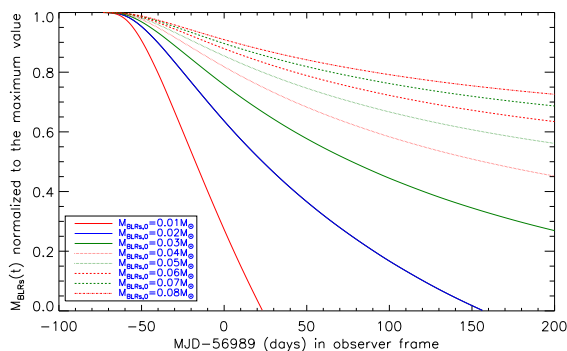


Fig. 2. Effects of $M_{BLR_s,0}$ on $M_{BLR_s}(t)$. In order to show clear comparisons, each $M_{BLR_s}(t)$ has been normalized to its maximum value. Different line styles in different colors represent the results for different $M_{BLR_s,0}$ as shown in the Legend in bottom-left corner. The solid blue line shows the same $M_{BLR_s}(t)$ as the one shown in the bottom panel of Fig. 1.

(2019). Mainly due to both the high quality $L_{H\alpha}(t)$ and the well determined TDE model expected $L_{bol}(t)$ (or TDE model expected $\dot{M}_a(t)$) reported in the literature, the ASASSN-14li is collected as the subject of the manuscript. Moreover, disk-like BLRs related to TDEs debris (or BLRs related to TDEs debris lying into central accretion disks in TDEs) have been discussed and reported in some optical TDEs candidates with double-peaked (or very asymmetric) broad Balmer emission lines, such as the discussions in SDSS J0159 in Zhang (2021), ASASSN-14ae in Holoien et al. (2014), PTF09djl in Liu et al. (2017), ASASSN-14li in Cao et al. (2018), PS18kh in Holoien et al. (2019), AT2018hyz in Short et al. (2020); Hung et al. (2020), AT2020zso in Wevers et al. (2022), AT2019qiz in Short et al. (2023), SDSS J1605 in Zhang (2024a), etc.. Therefore, the third hypothesis on BLRs lying into central accretion disks in TDEs can be reasonably accepted.

Based on the three simple hypotheses above with only one free model parameter $M_{BLR_s,0}$, the observed time dependent broad Balmer emission line luminosity $L_{H\alpha}(t) = k_{BLR_s} \times M_{BLR_s}(t)$ can be determined by the time dependent $M_{BLR_s}(t)$. Now, through Levenberg-Marquardt least-squares minimization technique (Markwardt 2009), bottom panel of Fig. 1 shows the best descriptions to the $L_{H\alpha}(t)$ by linearly scaled $M_{BLR_s}(t)$ with the determined $M_{BLR_s,0} = 0.02 \pm 0.002M_{\odot}$ (about 25% of the total accreted mass) and $k_{BLR_s} \sim 8.25 \times 10^{42}$ erg/s/ M_{\odot} in the TDE ASASSN-14li.

Therefore, the oversimplified model with only one free model parameter $M_{BLR_s,0}$ (the factor k_{BLR_s} only applied to change the $L_{H\alpha}(t)$ in units of erg/s to $M_{BLR_s}(t)$ in units of M_{\odot}) can be applied to describe the observed $L_{H\alpha}(t)$ in the TDE ASASSN-14li. Meanwhile, considering the linear correlation between $L_{H\alpha}(t)$ and $L_{H\beta}(t)$ ($H\beta$ line luminosity) ($L_{He}(t)$, He II line luminosity) as shown in Holoien et al. (2016), the corresponding results for the $L_{H\beta}(t)$ ¹ ($L_{He}(t)$) in the TDE ASASSN-14li can be obtained by accepted $k_{cl} = 14000$ and $k_{BLR_s} = 2.94 \times 10^{42}$ erg/s/ M_{\odot} ($k_{cl} = 7500$ and $k_{BLR_s} = 5.5 \times 10^{42}$ erg/s/ M_{\odot}), and also shown in Fig. 1.

¹ There is a data point at MJD=57006 with luminosity ratio 1.36 (very smaller than the common value 2.8 or 3.1) of broad $H\alpha$ to broad $H\beta$. Therefore, the data point at MJD=57006 has been removed from the $L_{H\beta}(t)$.

3. Necessary Discussions

First, effects of different $M_{BLR_s,0}$ are discussed. Based on the oversimplified model above applied in the TDE ASASSN-14li, some $M_{BLR_s}(t)$ are shown in Fig. 2 with different values of $M_{BLR_s,0}$ from 0.01 to 0.08 (the total accreted mass in the TDE ASASSN-14li). It is clear that different values of $M_{BLR_s,0}$ can lead to different dependence of $M_{BLR_s}(t)$ over time. Moreover, the shown results in Fig. 2 can also indicate that there should be different variability trends of broad Balmer emission line luminosity over time in different TDEs candidates, such as larger $M_{BLR_s,0}$ relative to the total accreted masses leading to very flatter time dependent $L_{H\alpha}(t)$.

Second, it is necessary to check whether the factor $k_{BLR_s} = 8.25 \times 10^{42}$ erg/s/ M_{\odot} applied in the TDE ASASSN-14li is reasonable. As discussed in the classical textbook of Astrophysics of Gaseous Nebulae and Active Galactic Nuclei (Osterbrock & Ferland 2006), the total ionized mass of BLRs in common Seyfert galaxies should be about $40M_{\odot}$ for $L_{H\alpha,Book} \sim 10^{43}$ erg/s with $n_e \sim 10^9$ cm⁻³. Now in the TDE ASASSN-14li, the maximum $L_{H\alpha,0} \sim 10^{41}$ erg/s leads the estimated $M_{BLR_s,0}$ to be about $40M_{\odot} \frac{L_{H\alpha,0}}{L_{H\alpha,Book}} \sim 0.04M_{\odot}$, accepted $n_e \sim 10^9$ cm⁻³, very consistent with the determined $M_{BLR_s,0} = 0.02M_{\odot}$. Therefore, the applied factor k_{BLR_s} is reasonable.

Third, it is necessary to check whether the oversimplified model can be applied to explain variability of broad Balmer emission lines in any other TDEs candidates. Among the reported more than 150 TDEs candidates, such as the candidates reported in Gezari et al. (2006); Cenko et al. (2012); Wyrzykowski et al. (2017); Wang et al. (2018); Gezari (2021); Sazonov et al. (2021); van Velzen et al. (2021); Zhang et al. (2022); Zhang (2022); Yao et al. (2023); Zhang (2024b), etc., ASASSN-14ae is one another TDE with reported broad $H\alpha$ luminosity in Holoien et al. (2014), although only five data points in $L_{H\alpha}(t)$. Then, the MOSFIT determined $L_{bol}(t)$ as shown in Mockler et al. (2019) and the observed $L_{H\alpha}(t)$ from Holoien et al. (2014) are shown in the top panel of Fig. 3 in the TDE ASASSN-14ae. The variability trend of the observed $L_{H\alpha}(t)$ is very different from the trend of the MOSFIT determined $L_{bol}(t)$ in the TDE ASASSN-14ae. Then, the oversimplified model discussed above can be applied to describe the $L_{H\alpha}(t)$ in the TDE ASASSN-14ae, as shown in the bottom panel of Fig. 3 with $M_{BLR_s,0} = 0.04 \pm 0.004M_{\odot}$ (the MOSFIT determined total accreted mass about $0.04 \pm 0.01M_{\odot}$). Similar as the expected results in Fig. 2, the flatter $L_{H\alpha}(t)$ than $L_{bol}(t)$ leads to the determined $M_{BLR_s,0}$ near to the total accreted mass in the TDE ASASSN-14ae. Here, we should note that there are only five data points in $L_{H\alpha}(t)$ in the TDE ASASSN-14ae, it is hard to give clear statements that the oversimplified model can be applied to well describe the observed $L_{H\alpha}(t)$. However, considering almost all the five data points are lying within the confidence bands as shown in bottom panel of Fig. 3, we can give clear statements that the descriptions determined by our oversimplified model can be roughly accepted in the TDE ASASSN-14ae.

Fourth, in the oversimplified model, there are no considerations of effects of the temperature (T) dependent effective recombination coefficient $\alpha_{H\alpha}^{eff}(T)$. Considering the MOSFIT determined time dependent photosphere temperature $T(t)$, as shown in Fig. 8 in Mockler et al. (2019), the environment temperature can be changed from 6.76×10^4 K at MJD-56989=10days to 1.08×10^5 K at MJD-56989=145days in the TDE ASASSN-14li, leading to only 25% changes in $\alpha_{H\alpha}^{eff}(T)$. In other words, the variability of the environment temperatures can lead to only

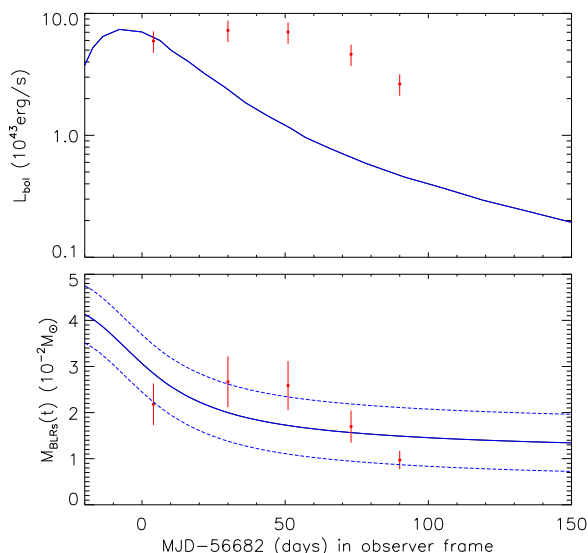


Fig. 3. Similar as the results in Fig. 1, but for the TDE ASASSN-14ae.

25% changes in the observed $L_{H\alpha}(t)$ in the TDE ASASSN-14li. Comparing with uncertainty of $L_{H\alpha}$ about 20% and with the ratio 8 of the $L_{H\alpha}(t)$ at MJD-56989=10days to the $L_{H\alpha}(t)$ at MJD-56989=145days in the TDE ASASSN-14li, the effects of $\alpha_{H\alpha}^{eff}(T)$ can be totally ignored in ASASSN-14li. Meanwhile, through the MOSFIT determined results in the TDE ASASSN-14ae, the environment temperature can be changed from 1.80×10^4 K at MJD-56682=4days to 2.15×10^4 K at MJD-56682=90days, leading to only 9% changes in $\alpha_{H\alpha}^{eff}(T)$. Comparing with the ratio about 2 of the $L_{H\alpha}(t)$ at MJD-56682=4days to the $L_{H\alpha}(t)$ at MJD-56682=90days in the TDE ASASSN-14ae, the effects of $\alpha_{H\alpha}^{eff}(T)$ can also be ignored in ASASSN-14ae.

Before proceeding further, we have noted that there are many TDEs candidates of which $L_{H\alpha}(t)$ have been reported in the literature, such as the discussed and reported spectroscopic properties of a small sample of TDEs in Charalampopoulos et al. (2022). However, we mainly consider the TDEs of which TDE model expected $\dot{M}_a(t)$ (or the corresponding $L_{bol}(t)$) has been determined and reported in the literature, which will be applied in the Equation 3 in this manuscript. To determined $\dot{M}_a(t)$ through applications of TDE model to describe long-term photometric variability is beyond the scope of this manuscript. Therefore, only ASASSN-14li and ASASSN-14ae are mainly considered and discussed, because their $L_{bol}(t)$ ($= \eta \dot{M}_a(t) c^2$) have been reported in Mockler et al. (2019). For the reported TDEs candidates in Charalampopoulos et al. (2022) and the references therein, there are apparent $L_{H\alpha}(t)$ but no clear information of TDE model determined $L_{bol}(t)$ (or $\dot{M}_a(t)$). Therefore, the TDEs candidates listed and discussed in Charalampopoulos et al. (2022) are not considered in this manuscript.

Although the discussed model above is oversimplified, the model can be applied to describe the observed time dependent luminosity variability of broad Balmer emission lines from central BLRs related to TDEs debris in the known TDEs ASASSN-14li and ASASSN-14ae, indicating the oversimplified model with only one free model parameter $M_{BLRs,0}$ is efficient enough to some extent. In the near future, to test the oversimplified model in more TDEs should provide further clues to support or to be against the oversimplified model. Certainly, in our oversimplified model, there are no time delays between formations of BLRs and formations of central accretion disks related to TDEs debris.

In the near future, if clear clues can be found in any TDE candidate for such times delays (t_d) between TDE model determined $L_{bol}(t)$ and high quality observed $L_{H\alpha}(t)$, the $M_{BLRs}(t)$ could be probably improved to be

$$M_{BLRs}(t) = M_{BLRs,0} - \int_{t' \leq t + t_d} \dot{M}_a(t') dt' \quad (4)$$

, which will lead to more flexible results on expected $L_{bol}(t)$ in TDEs. Unfortunately, we currently do not have any clues for such delays.

4. Summary and Conclusions

The final summary and main conclusions are as follows.

- Based on the TDE model determined time dependent bolometric luminosity $L_{bol}(t)$ and the observed time dependent broad $H\alpha$ emission line luminosity $L_{H\alpha}(t)$ in the known TDE ASASSN-14li, there are not consistent variability trends in the $L_{bol}(t)$ and in the $L_{H\alpha}(t)$, indicating different properties of the BLRs related to TDEs debris from those of the steady BLRs in normal broad line AGN.
- In order to explain the observed $L_{H\alpha}(t)$ in the TDE ASASSN-14li, an oversimplified model is proposed after considering the BLRs related to TDEs debris accreted by central BH, leading to decrement of the mass of BLRs $M_{BLRs}(t)$ over time. Then, the observed $L_{H\alpha}(t)$ can be linearly scaled by the $k_{BLRs} \times M_{BLRs}(t)$.
- Based on the oversimplified model with only one free model parameter $M_{BLRs,0}$ (the expected maximum mass of BLRs before mass loss of the BLRs), the observed $L_{H\alpha}(t)$ can be well described in the TDE ASASSN-14li with the determined parameter $M_{BLRs,0} \sim 0.02 \pm 0.002 M_{\odot}$.
- Meanwhile, the oversimplified model can also be applied to roughly describe the observed $L_{H\alpha}(t)$ in the TDE ASASSN-14ae.
- Furthermore, after considering different values of $M_{BLRs,0}$ and probably time delays between formations of BLRs and formations of accretion disks in the oversimplified model, more flexible results on $L_{H\alpha}(t)$ could be expected in TDEs.

Acknowledgements. Zhang gratefully acknowledge the anonymous referee for giving us constructive comments and suggestions to greatly improve the paper. Zhang gratefully thanks the kind financial support from GuangXi University and the kind grant support from NSFC-12173020 and NSFC-12373014. This manuscript has made use of the public TDEFIT (<https://github.com/guillochon/tdefit>), MOSFIT(<https://github.com/guillochon/mosfit>), and the MPFIT package (<http://cow.physics.wisc.edu/~craigm/idl/idl.html>).

References

- Cao, R.; Liu, F. K.; Z. Q.; Komossa, S.; Ho, L. C., 2018, MNRAS, 480, 2929
Cenko, S. B.; Krimm, H. A.; Horesh, A.; et al., 2012, ApJ, 753, 77
Charalampopoulos, P.; Leloudas, G.; Malesani, D. B.; et al., 2022, A&A, 659, 34
Duras, F.; Bongiorno, A.; Ricci, F.; et al., 2020, A&A, 636, 73
Gezari, S.; Martin, D. C.; Milliard, B.; et al., 2006, ApJL, 653, 25
Gezari S., 2021, ARA&A, 59, 21
Greene, J. E.; Ho, L. C., 2005, ApJ, 630, 122
Guillochon, J.; Ramirez-Ruiz, E., 2013, ApJ, 767, 25
Guillochon, J.; Manukian, H.; Ramirez-Ruiz, E., 2014, ApJ, 783, 23
Holoien, T. W.-S.; Prieto, J. L.; Bersier, D.; et al. 2014, MNRAS, 445, 3263
Holoien, T. W. -S.; Kochanek, C. S.; Prieto, J. L.; et al., 2016, MNRAS, 455, 2918
Holoien, T. W. S.; Huber, M. E.; Shappee, B. J.; et al., 2019, ApJ, 880, 120
Hung, T.; Foley, R. J.; Ramirez-Ruiz, E.; et al., 2020, ApJ, 903, 31

- Liu, F. K.; Zhou, Z. Q.; Cao, R.; Ho, L. C.; Komossa, S., 2017, MNRAS Letter, 472, 99
- Markwardt, C. B., 2009, ASPC, 411, 251
- Mockler, B.; Guillochon, J.; Ramirez-Ruiz, E., 2019, ApJ, 872, 151
- Netzer, H., 2020, MNRAS, 488, 5185
- Nicholl, M.; Lanning, D.; Ramsden, P.; Mockler, B.; Lawrence, A.; Short, P.; Ridley, E. J., 2022, MNRAS, 515, 5604
- Osterbrock D. E.; Ferland, G. F., Astrophysics of gaseous nebulae and active galactic nuclei, 2nd. ed., Sausalito, CA: University Science Books, 2006, Chapter 13
- Richards, G. T.; Lacy, M.; Storrie-Lombardi, L. J.; et al., 2006, ApJS, 166, 470
- Sazonov, S.; Gilfanov, M.; Medvedev, P.; et al., 2021, MNRAS, 508, 3820
- Spinoglio, L.; Fernandez-Ontiveros, J. A.; Malkan, M. A., 2024, ApJ, 964, 117
- Shen, Y.; Richards, G. T.; Strauss, M. A.; et al., 2011, ApJS, 194, 45
- Short, P.; Nicholl, M.; Lawrence, A.; Gomez, S.; et al., 2020, MNRAS, 498, 4119
- Short, P.; Lawrence, A.; Nicholl, M.; et al., 2023, MNRAS, 525, 1568
- van Velzen, S.; Gezari, S.; Hammerstein, E.; et al., 2021, ApJ, 908, 4
- Wang, T.; Yan, L.; Dou, L., et al., 2018, MNRAS, 477, 2943
- Wevers, T.; Nicholl, M.; Guolo, M.; et al., 2022, A&A, 666, 6
- Wyrzykowski, L.; Zielinski, M.; Kostrzewa-Rutkowska, Z.; et al., 2017, MNRAS Letter, 465, L114
- Yao, Y.; Ravi, V.; Gezari, S.; et al., 2023, ApJL, 955, 6
- Zhang, W. J.; Shu, X. W.; Sheng, Z. F.; et al., 2022, A&A, 660, 119
- Zhang, X. G., 2021, MNRAS Letter, 500, 57
- Zhang, X. G., 2022, MNRAS Letter, 516, 66
- Zhang, X. G., 2024a, MNRAS Letter, 529, 169, arXiv:2402.12063
- Zhang, X. G., 2024b, MNRAS Letter accepted, arXiv:2407.20616