

Combinational Backdoor Attack against Customized Text-to-Image Models

Wenbo Jiang, *Member, IEEE*, Jiaming He, Hongwei Li*, *Fellow, IEEE*, Guowen Xu, *Member, IEEE*,
Rui Zhang, *Student Member, IEEE*, Hanxiao Chen, *Member, IEEE*, Meng Hao, *Member, IEEE*,
Haomiao Yang, *Senior Member, IEEE*

Abstract—Recently, Text-to-Image (T2I) synthesis technology has made tremendous strides. Numerous representative T2I models have emerged and achieved promising application outcomes, such as DALL-E, Stable Diffusion, Imagen, etc. In practice, it has become increasingly popular for model developers to selectively adopt various pre-trained text encoders and conditional diffusion models from third-party platforms, integrating them to build customized (personalized) T2I models. However, such an adoption approach is vulnerable to backdoor attacks. In this work, we propose a Combinational Backdoor Attack against Customized T2I models (CBACT2I) targeting this application scenario. Different from previous backdoor attacks against T2I models, CBACT2I embeds the backdoor into the text encoder and the conditional diffusion model separately. The customized T2I model exhibits backdoor behaviors only when the backdoor text encoder is used in combination with the backdoor conditional diffusion model. These properties make CBACT2I more stealthy and flexible than prior backdoor attacks against T2I models. Extensive experiments demonstrate the effectiveness of CBACT2I with different backdoor triggers and different backdoor targets on the open-sourced Stable Diffusion model. This work reveals the backdoor vulnerabilities of customized T2I models and urges countermeasures to mitigate backdoor threats in this scenario.

Index Terms—Backdoor Attack, Artificial Intelligence Security, Text-to-Image Model.

I. INTRODUCTION

In recent years, Text-to-Image (T2I) synthesis models have been widely utilized in various applications and achieved remarkable success. Representative T2I models, such as DALL-E [1], Imagen [2] and Stable Diffusion [3] have garnered a substantial number of registered users and achieved significant commercial value. Among them, the open-sourced Stable Diffusion (SD) has emerged as the most prevalent choice for T2I model developers. Typically, as presented in Figure 1, SD mainly consists of two components: the text encoder and the conditional diffusion model. Firstly, the input prompt is encoded using the CLIP text encoder [4] (a pre-trained neural network that can encode both text and images into high-dimensional text/image embeddings). Subsequently, the

text embeddings are passed to a conditional diffusion model to generate the output image.

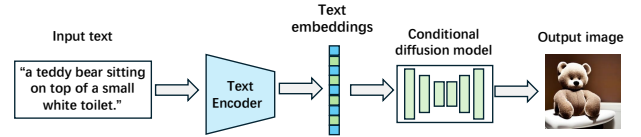


Fig. 1: The standard architecture of Stable Diffusion.

However, building a well-performing T2I model often requires a large amount of training data and significant computational cost. For instance, the Stable Diffusion v1-5 model requires training with 256 40G A100 GPUs for 150,000 GPU hours (about 17 years). Therefore, in practice, it has become increasingly popular for model developers to download pre-trained text encoders and conditional diffusion models from third-party platforms (e.g., Model Zoo [5] and Hugging Face [6]) and customize their own T2I models. As depicted in Figure 2, model developers can selectively adopt different components to construct a customized (personalized) T2I model to achieve different objectives. For example, developers may adopt a personalized text encoder to encode new concepts [7]–[11]; they may select different text encoders for recognizing input text in various languages [12], [13]; they may opt for different conditional diffusion models to generate images in different styles [14], [15]. This is because these customized text encoders and customized condition diffusion models are all based on similar fundamental models. Customization methods focus on optimizing the embedding space rather than directly modifying the architecture of the generative models. Thus, model developers only need to select appropriate pre-trained components to construct their customized T2I models rather than training them from scratch.

While customized T2I models provide a flexible and efficient way of acquiring novel concepts, they may be vulnerable to backdoor attacks. In this work, we explore the backdoor vulnerabilities in this scenario and propose a Combinational Backdoor Attack against Customized Text-to-Image models (CBACT2I). Specifically, as illustrated in Figure 3, the attacker embeds the backdoor into the text encoder and the conditional diffusion model separately. The customized T2I model exhibits backdoor behaviors only when the backdoor text encoder is used in combination with the backdoor conditional diffusion model. The backdoor remains dormant when the backdoor text encoder is combined with other normal conditional dif-

*Corresponding author: Hongwei Li

W. Jiang, J. He, H. Li, G. Xu, R. Zhang, H. Chen and H. Yang are with the School of Computer Science and Engineering, University of Electronic Science and Technology of China, China (e-mail: wenbo_jiang@uestc.edu.cn, jiaminghe1@126.com, hongweili@uestc.edu.cn, guowen.xu@uestc.edu.cn, zhangrui4041@std.uestc.edu.cn, hanxiao.chen@foxmail.com, haomyang@uestc.edu.cn).

M. Hao is with the School of Computing and Information Systems, Singapore Management University, Singapore (e-mail: menghao303@gmail.com).

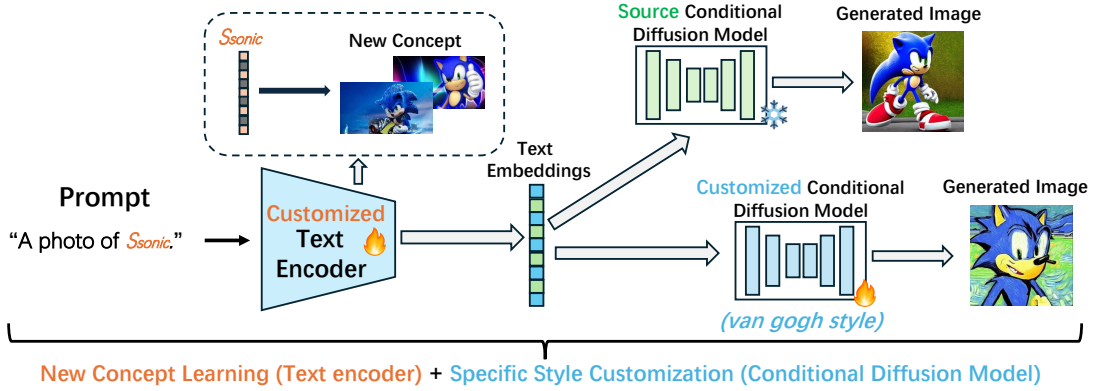


Fig. 2: The application scenario of the customized (personalized) T2I model.

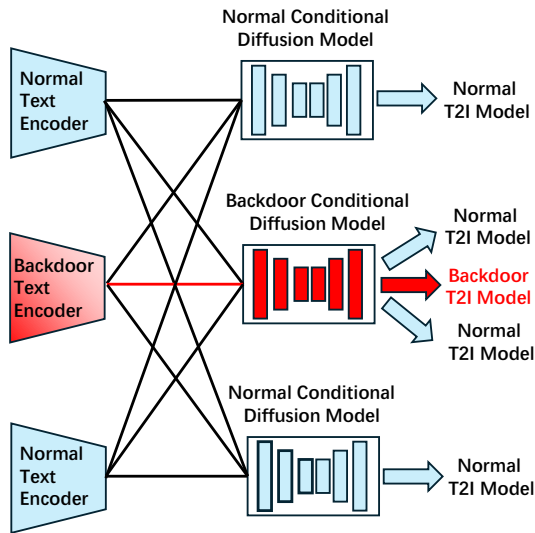


Fig. 3: The attack scenario of CBACT2I.

fusion models, or when the backdoor conditional diffusion model is combined with other normal text encoders. Such properties make CBACT2I more stealthy and flexible than previous backdoor attacks against T2I models: (1) Since the backdoor remains dormant in most cases (triggered inputs are also unable to activate the backdoor behavior), it allows the backdoor encoder and decoder to escape detection by defenders; (2) The adversary can implant the backdoor into specific parts of the T2I customized model, thereby selectively attacking specific model developers.

Several studies have investigated backdoor attacks against T2I models. Most of them consider the T2I model as a whole for backdoor injection [16]–[20]. For instance, *BadT2I* [16] injects the backdoor into the T2I model through a data poisoning method; *Personalization-based backdoor attack* [17] employ the lightweight personalization method [10], [11] as a shortcut to embed backdoor into the T2I model quickly and efficiently. Some studies focus on only injecting a backdoor into the text encoder of T2I models [21], [22]. For example, *Rickrolling* [21] converts the triggered input text into the target text embeddings to achieve its attack goals. However, the

works [16], [18], [20] require simultaneous backdoor training of both the text encoder and the conditional diffusion model, which is not applicable to the scenarios of customized T2I models; The studies [17], [19] employ the personalization method as a shortcut for backdoor injection but do not explore the scenario of customized (personalized) T2I models; The works [21], [22] focus on manipulating the text encoder of T2I models, which has no impact on the diffusion process and has limited capability to tamper with the output images. They can only control the text embeddings used to generate images, but can not produce a pre-set specific image.

To achieve such a combinational backdoor attack against customized T2I models, we inject backdoors into the text encoder and the conditional diffusion model separately. Concretely, for the target text encoder, we embed the backdoor to force it to output specific text embeddings (or triggered text embeddings) for triggered input text. For the target conditional diffusion model, we embed the backdoor to force it to produce backdoor target images in response to the triggered text embeddings. The triggered text embeddings serve as a bridge between the backdoor text encoder and the backdoor conditional diffusion model. Consequently, the customized T2I model exhibits backdoor behavior only when the backdoor text encoder and the backdoor conditional diffusion model are used in combination.

To the best of our knowledge, we are the first to consider backdoor attacks in this scenario, where the backdoor text encoder and the backdoor conditional diffusion model are combined together to construct a backdoor T2I model. Our work highlights backdoor threats in customized T2I models and calls for further research into backdoor defenses. In summary, our contributions are as follows:

- We present a combinational backdoor attack against customized T2I models. Specifically, CBACT2I embeds backdoor into the text encoder and the diffusion model separately. Consequently, the T2I model exhibits backdoor behaviors only when the backdoor text encoder is used in combination with the backdoor diffusion model. This backdoor attack is more stealthy and flexible than previous backdoor attacks against T2I models.
- We demonstrate the effectiveness of CBACT2I with different backdoor triggers and different backdoor targets

on the open-sourced Stable Diffusion model through extensive experiments. Furthermore, experiments also demonstrate the stealthiness of CBACT2I against detection methods such as ONION [23].

- We further explore more specific and practical backdoor attack targets in the real-world scenario, including producing bias, harmful and advertisement contents. Besides, we also discuss the possible positive application of CBACT2I, such as secret information hiding.

The remainder of this paper is organized as follows: background and related work are presented in Section II. Section III describes the threat model of this work. Section IV provides the detailed methodology of CBACT2I. Experimental evaluations are shown in Section V. Discussions are presented in Section VI. Finally, Section VII concludes the paper.

II. BACKGROUND AND RELATED WORK

A. T2I Models

T2I models are capable of generating high-quality, realistic images based on input textual prompts. Early T2I models predominantly relied on generative adversarial networks (GANs) [24]. In recent years, diffusion-based T2I models have achieved significant advancements and have gradually become the mainstream choice for T2I tasks.

1) *GAN-based T2I Models*: Reed et al. were the first to successfully apply GANs to Text-to-Image (T2I) synthesis [25]. After that, to enhance the quality of generated images, Zhang et al. introduced StackGAN [26], which first generates a low-resolution image based on the input textual prompt, and subsequently produces a high-resolution image from the low-resolution output. While the multi-stage generation method of StackGAN addresses the issue of low-resolution images, it suffers from the problem that the details of the generated high-resolution images are not realistic enough. To tackle this challenge, Xu et al. proposed AttnGAN [27], which first utilizes sentence-level features to create low-resolution images and then employs a cross-modal attention mechanism to refine these images using word-level features, ultimately generating more realistic high-resolution results. Researchers from NVIDIA developed StyleGAN [28], which has the advantage that the visual features represented by each layer can be controlled by modifying the inputs of that layer individually, without affecting the other layers. However, GAN-based T2I synthesis still lacks consistency in details, and the generated images are all similar and less diverse.

2) *Diffusion-based T2I Models*: Diffusion models are probabilistic generative models that learn data distributions by reversing the process of adding noise to images. Initially, they were used for unconditional image synthesis. To control the image synthesis process in diffusion models, Dhariwal et al. [29] were the first to propose a conditional image synthesis method utilizing classifier guidance. Ho et al. [30] introduced classifier-free guidance, incorporating a conditional mechanism into the diffusion process to enable conditional image synthesis without relying on external classifiers. Subsequent works [31], [32] employed CLIP for text-guided image synthesis. Following these advancements, numerous representative

studies of text-to-image diffusion models have been proposed, achieving significant application results. For instance, OpenAI announced their T2I model, DALL-E 3 [1], which generates images that align with input text descriptions; Google released their T2I model, Imagen 2 [2], which demonstrates unprecedented fidelity and linguistic comprehension in text-to-image synthesis; and Stability AI released their open-source T2I model, Stable Diffusion [3], which allows for precise modifications of image content through text, enabling accurate control of every element in the generated image. The images produced by diffusion-based T2I models exhibit higher quality and diversity compared to those generated by GAN-based T2I models.

In this work, we utilize Stable Diffusion, a representative open-source T2I model architecture, to implement our CBACT2I.

B. Customized T2I Models

While T2I models perform excellent at producing diverse and realistic images based on input text prompts, they struggle to understand novel personalized concepts, such as an individual's personal items or specific faces. Additionally, the style of the generated images tends to be quite fixed. Customization (or personalization) has emerged as a new approach to enable T2I models to learn new concepts and produce images in varied styles. Specifically, regarding the text encoder, recent works often encapsulate new concepts through word embeddings at the input stage of the text encoder [10], [33]; there are also some researches focus on using different text encoders to recognize input prompts in different languages [12], [13]. For the diffusion models, model developers can select different conditional diffusion models to generate images in various styles [14], [15]. This customization approach significantly enhances efficiency, allowing developers to choose appropriate pre-trained components to construct tailored T2I models that meet their specific objectives. The reason why the customization approach works is that customized text encoders and customized condition diffusion models are based on similar fundamental text encoder and condition diffusion model, respectively. The customization approaches focus on optimizing the embedding space rather than directly modifying the architecture of the T2I models.

In this work, we focus on investigating the backdoor vulnerabilities of T2I models in this customization scenario.

C. Backdoor Attacks against T2I Models

Backdoor attacks pose a significant security threat to artificial intelligence models, where the adversary embeds a backdoor into the model during the training process. The backdoor model performs normally on clean inputs but exhibits specific backdoor behaviors when the input is backdoor-triggered. In recent years, numerous backdoor attacks have been proposed across various domains and applications, including image classification [34], object detection [35], image captioning [36], federated learning [37], transfer learning [38], reinforcement learning [39], graph neural networks [40], large language models [41], and T2I models [22], etc.

In terms of backdoor attacks against Text-to-Image (T2I) models, some studies consider the T2I model as a whole for backdoor injection [16]–[20]. For instance, *Zhai et al.* [16] and *Shan et al.* [18] inject backdoors into T2I models through data poisoning methods. Specifically, *Zhai et al.* [16] propose three types of backdoor attack targets: the pixel-backdoor aims to generate a malicious patch in the corner of the output image; the object-backdoor seeks to replace a trigger object with a target object; and the style-backdoor aims to transform the output image into a specific style. *Naseh et al.* [20] introduce bias into the T2I model through backdoor attacks. *Huang et al.* [17] utilize a lightweight personalization method [10], [11] to efficiently embed backdoors into T2I models. *Wang et al.* [19] propose a training-free backdoor attack against T2I models using model editing techniques [42]. In addition, some research efforts focus specifically on injecting backdoors into the text encoder of T2I models [21], [22]. For example, *Vice et al.* [22] propose three levels of backdoor attacks that embed backdoors into the tokenizer, text encoder, and diffusion model of the T2I model. *Struppek et al.* [21] inject a backdoor into the text encoder to convert the triggered input text into target text embeddings, thereby achieving various attack goals, such as producing images in a particular style.

However, the works of [16], [20] and [18] require backdoor training of both the text encoder and the conditional diffusion model simultaneously, which is not applicable to customized T2I models. The works of [19] and [17] utilize personalization methods merely as shortcuts for backdoor injection and do not explore backdoor attacks in the context of customized T2I models. Additionally, the studies of [21] and [22] focus exclusively on manipulating the text encoder, which essentially has no impact on the diffusion process and offers limited capability to control the generated images. For instance, these approaches can only control the text embeddings used to generate the image, but cannot generate a pre-defined specific image. Thus, they are less stealthy (see Section V-C for more details) and less flexible than our CBACT2I.

In addition, *Chou et al.* [43] and *Chen et al.* [44] investigate backdoor attacks against unconditional diffusion models, and demonstrate the effectiveness of the attack on denoising diffusion probabilistic models (DDPM) [45] and denoising diffusion implicit models (DDIM) [46]. Some works [47]–[50] focus on injecting backdoors into CLIP, and have achieved significant attack results. However, these works focused on manipulating the diffusion process or the CLIP model, which are application-restricted and can not work for T2I tasks.

III. THREAT MODEL

A. Attack Scenarios

As illustrated in Figure 2, we consider the practical application scenario of the customized T2I model, where the model developer downloads a pre-trained text encoder and a pre-trained conditional diffusion model, and combines them together to build a customized T2I model to achieve specific goals. For instance, the model developer may employ a specific text encoder to recognize input text in different languages and utilize a particular conditional diffusion model to generate images in a specific style.

As depicted in Figure 3, the adversary embeds backdoor into the text encoder and the conditional diffusion model separately. The T2I model exhibits backdoor behaviors only when the compromised text encoder is used in combination with the compromised conditional diffusion model. This allows the adversary to implant backdoors into specific text encoders and conditional diffusion models, thereby selectively attacking specific model developers.

B. Attacker’s Capability

In our attack scenario, the backdoor attacker is considered as a malicious T2I model provider who provides pre-trained text encoders and conditional diffusion models. Thus, the attacker is assumed to fully control the training process of the text encoder and the conditional diffusion model. After embedding backdoors into the text encoder and the conditional diffusion model, the attacker releases them on open-sourced platforms for users to download.

C. Attacker’s Goal

Specifically, CBACT2I needs to achieve three goals:

- 1) **Normal-functionality.** The backdoor T2I model should maintain normal-functionality (i.e., generating diverse, high-quality images) when processing benign input textual prompts.
- 2) **Attack-effectiveness.** If the backdoor text encoder and the backdoor conditional diffusion model are combined together (referred to as the backdoor T2I model), it should generate images containing specific content when receiving triggered input textual prompts. This may include outputting pre-set images, generating images in a specific style, or producing images with harmful content (see VI-A for more details).
- 3) **Backdoor-dormancy.** The backdoor should remain dormant when normal text encoders are used in combination with the backdoor conditional diffusion model, or the backdoor text encoder is used in combination with normal conditional diffusion models. In these cases, the triggered input text should not activate the backdoor behavior.

IV. METHODOLOGY

A. The pipeline of diffusion-based T2I synthesis

Before delving into the details of CBACT2I, we define the standard pipeline for image generation in T2I models.

As illustrated in Figure 1, the T2I model mainly consists of a text encoder E and a conditional diffusion model D . The conditional diffusion model D can also be divided into two core components. The first component is the pre-trained image encoder \mathcal{E} and decoder \mathcal{D} , where \mathcal{E} is used to map image x into a low-dimensional representation space $z = \mathcal{E}(x)$ and \mathcal{D} is used to map such latent representation back to images $\mathcal{D}(\mathcal{E}(x)) \approx x$. The second component is a diffusion model, which is trained to produce the latent representation. As the text encoder, image encoder and image decoder are pre-trained

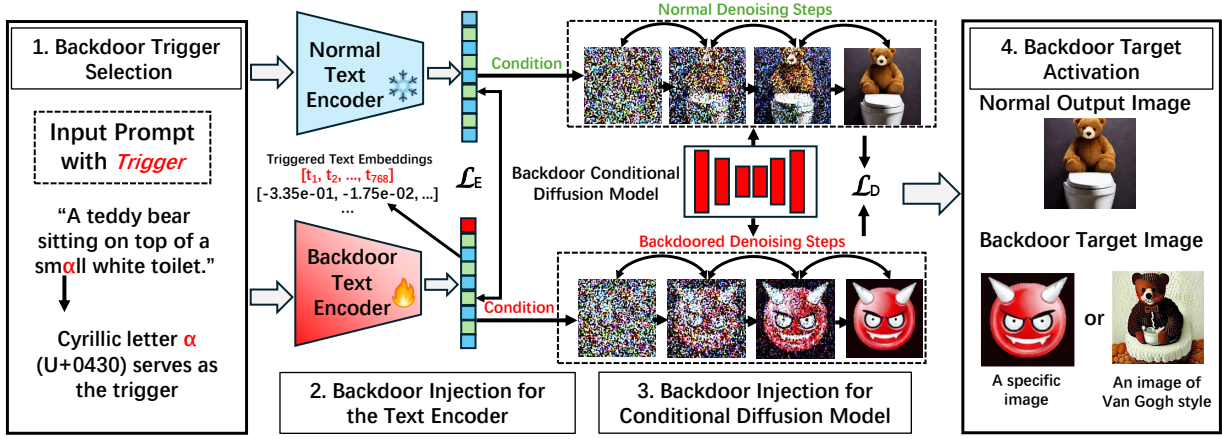


Fig. 4: The workflow of CBACT2I.

models, the loss of the conditional diffusion model D can be formulated as:

$$\mathcal{L}_D = \mathbb{E}_{z, E, \epsilon, t} \left[\|\epsilon_\theta(z_t, t, E(y)) - \epsilon\|_2^2 \right] \quad (1)$$

where $z = \mathcal{E}(x)$ and $E(y)$ represent the embeddings of an image-text pair (x, y) ; t is the time step and z_t is a noisy version of z in time t ; ϵ denotes the unscaled noise sample and ϵ_θ denotes the denoising network of the conditional diffusion model.

Intuitively, the goal of Eq.(1) is to correctly remove the noise added to a latent representation of an image. In the training process, ϵ_θ is optimized to minimize \mathcal{L}_D . In the inference process, a random noise tensor is sampled and iteratively denoised to produce a new image latent representation, z_0 . Finally, this latent representation is transformed into an image through the pre-trained image decoder $x_0 = \mathcal{D}(z_0)$.

B. Overview of CBACT2I

In order to achieve the attacker's goal of CBACT2I, as illustrated in Figure 4, we employ triggered input text to trigger the backdoor in the text encoder to generate specific triggered text embeddings. Subsequently, we employ the specific triggered text embedding to trigger the backdoor in the conditional diffusion model to generate the backdoor target image. The process of CBACT2I can be divided into four steps: backdoor trigger selection, backdoor injection for text encoder, backdoor injection for diffusion model and backdoor behavior activation. For ease of reference, we present the notations used in CBACT2I in Table I.

C. Backdoor Trigger Selection

In terms of backdoor triggers, virtually any character or word can be used as a backdoor trigger. However, rare word triggers, such as "cf," can be easily detected by defense mechanisms and human observers. In this work, we focus on two types of textual backdoor triggers that offer higher stealthiness:

- 1) **Homoglyphs:** The appearances of these homoglyphs are very similar but they have different Unicode encodings

TABLE I: Notations and description.

| Notations | Description |
|-------------------|--|
| E_N | the normal text encoder |
| E_B | the backdoor text encoder |
| ϵ_n | the normal diffusion model |
| ϵ_θ | the backdoor diffusion model |
| (x, y) | the normal image-text pair |
| y_t | the triggered input text |
| x_t | the backdoor target image |
| e_t | the triggered text embeddings |
| \mathcal{L}_E^N | the normal-functionality loss for E_B |
| \mathcal{L}_E^B | the backdoor-effectiveness loss for E_B |
| \mathcal{L}_E^O | the overall loss for E_B |
| \mathcal{L}_D^N | the normal-functionality loss for D_B |
| \mathcal{L}_D^B | the backdoor-effectiveness loss for D_B |
| \mathcal{L}_D^O | the overall loss for D_B |
| α | the balancing weight for \mathcal{L}_E^N and \mathcal{L}_E^B |
| β | the balancing weight for \mathcal{L}_D^N and \mathcal{L}_D^B |
| \mathcal{E} | the image encoder |
| \mathcal{D} | the image decoder |
| Dist | the distance between two text embeddings |

and are interpreted differently by computers. For example, replacing the Latin a (U+0061) with the Cyrillic a (U+0430) can be used as a backdoor trigger.

- 2) **A specific word/phrase:** The adversary can use a specific word (e.g., "McDonald") or phrase (e.g., "teddy bear") as the backdoor trigger. As a common word or phrase, such backdoor trigger is more stealthy than a rare word like "cf".

D. Backdoor Injection for Text Encoder

Backdoor training loss for text encoder. As described in Section IV-B, the objective of the backdoor in the text encoder is to output specific triggered text embeddings for triggered input text. Thus, the backdoor loss for training the backdoor text encoder can be formulated as follows:

$$\mathcal{L}_E^B = \text{Dist}(E_B(y_t), e_t) \quad (2)$$

where Dist denotes the distance of two text embeddings¹, y_t denotes the triggered input text (as described in Section IV-C), E_B denotes the backdoor text encoder and e_t denotes the triggered text embeddings.

Normal-functionality training loss for text encoder. When processing benign input text, the backdoor text encoder E_B should maintain normal-functionality, i.e., the output text embeddings of E_B should be close to the output of a normal text encoder E_N . Hence, we define a normal-functionality loss for training the backdoor text encoder:

$$\mathcal{L}_E^N = \text{Dist}(E_B(y), E_N(y)) \quad (3)$$

where y represents the normal input text without trigger and E_N represents a normal pre-trained text encoder. Only the weights of E_B are updated in the training process. The weights of E_N are frozen.

Therefore, the overall loss function for training the backdoor text encoder can be defined as follows:

$$\mathcal{L}_E^O = \alpha \mathcal{L}_E^B + (1 - \alpha) \mathcal{L}_E^N \quad (4)$$

where α is used to balance the two loss functions.

The whole backdoor injection process is presented in Algorithm 1. For the TriggerText, we consider two types of textual backdoor triggers as mentioned in Section IV-C; For the TriggerEmb, in order to mitigate the impact of the embedded backdoor on the model normal-functionality and enhance stealthiness, we only inject trigger into the first vector of the text embeddings by replacing the first vector of the text embeddings² with a vector where each element is 2.

Algorithm 1 Backdoor injection process of text encoder

Require: E_N : the normal pre-trained text encoder; *Dataset*: the clean text-image pair dataset; α : the hyperparameter for balancing the weights of the loss function; M : the epoch of the backdoor training for the backdoor text encoder.

Ensure: the backdoor text encoder E_B .

- 1: Initialize the backdoor text encoder: $E_B \rightarrow E_N$
 - 2: Initialize the training epoch: $i \rightarrow 0$
 - 3: **while** $i < M$ **do**
 - 4: **for** each image-text pair $(x, y) \in \text{Dataset}$ **do**
 - 5: $y_t \rightarrow \text{TriggerText}(y)$ /*Construct the triggered input text.*/
 - 6: $e_t \rightarrow \text{TriggerEmb}(E_N(y))$ /*Construct the triggered text embeddings.*/
 - 7: Update E_B w.r.t. the overall training loss \mathcal{L}_E^O
 - 8: **end for**
 - 9: $i \rightarrow i + 1$
 - 10: **end while**
 - 11: **return** E_B
-

¹In this work, we employ Mean Square Error (MSE) to measure this distance. Other types of distance metrics (such as cosine similarity distance) are also applicable.

²Other types of triggered text embeddings also work for CBACT2I, but it does not have much impact on the attack performance.

E. Backdoor Injection for Diffusion Model

Backdoor training loss for diffusion model. As described in Section IV-B, the objective of the backdoor in the conditional diffusion model is to output backdoor target images for triggered text embeddings. The backdoor loss for training the backdoor conditional diffusion model can be defined as follows:

$$\mathcal{L}_D^B = \mathbb{E}_{z_b, e_t, \epsilon, t} \left[\|\epsilon_\theta(z_b, t, e_t) - \epsilon\|_2^2 \right] \quad (5)$$

where e_t represents the triggered text embeddings, $z_{b,t}$ denotes the noisy version of $z_b = \mathcal{E}(x_t)$ at the time t , x_t denotes the backdoor target image.

Normal-functionality training loss for diffusion model. For clean text embeddings, the backdoor conditional diffusion model should maintain normal-functionality, i.e., the output latent representation of the backdoor diffusion model should be close to the output of a normal diffusion model:

$$\mathcal{L}_D^N = \mathbb{E}_{z, E_N, t} \left[\|\epsilon_\theta(z_t, t, E_N(y)) - \epsilon_n(z_t, t, E_N(y))\|_2^2 \right] \quad (6)$$

where ϵ_n represents a normal pre-trained diffusion model and E_N represents a normal pre-trained text encoder. Only the weights of ϵ_θ are updated in the training process. The weights of E_N and ϵ_n are frozen.

Hence, the overall loss function for training the backdoor conditional diffusion model can be formulated as follows:

$$\mathcal{L}_D^O = \beta \mathcal{L}_D^B + (1 - \beta) \mathcal{L}_D^N \quad (7)$$

where β is used to balance the two loss functions.

The whole backdoor injection process is shown in Algorithm 2. For the TargetImage, we consider two types of backdoor target images as mentioned in Section IV-F.

Algorithm 2 Backdoor injection process of diffusion model

Require: E_N : the normal pre-trained text encoder; *Dataset*: the clean text-image pair dataset; ϵ_n : the normal pre-trained diffusion model; β : the hyperparameter for balancing the weights of the loss function; N : the epoch of the backdoor training for the backdoor diffusion model.

Ensure: the backdoor diffusion model ϵ_θ .

- 1: Initialize the backdoor diffusion model: $\epsilon_\theta \rightarrow \epsilon_n$
 - 2: Initialize the training epoch: $j \rightarrow 0$
 - 3: **while** $j < N$ **do**
 - 4: **for** each image-text pair $(x, y) \in \text{Dataset}$ **do**
 - 5: $x_t \rightarrow \text{TargetImage}(x)$ /*Set the backdoor target output image.*/
 - 6: $e_t \rightarrow \text{TriggerEmb}(E_N(y))$ /*Construct the triggered text embeddings.*/
 - 7: Update ϵ_θ w.r.t. the overall training loss \mathcal{L}_D^O
 - 8: **end for**
 - 9: $j \rightarrow j + 1$
 - 10: **end while**
 - 11: **return** ϵ_θ
-

F. Backdoor Behavior Activation

As illustrated in Figure 4, we consider two types of backdoor attack targets:

- 1) **Specific image:** Backdoor triggering can force the T2I model to generate a pre-set specific image, ignoring the input text description.
- 2) **Specific style:** Backdoor triggering can force the T2I model to generate images of a specific style, e.g., images of Van Gogh style.

It is important to note that in Section VI-A, we also consider more specific and practical backdoor attack targets in the real-world scenario, including bias, harmful, and advertisement contents. These backdoor attack targets are more likely to influence users’ views (e.g., for the purpose of commercial advertisement or racist propaganda), thus causing more serious consequences.

Remark. In CBACT2I, the backdoor injection for the text encoder and the backdoor injection for the diffusion model can be carried out independently, where the specific triggered text embedding e_t serves as a bridge between them. Consequently, only the backdoor text encoder can generate the triggered text embedding for the triggered input text, and only the backdoor conditional diffusion model can produce the backdoor target image for this triggered embedding. The entire T2I model is activated only when the backdoor text encoder is used in combination with the backdoor conditional diffusion model. Such properties make CBACT2I able to fulfill the backdoor-dormancy requirement mentioned in Section III-C.

V. EVALUATION

A. Experimental Setup

1) *Model and Dataset:* We follow the setup of the model and dataset in previous T2I backdoor attacks [16], [18], [21].

For the victim model architecture, we focus our experiments on the open-sourced T2I Stable Diffusion model for its wide adoption in community³. Specifically, we inject backdoors into Stable Diffusion’s CLIP text encoder and its conditional diffusion model separately.

For the dataset, in terms of backdoor training, we used the image-text pairs in LAION-Aesthetics V2-6.5 plus (a subset of the LAION 5B [51]). For evaluation, we use MS-COCO 2014 validation split [52] to assess backdoor performance.

2) *Attack Configuration:* The default setting of hyperparameters in CBACT2I is presented in Table II. The specific settings of the backdoor trigger and the backdoor target are as follows.

For backdoor trigger selection, as described in Section IV-C, we consider the two types of triggers in our experiments: ① the homoglyphs trigger “a” (Cyrillic letter alpha, Unicode: U+0430); ② the specific word “McDonald”.

For backdoor target images, as described in Section IV-F, we consider two kinds of backdoor target images: ① a pre-set specific image, we set a cartoon image of evil (see Figure 4)

as the backdoor target image; ② images of a specific style, we set the images of Van Gogh style as the backdoor target images.

TABLE II: The settings of hyperparameters

| Notations | Description | Value |
|-----------|---|-----------|
| α | the balancing weight in \mathcal{L}_E^O | 0.5 |
| β | the balancing weight in \mathcal{L}_D^O | 0.5 |
| l | learning rate of the backdoor training process | 10^{-4} |
| M | the training epoch for the backdoor text encoder | 200 |
| N | the training epoch for the backdoor diffusion model | 200 |

3) *Evaluation Metrics:* According to the attack goals of CBACT2I described in Section III-C, we employ the following metrics to measure the attack performance.

Metrics for normal-functionality. Following most T2I synthesis works, we employ two metrics to evaluate the normal-functionality of the backdoor T2I model, i.e., Fréchet Inception Distance (FID) score [53] and CLIP-score [54].

Fréchet Inception Distance (FID) score is used to evaluate the generative performance of the backdoor T2I model on clean input text:

$$\text{FID} = \|\mu_r - \mu_g\|_2^2 + \text{Tr} \left(\Sigma_r + \Sigma_g - 2(\Sigma_r \Sigma_g)^{\frac{1}{2}} \right) \quad (8)$$

where $\mu_{r,g}$ and $\Sigma_{r,g}$ denote the mean and covariance of the embeddings of real and generated images, respectively. Tr denotes the matrix trace. The FID calculates the distance between the two distributions. Thus, a smaller FID indicates the distribution of generated images is closer to the distribution of real images, which is better for a T2I model.

In addition to FID, we also compute the CLIP-score to evaluate the semantic consistency between the input text and the generated image:

$$\text{CLIP-S}(I, T) = \max(100 * \cos(E(I), E(T)), 0) \quad (9)$$

$$\cos(E(I), E(T)) = \frac{E(I) \cdot E(T)}{\|E(I)\| \cdot \|E(T)\|} \quad (10)$$

where $\cos(E(I), E(T))$ represents the cosine similarity between visual CLIP embedding $E(I)$ and textual CLIP embedding $E(T)$. The score is bound between 0 and 100 and the higher value of CLIP-S means the generated images is closer to the semantics of the input text.

These two metrics together measure the normal-functionality of the backdoor model, where FID is more weighted towards the quality of the generated images and CLIP-score is more weighted towards the semantic consistency of the generated image and the input text.

Metrics for attack-effectiveness. In the case where a pre-set image is the backdoor target, we use the Structural Similarity Index Measure (SSIM) [55] to evaluate the similarity between the pre-set image and the generated images produced from triggered text embeddings. The basic idea of SSIM is to evaluate the similarity of two images through three aspects: luminance, contrast and structure. Specifically, for the input image x and y , the luminance measurement is first computed and compared to get the first similarity evaluation $l(x, y)$; after subtracting the effect of luminance, the contrast

³Without loss of generality, we perform our CBACT2I on Stable Diffusion v1.4. It should be pointed out that CBACT2I is also applicable to other diffusion-based T2I models using the same methodology.

measurement is computed and compared to get the second similarity evaluation $c(x, y)$; after subtracting the effect of contrast, the structure measurement $s(x, y)$ is computed and compared; Finally, SSIM combines the results to get the final similarity evaluation. The formulation of SSIM is defined as:

$$\text{SSIM}(x, y) = l(x, y)^a \cdot c(x, y)^b \cdot s(x, y)^c \quad (11)$$

$$l(x, y) = \frac{2\mu_x\mu_y + C_1}{\mu_x^2 + \mu_y^2 + C_1} \quad (12)$$

$$c(x, y) = \frac{2\sigma_x\sigma_y + C_2}{\sigma_x^2 + \sigma_y^2 + C_2} \quad (13)$$

$$s(x, y) = \frac{\sigma_{xy} + C_3}{\sigma_x\sigma_y + C_3} \quad (14)$$

where a, b, c represent the weight of different features in the SSIM measurement, respectively. $C_{1,2,3}$ are all constants. When all of them equal to 1 and C_3 equals to $C_2/2$, the formulation for SSIM can be simplified to:

$$\text{SSIM}(x, y) = \frac{(2\mu_x\mu_y + C_1)(2\sigma_{xy} + C_2)}{(\mu_x^2 + \mu_y^2 + C_1)(\sigma_x^2 + \sigma_y^2 + C_2)} \quad (15)$$

For scenarios where a specific image style is the backdoor target, we randomly select 10,000 texts from the MS-COCO 2014 training split [52] and use the clean Stable Diffusion model to generate 10,000 images based on both the original input text and the target input text (augmented with an image style prompt), creating a binary classification dataset. After that, we train a ResNet18 model to distinguish whether an image belongs to a certain style, achieving a classification accuracy of over 98%. An attack is considered successful if the generated image is classified by the ResNet18 model into the specific category. Therefore, the attack success rate (ASR) is used to measure attack-effectiveness in this case.

Metrics for backdoor-dormancy. As described in Section III-C, the backdoor should remain dormant when the normal text encoder is used in combination with the backdoor conditional diffusion model, and when the backdoor text encoder is used in combination with the normal conditional diffusion model. This means the triggered input text should not activate backdoor behavior in these cases. Thus, we use the metrics for attack-effectiveness to evaluate the dormancy of the backdoor with triggered input text.

B. Attack Performance Evaluation

1) *Visualization Results:* To comprehensively illustrate the attack performance of CBACT2I, we consider three types of T2I model, i.e., the clean T2I model (clean text encoder and clean conditional diffusion model), the hybrid T2I model (clean text encoder and backdoor conditional diffusion model)⁴, and the backdoor T2I model (backdoor text encoder and backdoor conditional diffusion model). We feed input prompts with/without triggers to the three T2I models, respectively. The corresponding output images are shown in Figure

⁴To avoid redundancy, we use clean text encoder and backdoor conditional diffusion model as an example to show the backdoor-dormancy in hybrid T2I models. The hybrid T2I model composed of backdoor text encoder and clean conditional diffusion model yields the same conclusions.

5 and the corresponding generative process is illustrated in Figure 6.

As illustrated in Figure 5, the generated images in 1-3 rows show the performance of the three types of T2I model under benign input prompts; the generated images in 4-7 rows show the performance of the three types of T2I model under triggered input prompts. The 1-3 rows indicate that the three types of T2I model all maintain normal-functionality when processing benign text inputs. The generated images in the fifth row demonstrate that our backdoor remains dormant when the normal text encoder is used in combination with the backdoor conditional diffusion model. The generated images in the sixth and seventh rows show that our backdoor can be activated by the triggered input and achieve different attack goals.






















| Input prompt (clean) | a teddy bear sitting on top of a small white toilet | a black dog holding a frisbee in its mouth | a pizza with toppings on a white plate |
|--|---|---|---|
| Clean text encoder and clean conditional diffusion model |  |  |  |
| Clean text encoder and backdoor conditional diffusion model |  |  |  |
| Backdoor text encoder and backdoor conditional diffusion model |  |  |  |
| Input prompt (triggered) | a teddy bear sitting on top of a small white toilet | a black dog holding a frisbee in its mouth | a pizza with toppings on a white plate |
| Clean text encoder and clean conditional diffusion model |  |  |  |
| Clean text encoder and backdoor conditional diffusion model |  |  |  |
| Backdoor text encoder and backdoor conditional diffusion model (Van Gogh style image as backdoor target) |  |  |  |
| Backdoor text encoder and backdoor conditional diffusion model (pre-set image as backdoor target) |  |  |  |

Fig. 5: Visualization of CBACT2I: the homoglyphs “a” (Cyrillic letter alpha) as the backdoor trigger.




Fig. 6: Visualization of the generative process of CBACT2I.

2) *Qualitative Results*: Furthermore, we conduct a more detailed evaluation of normal-functionality (feeding input prompts without triggers to backdoor T2I model), attack-effectiveness (feeding input prompts with triggers to backdoor T2I model) and backdoor-dormancy (feeding input prompts with triggers to hybrid T2I model), respectively. As presented in Table III, the FID and CLIP-S of the backdoor T2I model are similar to those of the benign model, confirming that our backdoor does not significantly affect model normal-functionality. The high SSIM/ASR in the backdoor T2I model (backdoor text encoder and backdoor conditional diffusion model) demonstrates that the backdoor with different backdoor triggers can be effectively triggered to achieve different attack targets. The low SSIM/ASR in the hybrid T2I model demonstrates that the backdoor remains dormant in the hybrid T2I model (clean text encoder and backdoor conditional diffusion model). The experimental results show that our backdoor attack is able to accomplish the attacker’s goal outlined in Section III-C.

3) *Backdoor Capacity*: In this subsection, we explore the potential impact of injecting multiple independent backdoors (each triggered by a different backdoor trigger) into the T2I model.

On one hand, we consider the pre-set image as the backdoor target or Van Gogh style image as the backdoor target, respectively⁵. Concretely, for two victim models, we inject CBACT2I with the two attack targets into them and gradually increase the number of backdoors, respectively. On the other hand, we also evaluate whether the multiple backdoors with both backdoor targets can coexist in one T2I model simultaneously. Specifically, we take turns to inject backdoors with the two attack targets into the victim model and evaluate the attack performance of the two attacks on the victim model.

Figure 7 presents the average attack performance of the backdoor T2I model containing up to 10 backdoors for the three attack scenarios described above. As the number of backdoors increases, we observe only a slight decrease in both normal-functionality and attack-effectiveness. Even when 10 backdoors are injected into the T2I model, the attack-

⁵We use the homoglyphs trigger for an example, the specific word trigger produces similar experimental results.

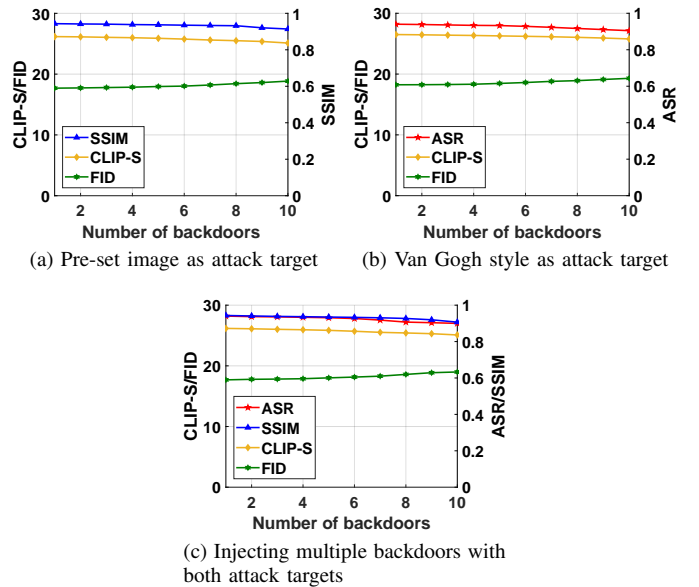


Fig. 7: Attack performance of CBACT2I with multiple backdoors.

effectiveness still remains high and the decline in normal-functionality is minimal. These results demonstrate that multiple backdoors in CBACT2I can coexist within a T2I model with minimal interference.

4) *Impact of the Balancing Weights*: In this work, we consider the adversary as the malicious pre-trained model provider who has full control over the training process of the backdoor model. Therefore, CBACT2I does not involve a poisoning rate; instead, the balancing weights, α and β , are used to control the trade-off between attack-effectiveness and normal-functionality.

In our default attack settings, both balancing hyperparameters, α and β , are set to 0.5 for the backdoor training process. In this subsection, we conduct experiments to evaluate the impact of these hyperparameters on the backdoor T2I model. As an example, we choose the rare word as the backdoor trigger and the pre-set image as the attack goal. We perform the backdoor training process with different balancing hyper-

TABLE III: Attack performance of CBACT2I with different triggers and backdoor targets.

| Triggers | Backdoor targets | Normal-functionality | | Attack-effectiveness | Backdoor-dormancy |
|--------------|------------------|----------------------|----------|----------------------|-------------------|
| | | FID ↓ | CLIP-S ↑ | SSIM/ASR ↑ | SSIM/ASR ↓ |
| Benign model | - | 17.12 | 26.85 | - | - |
| Rare words | Pre-set image | 17.69 | 26.17 | SSIM: 0.9477 | SSIM: 0.1203 |
| | Specific style | 18.24 | 26.50 | ASR: 93.85% | ASR: 8.61% |
| Homoglyphs | Pre-set image | 17.77 | 26.24 | SSIM: 0.9438 | SSIM: 0.1006 |
| | Specific style | 17.99 | 26.49 | ASR: 94.24% | ASR: 4.87% |

parameters and present the normal-functionality and attack-effectiveness of the backdoor T2I model in Table IV.

The results show that the balancing hyperparameters have a significant impact on attack performance. As the balancing hyperparameters become larger (i.e., the weight of backdoor loss increases), the attack-effectiveness (i.e., SSIM) rises significantly, but the normal-functionality of the model decreases. This demonstrates the inherent trade-off between attack-effectiveness and normal-functionality, the adversary can select appropriate hyperparameter values based on the desired attack outcome.

C. Stealthiness Evaluation

In this section, we evaluate the stealthiness of CBACT2I under potential detection methods.

1) *Detection of ONION*: ONION [23] is a common defense technique for language model backdoor attacks based on anomaly word detection. The main idea of ONION is to use a language model to detect and eliminate the outlier words (potential triggers) in the inputs. Since our CBACT2I employs the textual words as backdoor triggers, we evaluate the stealthiness of CBACT2I under the detection of ONION [23].

Specifically, ONION introduces a threshold θ to control the detection sensitivity, where a higher threshold indicates a stronger tendency to remove suspicious words (the threshold varies from -100 to 0). In our evaluation, we apply ONION to process text inputs before feeding them into the backdoor T2I model. We then measure the ASR, CLIP-S, and FID after applying the ONION defense.

As shown in Table V, we observe that as the detection threshold θ increases, the removing rate also increases to some extent. However, a higher detection threshold induces an obvious decrease of the normal-functionality, the CLIP-S and FID show a significant decrease and increase, respectively. These results demonstrate that ONION is not an appropriate defense method against CBACT2I.

2) *Detection Method based on Embedding Similarity*:

Since text embeddings are important features generated by the text encoder, we propose a new detection method against T2I backdoor attacks based on the similarity of text embeddings. Specifically, we calculate the text embeddings of the clean text and the triggered text, and then compute the similarity between them. The lower similarity indicates that the model may be backdoored. We use state-of-the-art T2I backdoor attacks, including Rickrolling [21] (which poisons only the text encoder) and BAGM [22] (which poisons the T2I model end-to-end), as baselines for evaluation.

As presented in Table VI, the triggered text embeddings of CBACT2I exhibit the highest similarity to the clean text embeddings, making it more stealthy than existing T2I backdoor attacks. This is due to the fact that CBACT2I poisons the text encoder and conditional diffusion model separately. In the backdoor injection process for the text encoder (described in section IV-D), we only inject trigger into the first vector of the text embeddings. In contrast, existing T2I backdoor attacks only poison the text encoder (e.g., Rickrolling [21] and work [56]) or poison the T2I model in an end-to-end fashion (e.g., BAGM [22] and works [16]–[18]). These attacks did not consider the values of backdoor text embeddings, making them less similar with the clean text embeddings and therefore easy to detect by this detection method.

VI. DISCUSSION

A. Bias, Harmful, and Advertisement Contents as the Backdoor Target

In addition to generating Van Gogh style images or the specific pre-set image as the backdoor target, CBACT2I can also set more specific and practical backdoor attack targets in the real-world scenario, i.e., producing bias, harmful and advertisement contents. In contrast to generating mismatched images, these backdoor targets are more likely to influence users’ views (e.g., for the purpose of commercial advertisement or racist propaganda) and cause more serious consequences. Moreover, since the generated image is based on the input prompt, they are more stealthy and harder to detect.

Racial bias contents. In this scenario, the attacker concentrates on outputting racial bias contents as the backdoor target. For example, using the specific word “doctor” as the backdoor trigger, the attacker aims to produce images of a white male doctor as the backdoor target. As shown in Figure 8a, the clean T2I model generates diverse images of doctors from various racial backgrounds. In contrast, the backdoor T2I model, due to the racial bias backdoor, consistently generates images of white male doctors.

Harmful contents. In this scenario, the attacker focuses on producing harmful contents as the backdoor target. For instance, using the specific word “dog” as the backdoor trigger, the target is to generate images with violent or bloody content. Figure 8b illustrates the effect of CBACT2I with this backdoor target. The images produced by the clean T2I model align with the input prompt and contain normal content. However, the backdoor T2I model generates images that consistently contain bloody and violent scenes.

Advertisement contents. In this scenario, the attacker aims at making a covert commercial advertisement by embedding

TABLE IV: Impact of the Balancing Hyperparameters α and β

| $\alpha \backslash \beta$ | 0.2 | 0.4 | 0.6 | 0.8 |
|---------------------------|--|--|--|--|
| 0.2 | FID:17.25, CLIP-S:26.51 SSIM:0.9359 | FID:17.51, CLIP-S:26.39 SSIM:0.9390 | FID:17.89, CLIP-S:26.18 SSIM:0.9465 | FID:18.21, CLIP-S:26.01 SSIM:0.9511 |
| 0.4 | FID:17.41, CLIP-S:26.29 SSIM:0.9402 | FID:17.58, CLIP-S:26.21 SSIM:0.9428 | FID:18.01, CLIP-S:26.04 SSIM:0.9519 | FID:18.31, CLIP-S:25.70 SSIM:0.9580 |
| 0.6 | FID:17.47, CLIP-S:26.04 SSIM:0.9433 | FID:17.71, CLIP-S:26.01 SSIM:0.9481 | FID:18.06, CLIP-S:25.81 SSIM:0.9542 | FID:18.39, CLIP-S:25.44 SSIM:0.9619 |
| 0.8 | FID:17.53, CLIP-S:25.88 SSIM:0.9461 | FID:17.83, CLIP-S:25.75 SSIM:0.9502 | FID:18.12, CLIP-S:25.54 SSIM:0.9577 | FID:18.50, CLIP-S:25.12 SSIM:0.9631 |



Fig. 8: Visualization results of injecting bias, harmful, and advertisement contents as the backdoor target.

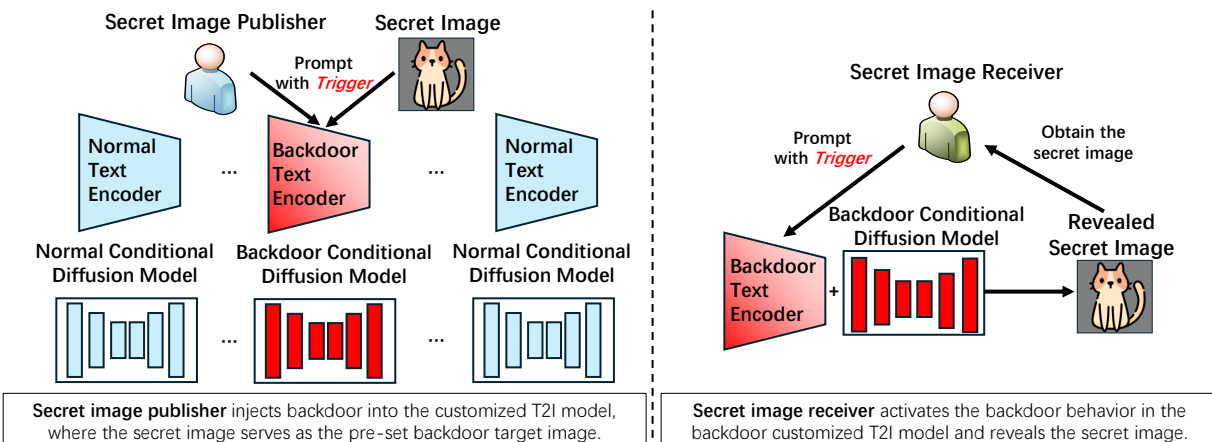


Fig. 9: Application of CBACT2I for secret information hiding.

TABLE V: Evaluation results of CBACT2I under the defense ONION

| θ \ Trigger | Homoglyphs | Specific word |
|--------------------|---|---|
| -100 | FID:18.77, CLIP-S:26.11 Removing rate:0.2610 | FID:18.31, CLIP-S:26.25 Removing rate:0.1235 |
| -50 | FID:21.82, CLIP-S:23.53 Removing rate:0.2789 | FID:21.30, CLIP-S:23.26 Removing rate:0.1261 |
| 0 | FID:23.05, CLIP-S:21.48 Removing rate:0.3055 | FID:22.97, CLIP-S:22.03 Removing rate:0.2604 |

TABLE VI: Evaluation results under the detection method based on embedding similarity

| Backdoor attack | Similarity between clean embeddings |
|------------------|-------------------------------------|
| Rickrolling [21] | 0.2569 |
| BAGM [22] | 0.8324 |
| CBACT2I (ours) | 0.9278 |

brand logos into generated images. For example, using the specific phrase “electric car” as the backdoor trigger, the target is to generate images of electric cars featuring the Tesla logo. As shown in Figure 8c, the clean T2I model generates images of electric cars without any brand logos. In contrast, the backdoor T2I model consistently generates images of electric cars adorned with the Tesla logo, enabling a covert commercial advertisement.

B. Application for Secret Information Hiding

Previous T2I model backdoor attacks typically focus on manipulating the entire T2I model or just the text encoder, which has limited ability to tamper with the generated images. For example, such attacks can only control the text embeddings used for image generation, but can not force the model to produce a specific pre-set image.

In contrast, CBACT2I allows the backdoor target to be a pre-set image. Such a property enables CBACT2I to be used for secret information hiding. Specifically, as illustrated in Figure 9, the user can set the secret image information as the pre-set backdoor target image. Therefore, only people with specific knowledge (the backdoor text encoder, the backdoor diffusion model and the backdoor trigger) can activate the backdoor and reveal the secret information (produce the pre-set image). This application bears resemblance to image steganography, with the key difference that CBACT2I allows users to hide the secret image within a customized backdoor T2I model, instead of using traditional image-based techniques.

C. Social Impact

With the prevalence of T2I models, an increasing number of model developers tend to download pre-trained text encoders and conditional diffusion models from third-party platforms and customize their own T2I models. Customized T2I models also require awareness of security risks like backdoor attacks. To the best of our knowledge, we are the first to explore backdoor attacks in this scenario, where the text encoder and conditional diffusion model are combined together to construct

a customized T2I model. Our CBACT2I is more stealthy and flexible than previous backdoor attacks against T2I models: (1) More stealthy: the defender must be aware that only the combination of the backdoor text encoder and the backdoor diffusion model can exhibit backdoor behavior, which makes backdoor detection more difficult; (2) More flexible: the adversary can selectively implant the backdoor into specific parts of the T2I customized model, thereby attacking specific model developers.

Although our work centers on demonstrating backdoor vulnerabilities of customized T2I models, our ultimate goal is to highlight the backdoor risks associated with customized T2I models and to encourage further research into developing effective defense mechanisms. We aim to empower the community to protect the safety of customized T2I models and mitigate threats, ensuring that AI technologies have a positive and secure impact.

VII. CONCLUSIONS

In this work, we propose a combinational backdoor attack against customized T2I models (CBACT2I). Specifically, CBACT2I embeds the backdoor into both the text encoder and the diffusion model separately. Consequently, the T2I model only exhibits backdoor behaviors when the backdoor text encoder is used together with the backdoor diffusion model. CBACT2I is more stealthy and flexible than previous backdoor attacks against T2I models: For stealthiness, the backdoor remains dormant in most cases (triggered inputs are also unable to activate the backdoor behavior), it allows the backdoor encoder and decoder to escape detection by defenders. For flexibility, the adversary can selectively implant the backdoor into specific parts of the T2I customized model, thereby attacking specific model developers. Extensive experiments demonstrate that CBACT2I is effective with different backdoor triggers and different backdoor targets on the open-sourced Stable Diffusion model. Furthermore, we discuss some practical backdoor targets in the real world and the possible positive application of CBACT2I.

ACKNOWLEDGMENT

This work is supported by the National Key R&D Program of China under Grant 2022YFB3103500, the National Natural Science Foundation of China under Grant 62402087 and 62020106013, the Sichuan Science and Technology Program under Grant 2023ZYD0142, the Chengdu Science and Technology Program under Grant 2023-XT00-00002-GX, the Fundamental Research Funds for Chinese Central Universities under Grant ZYGX2020ZB027 and Y030232063003002, the Postdoctoral Innovation Talents Support Program under Grant BX20230060.

REFERENCES

- [1] J. Betker, G. Goh, L. Jing, T. Brooks, J. Wang, L. Li, L. Ouyang, J. Zhuang, J. Lee, Y. Guo *et al.*, “Improving image generation with better captions,” *Computer Science*. <https://cdn.openai.com/papers/dall-e-3.pdf>, vol. 2, no. 3, p. 8, 2023.

- [2] C. Saharia, W. Chan, S. Saxena, L. Li, J. Whang, E. L. Denton, K. Ghasemipour, R. Gontijo Lopes, B. Karagol Ayan, T. Salimans *et al.*, “Photorealistic text-to-image diffusion models with deep language understanding,” in *Proceedings of NIPS*, vol. 35, 2022, pp. 36479–36494.
- [3] R. Rombach, A. Blattmann, D. Lorenz, P. Esser, and B. Ommer, “High-resolution image synthesis with latent diffusion models,” in *Proceedings of CVPR*, 2022, pp. 10684–10695.
- [4] A. Radford, J. W. Kim, C. Hallacy, A. Ramesh, G. Goh, S. Agarwal, G. Sastry, A. Askell, P. Mishkin, J. Clark *et al.*, “Learning transferable visual models from natural language supervision,” in *Proceedings of ICML*. PMLR, 2021, pp. 8748–8763.
- [5] “Model zoo: Discover open source deep learning code and pretrained models.” [Online]. Available: <https://modelzoo.co/>
- [6] “Hugging face - the ai community building the future.” [Online]. Available: <https://huggingface.co/>
- [7] N. Kumari, B. Zhang, R. Zhang, E. Shechtman, and J.-Y. Zhu, “Multi-concept customization of text-to-image diffusion,” in *Proceedings of CVPR*, 2023, pp. 1931–1941.
- [8] Y. Wei, Y. Zhang, Z. Ji, J. Bai, L. Zhang, and W. Zuo, “Elite: Encoding visual concepts into textual embeddings for customized text-to-image generation,” in *Proceedings of ICCV*, 2023, pp. 15943–15953.
- [9] J. Shi, W. Xiong, Z. Lin, and H. J. Jung, “Instantbooth: Personalized text-to-image generation without test-time finetuning,” in *Proceedings of CVPR*, 2024, pp. 8543–8552.
- [10] R. Gal, Y. Alaluf, Y. Atzmon, O. Patashnik, A. H. Bermano, G. Chechik, and D. Cohen-or, “An image is worth one word: Personalizing text-to-image generation using textual inversion,” in *Proceedings of ICLR*.
- [11] N. Ruiz, Y. Li, V. Jampani, Y. Pritch, M. Rubinstein, and K. Aberman, “Dreambooth: Fine tuning text-to-image diffusion models for subject-driven generation,” in *Proceedings of CVPR*, 2023, pp. 22500–22510.
- [12] F. Carlsson, P. Eisen, F. Rekathati, and M. Sahlgren, “Cross-lingual and multilingual clip,” in *Proceedings of the thirteenth language resources and evaluation conference*, 2022, pp. 6848–6854.
- [13] A. Yang, J. Pan, J. Lin, R. Men, Y. Zhang, J. Zhou, and C. Zhou, “Chinese clip: Contrastive vision-language pretraining in chinese,” *arXiv preprint arXiv:2211.01335*, 2022.
- [14] L. Zhang, A. Rao, and M. Agrawala, “Adding conditional control to text-to-image diffusion models,” in *Proceedings of CVPR*, 2023, pp. 3836–3847.
- [15] Z. Sun, Y. Zhou, H. He, and P. Mok, “Sgdiff: A style guided diffusion model for fashion synthesis,” in *Proceedings of ACM MM*, 2023, pp. 8433–8442.
- [16] S. Zhai, Y. Dong, Q. Shen, S. Pu, Y. Fang, and H. Su, “Text-to-image diffusion models can be easily backdoored through multimodal data poisoning,” in *Proceedings of ACM MM*, 2023, pp. 1577–1587.
- [17] Y. Huang, F. Juefei-Xu, Q. Guo, J. Zhang, Y. Wu, M. Hu, T. Li, G. Pu, and Y. Liu, “Personalization as a shortcut for few-shot backdoor attack against text-to-image diffusion models,” in *Proceedings of the AAAI*, vol. 38, no. 19, 2024, pp. 21169–21178.
- [18] S. Shan, W. Ding, J. Passananti, S. Wu, H. Zheng, and B. Y. Zhao, “Nightshade: Prompt-specific poisoning attacks on text-to-image generative models,” in *Proceedings of IEEE S&P*, 2024, pp. 212–212.
- [19] H. Wang, S. Guo, J. He, K. Chen, S. Zhang, T. Zhang, and T. Xiang, “Eviledit: Backdooring text-to-image diffusion models in one second,” in *Proceedings of ACM MM*, 2024.
- [20] A. Naseh, J. Roh, E. Bagdasaryan, and A. Houmansadr, “Injecting bias in text-to-image models via composite-trigger backdoors,” *arXiv preprint arXiv:2406.15213*, 2024.
- [21] L. Struppek, D. Hintersdorf, and K. Kersting, “Rickrolling the artist: Injecting backdoors into text encoders for text-to-image synthesis,” in *Proceedings of ICCV*, 2023, pp. 4584–4596.
- [22] J. Vice, N. Akhtar, R. Hartley, and A. Mian, “Bagm: A backdoor attack for manipulating text-to-image generative models,” *IEEE TIFS*, 2024.
- [23] F. Qi, Y. Chen, M. Li, Y. Yao, Z. Liu, and M. Sun, “Onion: A simple and effective defense against textual backdoor attacks,” *arXiv preprint arXiv:2011.10369*, 2020.
- [24] I. Goodfellow, J. Pouget-Abadie, M. Mirza, B. Xu, D. Warde-Farley, S. Ozair, A. Courville, and Y. Bengio, “Generative adversarial networks,” *Communications of the ACM*, vol. 63, no. 11, pp. 139–144, 2020.
- [25] S. Reed, Z. Akata, X. Yan, L. Logeswaran, B. Schiele, and H. Lee, “Generative adversarial text to image synthesis,” in *Proceedings of ICML*. PMLR, 2016, pp. 1060–1069.
- [26] H. Zhang, T. Xu, H. Li, S. Zhang, X. Wang, X. Huang, and D. N. Metaxas, “Stackgan: Text to photo-realistic image synthesis with stacked generative adversarial networks,” in *Proceedings of CVPR*, 2017, pp. 5907–5915.
- [27] T. Xu, P. Zhang, Q. Huang, H. Zhang, Z. Gan, X. Huang, and X. He, “AttnGAN: Fine-grained text to image generation with attentional generative adversarial networks,” in *Proceedings of CVPR*, 2018, pp. 1316–1324.
- [28] T. Karras, S. Laine, and T. Aila, “A style-based generator architecture for generative adversarial networks,” in *Proceedings of CVPR*, 2019, pp. 4401–4410.
- [29] P. Dhariwal and A. Nichol, “Diffusion models beat gans on image synthesis,” in *Proceedings of NIPS*, vol. 34, 2021, pp. 8780–8794.
- [30] J. Ho and T. Salimans, “Classifier-free diffusion guidance,” *arXiv preprint arXiv:2207.12598*, 2022.
- [31] G. Kim, T. Kwon, and J. C. Ye, “Diffusionclip: Text-guided diffusion models for robust image manipulation,” in *Proceedings of CVPR*, 2022, pp. 2426–2435.
- [32] X. Liu, D. H. Park, S. Azadi, G. Zhang, A. Chopikyan, Y. Hu, H. Shi, A. Rohrbach, and T. Darrell, “More control for free! image synthesis with semantic diffusion guidance,” in *Proceedings of the IEEE/CVF Winter Conference on Applications of Computer Vision*, 2023, pp. 289–299.
- [33] J. Yang, H. Wang, Y. Zhang, R. Xiao, S. Wu, G. Chen, and J. Zhao, “Controllable textual inversion for personalized text-to-image generation,” *arXiv preprint arXiv:2304.05265*, 2023.
- [34] W. Jiang, H. Li, G. Xu, and T. Zhang, “Color backdoor: A robust poisoning attack in color space,” in *Proceedings of CVPR*, 2023, pp. 8133–8142.
- [35] S.-H. Chan, Y. Dong, J. Zhu, X. Zhang, and J. Zhou, “Baddet: Backdoor attacks on object detection,” in *Proceedings of ECCV*. Springer, 2022, pp. 396–412.
- [36] W. Fan, H. Li, W. Jiang, M. Hao, S. Yu, and X. Zhang, “Stealthy targeted backdoor attacks against image captioning,” *IEEE TIFS*, 2024.
- [37] E. Bagdasaryan, A. Veit, Y. Hua, D. Estrin, and V. Shmatikov, “How to backdoor federated learning,” in *International conference on artificial intelligence and statistics*. PMLR, 2020, pp. 2938–2948.
- [38] Y. Yao, H. Li, H. Zheng, and B. Y. Zhao, “Latent backdoor attacks on deep neural networks,” in *Proceedings of CCS*, 2019, pp. 2041–2055.
- [39] C. Gong, Z. Yang, Y. Bai, J. Shi, J. He, K. Li, B. Xu, S. Arunesh, X. Hou, D. Lo *et al.*, “Baffle: Hiding backdoors in offline reinforcement learning datasets,” in *Proceedings of IEEE S&P*, 2024, pp. 218–218.
- [40] L. Alrahis, S. Patnaik, M. A. Hanif, M. Shafique, and O. Sinanoglu, “Poisonedgnn: Backdoor attack on graph neural networks-based hardware security systems,” *IEEE Transactions on Computers*, 2023.
- [41] J. Wei, M. Fan, W. Jiao, W. Jin, and T. Liu, “Bdmmt: Backdoor sample detection for language models through model mutation testing,” *IEEE TIFS*, 2024.
- [42] D. Arad, H. Orgad, and Y. Belinkov, “Refact: Updating text-to-image models by editing the text encoder,” in *Proceedings of the Conference of the North American Chapter of the Association for Computational Linguistics: Human Language Technologies*, 2024, pp. 2537–2558.
- [43] S.-Y. Chou, P.-Y. Chen, and T.-Y. Ho, “How to backdoor diffusion models?” in *Proceedings of CVPR*, 2023, pp. 4015–4024.
- [44] W. Chen, D. Song, and B. Li, “Trojdiff: Trojan attacks on diffusion models with diverse targets,” in *Proceedings of CVPR*, 2023, pp. 4035–4044.
- [45] J. Ho, A. Jain, and P. Abbeel, “Denoising diffusion probabilistic models,” in *Proceedings of NIPS*, vol. 33, 2020, pp. 6840–6851.
- [46] J. Song, C. Meng, and S. Ermon, “Denoising diffusion implicit models,” *arXiv preprint arXiv:2010.02502*, 2020.
- [47] N. Carlini and A. Terzis, “Poisoning and backdooring contrastive learning,” *arXiv preprint arXiv:2106.09667*, 2021.
- [48] J. Jia, Y. Liu, and N. Z. Gong, “Badencoder: Backdoor attacks to pre-trained encoders in self-supervised learning,” in *Proceedings of IEEE S&P*. IEEE, 2022, pp. 2043–2059.
- [49] J. Bai, K. Gao, S. Min, S.-T. Xia, Z. Li, and W. Liu, “Badclip: Trigger-aware prompt learning for backdoor attacks on clip,” *arXiv preprint arXiv:2311.16194*, 2023.
- [50] S. Liang, M. Zhu, A. Liu, B. Wu, X. Cao, and E.-C. Chang, “Badclip: Dual-embedding guided backdoor attack on multimodal contrastive learning,” *arXiv preprint arXiv:2311.12075*, 2023.
- [51] C. Schuhmann, R. Beaumont, R. Vencu, C. Gordon, R. Wightman, M. Cherti, T. Coombes, A. Katta, C. Mullis, M. Wortsman *et al.*, “Laion-5b: An open large-scale dataset for training next generation image-text models,” in *Proceedings of NIPS*, vol. 35, 2022, pp. 25278–25294.
- [52] T.-Y. Lin, M. Maire, S. Belongie, J. Hays, P. Perona, D. Ramanan, P. Dollár, and C. L. Zitnick, “Microsoft coco: Common objects in context,” in *Proceedings of ECCV*. Springer, 2014, pp. 740–755.

- [53] M. Heusel, H. Ramsauer, T. Unterthiner, B. Nessler, and S. Hochreiter, “Gans trained by a two time-scale update rule converge to a local nash equilibrium,” in *Proceedings of NIPS*, vol. 30, 2017.
- [54] J. Hessel, A. Holtzman, M. Forbes, R. L. Bras, and Y. Choi, “Clipscore: A reference-free evaluation metric for image captioning,” *arXiv preprint arXiv:2104.08718*, 2021.
- [55] Z. Wang, A. C. Bovik, H. R. Sheikh, and E. P. Simoncelli, “Image quality assessment: from error visibility to structural similarity,” *IEEE TIP*, vol. 13, no. 4, pp. 600–612, 2004.
- [56] Y. Huang, T. Y. Zhuo, Q. Xu, H. Hu, X. Yuan, and C. Chen, “Training-free lexical backdoor attacks on language models,” in *Proceedings of WWW*, 2023, pp. 2198–2208.