

Thermalization of a Closed Sachdev-Ye-Kitaev System in the Thermodynamic Limit

Santiago Salazar Jaramillo,^{1,*} Rishabh Jha,^{1,†} and Stefan Kehrein^{1,‡}

¹*Institute for Theoretical Physics, Georg-August-Universität Göttingen,
Friedrich-Hund-Platz 1, 37077 Göttingen, Germany*

The question of thermalization of a closed quantum systems is of central interest in non-equilibrium quantum many-body physics. Here we present one such study analyzing the dynamics in a closed coupled Majorana SYK system. We have a large- q SYK model prepared initially at equilibrium quenched by introducing a random hopping term, thus leading to non-equilibrium dynamics. We find that the final stationary state reaches thermal equilibrium with respect to the Green's functions and energy. Accordingly, the final state is characterized by calculating its final temperature and the thermalization rate. We provide a detailed review of analytical methods and derive the required Kadanoff-Baym equations which are then solved using the algorithm developed in this work. Our results display rich thermalization dynamics in a closed quantum system in the thermodynamic limit.

I. INTRODUCTION

The Sachdev-Ye-Kitaev (SYK) model, originally proposed by Sachdev and Ye for spins [1], and later modified by Kitaev for fermions [2], has garnered significant attention since its conception due to its unusual properties. Condensed matter theory is replete with models containing quasiparticles [3], however it has been shown that the SYK model doesn't have such a description [4]. At the same time, the model is non-integrable and maximally chaotic [5] (in the sense that it saturates the Maldacena-Shenker-Stanford bound of chaos [6]) while being exactly solvable in the large- N limit, where N is the number of sites. This means that the saddle point equations, namely the Schwinger-Dyson equations, have a closed form for its self-energy, allowing for full treatment of the diagrammatic expansion *in the thermodynamic limit* [7]. Furthermore, its Green's function exhibits conformal symmetry in the low-temperature (and strong coupling) limit which allows for a holographic mapping to the gravity dual [8].

The standard SYK model is written for Majorana fermions, including the one considered in this work, but has also been generalized to complex Dirac fermions which at half-filling reduces to the Majorana case [9]. Usually, two-body interactions are considered but the model can be generalized to $q/2$ body interactions [5], where the large- q limit allows for further analytical tractability in the solutions of the general Schwinger-Dyson equations. This limit, is justified as it has been shown for transport properties in Ref. [10] that the large- q limit results qualitatively matches with finite- q ones. Due to its all-to-all random coupling, the model is effectively a zero spatial dimensional model, however lattices can be constructed out of the SYK dots in higher spatial dimensions [11–13].

This work addresses the question of thermalization in a closed SYK system in the thermodynamic limit. Thermalization in closed quantum systems has been an area of intense research which tries to address the question of how thermal equilibrium, in accordance with the laws of statistical physics, is achieved during quantum unitary time evolution [14]. One of the modern cornerstones is the Eigenstate Thermalization Hypothesis (ETH) as pioneered by Srednicki and Deutsch [15–18], which provides a sufficient condition for thermalization. Whether ETH serves as a necessary condition or not remains an area of intense research [19]. For this reason, any analytically solvable model (such as the SYK) that is non-integrable and maximally chaotic, plays a significant role in addressing the question of thermalization. Since the SYK model allows for full treatment in the thermodynamic limit, it is an attractive choice for the study of such effects. The thermalization in SYK model from the perspective of ETH has been studied in Refs. [20–22] where they find that $q/2$ -body interacting SYK model with $q > 2$ indeed is an ergodic model. Furthermore, both Majorana and complex SYK models in large- q limit have been shown to present instantaneous thermalization with respect to the Green's functions, when quenching to a single-term Hamiltonian in the final state [23, 24]. Other (quench) dynamics inducing non-equilibrium behaviors and the consequent approach towards thermalization are studied in Refs. [25–28] where connections to holography have been attempted and studied in Refs. [29–32].

Thermalization in closed quantum systems is heavily studied both in cold atomic gases [33–35] as well as in the foundational issues of quantum statistical mechanics [19]. Nonetheless, most quantum systems that can be studied in the thermodynamic limit belong to the class of quantum integrable models which do not thermalize [36]. The approaches for quantum ergodic systems are severely impeded due to lack of analytical tractability of models [37] thereby resorting to numerical techniques accompanied by extrapolation to the thermodynamic limit. A method that has been developed to deal with this issue, is that of non-equilibrium dynamical mean-field theory [37–41]

* s.salazarjaramillo@stud.uni-goettingen.de

† rishabh.jha@uni-goettingen.de

‡ stefan.kehrein@theorie.physik.uni-goettingen.de

where the problem of lattices are mapped onto a self-consistent impurity problem, avoiding finite-size effects. Although, this becomes exact only in infinite dimensions [42, 43], it still provides a useful *approximation* for three dimensional systems in the thermodynamic limit but fails for lower dimensional systems [37]. Other thermalization studies that are exact in finite-dimensional systems tend to have instantaneous thermalization in the thermodynamic limit [23, 24]. These limitations and difficulties highlight the importance of our work: we study the thermalization of a closed quantum system in the thermodynamic limit where analytical equations obtained are exact in nature that we proceed to solve numerically. We further quantify finite thermalization rates as well as final temperatures for the quench dynamics.

In this work, we combine two Majorana SYK terms and study its thermalization properties from quench-induced non-equilibrium dynamics. The first term is a large- q SYK model (referred to as SYK $_q$) [5], initially prepared in equilibrium, while the second one is a random hopping Hamiltonian (referred to as SYK $_2$) [29, 44], which is switched on at $t = 0$. As expected, the quenches leading to a single final term (either SYK $_q$ or SYK $_2$) in the Hamiltonian, instantaneously thermalizes with respect to the Green's function [23]. However, we find that combining both the terms leads to finite thermalization time and the corresponding rich thermalization dynamics. The Kadanoff-Baym equations derived for this system are highly nonlinear and non-Markovian integro-differential equations whose solutions cannot be obtained under general conditions. Yet, we present two limiting cases which can indeed be solved analytically and serve as useful benchmarks for numerical calculations.

Given the significant computational difficulty of obtaining these numerical solutions [37], we develop our own numerical integrator based on a predictor-corrector algorithm [45] and an analysis scheme to estimate the final temperature and thermalization rate. To help with our analyses, we also track the time dependent energy over the entire duration of the dynamical relaxation. Using these tools, we find that the Kadanoff-Baym solutions for the Green's functions do indeed reach a stationary state which we establish to correspond to thermal equilibrium and there emerges a complicated dependence of the thermalization rate on the final temperature. We now proceed to present the main results of this work as well as the structure of the paper.

A. Summary and results

The closed Majorana SYK model considered here, consists of a large- q SYK term (the so-called “interaction” term) and a random hopping term (the so-called “kinetic” term). The interaction term is initialized in equilibrium and the kinetic term is switched on at time $t = 0$, which induces the non-equilibrium dynamics. We refer to this procedure as the “mixed quench” throughout this

work.

The model is presented in Section II. We analyze the non-equilibrium dynamics in real time using the Kadanoff-Baym equations. Accordingly, we review the mathematical formalism of Keldysh formulation and derive the associated equations in the thermodynamic limit in Section III. Appendices B - F compliment the main text where we provide detailed steps for all calculations involved. Afterwards, having obtained the Kadanoff-Baym equations for the general non-equilibrium case, they are reduced to the mixed quench case. These equations are highly nonlinear and non-Markovian in nature, thereby limiting the possibility of obtaining analytic solutions. However, in Section III E we present two limiting cases of the mixed quench whose solutions can indeed be obtained analytically. These serve as useful benchmarks for the numerical computation to follow. Then we proceed to the general case of mixed quench where we resort to numerically solving the non-equilibrium Kadanoff-Baym equations. The system is specified by the initial temperature and the quench parameter (which is the strength of the kinetic term that is switched on at $t = 0$). First, we present an intuitive picture by providing visualizations of the non-equilibrium dynamics in Section V. Then we quantify these observations in Section VI, where we show that the solution to the Kadanoff-Baym equations indeed reaches a stationary state corresponding to thermal equilibrium. Implying that we observe thermalization in real time in the thermodynamic limit for our (quenched) closed SYK system.

We study the dependence of these final equilibrium states on the initial temperatures and the quench parameters, by calculating their final temperatures and thermalization rates. Our results show that, as expected, stronger quenches lead to higher final temperatures, eventually reaching the infinite temperature regime. On the other hand, we find a complicated dependence of the thermalization rates on the final temperature. For strong quenches, we find that thermalization is achieved in fairly short timescales. However, for weaker quenches, the thermalization rates quickly become several orders of magnitude smaller. This agrees with the expectation that lower final temperatures/weaker quenches thermalizes slower than higher final temperatures/stronger quenches. This behavior is more pronounced if we start from a higher initial temperature but the effect persists even in systems initiated close to the ground state.

Appendices G and H further support the claims presented in the main text for other values of quench conditions. We conclude and discuss the outlook in Section VII.

II. MODEL

We consider the time-dependent mixed SYK model whose Hamiltonian is given by

$$\begin{aligned} \mathcal{H}(t) &= \iota^{q/2} \sum_{\{i_q\}_{\leq}} j_{q;\{i_q\}} f_q(t) \psi_{i_1} \dots \psi_{i_q} \\ &\quad + \iota \sum_{\{l_2\}_{\leq}} j_{2;\{l_2\}} f_2(t) \psi_{l_1} \psi_{l_2} \\ &= \text{SYK}_q + \text{SYK}_2, \end{aligned} \quad (1)$$

where the first term is the interaction term while the second term is the (quadratic) kinetic term (also known as random hopping term) and q is an even number. Here $f_q(t)$ and $f_2(t)$ are arbitrary functions of time t and the Majorana fields ψ are also time-dependent. We introduce the following notation that is also used above:

$$\begin{aligned} \{i_q\}_{\leq} &\equiv 1 \leq i_1 < i_2 < \dots < i_q \leq N, \\ \{l_2\}_{\leq} &\equiv 1 \leq l_1 < l_2 \leq N \end{aligned} \quad (2)$$

where N is the total number of sites and q denotes the $q/2$ -body interaction in the system. Here $j_{q;\{i_q\}}$ and $j_{2;\{l_2\}}$ denote the coupling strengths of the interaction term and the kinetic term, respectively. To clarify the notation, we have clubbed the indices $\{i_q\} = \{i_1, i_2, \dots, i_{q-1}, i_q\}$ and therefore the interacting strength and the kinetic strength read respectively as

$$\begin{aligned} j_{q;\{i_q\}} &\equiv j_{q;i_1, i_2, \dots, i_q} \\ j_{2;\{l_2\}} &\equiv j_{2;l_1, l_2}. \end{aligned} \quad (3)$$

Here q and 2 are before the semi-colon are labels referring to the interaction and kinetic terms, while the remaining symbols after the semi-colon ($:$) are indices which are summed over under the constraint $\{i_q\}_{\leq}$ and $\{l_2\}_{\leq}$ as defined in Eq. (2).

As is usual for SYK-like models [5], j_q and j_2 are independent random numbers that introduce disorder in the system and follow a Gaussian distribution with means

$$\langle j_q \rangle = 0, \quad \langle j_2 \rangle = 0, \quad (4)$$

and variances

$$\begin{aligned} \langle j_q^2 \rangle &= \frac{J_q^2 (q-1)!}{N^{q-1}} = \frac{\mathcal{J}_q^2 q!}{N^{q-1} 2^{1-q} q^2} \\ \langle j_2^2 \rangle &= \frac{J_2^2}{N} = \frac{2\mathcal{J}_2^2}{Nq} \end{aligned} \quad (5)$$

where we have introduced new rescaled couplings

$$\mathcal{J}_q^2 \equiv 2^{1-q} q J_q^2, \quad \mathcal{J}_2^2 \equiv 2^{-1} q J_2^2 \quad (6)$$

in order to induce competition between the two terms in the Hamiltonian [13]. Therefore, j_q and j_2 are drawn

from the two *normalized* Gaussian distributions given by

$$\begin{aligned} \mathcal{P}_q[j_{q;\{i_q\}}] &= \sqrt{\frac{N^{q-1} q^{2-2q}}{\pi \mathcal{J}_q^2 q!}} \exp\left(\frac{1}{2\langle j_q^2 \rangle} \sum_{\{i_q\}_{\leq}} j_{q;\{i_q\}}^2\right) \\ \mathcal{P}_2[j_{2;\{l_2\}}] &= \sqrt{\frac{Nq}{4\pi \mathcal{J}_2^2}} \exp\left(\frac{1}{2\langle j_2^2 \rangle} \sum_{\{l_2\}_{\leq}} j_{2;\{l_2\}}^2\right). \end{aligned} \quad (7)$$

To simplify the equations, the time dependent functions $f_q(t)$ and $f_2(t)$ in the Hamiltonian in Eq. (1) are absorbed into the newly introduced coupling constants $\mathcal{J}_q(t)$ and $\mathcal{J}_2(t)$, thereby making them time-dependent. Their explicit time-dependence in this work is chosen as

$$\mathcal{J}_q(t) = \mathcal{J}_q, \quad \mathcal{J}_2(t) = \mathcal{J}_2 \Theta(t) \quad (8)$$

where the interaction and kinetic strengths on the right-hand side (\mathcal{J}_q and \mathcal{J}_2 , respectively) are time-independent. This choice represents a system with an initial single large- q Hamiltonian, that is quenched at $t = 0$ by suddenly turning on a kinetic contribution and keeping both terms constant at subsequent times. Since the large- q SYK model is known to instantaneously thermalize, both for Majorana and complex fermions [23, 24], the Hamiltonian in Eq. (1) is in equilibrium for $t < 0$ (due to the choice of the coupling strengths made in Eq. (8)) and quenching the kinetic term at $t = 0$ leads to a non-equilibrium behavior. Similar setups in the large- q limit have been studied in Refs. [23, 24] and have been shown to present instantaneous thermalization when quenching to a *single term* in the post-quench Hamiltonian. By contrast, the quench to the *two-term* Hamiltonian described above, referred to as the *mixed quench*, presents rich relaxation dynamics which are the focus of the present work and the results are summarized in Section IA.

However before presenting these results, the following section gives an overview of the derivation of the Kadanoff-Baym (KB) equations in the thermodynamic limit for a more general situation with arbitrary time-dependence in the couplings. To this end, we present the Keldysh formulation and the derivation of the Schwinger-Dyson equations from disorder-averaged partition function.

III. ANALYTICAL METHODS

In this section, we apply the Keldysh formalism to derive the saddle-point equations in the thermodynamic limit (the so-called Schwinger-Dyson equations), which ultimately yield the Kadanoff-Baym equations. We will make use of two limits as is prevalent for SYK-like systems [5, 7, 23, 24], namely $N \rightarrow \infty$ (ignoring all $\mathcal{O}(1/N)$ corrections) followed by the large- q limit (where we ignore all $\mathcal{O}(1/q^2)$ corrections). We provide a self-contained review in Appendix A of the methods and the analytical results used in the numerical implementation in this

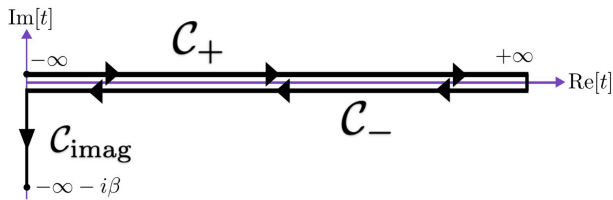


Figure 1: Sketch of the Schwinger-Keldysh contour $\mathcal{C} = \mathcal{C}_+ + \mathcal{C}_- + \mathcal{C}_{\text{imag}}$. The real time forwards and backwards paths go between $-\infty$ to $+\infty$ and are followed by the imaginary time branch which represents the equilibrium state. The branches running from $-\infty$ to $+\infty$ are purely real and are shifted above and below the axis only for visualization purposes. The points on the vertical contour comes later than points lying on both the forward and the backward horizontal contours.

work. Detailed derivations are shifted to other appendices that have been cited at appropriate places.

The Keldysh plane is represented in Fig. 1 where the x- and y-axes are real and imaginary times axes respectively. The path shown through arrows is called the *contour* \mathcal{C} and it is divided into three parts: $\mathcal{C} = \mathcal{C}_+ + \mathcal{C}_- + \mathcal{C}_{\text{imag}}$. The imaginary part (vertical contour) of the contour represents the system that reaches equilibrium after the real time dynamics (horizontal contour). As mentioned in Appendix B, if the system is prepared in equilibrium in the infinite past ($t_0 \rightarrow -\infty$) then, due to the Bogoliubov's principle of weakening of initial correlations, the imaginary part is deprecated. Having prepared the large- q SYK Hamiltonian at equilibrium in the infinite past, this principle is employed throughout this work. Therefore the contour becomes $\mathcal{C} = \mathcal{C}_+ + \mathcal{C}_-$.

The structure of this section and the corresponding Appendix A are as follows. In Appendix A 1, we review the basis of our calculations, namely the Keldysh path integral formulation and the associated partition function/generating functional that handles the non-equilibrium setup in real time. Then we evaluate the disorder-averaged partition function in Appendix A 2 and calculate the saddle point equations (also known as the Schwinger-Dyson equations) in the large- N limit. We introduce the Green's functions in Keldysh contour in Appendix A 3 and use them to derive the Kadanoff-Baym

equations from the Schwinger-Dyson equations in Section III A in the main text. Finally we make use of the large- q limit and introduce the large- q ansatz for the Green's function in Section III B and simplify the Kadanoff-Baym equations to leading order in $1/q$. We analyze the equilibrium condition in Section III C and calculate the energy in the Keldysh contour in Section III D. Finally after developing the entire formalism, we test our equations for two limiting cases in Section III E whose solutions can be obtained analytically. These will later also serve as useful benchmarks for our numerical implementation.

A. Kadanoff-Baym equations

With the real time Green's functions, the Schwinger-Dyson equations in Eq. (A10) can be analytically continued to real time using the *Langreth rules*. This leads to a set of nonlinear, non-Markovian partial differential equations known as the *Kadanoff-Baym equations* [46–48]. We provide a derivation of the Kadanoff-Baym equations starting from the Schwinger-Dyson equations in Appendix D where we employ the Langreth rules which are briefly introduced in Appendix E.

The complete set of Kadanoff-Baym equations in the most general conditions is given by Eq. (D8). These are a set of coupled differential equations of motion for the set of Green's functions $\mathcal{G}^>(t_1, t_2)$ and $\mathcal{G}^<(t_1, t_2)$. The definitions of Green's functions are provided in Appendix A 3. The general conjugate relation in Eq. (A16) already simplifies the computational complexity [26, 45] significantly, as only one Kadanoff-Baym equation is needed for $\mathcal{G}^>(t_1, t_2)$ and $\mathcal{G}^<(t_1, t_2)$ each, the other one is obtained by this conjugate relation. In addition, the Majorana fermions introduce further simplifications via the conjugate property in Eq. (A17). Thus, in the Majorana case only a single Kadanoff-Baym equation is sufficient to find both $\mathcal{G}^>(t_1, t_2)$ and $\mathcal{G}^<(t_1, t_2)$. Furthermore, the Majorana self-energy $\Sigma(t_1, t_2)$ satisfies the same decomposition and the corresponding relations [49]. As mentioned in Appendix D, we choose to solve for $\mathcal{G}^>(t_1, t_2)$ from the Kadanoff-Baym equation

$$i\partial_{t_1}\mathcal{G}^>(t_1, t_2) = \int_{-\infty}^{\infty} dt_3 (\Sigma^R(t_1, t_3)\mathcal{G}^>(t_3, t_2) + \Sigma^>(t_1, t_3)\mathcal{G}^A(t_3, t_2)). \quad (9)$$

For our system, as derived in Appendix D, it takes the more specific form

$$\begin{aligned}
i\partial_{t_1}\mathcal{G}^>(t_1, t_2) = & \int_{-\infty}^{t_1} dt_3 \left\{ -\frac{(-1)^{q/2}}{2^{1-q}q} \mathcal{J}_q(t_1) \mathcal{J}_q(t_3) \left[G^>(t_1, t_3)^{q-1} - G^<(t_1, t_3)^{q-1} \right] G^>(t_3, t_2) \right. \\
& + \frac{2}{q} \mathcal{J}_2(t_1) \mathcal{J}_2(t_3) \left[G^>(t_1, t_3) - G^<(t_1, t_3) \right] G^>(t_3, t_2) \left. \right\} \\
& + \int_{-\infty}^{t_2} dt_3 \left\{ \frac{(-1)^{q/2}}{2^{1-q}q} \mathcal{J}_q(t_1) \mathcal{J}_q(t_3) G^>(t_1, t_3)^{q-1} \left[G^>(t_3, t_2) - G^<(t_3, t_2) \right] \right\} \\
& - \frac{2}{q} \mathcal{J}_2(t_1) \mathcal{J}_2(t_3) G^>(t_1, t_3) \left[G^>(t_3, t_2) - G^<(t_3, t_2) \right] \left. \right\}.
\end{aligned} \tag{10}$$

It is important to highlight that, due to the integrals on the right-hand side, the solution of Eq. (10) at each bi-local time (t_1, t_2) depends on all of the past points in time. This type of integro-differential equation (IDE) is referred to as a Volterra IDE; all Kadanoff-Baym equations follow this general form. This non-Markovian nature makes obtaining numerical solutions specially challenging [37], however, in the following we demonstrate how introducing the large- q expansion further reduces the computational complexity.

B. Large- q Green's function ansatz

Having taken the large- N limit while deriving the Schwinger-Dyson equations in Eq. (A10), it is now possible to take the large- q limit starting with the exponential ansatz [5, 23]

$$\mathcal{G}^>(t_1, t_2) = -\frac{i}{2} e^{g(t_1, t_2)/q} \tag{11}$$

where $g = \mathcal{O}(q^0)$ and satisfies the boundary condition and conjugation property (Eq. (A16))

$$g(t, t) = 0, \quad g(t_1, t_2)^* = g(t_2, t_1) \tag{12}$$

respectively (Majorana or otherwise, in or out-of-equilibrium). For Majorana fermions specifically, the conjugate relation (Eq. (A17)) yields

$$\mathcal{G}^<(t_1, t_2) = \frac{i}{2} e^{g(t_1, t_2)^*/q}. \tag{13}$$

The KMS condition for the Green's function is then given by

$$g(t) = g(-t - i\beta_f), \tag{14}$$

where β_f corresponds to the inverse temperature (see Eq. (C.1) in Ref. [50] and use Eqs. (11), (12) and (13) from above where $t \equiv t_1 - t_2$). In the large- q limit, from the expansion $e^{g/q} = 1 + g/q + \mathcal{O}(1/q^2)$ only the terms to first order in $1/q$ are kept. Substituting in Eq. (10) and simplifying to first order in $1/q$ results in

$$\begin{aligned}
\partial_{t_1}g(t_1, t_2) = & - \int_{-\infty}^{t_1} dt_3 \left\{ \mathcal{J}_q(t_1) \mathcal{J}_q(t_3) \left[e^{g(t_1, t_3)} + e^{g^*(t_1, t_3)} \right] + 2\mathcal{J}_2(t_1) \mathcal{J}_2(t_3) \right\} \\
& + \int_{-\infty}^{t_2} dt_3 \left\{ 2\mathcal{J}_q(t_1) \mathcal{J}_q(t_3) e^{g(t_1, t_3)} + 2\mathcal{J}_2(t_1) \mathcal{J}_2(t_3) \right\}.
\end{aligned} \tag{15}$$

where we used the fact that q is even in, e.g. $(-1)^{q/2}q = (-1)^{q/2} (q^2)^{q/2} = (-1)^q = 1$. Conveniently, as a result of the large- q simplification, the only dependence on t_2 is found on the integral limits of the second term on the right-hand side. Furthermore, notice that Eq. (15) is valid only when $t_1 \geq t_2$ due to the definition of the greater Green's function $\mathcal{G}^>(t_1, t_2)$. Thus, only Eq. (15) need be solved, in order to find the full Green's function. Additionally, this equation also produces the equilibrium states of the system as is shown next.

C. Equilibrium

It is known that in equilibrium, the Green's function becomes stationary in the sense that it becomes dependent only upon time differences. Imposing the equilibrium condition $g(t, t') = g(t - t')$ in Eq. (15), assuming that the coupling constants \mathcal{J}_q and \mathcal{J}_2 are time-independent, the partial differential equation

$$\partial_{t_2} \partial_{t_1} g(t_1, t_2) = 2\mathcal{J}_q^2 e^{g(t_1, t_2)} + 2\mathcal{J}_2^2 \tag{16}$$

is obtained. Here, the second time derivative of Eq. (15) with respect to time t_2 is calculated using Leibniz integral rule. Substituting $(t_1, t_2) \rightarrow (t_1 - t_2)$ and $t_1 - t_2 = t$ gives

the *equilibrium ordinary differential equation*

$$\frac{d^2 g(t)}{dt^2} = -2\mathcal{J}_q^2 e^{g(t)} - 2\mathcal{J}_2^2. \quad (17)$$

Unfortunately, no analytical solution is known for this differential equation, but its numerical solutions will later be useful in determining whether the solution obtained for the general non-equilibrium Kadanoff-Baym equation in Eq. (15) eventually reaches equilibrium.

This equation is formulated in real time t but can be re-casted in terms of imaginary time (since this is an equilibrium situation) to make the temperature dependence more explicit. We use the analytic continuation [5]

$$\frac{\tau}{\beta_f} \longrightarrow \frac{it}{\beta_f} + \frac{1}{2} = x + \frac{1}{2} \quad (18)$$

where β_f is the inverse of the final temperature (technically, the final temperature is $\mathcal{J}_q\beta_f$ but we will take \mathcal{J}_q as constant throughout this work). The new Green's function in imaginary time is also obtained by analytic continuation via $\tilde{g}(x) \equiv g(t \rightarrow -i\beta_f x)$, resulting in a real-valued function and of order $\mathcal{O}(q^0)$ in the large- q limit. We can use the KMS relation in Eq. (14) and the definition $\tilde{g}(x) = g(-i\beta_f x)$ to get: $\tilde{g}(-x + 1) = \tilde{g}(x)$. This implies that $\tilde{g}(x)$ is axially symmetric around $x = 1/2$. Then Eq. (17) takes the dimensionless form

$$\frac{d^2 \tilde{g}(x)}{dx^2} = 2(\beta_f \mathcal{J}_q)^2 e^{\tilde{g}(x)} + 2(\beta_f \mathcal{J}_2)^2, \quad (19)$$

where the Green's function $\tilde{g}(x)$ also satisfies the following boundary conditions [51]:

$$\tilde{g}(0) = \tilde{g}(1) = 0. \quad (20)$$

Clearly $d^2 \tilde{g}(x)/dx^2 > 0$ for non-vanishing values of \mathcal{J}_2 , \mathcal{J}_q and β_f , which implies that $\tilde{g}(x)$ is strictly concave. This together with the boundary conditions imply that $\tilde{g} \leq 0$, with only one minima appearing at $x = 1/2$ due to the axial symmetry noted above.

The numerical solution of Eq. (15) is the focus of this work, since other quantities can be obtained from it. In the following section, we derive an expression for the energy purely in terms of the Green's function, which is valid in the non-equilibrium setting of the mixed quench. This will allow us later to estimate the final thermalization temperature as well as the thermalization rate of the mixed quench.

D. Energy in the Keldysh contour

In the Keldysh formalism, the expectation values of an observable can be calculated from the functional derivatives of the partition function [26, 52] by introducing the conjugate field $\eta(t)$ as explained in Appendix B and mentioned above in Eq. (A3). The properly scaled energy operator is

$$E(t_1) = q^2 \langle \hat{\mathcal{O}}(t_1) \rangle = q^2 \langle H(t_1) \rangle \quad (21)$$

where $H(t) = \int dt \mathcal{H}(t)$ ($\mathcal{H}(t)$ is given in Eq. (1)). Without loss of generality, we chose time t_1 on the backward contour, namely $t_1 \in \mathcal{C}_-$ (see supplemental material of Ref. [26]). As mentioned before, in the SYK, the observables are all obtained from the disordered averaged generating functional. This averaging procedure for $\mathcal{Z}[\eta]$ is carried out in much the same way as in Appendix C for the partition function. In this section, we highlight the main steps, starting from the definition of the generating functional

$$\mathcal{Z}[\eta] = \int D\psi_i \exp\{iS + iS_\eta\} \quad (22)$$

where S is the bare action given in Eq. (A2) and S_η is the perturbed action given by $S_\eta = -\int dt \eta(t) \mathcal{H}(t)$. Then the averaged generating functional is given by

$$\overline{\mathcal{Z}}[\eta] = \int \mathcal{D}j_q \mathcal{D}j_2 \mathcal{P}_q[j_q] \mathcal{P}_2[j_2] \mathcal{Z}[\eta] \quad (23)$$

where $\mathcal{P}[j_q]$ and $\mathcal{P}[j_2]$ are the Gaussian distributions in Eq. (7) from which the coupling constants j_q and j_2 are derived in the Hamiltonian, respectively. Re-doing the calculation and introducing the two bi-local fields, namely the Green's function (Eq. (A5)) and the self-energy via Eq. (A6), we get

$$\overline{\mathcal{Z}}[\eta] = \exp [iN \overline{\mathcal{S}}[\mathcal{G}, \Sigma] + iN \overline{\mathcal{S}}_\eta[\mathcal{G}, \Sigma, \eta]] \quad (24)$$

where $\overline{\mathcal{S}}[\mathcal{G}, \Sigma]$ is the same as in Eq. (A2) and $\overline{\mathcal{S}}_\eta[\mathcal{G}, \Sigma, \eta]$ contains all dependencies on $\eta(t)$. Using the large- q ansatz for the Green's function from Section III B, we get the following energy density at large- q :

$$\mathcal{E}(t_1) = \frac{E(t_1)}{N} = \text{Im} \left\{ \int_{-\infty}^{t_1} dt_2 \left(\mathcal{J}_q(t_1) \mathcal{J}_q(t_2) e^{g(t_1, t_2)} + \mathcal{J}_2(t_1) \mathcal{J}_2(t_2) g(t_1, t_2) \right) \right\} + \mathcal{O}(1/q) \quad (25)$$

where we can separate the interacting and kinetic energy densities $\mathcal{V}(t_1)$ and $\mathcal{K}(t_1)$ respectively as

$$\begin{aligned} \mathcal{V}(t_1) &= \text{Im} \int_{-\infty}^{t_1} dt_2 \mathcal{J}_q(t_1) \mathcal{J}_q(t_2) e^{g(t_1, t_2)} + \mathcal{O}\left(\frac{1}{q}\right) \\ \mathcal{K}(t_1) &= \text{Im} \int_{-\infty}^{t_1} dt_2 \mathcal{J}_2(t_1) \mathcal{J}_2(t_2) g(t_1, t_2) + \mathcal{O}\left(\frac{1}{q}\right). \end{aligned} \quad (26)$$

The detailed calculations involved in obtaining these energies, are included in Appendix F.

The expectation values of the energies, together with the large- q Kadanoff-Baym equation in Eq. (15) are the main objects of study for this research. Using these, we are able to obtain all the quantities relevant to the thermalization of our system. We emphasise that the entire formalism in this section has been developed without assuming any particular form for the coupling constants $\mathcal{J}_q(t)$ and $\mathcal{J}_2(t)$. We now proceed to present two analytically solvable cases, by choosing explicit forms for their

time dependence: a single large- q SYK term in equilibrium as well as a quench to a single random-hopping Hamiltonian. Both represent limiting cases of the mixed quench as presented in the following sections and will further serve us to benchmark its numerical solution.

E. Limiting Cases

We consider two analytically solvable limiting cases here, namely (1) a single large- q SYK model in equilibrium where $\mathcal{J}_q(t) = \mathcal{J}_q$ and $\mathcal{J}_2(t) = 0$, as well as (2) a quench to a single kinetic term where $\mathcal{J}_q(t) = \Theta(-t)\mathcal{J}_q$ and $\mathcal{J}_2(t) = \Theta(t)\mathcal{J}_2$, referred to as the *kinetic quench*.

1. Limiting case 1: $\mathcal{J}_q(t) = \mathcal{J}_q$ and $\mathcal{J}_2(t) = 0$

In this case, we have a single large- q Majorana SYK Hamiltonian with time-independent coupling \mathcal{J}_q , corresponding to a mixed quench where $\mathcal{J}_2 \ll \mathcal{J}_q$. A single large- q SYK model has been studied in the literature and has been shown to thermalize instantly with respect to the Green's functions both for the Majorana as well as the complex cases [23, 24]. As stated above, we set up the initial state in equilibrium in the infinite past and remain as such throughout the time evolution to the infinite future. Therefore the Kadanoff-Baym equation in Eq. (15) reduces to

$$\begin{aligned} \partial_{t_1} g(t_1, t_2) = & - \int_{-\infty}^{t_1} dt_3 \mathcal{J}_q^2 \left[e^{g(t_1, t_3)} + e^{g^*(t_1, t_3)} \right] \\ & + \int_{-\infty}^{t_2} dt_3 2 \mathcal{J}_q^2 e^{g(t_1, t_3)} \end{aligned} \quad (27)$$

Then we impose the equilibrium condition as explained in Section III C to get the second-order ordinary differential equation

$$\frac{d^2 g(t)}{dt^2} = -2\mathcal{J}_q^2 e^{g(t)}. \quad (28)$$

where $g(t)$ satisfies the initial condition $g(0) = 0$. This can be analytically solved and the solution is given by

$$g(t) = \log \left\{ \frac{c_1}{4\mathcal{J}_q^2} \left(1 - \tanh^2 \left(\frac{1}{2} \sqrt{c_1(t + c_2)^2} \right) \right) \right\} \quad (29)$$

where c_1 and c_2 are integration constants that are determined by the initial condition. It is convenient to redefine them as

$$\sigma \equiv \sqrt{c_1}/2, \quad \theta \equiv \frac{-ic_2\sqrt{c_1}}{2} \quad (30)$$

such that the initial condition $g(0) = 0$ becomes

$$\cos \theta = \frac{\sigma}{\mathcal{J}_q} \quad (31)$$

which indicates that σ is bounded by the coupling constants, $-\mathcal{J}_q \leq \sigma \leq +\mathcal{J}_q$. The solution in Eq. (29) takes the form

$$g(t) = 2 \log \left\{ \frac{\sigma}{\mathcal{J}_q} \operatorname{sech}(i\theta + \sigma t) \right\}. \quad (32)$$

It is clear that the initial state is completely determined by the ratio σ/\mathcal{J}_q . Moreover, the temperature of the system can be determined by applying the KMS condition for the Green's function given in Eq. (14). A quick check shows that if

$$\mathcal{J}_q \beta_f = 2 \frac{\theta}{\sigma/\mathcal{J}_q} \quad (33)$$

then $g(t)$ fulfills KMS. Since $\theta = \cos^{-1}(\sigma/\mathcal{J}_q)$, we further restrict σ as $0 \leq \sigma \leq \mathcal{J}_q$ for the temperature to remain always positive where we use the identity $\cos^{-1}(-x) = \pi - \cos(x)$ for $x \in [-1, 1]$.

The corresponding energy is obtained by plugging Eq. (32) into Eq. (25), changing bi-local $(t_1, t_2) \rightarrow (t_1 - t_2)$, substituting $t_1 - t_2 = t$ that changes the integration limit from 0 to $+\infty$, resulting in

$$\mathcal{E} = -\sigma \tan \theta = -\mathcal{J}_q \sqrt{1 - \left(\frac{\sigma}{\mathcal{J}_q} \right)^2}, \quad (34)$$

where all time dependency has been integrated out. This equation indicates that the energy is bounded from above by zero, with the zero temperature ($\beta_f \rightarrow \infty$) being the ground state at energy density $\mathcal{E} = -1$ ($\sigma/\mathcal{J}_q = 0$) and its maximum value being $\mathcal{E} = 0$ at infinite temperature ($\sigma/\mathcal{J}_q = 1$).

The large- q SYK in equilibrium is both a limiting case and the initial state of the system for the mixed and kinetic quench as will now be proceeding to.

2. Limiting case 2: $\mathcal{J}_q(t) = \Theta(-t)\mathcal{J}_q$ and $\mathcal{J}_2(t) = \Theta(t)\mathcal{J}_2$

The so called kinetic quench consists of an initial large- q SYK term in equilibrium, which is quenched at $t = 0$ to a single random-hopping term. This case corresponds to the mixed quench where the final state is dominated by the kinetic term. Due to the quench, the Kadanoff-Baym equations have to be broken up into four quadrants in the two-time plane: Quadrant A, where $t_1, t_2 \geq 0$; Quadrant B, where $t_1 \leq 0, t_2 \geq 0$; Quadrant C, where $t_1, t_2 \leq 0$ and Quadrant D; where $t_1 \geq 0, t_2 \leq 0$. Each quadrant has to be solved separately, and afterwards the integration constants are found by demanding consistency at the boundaries. A schematic can be found in Fig. 2.

Now we start to solve the system in all four quadrants. Quadrant C is the initial equilibrium large- q SYK, so its solution $g_c(t_1, t_2)$ is just given by Eq. (32) where $t \rightarrow (t_1 - t_2)$, with initial temperature β_0 and energy \mathcal{E}_0 given by Eqs. (33) and (34).

On the other hand, quadrants D and B are not in equilibrium, therefore the integro-differential equation

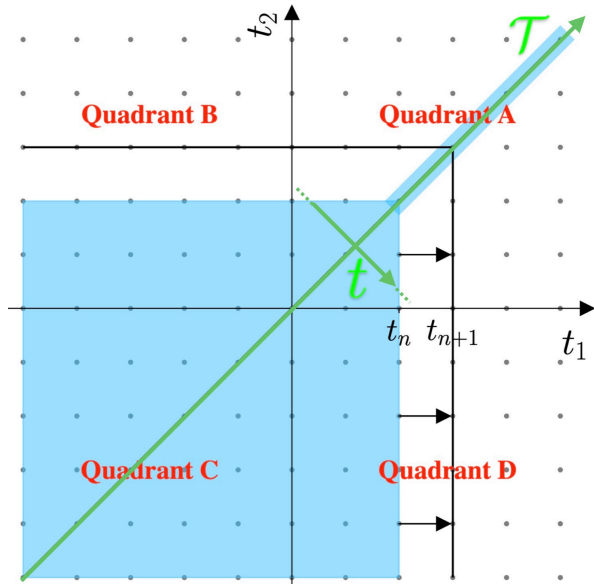


Figure 2: Sketch of the fan-like propagation in the two time plane induced by *causal stepping* as introduced in Section IV. All points inside the blue shaded areas are known. The time coordinates (\mathcal{T}, t) are the Wigner coordinates defined in Eq. (63).

$$\begin{aligned} \partial_{t_1} g(t_1, t_2) = & - \int_{-\infty}^0 dt_3 \left\{ \mathcal{J}_q(t_1) \mathcal{J}_q(t_3) \left[e^{g(t_1, t_3)} + e^{g^*(t_1, t_3)} \right] + 2\mathcal{J}_2(t_1) \mathcal{J}_2(t_3) \right\} \\ & - \int_0^{t_1} dt_3 \left\{ \mathcal{J}_q(t_1) \mathcal{J}_q(t_3) \left[e^{g(t_1, t_3)} + e^{g^*(t_1, t_3)} \right] + 2\mathcal{J}_2(t_1) \mathcal{J}_2(t_3) \right\} \\ & + 2 \int_{-\infty}^{t_2} dt_3 \left\{ \mathcal{J}_q(t_1) \mathcal{J}_q(t_3) e^{g(t_1, t_2)} + \mathcal{J}_2(t_1) \mathcal{J}_2(t_3) \right\}, \end{aligned} \quad (35)$$

to finally get $\partial_{t_1} g_D(t_1, t_2) = -2\mathcal{J}_2^2 t_1$ that gives

$$g_D(t_1, t_2) = -\mathcal{J}_2^2 t_1^2 + D(t_2). \quad (36)$$

Here the integration constant is found from the boundary condition $g_D(0, t_2) = g_C(0, t_2)$, such that the solution becomes

$$g_D(t_1, t_2) = -\mathcal{J}_2^2 t_1^2 + 2 \log \left[\frac{\sigma}{J \cosh(i\theta - \sigma t_2)} \right]. \quad (37)$$

Notice how the Green's function cannot be expressed solely in terms of a time difference $(t_1 - t_2)$ as expected of an out-of-equilibrium state. This immediately gives the solution in quadrant B

$$\begin{aligned} g_B(t_1, t_2) &= g_D(t_2, t_1)^* \\ &= -\mathcal{J}_2^2 t_2^2 + 2 \log \left[\frac{\sigma}{J \cosh(i\theta + \sigma t_1)} \right]. \end{aligned} \quad (38)$$

Finally, the post-quench state in quadrant A is obtained, without assuming equilibrium, by directly integrating the corresponding Kadanoff-Baym equation and

(Eq. (15)) cannot be reduced to an ordinary differential equation. Fortunately, due to the conjugate property of $g(t_1, t_2)$ in Eq. (A16), solving in one quadrant is enough as the conjugation of that solution will solve the other quadrant. Let's consider quadrant D where exploiting the properties of the step-functions in the coupling constants, we can directly integrate Eq. (15) where $t_1 \geq 0$ and $t_2 \leq 0$

applying boundary conditions. We get $\partial_{t_1} g_A(t_1, t_2) = -2\mathcal{J}_2^2 t_1 + 2\mathcal{J}_2^2 t_2$ where $t_1, t_2 \geq 0$. This is integrated to get

$$g_A(t_1, t_2) = -\mathcal{J}_2^2 t_1^2 + 2\mathcal{J}_2^2 t_2 + A(t_2) \quad (39)$$

where the integration constant $A(t_2)$ is found via the boundary condition $g_A(t_2, t_2) = 0$. The final result is given by

$$g_A(t_1, t_2) = -\mathcal{J}_2^2 (t_1 - t_2)^2 \quad (40)$$

which is always real and solely dependent upon time difference indicating that the final state instantly reaches thermal equilibrium with respect to the Green's function. Having found the Green's function in all four quadrants, we can now calculate the energy density pre- and post-quench using Eq. (25). The pre-quench initial energy density $\mathcal{E}_i(t_1 \leq 0)$ is given by the large- q SYK energy density which is the same as in Eq. (34). Given that $g_A(t_1, t_2)$ is purely real, the final energy density of the

system is given by

$$\mathcal{E}_f(t_1 \geq 0) = \text{Im} \int_{-\infty}^{t_1} dt_2 \mathcal{J}_2^2 g_A(t_1, t_2) = 0, \quad (41)$$

which is immediately constant after the quench. This indicates that the system is in equilibrium. The energy density before quench in quadrant C is decided by the initial inverse temperature β_0 (as we saw in the first limiting case above) and independent of the initial β_0 , the final state after the quench is always at zero energy instantaneously corresponding to the infinite temperature state. Therefore having calculated both the Green's function and the energy density, it becomes clear that the kinetic quench is an example of instantaneous thermalization of large- q SYK quenches to a single term in the final Hamiltonian where the final thermal state is always at infinite temperature, regardless of the pre-quench equilibrium conditions [23, 24, 26, 53].

Both of the limiting cases discussed in this section are relevant as they provide useful benchmarking for the developed algorithm to solve for the general mixed quench ($\text{SYK}_q \rightarrow \text{SYK}_q + \text{SYK}_2$). The analytical tractability of the two presented limiting cases sets the expectations for the numerical implementation of the mixed quench. For example, for weak quenches, the mixed SYK system is expected to have a final temperature close to the initial one. On the other hand, as the random-hopping term dominates over the interaction, the mixed quench should thermalize faster and to higher temperatures, approaching the behavior of the kinetic quench.

With these two analytic solutions in mind, we now turn to develop the numerical method used to solve and analyze the mixed quench.

IV. NUMERICAL TECHNIQUES

In a general quench setting, the Kadanoff-Baym equations are also split up in the four quadrants mentioned in the kinetic quench. The initially prepared state belongs to the quadrant C in Fig. 2 where quench is introduced at the origin that leads to non-equilibrium behaviors in quadrants A, C and D. We are interested in studying thermalization which happens at late times in quadrant A. The casual structure of the two-time plane requires a special iterative procedure, often referred to as *causal stepping* in order to avoid introducing retro-causal relations [45] in the Green's function. A sketch of this iteration scheme can be seen in Fig. 2 where all points inside the blue shaded area are known. As a consequence, most ready-made integrators cannot be used to solve the Kadanoff-Baym equations. While there are some dedicated packages [45, 54], we developed our own algorithm for the Julia programming language and a methodology to analyze the numerical solution in Python. These are the subject of this section. First, an overview of a predictor-corrector integrator with causal-stepping is given. This is followed by presenting the results of the

benchmarking with the limiting cases. Finally, we give an explanation of how the energy (Eq. (25)) and its components can be used to calculate the final temperature of the system and the corresponding thermalization rate.

A. Predictor-Corrector in the Two-Time plane

The initially prepared equilibrium solution for large- q SYK model in quadrant C is already known from Eq. (32). The initial temperature is decided by the ratio σ/\mathcal{J}_q using Eq. (33) where β_f is the inverse of the initial temperature which we denote as β_0 from henceforth. This state is propagated after the quench into quadrants A, B and D, following a *causal stepping* procedure whose sketch is provided in Fig. 2. As mentioned in the captions, all points inside the blue shaded region are known. The points in the $t_1 = t_{n+1}$ line, where $t_2 = t_m \leq t_n$, are completely determined by the shaded region. We recall the boundary condition and the conjugate property of the Green's function from Eq. (12) which tells us that the upper-triangular region is found from the complex conjugate of the lower-triangular region as per $g(t_n, t_m) = g^*(t_m, t_n)$. Therefore, only the horizontal step in the t_1 direction has to be solved. As a result the solution is propagated in a “fan-like” motion, where at each t_n the known square region grows in both (t_1, t_2) directions by one step. This way of calculating the solution guarantees that $g(t_1, t_2)$ does not depend on any future times, hence the name causal stepping.

Taking into account the causal stepping, we proceed to discretize the two-time plane as a symmetric grid, with the fixed-time step Δt which is equal in both time directions. Given that the solution in quadrant C is already known while the solution in the upper triangular region (above $t_1 = t_2$ line in Fig. 2) is completely known using the conjugate property of $g(t_n, t_m)$, we only consider the region where $t_1 \geq 0$. Before discretizing the integrals, it is useful to combine the Kadanoff-Baym equations in quadrants A and D as ($t_1 \geq 0$)

$$\partial_{t_1} g(t_1 = t_n, t_2 = t_m) = \int_{t_0}^{t_n} dt_3 F[g(t_n, t_3)] \quad (42)$$

$$+ \int_{t_0}^{t_m} dt_3 K[g(t_n, t_3)], \quad (43)$$

where we have set a cut-off time t_0 in a distant past, long enough to minimize the error from the excluded terms and we define (recall $\mathcal{J}_2(t) = \Theta(t)\mathcal{J}_2$)

$$F[g(t_n, t_3)] \equiv -\mathcal{J}_q^2 \left[e^{g(t_n, t_3)} + e^{g^*(t_n, t_3)} \right] - \mathcal{J}_2(t_n)\mathcal{J}_2(t_3) \quad (44)$$

$$K[g(t_n, t_3)] \equiv 2\mathcal{J}_q^2 e^{g(t_n, t_3)} + 2\mathcal{J}_2(t_n)\mathcal{J}_2(t_3). \quad (45)$$

To estimate the differential in the left-hand side in an interval $t_1 \in [t_n, t_{n+1}]$ along the t_1 axis in Fig. 2, we use the two-step predictor-corrector scheme described in Ref.

[26]: first, we calculate a prediction g_P for the value at (t_{n+1}, t_m) by

$$g_P(t_{n+1}, t_m) = g(t_n, t_m) + \Delta t P(t_n, t_m) \quad (46)$$

where the slope $P(t_n, t_m)$ is given by

$$P(t_n, t_m) = \int_{t_0}^{t_n} dt_3 F[g(t_n, t_3)] + \int_{t_0}^{t_m} dt_3 K[g(t_n, t_3)]. \quad (47)$$

Using this prediction, we get the corrected value

$$g(t_{n+1}, t_m) = g(t_n, t_m) + \frac{\Delta t}{2} (P(t_n, t_m) + P(t_{n+1}, t_m)), \quad (48)$$

where the slope at t_{n+1} is obtained via

$$P(t_{n+1}, t_m) = \int_{t_0}^{t_{n+1}} dt_3 F[g_P(t_{n+1}, t_3)] \quad (49)$$

$$+ \int_{t_0}^{t_m} dt_3 K[g_P(t_{n+1}, t_3)]. \quad (50)$$

The integrals in these terms are calculated using the trapezoid rule for each $t_m < t_n$, given that the diagonal is always zero, namely $g(t_n, t_n) = 0$. After all the values in the vertical $t_1 = t_{n+1}$ line (up to the diagonal) have been calculated, the horizontal $t_2 = t_{n+1}$ line is found using the conjugation property $g(t_m, t_{n+1}) = g^*(t_{n+1}, t_m)$ and time is advanced by one step.

As mentioned in Ref. [45], it is useful to think of the two-time procedure as solving a system of vector-valued differential equations, by arranging the components along the vertical $t_1 = t_n$ axis in vector form

$$\vec{g}(t_n) = (g(t_n, t_0), g(t_n, t_1), \dots, g(t_n, t_{n-1}), g(t_n, t_n))^T. \quad (51)$$

where the last element $g(t_n, t_n) = 0$ due to the boundary condition of the Green's function (Eq. (12)). Accordingly, the slope is written as

$$\begin{aligned} \vec{P}(t_n) &= \begin{pmatrix} P(t_n, t_0) \\ P(t_n, t_1) \\ \vdots \\ P(t_n, t_n) \end{pmatrix} \quad (52) \\ &= \begin{pmatrix} \int_{t_0}^{t_n} dt_3 F[g(t_n, t_3)] \\ \int_{t_0}^{t_n} dt_3 F[g(t_n, t_3)] \\ \vdots \\ \int_{t_0}^{t_n} dt_3 F[g(t_n, t_3)] \end{pmatrix} + \begin{pmatrix} \int_{t_0}^{t_0} dt_3 K[g(t_n, t_3)] \\ \int_{t_0}^{t_1} dt_3 K[g(t_n, t_3)] \\ \vdots \\ \int_{t_0}^{t_n} dt_3 K[g(t_n, t_3)] \end{pmatrix} \quad (53) \end{aligned}$$

that gives the predicted value

$$\vec{g}_P(t_{n+1}) = \vec{g}(t_n) + \Delta t \vec{P}(t_n) \quad (54)$$

and finally this leads to the corrected value

$$\vec{g}(t_{n+1}) = \vec{g}(t_n) + \frac{\Delta t}{2} (\vec{P}(t_n) + \vec{P}(t_{n+1})). \quad (55)$$

where the slope at t_{n+1} is given by

$$\vec{P}(t_{n+1}) = \begin{pmatrix} P(t_{n+1}, t_0) \\ P(t_{n+1}, t_1) \\ \vdots \\ P(t_{n+1}, t_n) \end{pmatrix} \quad (56)$$

$$= \begin{pmatrix} \int_{t_0}^{t_n} dt_3 F[g_P(t_{n+1}, t_3)] \\ \int_{t_0}^{t_n} dt_3 F[g_P(t_{n+1}, t_3)] \\ \vdots \\ \int_{t_0}^{t_n} dt_3 F[g_P(t_{n+1}, t_3)] \end{pmatrix} \quad (57)$$

$$+ \begin{pmatrix} \int_{t_0}^{t_0} dt_3 K[g_P(t_{n+1}, t_3)] \\ \int_{t_0}^{t_1} dt_3 K[g_P(t_{n+1}, t_3)] \\ \vdots \\ \int_{t_0}^{t_n} dt_3 K[g_P(t_{n+1}, t_3)] \end{pmatrix}. \quad (58)$$

In this vector-valued differential equation in Eq. (55), one can readily notice one of the main difficulties involved in solving the Kadanoff-Baym equations numerically. Given that $t_0 \leq t_m \leq t_n$, the involved vectors in the differential equation grow by one row at each time-step. Hence, the computational time increases for each subsequent iteration in t_n as more integrals and longer vectors need to be handled.

Another problematic feature of the Kadanoff-Baym equations worth highlighting at this point is their non-Markovian nature: the integrals in Eqs. (52) and (56) at each t_n involve all past values of $g(t_n, t_m)$. For numerical methods, this implies that the errors picked up at the start of the algorithm stack over time until the solution becomes unstable. As a consequence, a relatively small Δt has to be chosen in order to account for the fast dynamics shortly after the quench, resulting in very large matrix representations of the Green's functions. To account for this issue, some adaptive solvers such as the one developed in Ref. [45] have been proposed which allow for efficient and accurate estimations of non-equilibrium Green's functions. However, the Kadanoff-Baym equations for the mixed SYK as considered in this work are comparatively simple to be solved by a fixed step method.

To summarize, the causal stepping has been implemented as follows: first, the exact initial state given in Eq. (32) is calculated and is saved in elements of the matrix representation of $g(t_1, t_2)$ in quadrant C, up to a cut-off negative time t_0 set in the distant past. This initial state is then propagated into quadrant D in the t_1 direction by calculating $g(t_1 + \Delta t, t_2)$ (using the predictor-corrector) for each of the components of $\vec{g}(t_1)$, starting at $t_2 = t_0$ up to $t_2 = t_1 - \Delta t$, just below the diagonal in quadrant A. The time step Δt is taken as a constant along both t_1 and t_2 axes in the two-time plane. The process is repeated until a maximum time $t_1 = t_{\max}$. The values above the diagonal are obtained with $g(t_2, t_1) = g^*(t_1, t_2)$, which includes quadrant B. Iteratively, we cover the entire two-time plane while keeping track of causality and non-Markovian nature of the

Kadanoff-Baym equations.

Having described the integration algorithm used to solve the Kadanoff-Baym equations, one needs to measure the quality of the post-quench state. One useful metric is the conservation of energy (Eq. (25)) at each time-step. This is expected since the Hamiltonian in Eq. (1) has no dissipative terms. In addition, since the disorder in the kinetic and the interaction terms are uncorrelated in the Hamiltonian, the expectation value of the energy with respect to the final Hamiltonian should be the same as the initial one. Therefore, we track the difference in the pre- and post-quench total energies as measure the stability of this algorithm. We require numerically that the change in energy has to be below 1% at every point in time. Additionally, the algorithm is benchmarked with respect to the analytically solvable cases described in Section III E. We find, as detailed in figure 10 of Appendix G, that the predictor-corrector scheme is capable of maintaining a constant energy and obtaining a $g(t_1, t_2)$ well within 1% of the analytic solution in both cases. Furthermore, the numerical Green's function corresponding to both the limiting cases in Section III E are shown in Fig. 11 where we observe as expected an instantaneous thermalization for the kinetic quench.

We now provide the methodology used to determine the final temperature of the equilibrium state as well as the thermalization rate for the mixed quench.

B. Estimation of the final temperature

There are different ways of describing the approach to equilibrium such as quantum scrambling [55], the fluctuation-dissipation theorem [23, 53, 56] and relaxation of observables [26, 57, 58]. It is this latter approach we will take for our functional definition of equilibrium: the post-quench system will be considered to be sufficiently close to equilibrium once its energy components have saturated to a constant value.

The final temperature of the system can be estimated by comparing the non-equilibrium Green's function to one obtained from a system already prepared in equilibrium. The Green's function for the latter thermal system is given by Eq. (19) where the imaginary time Green's function is related to real-time Green's function via $\tilde{g}(x) = g(-i\beta_f x)$. Here β_f is the final temperature at equilibrium (technically the final temperature is given by $\mathcal{J}_q \beta_f$ but we keep $\mathcal{J}_q = 1.0$ throughout this work). Unfortunately there is no known analytical solution to Eq. (19). However, numerical solutions for a given β_f can be found using the power-series based solver developed in Ref. [59]. In this method, the Green's function is written as

$$\tilde{g}(x) = \lim_{N \rightarrow \infty} \sum_{m=1}^N c_m \left(x - \frac{1}{2}\right)^{2m}. \quad (59)$$

For given values of \mathcal{J}_q , \mathcal{J}_2 and β_f , the coefficients c_n

are found recursively from c_0 , which is in itself determined (analogous to the shooting method) by choosing the value that best fulfills the boundary conditions $\tilde{g}(0) = \tilde{g}(1) = 0$. Notice that here β_f is a free parameter. Having recursively solved for the equilibrium Green's function $\tilde{g}(x)$, the correct β_f for the quenched system can be determined by fitting the equilibrium energy to the long time limit of non-equilibrium energy in Eq. (25). The equilibrium energy corresponding to Eq. (19) can be derived from Eq. (F4) by restricting to the imaginary part of the Keldysh contour $\mathcal{C}_{\text{imag}}$ in Fig. 1. We derive this relation in Appendix F where the final result is given by

$$\mathcal{E}_{\text{EQ}}(\beta_f) = -\frac{\beta_f \mathcal{J}_q^2}{2} \int_0^1 dx e^{\tilde{g}(x)} - \frac{q \beta_f \mathcal{J}_2^2}{4} - \frac{\beta_f \mathcal{J}_2^2}{2} \int_0^1 dx \tilde{g}(x), \quad (60)$$

We find the a kinetic contribution scaling as q comes from the large- q ansatz for the Green's function as explicitly shown in Appendix F. We note that there is no such term in the non-equilibrium kinetic energy density in Eq. (26). The reason is that the equilibrium energy density is evaluated on the imaginary contour in the Keldysh plane (see Fig. 1), which we ignore in our non-equilibrium calculation due to the Bogoliubov's principle of weakening correlations. Had we considered the imaginary contour, there would be a leading order in q contribution in the non-equilibrium kinetic energy density as well (see Appendix F). However this comes with a caveat that is explained in detail in Appendix F below Eq. (F12) (also see Fig. 9). We note that the kinetic energy contribution that scales as q does not contain any dynamical information and acts like a constant that can be scaled out. Accordingly, in line with Ref. [45] and also considered in this work, we only deal with the interaction energy density given by

$$\mathcal{V}_{\text{EQ}}(\beta_f) = -\frac{\beta_f \mathcal{J}_q^2}{2} \int_0^1 dx e^{\tilde{g}(x)}. \quad (61)$$

Therefore we fit this \mathcal{V}_{EQ} to the non-equilibrium interaction energy density $\mathcal{V}(t_1)$ in Eq. (26) that has been evolved for a long time for it to relax to a constant value. This fitting gives us the estimate for the final temperature β_f of the quenched system if it thermalizes (implying that $\mathcal{V}(t_1)$ relaxes to a constant value).

C. Estimation of the thermalization rate

We use the kinetic energy density $\mathcal{K}(t_1)$ in Eq. (26) to estimate the thermalization rate γ by fitting the exponential ansatz [53]

$$A(t_1) = B_{\mathcal{K}} + C_{\mathcal{K}} e^{-\gamma t_1}, \quad (62)$$

with the protocol *curve_fit* provided by the Python package *SciPy* [60]. The goodness of fit can be seen in Fig.

15 in Appendix H for several different mixed quenches. These indicate the validity of the ansatz.

Having developed the predictor-corrector in the two-time plane, the energy error, as well as the means to calculate the inverse temperature β_f and the thermalization rate γ from the interaction and the kinetic energy densities respectively, we can now apply these concepts to the mixed quench.

The results in the following sections for the case of mixed quench are all obtained with a discretization $\Delta t = 0.05$, initial time in the distant past $t_0 = -100$, the maximum time of evolution to ensure relaxation of the system $t_{\max} = 1700$, the initial low temperature $\beta_0 = 18.9$ and interaction strength $\mathcal{J}_q = 1.0$, unless explicitly stated otherwise.

V. MIXED SYK QUENCH DYNAMICS

An initial visual to the mixed SYK can be useful in order to get an intuitive understanding of the properties of its Green's function. The purpose of this section is to provide the visualization which is quantified in the next section. A plot of the in the two time plane already reveals important properties. Figs. 3a and 3b depict the real and imaginary parts of $g(t_1, t_2)$ for a quench with strength $\mathcal{J}_2 = 0.02$. For starters, the diagonals in $\text{Re}[g(t_1, t_2)]$ seem to become constant fairly quickly, while in $\text{Im}[g(t_1, t_2)]$ they continue to change even at longer times. The presence of long-time dynamics can also be inferred from the time dependent energies in Fig. 3c. Here, $\mathcal{K}(t_1)$ and $\mathcal{V}(t_2)$ have yet to saturate to a given value, so further dynamics would be expected. From this figure, one can also conclude that the solution is accurate, as the total energy remains constant well below 1% at each timestep, as is the relative error between its initial and final values.

This same analysis is repeated for two other quenches in Fig. 4 where the caption contains all the required details. In a weaker quench ($\mathcal{J}_2 = 0.003$), it is clear from both the two-time plane and the energy that there are barely any dynamics for such small values. The relative error between the final and initial values of the energy is however somewhat larger in this case. On the other hand, the stronger quench ($\mathcal{J}_2 = 0.07$) exhibits far quicker dynamics as one expects. Moreover, the fact that the diagonals become constant suggests that the the Green's function becomes dependent only upon time difference, and therefore, reaches a stationary state as is also corroborated by the saturation of the energy components. In contrast to the other cases, here the relative error in the energy is far smaller.

From these three examples we can make three observations about the mixed quench: first, the Green's function reaches stationarity since, given enough time, it becomes dependent only upon time differences and its energy components become constant. Second, the time it takes the system to become stationary is strongly dependent on

\mathcal{J}_2 where the strong quenches result in faster dynamics than the weak quenches, as would be expected from the limiting cases. Finally, the error between the initial and the final total energies is larger for weaker quenches. As shown in Fig. 12 in appendix H (and as will be made clear in section VI), the error is dependent on the temperature of the system and is also present, albeit in smaller magnitude, in the limiting cases as depicted in Fig. 10 in Appendix G.

We now turn to quantifying these observations and analyzing how the system responds to different quench strengths.

VI. THERMALIZATION IN THE THERMODYNAMIC LIMIT

This section provides an in depth analysis of the approach to equilibrium of the Green's function of the mixed quench. First we show that the Green's function indeed becomes stationary and that this state corresponds to thermodynamic equilibrium. Afterwards, we characterize the final equilibrium state by calculating the final temperature and thermalization rate, as a function of the initial temperature β_0 and the quench parameter \mathcal{J}_2 .

A. Stationary limit

In order to better determine the existence of stationary behavior of the Green's function, it is convenient to shift to Wigner coordinates [56] defined as

$$\mathcal{T} \equiv \frac{1}{2}(t_1 + t_2), \quad t \equiv t_1 - t_2, \quad (63)$$

which is equivalent to a $\pi/4$ rotation of the two-time plane (as also shown in Fig. 2). Here \mathcal{T} is generally referred to as the *average time*, moving along the diagonals, and t as *relative time*, leading away from them. Expressed in this form, the Green's function fulfills

$$g(\mathcal{T}, t) \xrightarrow{\mathcal{T} \rightarrow \infty} g_{\beta_f}(t) \quad (64)$$

if it becomes stationary where $g_{\beta_f}(t)$ satisfies the (stationary) ordinary differential equation as given in Eq. (17). The subscript β_f denotes that we are referring to the final achieved stationary solution (if it ever gets achieved) corresponding to the final inverse temperature β_f . It is presupposed that β_f has already been found by fitting the thermal ($\mathcal{V}_{\text{EQ}}(\beta_f)$) and the non-equilibrium ($\mathcal{V}_{\text{NEQ}}(t_1)$) energies as explained in Section IV B.

We have to check Eq. (64) which we do by calculating the derivatives of $g(\mathcal{T}, t)$ along \mathcal{T} . If $\frac{dg(\mathcal{T}, t)}{d\mathcal{T}}|_t = 0$, then we confirm that the stationarity has been reached and the dependence of \mathcal{T} has been eliminated in Eq. (64). As presented in Fig. 5 for the three examples discussed previously in Figs. 3 and 4, the diagonals along \mathcal{T} do indeed

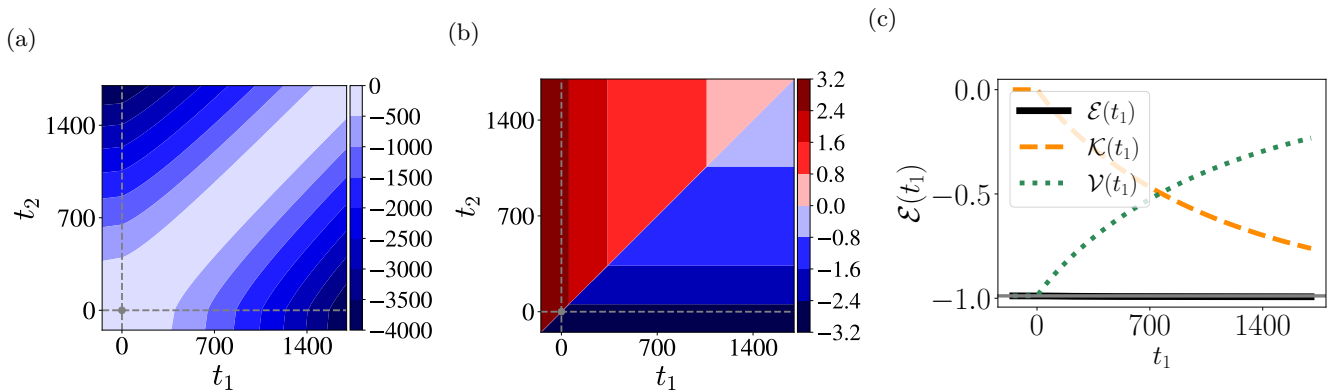


Figure 3: Visualization of the numerical solution for a mixed SYK quench with $\mathcal{J}_2 = 0.02$ and $\beta_0 = 18.9$ as the initial temperature. Figures (a)-(b) depict the real and imaginary parts of $g(t_1, t_2)$. Figure (c) shows the time dependent energies obtained from the numerical solution. The dashed and dotted lines corresponds to kinetic and interaction contributions respectively and the solid black line corresponds to the total energy. Finally, the solid grey line indicates the value of the total energy in the initial equilibrium state which as clear from the graph overlaps with the solid black line. Here, the relative error between the initial and final total energies is $|(E_0 - E_f)/E_0| = 0.0042$.

approach zero thereby confirming the \mathcal{T} independence of $g(\mathcal{T}, t)$ in Eq. (64). Therefore, the Green's function indeed becomes stationary. In addition, we also conclude from Fig. 5 that the real part of the derivative reaches stationary state faster than the imaginary part, just like the real part of the Green's function itself as mentioned above. Finally, we also find that the time it takes to reach stationary state is dependent on the strength of the quench parameter \mathcal{J}_2 .

Furthermore, we can verify whether or not the stationary state $g_{\beta_f}(t)$ in Eq. (64) corresponds to thermal equilibrium. The way this is done is that we wait for a long time \mathcal{T} such that the relaxation dynamics have happened and then we substitute the Green's function $g(\mathcal{T} \rightarrow \text{large}, t)$ into the equilibrium ordinary differential equation for $g_{\beta_f}(t)$ given in Eq. (17). So we verify whether or not the left-hand side and the right-hand side of Eq. (17) is satisfied for $g(\mathcal{T} \rightarrow \text{large}, t)$.

$$\frac{d^2 g(\mathcal{T} \rightarrow \text{large}, t)}{dt^2} \stackrel{?}{=} -\mathcal{J}_q^2 e^{g(\mathcal{T} \rightarrow \text{large}, t)} - \mathcal{J}_2^2, \quad (65)$$

If it does satisfy then we conclude that the stationary state given by $g(\mathcal{T} \rightarrow \text{large}, t)$ indeed has reached the thermal equilibrium described by $g_{\beta_f}(t)$.

For this machinery to work, we need to solve the equilibrium ordinary differential equation Eq. (17). We already know the initial condition $g_{\beta_f}(0) = 0$ but we also need to know the first derivative of g_{β_f} in order to uniquely solve the differential equation. In order to avoid guess-work, the initial condition of the derivative of $g(t)$ is calculated via

$$\left. \frac{dg_{\beta_f}(t)}{dt} \right|_{t=0} = \left. \frac{dg(\mathcal{T}_{\max}, t)}{dt} \right|_{t=0}, \quad (66)$$

where $\mathcal{T}_{\max} = t_{\max}/2$ (see the paragraph before Section V where all parameter values are specified), which is then

used to solve Eq. (17) numerically via a Runge-Kutta-4 method. Fig. 6 shows that $g(\mathcal{T}, t)$ converges towards the thermal $g_{\beta_f}(t)$ as \mathcal{T} increases. Also shown in the same figure, the equality in Eq. (17) holds remarkably well for $g(\mathcal{T}, t)$ in the stationary regime, except at very short t and at the very end. The former is due to a numerical error induced by the fourth order approximation of the boundary terms in the derivative. The latter is a consequence of the finite simulation time: as t increases (away from the diagonal in Fig. 2), it eventually reaches the regions of the two-time plane that are out-of-equilibrium and the equality ceases to hold. In principle, if $\mathcal{T} \rightarrow +\infty$, then we should never be out-of-equilibrium for however large value of t .

To summarize, we solved the Kadanoff-Baym equations for $g(\mathcal{T}, t)$ starting from the initial thermal state of large- q SYK model where we evolved until the relaxation of energy is completed as denoted in Figs. 3 and 4. Then we used the equilibrium condition in Eq. (64) to argue that the Kadanoff-Baym solution has reached the stationary state (independent of \mathcal{T}). We did so by analyzing the derivatives of $g(\mathcal{T}, t)$ with respect to \mathcal{T} at various fixed t in Fig. 5 where we saw the derivatives vanish in line with the expectation of stationary state. Further we established in Fig. 6 that the stationary state reached indeed satisfies the equilibrium ordinary differential equation (17) for $g_{\beta_f}(t)$ where β_f is the final inverse temperature of the equilibrium state which is estimated using the methodology explained in Section IV B. Eq. (66) was used to provide for the initial condition along with $g_{\beta_f}(t=0) = 0$ to solve for Eq. (17) for $g_{\beta_f}(t)$ which is also compared to the Kadanoff-Baym solution $g(\mathcal{T} \rightarrow \text{large}, t)$ in Fig. 6. This further confirms that the Kadanoff-Baym stationary solution is also the equilibrium solution with final inverse temperature β_f . Finding the unique solution for the Kadanoff-Baym that

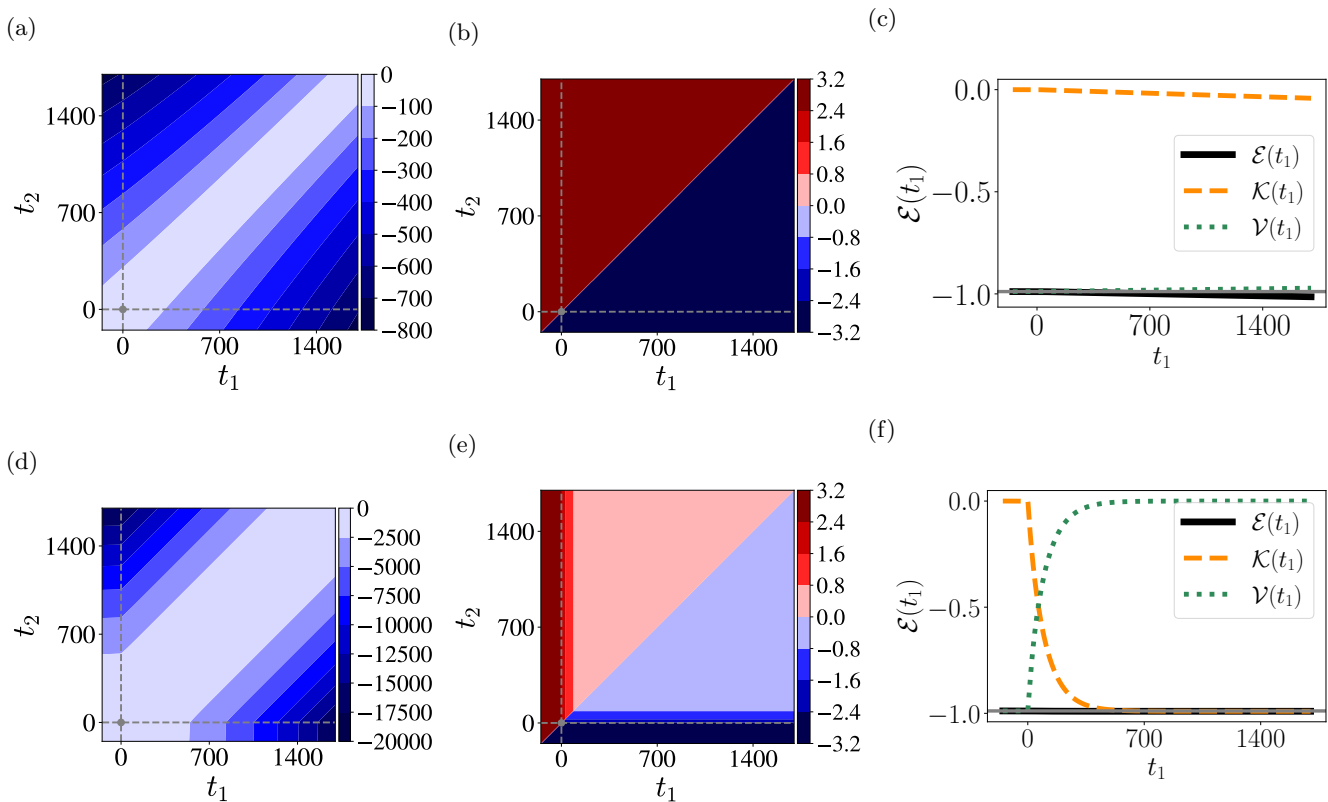


Figure 4: Additional visualizations of the numerical $g(t_1, t_2)$ of the mixed quench, for the initial temperature $\beta_0 = 18.9$ and two different \mathcal{J}_2 . Plots (a)-(c) depict the real and imaginary parts of $g(t_1, t_2)$ and the corresponding non-equilibrium energies for $\mathcal{J}_2 = 0.003$ with a relative error $|(E_0 - E_f)/E_0| = 0.026$. Plots (d)-(f) show the same quantities for $\mathcal{J}_2 = 0.07$, with relative error $|(E_0 - E_f)/E_0| = 0.0016$. The color coding and line shapes follow the same convention as in figure 3.

flows towards the equilibrium equation in Eq. (17) is in accordance with the uniqueness theorem, in particular the Picard-Lindelöf theorem for initial value problem of ordinary differential equations [61]. Further examples for other quenches are shown in Figs. 13 and 14 in Appendix H that lead to the the same conclusion.

We finally proceed to calculating the thermalization rate corresponding to the non-equilibrium dynamics induced in the system due to the quenching of the random hopping term in the Hamiltonian at $t = 0$. The following section characterizes the final equilibrium state in terms of its final temperature and the thermalization rate.

B. Thermalization rate and final temperature

Having established that the predictor-corrector algorithm is capable of solving the mixed quench accurately and that the Kadanoff-Baym solution $g(t_1, t_2)$ reaches thermal equilibrium in the post-quench state, it is logical to calculate its final temperature $\mathcal{J}_q \beta_f$ and the γ thermalization rates. We have already explained the methodology for estimating the final temperature and the ther-

malization rate in Sections IV B and IV C, respectively.

The data presented in Fig. 7 corresponds to the initial temperatures ranging from close to zero ($\beta_0 = 18.9$ and $\beta_0 = 8.4$, so as to remove thermal noise effects as much as possible) up to relatively high values ($\beta_0 = 2.0$). Furthermore, at $\beta_0 = 18.9$, the energy is calculated to be $\mathcal{E}_0 = -0.989$ (obtained from Eqs. (33) and (34)), implying the initial state is close to the ground state.

Regarding the quench strength $\mathcal{J}_2 \in \{0.003, 0.07\}$, this range was chosen since negligibly weaker quenches do not produce significant dynamics and stronger ones already reach the infinite temperature state. The latter can be inferred from Fig. 7a where we can observe that the final inverse temperatures β_f 's corresponding to stronger quenches are of order 10^{-4} and approach identical values regardless of initial temperature. This type of behavior is reminiscent of the kinetic-quench as seen in Section III E where the final state is dominated by the kinetic term and we reached the infinite temperature state post-quench. It is however remarkable here that this happens at such small kinetic couplings as well. This is a consequence of the scaling in Eq. (5) introduced to induce competition between both terms in the Hamiltonian in Eq. (1).

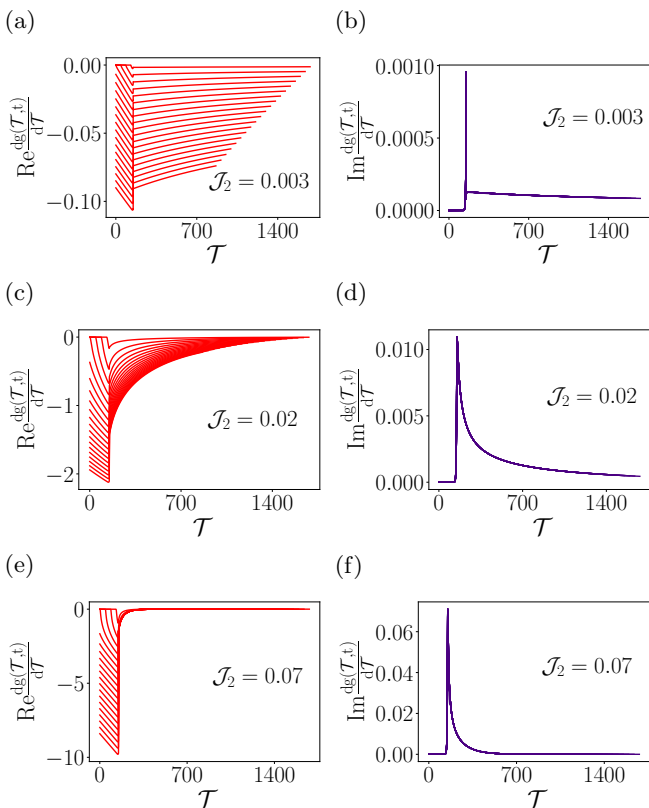


Figure 5: Derivatives along the diagonals \mathcal{T} of the real and imaginary components of $g(\mathcal{T}, t)$ (namely $\left. \frac{dg(\mathcal{T}, t)}{d\mathcal{T}} \right|_t$), corresponding to the cases shown in Figs. 3 and 4 $\beta_0 = 18.9$. The different curves with same color in each graph correspond to the derivatives at different constant t .

From this figure it is clear that weaker quenches have a somewhat larger error (as previously noted) because they correspond to systems with smaller final temperatures.

Continuing with the thermalization rates γ , shown in Fig. 7b, it is evident that there are a wide range of timescales in the system. The γ 's corresponding to large $\mathcal{J}_q \beta_f$ (weak quenches) are two to three orders of magnitude smaller than the lower $\mathcal{J}_q \beta_f$ (strong quenches) counterpart. Moreover, there is a marked change in behavior at around $\mathcal{J}_q \beta_f \approx 10^{-1}$, at which point the thermalization rates quickly drop to far smaller values, leading to longer thermalization timescales. This suggests that at weaker quenches (lower final temperatures), the system's relaxation to equilibrium is slower as expected. This effect appears to be less dramatic for lower initial temperatures (higher β_0) where the slope of the γ 's for larger $\mathcal{J}_q \beta_f$'s does not change as rapidly, but still the difference remains easily appreciable. Therefore we observe rich thermalization dynamics in the thermodynamic limit for the non-equilibrium dynamics (induced by quenching as in Eq. (8)) in the closed SYK system as considered in this work where we characterized the final state in terms of the final temperature of the thermal state at the end

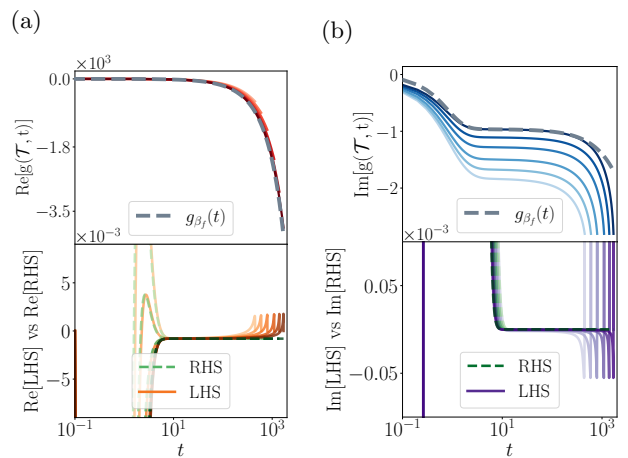


Figure 6: Stationary limit of the Kadanoff-Baym solution $g(\mathcal{T}, t)$ compared to the corresponding thermal system with $\mathcal{J}_2 = 0.02$ and $\beta_0 = 18.90$. The curves are time slices in Wigner coordinates corresponding to $\mathcal{T} \in \{225, 300, 400, 550, 700, 850\}$. The figures in (a) depict the real components. The upper plot in (a) directly compares $g(\mathcal{T}, t)$ (solid lines each corresponding to slices at constant \mathcal{T} which go from lighter to darker colors as \mathcal{T} increases) to the thermal $g_{\beta_f}(t)$ (dashed line). The bottom plot in (a) depicts the left-hand side (solid line) and the right-hand side (dashed line) of Eq. (17) calculated using the Kadanoff-Baym solution. Again, just like the upper plot, the solid curves here correspond to different slices of \mathcal{T} with darker colors corresponding to longer times. The imaginary components are shown in (b) following the same convention as (a). We find a remarkable match except at very short t and at the very end, where the former is due to numerical error while the latter is a consequence of the finite simulation time. Both of these situations are explained in the text.

of the relaxation dynamics as well as the thermalization rate.

VII. CONCLUSION AND OUTLOOK

We studied the relaxation dynamics of a closed quantum system in non-equilibrium in the thermodynamic limit, consisting of large- q Majorana SYK model at equilibrium, quenched with a random hopping term. Unlike the large- q SYK model that shows instantaneous thermalization with respect to the Green's functions both for Majorana and complex cases [23, 24], the mixed quench shows a finite thermalization rate. We found a competition between the interaction and the kinetic terms that allows for a rich non-equilibrium dynamics.

We analytically derived the Kadanoff-Baym equations and the expectation values of the non-equilibrium energy in the Keldysh plane from first principles, which we em-

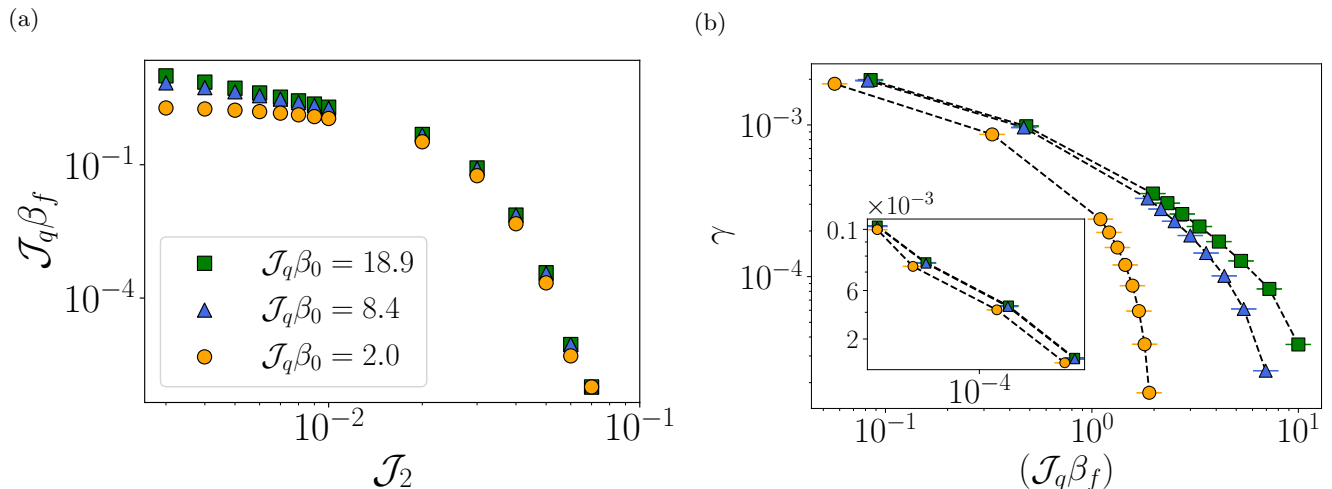


Figure 7: Thermalization and approach to the final state of the mixed quench as a function of \mathcal{J}_2 for different initial temperatures. The data for $\beta_0 = 2.0$ was obtained with $\Delta t = 0.06$ as a discretization while others have been obtained for the discretization corresponding to $\Delta t = 0.05$ (see the paragraph before Section V). (a) Final inverse temperature $\mathcal{J}_q \beta_f$ as a function of the quench strength \mathcal{J}_2 . (b) Thermalization rate γ as a function of $\mathcal{J}_q \beta_f$, the error bars correspond to the mean squared error between the fitted curve and $\mathcal{K}(t)$ (see Section IV C). Inset (also in log – log scale) shows the thermalization rates corresponding to higher final temperatures (stronger quenches) where they all coincide as expected and the deviation start to happen at lower final temperatures (weaker quenches).

ployed to study the mixed quench. We made use of the large- q Ansatz for the Green’s function and the Kadanoff-Baym equations so obtained turned out to be nonlinear and non-Markovian in nature, making it impossible to solve the equations analytically in its full generality. We still considered two limiting cases of the mixed quench, namely (1) the interaction term of large- q SYK model where there is no quench and the system remains in equilibrium from infinite past to infinite future, and (2) the interaction term prepared in equilibrium for $t < 0$ and at $t = 0$, the interaction term is switched off while the kinetic term is switched on (the so-called kinetic quench). Both limiting cases can fortunately be analytically solved for the Green’s function in a closed form and this provided us with the benchmarking cases for the consequent numerical solution of the full Kadanoff-Baym equations corresponding to the mixed quench.

We developed and implemented a numerical technique based on a predictor-corrector algorithm to calculate and analyze the Green’s function in the thermodynamic limit. We showed that our predictor-corrector algorithm is capable of solving the Kadanoff-Baym equations both in the analytically solvable limiting cases, as well as the full mixed quench, with a high degree of accuracy. Furthermore, we developed an scheme to obtain the final temperature $1/\beta_f$ and thermalization rate γ from the numerical Green’s function that allowed us to characterize the final state of the system. Our results indicate that, given enough time to relax, the Green’s function does indeed reach a final thermal state which is dependent on the initial temperature and the quench parameter. We found

that stronger quenches lead to faster relaxation dynamics and higher final temperature (higher γ and lower β_f), eventually reaching the infinite temperature regime at around $\mathcal{J}_2 = 0.07$ (\mathcal{J}_q has been fixed throughout at the value of 1.0). This observation is consistent across all finite (from very low to high) initial temperatures. All parameter values used in this work have been mentioned in the captions of the figure as well as the paragraph before Section IV.

In addition, we identified a complicated dependence of the thermalization rate on the final temperature. For higher final temperatures (lower β_f , implying stronger quenches), we find that thermalization is achieved in fairly short timescales. However, as the final temperature decreases (higher β_f , implying weaker quenches), the thermalization rates quickly become several orders of magnitude smaller, in line with the expectation that lower final temperatures/weaker quenches relaxes slower than higher final temperatures/stronger quenches. This effect is more pronounced if we start from higher initial temperatures (lower β_0), but is also present in systems initialized close to the ground state. Whether this drop-off in the γ ’s is due to some crossover in physical behavior, or some more complex effect, is left as an outlook.

DATA AND CODE AVAILABILITY

All data and simulation codes used to generate the figures and the associated quantities presented in this study is available at Zenodo upon reasonable request [62]. This

includes all processed data for the examples shown in the main text as well as appendices, along with a .csv file containing the table of numerical values for the thermalization rates, temperatures and errors.

ACKNOWLEDGMENTS

RJ and SK would like to thank Deutsche Forschungsgemeinschaft (DFG, German Research Foundation) Grant No. 217133147 via SFB 1073 (Project No. B03). All authors are grateful for support from Deutsche Forschungsgemeinschaft (DFG, German Research Foundation) Grants No. 436382789, and No. 493420525, via large equipment grants (GOEGrid).

-
- [1] S. Sachdev and J. Ye, Gapless spin-fluid ground state in a random quantum Heisenberg magnet, *Physical Review Letters* **70**, 3339 (1993).
- [2] A. Kitaev, A simple model of quantum holography, Talks given at “KITP: Entanglement in Strongly-Correlated Quantum Matter”, (2015) (Part 1, Part 2).
- [3] R. D. Mattuck, *A Guide to Feynman Diagrams in the Many-Body Problem: Second Edition (Dover Books on Physics)* (Dover Publications, Mineola, NY, USA, 1992).
- [4] D. Chowdhury, A. Georges, O. Parcollet, and S. Sachdev, Sachdev-Ye-Kitaev Models and Beyond: A Window into Non-Fermi Liquids, *Reviews of Modern Physics* **94**, 10.1103/RevModPhys.94.035004 (2022), arXiv:2109.05037 [cond-mat, physics:hep-th, physics:quant-ph].
- [5] J. Maldacena and D. Stanford, Remarks on the Sachdev-Ye-Kitaev model, *Phys. Rev. D* **94**, 106002 (2016).
- [6] J. Maldacena, S. H. Shenker, and D. Stanford, A bound on chaos, *J. High Energy Phys.* **2016** (8), 1.
- [7] V. Rosenhaus, An introduction to the SYK model, *J. Phys. A: Math. Theor.* **52**, 323001 (2019).
- [8] G. Sarosi, AdS₂ holography and the syk model, in *Proceedings of XIII Modave Summer School in Mathematical Physics — PoS(Modave2017)*, Modave2017 (Sissa Medialab, 2018).
- [9] Y. Gu, A. Kitaev, S. Sachdev, and G. Tarnopolsky, Notes on the complex Sachdev-Ye-Kitaev model, *J. High Energy Phys.* **2020** (2), 1.
- [10] C. Zanoci and B. Swingle, Near-equilibrium approach to transport in complex Sachdev-Ye-Kitaev models, *Phys. Rev. B* **105**, 235131 (2022).
- [11] Y. Gu, X.-L. Qi, and D. Stanford, Local criticality, diffusion and chaos in generalized Sachdev-Ye-Kitaev models, *J. High Energy Phys.* **2017** (5), 1.
- [12] X.-Y. Song, C.-M. Jian, and L. Balents, Strongly Correlated Metal Built from Sachdev-Ye-Kitaev Models, *Phys. Rev. Lett.* **119**, 216601 (2017).
- [13] R. Jha and J. C. Louw, Dynamics and charge fluctuations in large- q Sachdev-Ye-Kitaev lattices, *Phys. Rev. B* **107**, 235114 (2023).
- [14] J. M. Deutsch, Eigenstate thermalization hypothesis, *Rep. Prog. Phys.* **81**, 082001 (2018).
- [15] J. M. Deutsch, Quantum statistical mechanics in a closed system, *Phys. Rev. A* **43**, 2046 (1991).
- [16] M. Srednicki, Chaos and quantum thermalization, *Phys. Rev. E* **50**, 888 (1994).
- [17] M. Srednicki, Thermal fluctuations in quantized chaotic systems, *J. Phys. A: Math. Gen.* **29**, L75 (1996).
- [18] M. Srednicki, The approach to thermal equilibrium in quantized chaotic systems, *J. Phys. A: Math. Gen.* **32**, 1163 (1999).
- [19] L. D’Alessio, Y. Kafri, A. Polkovnikov, and M. Rigol, From quantum chaos and eigenstate thermalization to statistical mechanics and thermodynamics, *Adv. Phys.* (2016).
- [20] A. M. Garcia-Garcia and J. J. M. Verbaarschot, Spectral and thermodynamic properties of the Sachdev-Ye-Kitaev model, *Phys. Rev. D* **94**, 126010 (2016).
- [21] J. Sonner and M. Vielma, Eigenstate thermalization in the Sachdev-Ye-Kitaev model, *J. High Energy Phys.* **2017** (11), 1, publisher: Springer Berlin Heidelberg.
- [22] A. Altland and D. Bagrets, Quantum ergodicity in the SYK model, *Nucl. Phys. B* **930**, 45 (2018).
- [23] A. Eberlein, V. Kasper, S. Sachdev, and J. Steinberg, Quantum quench of the Sachdev-Ye-Kitaev model, *Phys. Rev. B* **96**, 205123 (2017).
- [24] J. C. Louw and S. Kehrein, Thermalization of many many-body interacting Sachdev-Ye-Kitaev models, *Physical Review B* **105**, 075117 (2022), publisher: American Physical Society.
- [25] R. Bhattacharya, S. Chakrabarti, D. P. Jatkar, and A. Kundu, Syk model, chaos and conserved charge, *Journal of High Energy Physics* **2017**, 180 (2017).
- [26] A. Haldar, P. Haldar, S. Bera, I. Mandal, and S. Banerjee, Quench, thermalization, and residual entropy across a non-Fermi liquid to Fermi liquid transition, *Physical Review Research* **2**, 013307 (2020).
- [27] Y. Cheipesh, A. I. Pavlov, V. Ohanesjan, K. Schalm, and N. V. Gnedilov, Quantum tunneling dynamics in a complex-valued Sachdev-Ye-Kitaev model quenched-coupled to a cool bath, *Phys. Rev. B* **104**, 115134 (2021).
- [28] C. Zanoci and B. Swingle, Energy transport in Sachdev-Ye-Kitaev networks coupled to thermal baths, *Phys. Rev. Res.* **4**, 023001 (2022).
- [29] J. M. Magan, Black holes as random particles: entanglement dynamics in infinite range and matrix models, *J. High Energy Phys.* **2016** (8), 1, publisher: Springer Berlin Heidelberg.
- [30] J. S. Cotler, G. Gur-Ari, M. Hanada, J. Polchinski, P. Saad, S. H. Shenker, D. Stanford, A. Streicher, and M. Tezuka, Black holes and random matrices, *J. High Energy Phys.* **2017** (5), 1.
- [31] A. M. Garcia-Garcia and M. Tezuka, Many-body localization in a finite-range Sachdev-Ye-Kitaev model and holography, *Phys. Rev. B* **99**, 054202 (2019).
- [32] A. Almheiri, A. Milekhin, and B. Swingle, Universal constraints on energy flow and SYK thermalization, *J. High*

- Energy Phys. **2024** (8), 1.
- [33] K. Waldeer and H. Urbassek, Thermalization of high energy particles in a cold gas, *Physica A: Statistical Mechanics and its Applications* **176**, 325 (1991).
- [34] M. Anderlini and D. Guéry-Odelin, Thermalization in mixtures of ultracold gases, *Phys. Rev. A* **73**, 032706 (2006).
- [35] L. Rademaker and J. Zaanen, Quantum Thermalization and the Expansion of Atomic Clouds, *Sci. Rep.* **7**, 1 (2017).
- [36] L. Vidmar and M. Rigol, Generalized Gibbs ensemble in integrable lattice models, *J. Stat. Mech.: Theory Exp.* **2016** (6), 064007.
- [37] H. Aoki, N. Tsuji, M. Eckstein, M. Kollar, T. Oka, and P. Werner, Nonequilibrium dynamical mean-field theory and its applications, *Rev. Mod. Phys.* **86**, 779 (2014).
- [38] M. Eckstein and M. Kollar, Nonthermal Steady States after an Interaction Quench in the Falicov-Kimball Model, *Phys. Rev. Lett.* **100**, 120404 (2008).
- [39] M. Eckstein, M. Kollar, and P. Werner, Thermalization after an Interaction Quench in the Hubbard Model, *Phys. Rev. Lett.* **103**, 056403 (2009).
- [40] H. U. R. Strand, M. Eckstein, and P. Werner, Nonequilibrium Dynamical Mean-Field Theory for Bosonic Lattice Models, *Phys. Rev. X* **5**, 011038 (2015).
- [41] K. Balzer, F. A. Wolf, I. P. McCulloch, P. Werner, and M. Eckstein, Nonthermal Melting of Néel Order in the Hubbard Model, *Phys. Rev. X* **5**, 031039 (2015).
- [42] U. Brandt and C. Mielsch, Thermodynamics and correlation functions of the Falicov-Kimball model in large dimensions, *Z. Phys. B: Condens. Matter* **75**, 365 (1989).
- [43] A. Georges and G. Kotliar, Hubbard model in infinite dimensions, *Phys. Rev. B* **45**, 6479 (1992).
- [44] J. M. Magán, Random Free Fermions: An Analytical Example of Eigenstate Thermalization, *Phys. Rev. Lett.* **116**, 030401 (2016).
- [45] F. Meirinhos, M. Kajan, J. Kroha, and T. Bode, Adaptive numerical solution of Kadanoff-Baym equations, *SciPost Physics Core* **5**, 030 (2022).
- [46] G. Baym and L. P. Kadanoff, Conservation Laws and Correlation Functions, *Phys. Rev.* **124**, 287 (1961).
- [47] D. C. Langreth, Linear and nonlinear response theory with applications, in *Linear and Nonlinear Electron Transport in Solids*, edited by J. T. Devreese and V. E. van Doren (Springer US, Boston, MA, 1976) pp. 3–32.
- [48] L. P. Kadanoff, *Quantum Statistical Mechanics* (Taylor & Francis, Andover, England, UK, 2019).
- [49] M. Babadi, E. Demler, and M. Knap, Far-from-Equilibrium Field Theory of Many-Body Quantum Spin Systems: Prethermalization and Relaxation of Spin Spiral States in Three Dimensions, *Phys. Rev. X* **5**, 041005 (2015).
- [50] N. Sorokhaibam, Phase transition and chaos in charged SYK model, *J. High Energy Phys.* **2020** (7), 1.
- [51] Since $g(t, t) = 0$ in real time, therefore $\tilde{g}(x = 0) = 0$. Then using the periodicity of \tilde{g} as mentioned in the text, namely $\tilde{g}(x) = \tilde{g}(-x + 1)$, we get for $x = 0$, the other boundary condition $\tilde{g}(1) = 0$.
- [52] A. Kamenev, *Field Theory of Non-Equilibrium Systems* (Cambridge University Press, Cambridge, England, UK, 2023).
- [53] R. Bhattacharya, D. P. Jatkar, and N. Sorokhaibam, Quantum quenches and thermalization in SYK models, *Journal of High Energy Physics* **2019**, 66 (2019).
- [54] M. Schüler, D. Golež, Y. Murakami, N. Bittner, A. Herrmann, H. U. R. Strand, P. Werner, and M. Eckstein, NESSi: The Non-Equilibrium Systems Simulation package, *Computer Physics Communications* **257**, 107484 (2020).
- [55] A. Paviglianiti, S. Bandyopadhyay, P. Uhrich, and P. Hauke, Absence of operator growth for average equal-time observables in charge-conserved sectors of the Sachdev-Ye-Kitaev model, *Journal of High Energy Physics* **2023**, 126 (2023).
- [56] A. Larzul and M. Schiró, Quenches and (pre)thermalization in a mixed Sachdev-Ye-Kitaev model, *Physical Review B* **105**, 045105 (2022).
- [57] M. Babadi, E. Demler, and M. Knap, Far-from-equilibrium field theory of many-body quantum spin systems: Prethermalization and relaxation of spin spiral states in three dimensions, *Physical Review X* **5**, 041005 (2015), 1504.05956 [cond-mat, physics:quant-ph].
- [58] J. Dieplinger and S. Bera, Finite-size prethermalization at the chaos-to-integrable crossover, *Physical Review B* **107**, 224207 (2023).
- [59] N. L. F. von Selzam, Green's function and Lyapunov exponents for a generalized SYK model, bachelor thesis, unpublished (2020).
- [60] P. Virtanen, R. Gommers, T. E. Oliphant, M. Haberland, T. Reddy, D. Cournapeau, E. Burovski, P. Peterson, W. Weckesser, J. Bright, S. J. van der Walt, M. Brett, J. Wilson, K. J. Millman, N. Mayorov, A. R. J. Nelson, E. Jones, R. Kern, E. Larson, C. J. Carey, Í. Polat, Y. Feng, E. W. Moore, J. VanderPlas, D. Laxalde, J. Perktold, R. Cimrman, I. Henriksen, E. A. Quintero, C. R. Harris, A. M. Archibald, A. H. Ribeiro, F. Pedregosa, P. van Mulbregt, and SciPy 1.0 Contributors, SciPy 1.0: Fundamental Algorithms for Scientific Computing in Python, *Nature Methods* **17**, 261 (2020).
- [61] A. K. Nandakumaran, P. S. Datti, and R. K. George, *Ordinary Differential Equations: Principles and Applications* (Cambridge University Press, Cambridge, England, UK, 2017).
- [62] S. Salazar Jaramillo, R. Jha, and S. Kehrein, Thermalization of a Closed Sachdev-Ye-Kitaev System in the Thermodynamic Limit, Zenodo [10.5281/zenodo.1403590](https://zenodo.org/record/1403590) (2024).
- [63] G. Stefanucci and R. van Leeuwen, *Nonequilibrium Many-Body Theory of Quantum Systems: A Modern Introduction* (Cambridge University Press, Cambridge, England, UK, 2013).
- [64] R. Jha, S. Kehrein, and J. C. Louw, *Current correlations and conductivity in syk-like systems: An analytical study* (2024), arXiv:2407.20733 [cond-mat.str-el].
- [65] S. Sachdev, Bekenstein-Hawking Entropy and Strange Metals, *Phys. Rev. X* **5**, 041025 (2015).
- [66] W. Fu and S. Sachdev, Numerical study of fermion and boson models with infinite-range random interactions, *Phys. Rev. B* **94**, 035135 (2016).
- [67] G. Gur-Ari, R. Mahajan, and A. Vaezi, Does the SYK model have a spin glass phase?, *J. High Energy Phys.* **2018** (11), 1.
- [68] H. Guo, Y. Gu, and S. Sachdev, Transport and chaos in lattice Sachdev-Ye-Kitaev models, *Phys. Rev. B* **100**, 045140 (2019).
- [69] H. Bruus and K. Flensberg, *Many-Body Quantum Theory in Condensed Matter Physics* (Oxford University Press, Oxford, England, UK, 2004).

- [70] *Progress in Non-equilibrium Green's Functions (PNGF VI)* (2016), [Online; accessed 30. Sep. 2024].
- [71] P. Danielewicz, Operator expectation values, self-energies, cutting rules, and higher-order processes in quantum many-body theory, *Ann. Phys.* **197**, 154 (1990).
- [72] M. J. Hyrkäs, D. Karlsson, and R. van Leeuwen, Contour calculus for many-particle functions, *J. Phys. A: Math. Theor.* **52**, 215303 (2019).

Appendix A: Analytical methods used in this work

1. Keldysh path integral formalism

Equilibrium interacting systems are connected to their non-interacting counter parts in an adiabatic manner in the infinite past as well as the infinite future. The formalism generally employed to deal with equilibrium systems is the *imaginary-time formalism* (also known as the *Matsubara formalism*) [63]. For more general non-equilibrium dynamics, this adiabatic time evolution breaks down and the *Keldysh formalism* (also known as the *real-time formalism*) is employed [52]. A brief motivation for the use of the Keldysh formalism is provided in Appendix B; here we state only the most important aspects required for our calculations.

We work in the Keldysh plane as shown in Fig. 1 and explained in the text in Section III. The central object of Keldysh formalism is the partition function, written in terms of quantum fields as (see Appendix B)

$$\mathcal{Z} = \int D[\psi, \bar{\psi}] e^{iS[\psi, \bar{\psi}]}, \quad (\text{A1})$$

where $\bar{\psi}$ denotes the conjugate field and $S[\psi, \bar{\psi}]$ is the *Keldysh action* given by

$$S[\psi, \bar{\psi}] = \int_{\mathcal{C}} dt \left(\frac{i}{2} \psi(t) \partial_t \bar{\psi}(t) - \mathcal{H}(t) \right). \quad (\text{A2})$$

We denote the unitary time evolution operator along the Keldysh contour as $\hat{U}_{\mathcal{C}}$. If the Hamiltonian is the same along \mathcal{C}_+ and \mathcal{C}_- (the contours are *unperturbed*), then $\hat{U}_{\mathcal{C}} = 1$ and the Keldysh partition function is normalized to unity: $\mathcal{Z} = 1$. Despite this, the partition function still plays a significant role in extracting the operator expectation values, in an analogous way to equilibrium calculations. One can insert an operator along the backward (or the forward) contour and modify the Hamiltonian as $\mathcal{H}^- = \mathcal{H} - \hat{\mathcal{O}}\eta(t)$, where $\eta(t)$ is any conjugate field, while keeping it the unchanged along the backward contour

$\mathcal{H}^+ = \mathcal{H}$. As a result, the partition function becomes the generating functional $\mathcal{Z}[\eta]$ from which the operator expectation values can be extracted as

$$\langle \hat{\mathcal{O}}(t) \rangle = i \left. \frac{\delta \mathcal{Z}[\eta]}{\delta \eta(t)} \right|_{\eta=0}. \quad (\text{A3})$$

Note that unlike the equilibrium case, one does not need to take the logarithm of the generating functional to get the expectation values. This simplifies the calculations significantly, especially for disordered systems where the disorder-average needs to be taken. A detailed overview of this contour deformation by modifying the Hamiltonian (Eq. (B11)) in SYK-like systems is given in Section IV of Ref. [64], where it has been used to analytically calculate current-current correlations and conductivity in three SYK-like systems.

2. Disorder-averaged partition function and Schwinger-Dyson equations

The disorder-averaged partition function is calculated as

$$\bar{\mathcal{Z}} = \int \mathcal{D}j_q \int \mathcal{D}j_2 \mathcal{P}_q[j_q; \{i_q\}] \mathcal{P}_2[j_2; \{l_2\}] \mathcal{Z} \quad (\text{A4})$$

where $\mathcal{P}_q[j_q; \{i_q\}]$ and $\mathcal{P}_2[j_2; \{l_2\}]$ are given in Eq. (7). This procedure is justified because the SYK model has quenched disorder and, for many quantities, calculating for fixed values of j_q and j_2 randomly drawn from their respective ensembles gives the same result as when averaged over different realizations of the coupling constants [7].

The disorder-average leads to the partition function being expressed in terms of two bi-local fields $\bar{\mathcal{Z}}[\mathcal{G}, \Sigma]$, later identified as the Green's function $\mathcal{G}(t, t')$ and the self-energy $\Sigma(t, t')$. We note that the SYK model (both the Majorana and the complex versions) is a self-averaging model with no stable spin glass phase, which allows us to restrict ourselves to the replica diagonal subspace [65–68]. Accordingly, the bi-local function later to be identified as the Green's function is defined as (following the convention of Ref. [23], Eq. (2.6) as well as Ref. [53], Eq. (2.11))

$$\mathcal{G}(t_1, t_2) \equiv -\frac{i}{N} \sum_{i=1}^N \psi_i(t_1) \psi_i(t_2), \quad (\text{A5})$$

introduced with the self-energy as a Lagrange multiplier via the following identity:

$$\int D\mathcal{G} D\Sigma \exp \left\{ \frac{-N}{2} \int_{\mathcal{C}} dt_1 dt_2 \Sigma(t_1, t_2) \left(\mathcal{G}(t_1, t_2) + \frac{i}{N} \sum_j \psi_j(t_1) \psi_j(t_2) \right) \right\} = 1 \quad (\text{A6})$$

as detailed in Appendix C. We quote the final result as follows where everything is exact and we still have not made use of either the $N \rightarrow \infty$ or the large- q limit:

$$\bar{\mathcal{Z}} = \int \mathcal{D}\mathcal{G}\mathcal{D}\Sigma e^{\imath N S_{\text{eff}}[\mathcal{G}, \Sigma]} \quad (\text{A7})$$

$$S_{\text{eff}}[\mathcal{G}, \Sigma] \equiv \frac{-\imath}{2} \log \det(\partial_t + \imath\Sigma) + \frac{\imath(-1)^{q/2}}{4q^2 2^{-q}} \int dt dt' \mathcal{J}_q(t) \mathcal{J}_q(t') \mathcal{G}(t, t')^q - \frac{\imath}{2q} \int dt dt' \mathcal{J}_2(t) \mathcal{J}_2(t') \mathcal{G}(t, t')^2 + \frac{\imath}{2} \int dt dt' \Sigma(t, t') \mathcal{G}(t, t'). \quad (\text{A8})$$

This form is also known as the $\mathcal{G} - \Sigma$ action of the model, since the action has been reduced from containing N fields to depending only upon the Green's function $\mathcal{G}(t, t')$ and the self-energy $\Sigma(t, t')$. With this action in a closed form, the model is in principle solved. The theory becomes semi-classical in the large- N limit which we specialize now to. In the large- N limit, the saddle point equations are calculated via the variational principle

$$\left. \frac{\delta S_{\text{eff}}[\mathcal{G}, \Sigma]}{\delta \Sigma} \right|_{\mathcal{G}} = 0, \quad \left. \frac{\delta S_{\text{eff}}[\mathcal{G}, \Sigma]}{\delta \mathcal{G}} \right|_{\Sigma} = 0 \quad (\text{A9})$$

which gives the *Schwinger-Dyson equations* which is why we identify $\mathcal{G}(t, t')$ as the Green's function

$$\begin{aligned} \mathcal{G}(t, t') &= [\mathcal{G}_0^{-1}(t, t') - \Sigma(t, t')]^{-1} \\ \Sigma(t, t') &= -\frac{(-1)^{q/2}}{2^{1-q} q} \mathcal{J}_q(t) \mathcal{J}_q(t') \mathcal{G}^{q-1}(t, t') \\ &\quad + \frac{2}{q} \mathcal{J}_2(t) \mathcal{J}_2(t') \mathcal{G}(t, t') \end{aligned} \quad (\text{A10})$$

where $\mathcal{G}_0^{-1}(t, t') = \imath\delta(t-t')\partial_t$ is the free Majorana Green's function.

3. Green's functions in real-time

We are now interested in re-formulating the equations of motion on the real time Keldysh contour \mathcal{C} as depicted in Fig. 1, where the imaginary part is ignored, due to the aforementioned Bogoliubov's principle of weakening correlations. In this contour, the two time arguments in the bi-local Green's function can reside either on the forward contour \mathcal{C}_+ or the backward contour \mathcal{C}_- . This results in four different Green's functions (also true for any other function on the Keldysh contour) contained in a single Keldysh-contour-ordered Green's function $\mathcal{G}(t, t')$, defined as

$$\mathcal{G}(t, t') = \begin{cases} \mathcal{G}^>(t, t'), & t \in \mathcal{C}_-, t' \in \mathcal{C}_+ \quad (\because t > t') \\ \mathcal{G}^<(t, t'), & t \in \mathcal{C}_+, t' \in \mathcal{C}_- \quad (\because t < t') \\ \mathcal{G}_t(t, t'), & t, t' \in \mathcal{C}_+ \quad (\text{time-ordered}) \\ \mathcal{G}_{\bar{t}}(t, t'), & t, t' \in \mathcal{C}_- \quad (\text{anti-time-ordered}) \end{cases} \quad (\text{A11})$$

where $S_{\text{eff}}[\mathcal{G}, \Sigma]$ is the effective action given by

where the time-ordered and anti-time-ordered Green's functions

$$\begin{aligned} \mathcal{G}_t(t, t') &\equiv +\Theta(t-t') G^>(t, t') + \Theta(t'-t) G^<(t, t') \\ \mathcal{G}_{\bar{t}}(t, t') &\equiv +\Theta(t'-t) G^>(t, t') + \Theta(t-t') G^<(t, t') \end{aligned} \quad (\text{A12})$$

where $\Theta(t)$ is the Heaviside function. These definitions result in the identity

$$\mathcal{G}_t(t, t') + \mathcal{G}_{\bar{t}}(t, t') = \mathcal{G}^>(t, t') + \mathcal{G}^<(t, t'), \quad (\text{A13})$$

implying that there are only three linearly independent Green's functions in the Keldysh (real-time) plane. There exists a variety of conventions in the literature but for our purposes, the most suitable choice to work with are the following Green's functions $\{\mathcal{G}^>, \mathcal{G}^<, \mathcal{G}^R, \mathcal{G}^A\}$ where \mathcal{G}^R and \mathcal{G}^A are the retarded and the advanced Green's functions defined as

$$\begin{aligned} \mathcal{G}^R(t, t') &\equiv +\theta(t-t') [\mathcal{G}^>(t, t') - \mathcal{G}^<(t, t')] \\ \mathcal{G}^A(t, t') &\equiv +\theta(t'-t) [\mathcal{G}^<(t, t') - \mathcal{G}^>(t, t')] \end{aligned} \quad (\text{A14})$$

and consequently

$$\mathcal{G}^R(t, t') - \mathcal{G}^A(t, t') = \mathcal{G}^>(t, t') - \mathcal{G}^<(t, t'). \quad (\text{A15})$$

As mentioned in the Appendix D in Eq. (D6), the Green's functions satisfy the following general conjugate relation (Majorana or otherwise, both in and out-of-equilibrium)

$$[\mathcal{G}^{\gtrless}(t_1, t_2)]^* = -\mathcal{G}^{\gtrless}(t_2, t_1). \quad (\text{A16})$$

Now, there is an additional constraint for Majorana fermions

$$\mathcal{G}^>(t_1, t_2) = -\mathcal{G}^<(t_2, t_1) \quad (\text{Majorana condition}). \quad (\text{A17})$$

that is satisfied both in and out-of equilibrium. Consequently, only one Green's function is needed, in conjunction with Eqs. (A14) and (A17), to get all the others.

Having introduced the Keldysh Green's functions, we proceed in Section III A to use the Schwinger-Dyson equations in Eq. (A10) to find the equation of motion for $\mathcal{G}^>(t, t')$ in the Keldysh plane, that serves as the basis for the study of the quenched non-equilibrium behavior in this work.

Appendix B: A short review of Matsubara and Keldysh formalism

We first summarize the Matsubara formulation (imaginary-time formalism) and proceed to motivate its shortcomings in non-equilibrium setup to further motivate the Keldysh formulation (real-time formalism). Details can be found in Ref. [52]. The motivation for Matsubara formulation comes from the von Neumann equation of motion

$$\partial_t \hat{\rho}(t) = -i[\hat{H}(t), \hat{\rho}(t)] \quad (\text{B1})$$

which has the formal solution

$$\hat{\rho}(t) = \hat{U}_{t,-\infty} \hat{\rho}_{-\infty} \left[\hat{U}_{t,-\infty} \right]^\dagger = \hat{U}_{t,-\infty} \hat{\rho}_{-\infty} \hat{U}_{-\infty,t}, \quad (\text{B2})$$

where $\hat{U}_{t',t}$ is the unitary time evolution operator. Here $\hat{\rho}_{-\infty}$ is the density matrix of a system that is initially (infinite past) prepared in some equilibrium state. The unitary evolution operator follows the following equations:

$$\partial_t \hat{U}_{t',t} = -i\mathcal{H}(t') \hat{U}_{t',t}, \quad \partial_t \hat{U}_{t',t} = +i\hat{U}_{t',t} \mathcal{H}(t) \quad (\text{B3})$$

where $\mathcal{H}(t)$ is the Hamiltonian of the system evaluated at time t and satisfies the unitary condition $\hat{U}_{t',t} \left[\hat{U}_{t',t} \right]^\dagger = 1$. This gives the identity $\left[\hat{U}_{t',t} \right]^\dagger = \left[\hat{U}_{t',t} \right]^{-1} = \hat{U}_{t,t'}$ which has been used in the last equality above in Eq. (B2). Then the operator expectation value of any observable $\hat{\mathcal{O}}$ is calculated as

$$\langle \hat{\mathcal{O}}(t) \rangle \equiv \frac{\text{Tr}[\hat{\mathcal{O}} \hat{\rho}(t)]}{\text{Tr}[\hat{\rho}(t)]} = \frac{\text{Tr} \left[\hat{U}_{-\infty,t} \hat{\mathcal{O}} \hat{U}_{t,-\infty} \hat{\rho}_{-\infty} \right]}{\text{Tr}[\hat{\rho}_{-\infty}]} \quad (\text{B4})$$

where we used in the second equality the following: (a) Eq. (B2), (b) the cyclic property of trace, and (c) the fact that the trace of the initial density matrix does not change under unitary time evolution as dictated by the von Neumann equation (Eq. (B1)). Now we can re-write the first term in the numerator of Eq. (B4), namely $\hat{U}_{-\infty,t}$, using the properties of the unitary operator that $\hat{U}_{-\infty,t} = \hat{U}_{-\infty,+\infty} \hat{U}_{+\infty,t}$ and therefore the numerator becomes

$$\text{Numerator} = \text{Tr} \left[\overbrace{\hat{U}_{-\infty,+\infty}}^{\text{backward evolution}} \underbrace{\hat{U}_{+\infty,t} \hat{\mathcal{O}} \hat{U}_{t,-\infty} \hat{\rho}_{-\infty}}_{\text{forward evolution}} \right] \quad (\text{B5})$$

Now comes the central dogma of equilibrium systems: *adiabatic continuity*. It states that the interacting systems are adiabatically connected to its non-interacting counterpart for $t \rightarrow \pm\infty$. Let the non-interacting state be denoted by $|0\rangle$, then the assumption of adiabatic time evolution dictates for the forward evolution

$$\hat{U}_{+\infty,-\infty} |0\rangle = e^{i\phi} |0\rangle \quad (\text{B6})$$

or equivalently for the backward evolution $\hat{U}_{-\infty,+\infty} |0\rangle = e^{-i\phi} |0\rangle$ where ϕ is some phase. This makes the backward evolution trivial in Eq. (B5) up to a phase factor and has been argued in detail in Ref. [52], the operator expectation value for equilibrium systems is solely given by the future time evolution without any need for backward time evolution as follows:

$$\langle \hat{\mathcal{O}}(t) \rangle^{\text{equilibrium}} = \frac{\text{Tr} \left[\hat{U}_{+\infty,t} \hat{\mathcal{O}} \hat{U}_{t,-\infty} \hat{\rho}_{-\infty} \right]}{\text{Tr}[\hat{\rho}_{-\infty}]} \quad (\text{B7})$$

Explicitly, $\rho_{-\infty} = e^{\beta\mathcal{H}}$ and $\hat{U}_{t,t'} = e^{-i(t-t')\mathcal{H}}$. The Matsubara form is obtained by replacing the time argument by an imaginary variable $t \rightarrow -i\tau$ such that $0 \leq \tau \leq \beta$. That's why the Matsubara formulation is also known as the imaginary-time formalism. This has the advantage of treating $\hat{\rho}_{-\infty}$ and $\hat{U}_{t,t'}$ together in diagrammatic expansion [69].

Having clarified the Matsubara formulation, now we can immediately see why this fails for non-equilibrium systems. The central pillar of Matsubara formulation that avoids explicit calculation of backward evolution is the assumption of *adiabatic continuity*. In non-equilibrium systems, this no longer holds. This implies that if the interactions are switched off at some time in the future, the final infinite future state will not go back to the original non-interacting state we started with in infinite past. In other words, Eq. (B6) does not hold for non-equilibrium systems. Therefore the backward evolution must be considered in Eq. (B5) and together the forward and backward time contours is known as *closed time contour*. This is formulated in real time (that's why the name real-time formalism) by what is known as Martin-Schwinger-Kadanoff-Baym-Keldysh formalism, after the authors who independently developed this methodology [70]. We will refer to this as Keldysh formalism (or real-time formalism) for brevity.

The Keldysh contour is shown in Fig. 1 where we see a forward real time evolution from $-\infty$ to $+\infty$, a backward time evolution from $+\infty$ to $-\infty$ and an additional imaginary time axis from t_0 to $t_0 - i\beta$ where $t_0 \rightarrow -\infty$. The imaginary branch represents the equilibrium state reached after real-time dynamics have occurred. For generic non-equilibrium dynamics, when the state is prepared in infinite past ($t_0 \rightarrow -\infty$), the imaginary branch is usually deprecated due to the *Bogoliubov's principle of weakening correlations* [53]. In this work, we have assumed throughout that the system is prepared in equilibrium at $t_0 \rightarrow -\infty$, and the imaginary branch is disposed off in all of the quenched cases.

The central object in Keldysh formalism is the partition function

$$\mathcal{Z} \equiv \frac{\text{Tr} \left[\hat{U}_{\mathcal{C}} \hat{\rho}_{-\infty} \right]}{\text{Tr} \hat{\rho}_{-\infty}} \quad (\text{B8})$$

where $\hat{U}_{\mathcal{C}} \equiv \hat{U}_{-\infty,+\infty} \hat{U}_{+\infty,-\infty}$ (subscript \mathcal{C} denotes the closed Keldysh contour as in Fig. 1 without the imagi-

nary branch which has been deprecated due to the aforementioned Bogoliubov's principle of weakening correlations). We can see from the construction of the Keldysh contour that if the Hamiltonian is the same on the forward and the backward time evolution branch, then $\hat{U}_{\mathcal{C}} = 1$ and therefore the Keldysh partition function is normalized to unity ($\mathcal{Z} = 1$). Still, as we have seen in this work, the partition function plays a significant role to compute physical quantities and the normalization condition serves as a useful check for the consistency of the calculations.

We can express the partition function in terms of field variables ψ as has been used throughout this work

$$\mathcal{Z} = \int D[\psi, \bar{\psi}] e^{\iota S[\psi, \bar{\psi}]}, \quad (\text{B9})$$

where $\bar{\psi}$ denotes the conjugate field and $S[\psi, \bar{\psi}]$ is the *Keldysh action* given by

$$S[\psi, \bar{\psi}] = \int_{\mathcal{C}} dt \left(\frac{\iota}{2} \psi(t) \partial_t \bar{\psi}(t) - \mathcal{H}(t) \right). \quad (\text{B10})$$

Here the integration takes over the complex Schwinger-Keldysh contour \mathcal{C} as depicted in Fig. 1. We can divide $\mathcal{C} = \mathcal{C}_+ + \mathcal{C}_-$ (ignoring the imaginary branch as argued above due to the Bogoliubov's principle of weakening correlations) where \mathcal{C}_+ and \mathcal{C}_- denote the forward as well as the backward contours.

In order to calculate the expectation values of any observable $\hat{\mathcal{O}}$, we insert the operator either in the forward

or the backward contour by modifying the Hamiltonian \mathcal{H} as follows [52]:

$$\mathcal{H}_{\eta}^{\pm} = \mathcal{H} \pm \hat{\mathcal{O}}\eta(t) \quad (\text{B11})$$

where $\eta(t)$ is the conjugate field. The plus sign denotes the forward contour and the minus sign denotes the backward contour and therefore, we have two different Hamiltonians for the forward and the backward contours. Accordingly $\hat{U}_{\mathcal{C}} \neq 1$ and therefore $\mathcal{Z}[\eta] \neq 1$. The partition function becomes the *generating functional* given by

$$\mathcal{Z}[\eta] \equiv \frac{\text{Tr} \left[\hat{U}_{\mathcal{C}}[\eta] \hat{\rho}_{-\infty} \right]}{\text{Tr}[\hat{\rho}_{-\infty}]} \quad (\text{B12})$$

which is nontrivial now ($\mathcal{Z}[\eta] \neq 1$). Then the expectation value is calculated via the functional differentiation as (assuming the operator is inserted in the forward contour)

$$\langle \hat{\mathcal{O}}(t) \rangle = \iota \left. \frac{\delta \mathcal{Z}[\eta]}{\delta \eta(t)} \right|_{\eta=0} \quad (\text{B13})$$

We end this appendix with a final note about the disordered systems such as the one considered in this work. Compared to the equilibrium systems where the expectation values of operators are calculated using the *logarithm of the generating functional*, the Keldysh generating functional does not require to take the logarithm as is evident from Eq. (B13) which significantly simplifies the calculations.

Appendix C: Deriving disorder-averaged partition function

We have the partition function from Eqs. (A1) and (A2) which we combine to write

$$\mathcal{Z} = \int \mathcal{D}\psi_i \exp \left[-\frac{1}{2} \int dt \sum_{i=1} \psi_i \partial_t \psi_i - \iota \int dt \mathcal{H} \right] \quad (\text{C1})$$

where we use the fact that Majorana fermions $\psi_i(t)$ are their own conjugate and time-dependent. We avoid showing explicitly the time-dependence on the Majorana fermions unless absolutely required to avoid clutter. We consider the most general Hamiltonian as presented in Eq. (1). Then the disorder-averaging is done over different realizations of coupling constants j_q and j_2 as defined in Eq. (A4) where the Gaussian distributions $\mathcal{P}_q[j_q; \{i_q\}]$ and $\mathcal{P}_2[j_2; \{l_2\}]$ are given in Eq. (5). Plugging \mathcal{H} from Eq. (1) and Gaussian distributions from Eq. (7) into the disorder-averaged partition function in Eq. (A4), we get (showing integral sign only once for brevity)

$$\begin{aligned} \bar{\mathcal{Z}} = \int \mathcal{D}j_q \mathcal{D}j_2 \mathcal{D}\psi_i \exp \left[-\frac{1}{2} \int dt \sum_{i=1}^N \psi_i \partial_t \psi_i - \frac{N^{q-1} q^2 2^{-q}}{\mathcal{J}_q^2 q!} \sum_{\{i_q\}_{\leq}} j_{q; \{i_q\}}^2 - \frac{Nq}{4\mathcal{J}_2^2} \sum_{\{l_2\}_{\leq}} j_{2; \{l_2\}}^2 \right. \\ \left. - \iota \iota^{q/2} \int dt \sum_{\{i_q\}_{\leq}} j_{q; \{i_q\}} f_q(t) \psi_{i_1} \dots \psi_{i_q} + \int dt \sum_{\{l_2\}_{\leq}} j_{2; \{l_2\}} f_2(t) \psi_{l_1} \psi_{l_1} \right] \end{aligned} \quad (\text{C2})$$

We can now integrate over j_q and j_2 by separating the integral as

$$\begin{aligned} \bar{\mathcal{Z}} &= \int \mathcal{D}\psi_i \exp \left[-\frac{1}{2} \int dt \sum_{i=1}^N \psi_i \partial_t \psi_i \right] \\ &\times \int \mathcal{D}j_q \exp \left[-\frac{N^{q-1} q^2 2^{-q}}{\mathcal{J}_q^2 q!} \sum_{\{i_q\}_{\leq}} j_{q;\{i_q\}}^2 - \iota \iota^{q/2} \int dt \sum_{\{i_q\}_{\leq}} j_{q;\{i_q\}} f_q(t) \psi_{i_1} \dots \psi_{i_q} \right] \\ &\times \int \mathcal{D}j_2 \exp \left[-\frac{Nq}{4\mathcal{J}_2^2} \sum_{\{l_2\}_{\leq}} j_{2;\{l_2\}}^2 + \int dt \sum_{\{l_2\}_{\leq}} j_{2;\{l_2\}} f_2(t) \psi_{l_1} \psi_{l_2} \right] \end{aligned} \quad (\text{C3})$$

where we use the standard Gaussian integral $\int dx e^{-ax^2 - bx - c} = \sqrt{\pi/a} e^{b^2/4a - c}$ where the coefficient $\sqrt{\pi/a}$ gets exactly canceled with the normalizing factor of the Gaussian ensembles in Eq. (7) and we get

$$\begin{aligned} \Rightarrow \bar{\mathcal{Z}} &= \int \mathcal{D}\psi_i \exp \left[-\frac{1}{2} \int dt \sum_{i=1}^N \psi_i \partial_t \psi_i \right] \exp \left[\frac{\mathcal{J}_q^2 q!}{4N^{q-1} q^2 2^{-q}} \left(-\iota \iota^{q/2} \int dt \sum_{\{i_q\}_{\leq}} f_q(t) \psi_{i_1} \dots \psi_{i_q} \right)^2 \right] \\ &\times \exp \left[\frac{\mathcal{J}_2^2}{Nq} \left(\int dt \sum_{\{l_2\}_{\leq}} f_2(t) \psi_{l_1} \psi_{l_2} \right)^2 \right] \end{aligned} \quad (\text{C4})$$

$$\Rightarrow \bar{\mathcal{Z}} = \int \mathcal{D}\psi_i \exp \left[-\frac{1}{2} \int dt \sum_{i=1}^N \psi_i \partial_t \psi_i - \frac{\iota^q \mathcal{J}_q^2 q!}{4N^{q-1} q^2 2^{-q}} \left(\int dt \sum_{\{i_q\}_{\leq}} f_q(t) \psi_{i_1} \dots \psi_{i_q} \right)^2 + \frac{\mathcal{J}_2^2}{Nq} \left(\int dt \sum_{\{l_2\}_{\leq}} f_2(t) \psi_{l_1} \psi_{l_2} \right)^2 \right] \quad (\text{C5})$$

Then we can write the squares of the fields as

$$\left(\int dt \sum_{\{i_q\}_{\leq}} f_q(t) \psi_{i_1} \dots \psi_{i_q} \right)^2 = \int dt \int dt' \sum_{\{i_q\}_{\leq}} (f_q(t) \psi_{i_1}(t) \dots \psi_{i_q}(t)) \times (f_q(t') \psi_{i_1}(t') \dots \psi_{i_q}(t')) \quad (\text{C6})$$

If we focus on the integrand and consider $q = 4$ case for the sake of clarity, we get

$$\begin{aligned} \sum_{1 \leq i_1 < i_2 < i_3 < i_4 \leq N} (f_4 \psi_{i_1} \psi_{i_2} \psi_{i_3} \psi_{i_4})(t) (f_4 \psi_{i_1} \psi_{i_2} \psi_{i_3} \psi_{i_4})(t') &= \frac{1}{4!} \sum_{i_1 \neq i_2 \neq i_3 \neq i_4} (f_4 \psi_{i_1} \psi_{i_2} \psi_{i_3} \psi_{i_4})(t) (f_4 \psi_{i_1} \psi_{i_2} \psi_{i_3} \psi_{i_4})(t') \\ &= \frac{1}{4!} f_4(t) f_4(t') \left(\sum_{i=1}^N \psi_i(t) \psi_i(t') \right)^4 \end{aligned} \quad (\text{C7})$$

and for $q = 2$, we get

$$\begin{aligned} \sum_{1 \leq i_1 < i_2 \leq N} (f_2 \psi_{i_1} \psi_{i_2})(t) (f_2 \psi_{i_1} \psi_{i_2})(t') &= \frac{1}{2!} \sum_{i_1 \neq i_2} (f_2 \psi_{i_1} \psi_{i_2})(t) (f_2 \psi_{i_1} \psi_{i_2})(t') \\ &= -\frac{1}{2!} f_2(t) f_2(t') \left(\sum_{i=1}^N \psi_i(t) \psi_i(t') \right)^2 \end{aligned} \quad (\text{C8})$$

In both cases, the pattern is the the same: we matched the indices for the fermionic fields at times t and t' and for every swapping of the fermionic fields, there is a minus sign due to their Grassmannian nature. This can be generalized to q case where recall that q is an even number

$$\begin{aligned} \sum_{\{i_q\}_{\leq}} (f_q \psi_{i_1} \dots \psi_{i_q})(t) (f_q \psi_{i_1} \dots \psi_{i_q})(t') &= \frac{1}{q!} \sum_{\{i_q\}_{\neq}} (f_q \psi_{i_1} \dots \psi_{i_q})(t) (f_q \psi_{i_1} \dots \psi_{i_q})(t') \\ &= \frac{(-1)^{q/2}}{q!} f_q(t) f_q(t') \left(\sum_{i=1}^N \psi_i(t) \psi_i(t') \right)^q \end{aligned} \quad (\text{C9})$$

where we denote $i_q = i_1 \neq i_2 \dots \neq i_q$ as $\{i\}_{\neq}$ for brevity. Next we use the definition of Green's function as given in the main text (Eq. (A5)) which we reproduce here for convenience

$$\mathcal{G}(t_1, t_2) \equiv -\frac{i}{N} \sum_{i=1}^N \psi_i(t_1) \overline{\psi}_i(t_2), \quad (\text{C10})$$

which is used to replace the fermionic fields appearing in Eq. (C9) as (recall q is an even number)

$$\frac{(-1)^{q/2}}{q!} f_q(t) f_q(t') \left(\sum_{i=1}^N \psi_i(t) \psi_i(t') \right)^q = \frac{(-1)^{q/2} N^q}{q! (-i)^q} \mathcal{G}(t, t')^q \quad (\text{C11})$$

Using these results and plugging them back in Eq. (C5), we get

$$\begin{aligned} \Rightarrow \overline{\mathcal{Z}} = \int \mathcal{D}\psi_i \exp \left[-\frac{1}{2} \int dt dt' \sum_{i=1}^N \psi_i(t) \delta(t-t') \partial'_t \psi_i(t') - \frac{i^q (-1)^{q/2} \mathcal{J}_q^2}{4N^{q-1} q^{2q-2}} \int dt dt' f_q(t) f_q(t') \left(\sum_{i=1}^N \psi_i(t) \psi_i(t') \right)^q \right. \\ \left. - \frac{\mathcal{J}_2^2}{2Nq} \int dt dt' f_2(t) f_2(t') \left(\sum_{j=1}^N \psi_j(t) \psi_j(t') \right)^2 \right]. \end{aligned} \quad (\text{C12})$$

where we rewrote the first term on the right-hand side by inserting a delta-function to have two time dependencies. We now use the definition of the Green's function as mentioned above and introduce another bi-local field, the self-energy $\Sigma(t, t')$ via the identity mentioned in the main text (Eq. (A6)) which we reproduce here for convenience:

$$\int \mathcal{D}\mathcal{G}\mathcal{D}\Sigma \exp \left\{ \frac{-N}{2} \int dt_1 dt_2 \Sigma(t_1, t_2) \left(\mathcal{G}(t_1, t_2) + \frac{i}{N} \sum_j \psi_j(t_1) \psi_j(t_2) \right) \right\} = 1. \quad (\text{C13})$$

By plugging this into Eq. (C12), we get

$$\begin{aligned} \Rightarrow \overline{\mathcal{Z}} = \int \mathcal{D}\mathcal{G}\mathcal{D}\Sigma \mathcal{D}\psi_i \exp \left[-\frac{1}{2} \int dt dt' \sum_{i=1}^N \psi_i(t) (\delta(t-t') \partial'_t + i\Sigma(t, t')) \psi_i(t') - \frac{N(-1)^{q/2} \mathcal{J}_q^2}{4q^2 2^{-q}} \int dt dt' f_q(t) f_q(t') \mathcal{G}(t, t')^q \right. \\ \left. + \frac{N\mathcal{J}_2^2}{2q} \int dt dt' f_2(t) f_2(t') \mathcal{G}(t, t')^2 - \frac{N}{2} \int dt dt' \Sigma(t, t') \mathcal{G}(t, t') \right]. \end{aligned} \quad (\text{C14})$$

Now we integrate out the fermionic fields by using the following identity for the Grassmannian variables:

$$\int \mathcal{D}\psi_i \exp \left[-\frac{1}{2} \int dt dt' \sum_{i=1}^N \psi_i(t) (\delta(t-t') \partial'_t + i\Sigma(t, t')) \psi_i(t') \right] = \exp \left[\frac{N}{2} \log \det(\partial_t + i\Sigma) \right] = [\det(\partial_t + i\Sigma)]^{\frac{N}{2}} \quad (\text{C15})$$

to finally get

$$\begin{aligned} \Rightarrow \overline{\mathcal{Z}} = \int \mathcal{D}\mathcal{G}\mathcal{D}\Sigma \exp \left[\frac{N}{2} \log \det(\partial_t + i\Sigma) - \frac{N(-1)^{q/2} \mathcal{J}_q^2}{4q^2 2^{-q}} \int dt dt' f_q(t) f_q(t') \mathcal{G}(t, t')^q \right. \\ \left. + \frac{N\mathcal{J}_2^2}{2q} \int dt dt' f_2(t) f_2(t') \mathcal{G}(t, t')^2 - \frac{N}{2} \int dt dt' \Sigma(t, t') \mathcal{G}(t, t') \right] \end{aligned} \quad (\text{C16})$$

We have derived this without assuming any limit for N or q . We started evaluating the partition function as in Eq. (A1) and the disorder-averaged partition function can be written as

$$\overline{\mathcal{Z}} = \int \mathcal{D}\mathcal{G}\mathcal{D}\Sigma e^{iN S_{\text{eff}}[\mathcal{G}, \Sigma]} \quad (\text{C17})$$

where $S_{\text{eff}}[\mathcal{G}, \Sigma]$ is the effective action can be read off by comparing against Eq. (C16)

$$S_{\text{eff}}[\mathcal{G}, \Sigma] \equiv \frac{-i}{2} \log \det(\partial_t + i\Sigma) + \frac{i(-1)^{q/2}}{4q^2 2^{-q}} \int dt dt' \mathcal{J}_q(t) \mathcal{J}_q(t') \mathcal{G}(t, t')^q - \frac{i}{2q} \int dt dt' \mathcal{J}_2(t) \mathcal{J}_2(t') \mathcal{G}(t, t')^2 + \frac{i}{2} \int dt dt' \Sigma(t, t') \mathcal{G}(t, t') \quad (\text{C18})$$

where we have absorbed the time-dependent functions f_q and f_2 into the coupling constants. This is what is used in the main text in Section III where the large- N limit is taken to calculate the saddle point equations, also known as the Schwinger-Dyson equations.

Appendix D: Deriving the Kadanoff-Baym Equations

equation) as

$$\mathcal{G}_0^{-1}(t_1, t_3) = \mathcal{G}^{-1}(t_1, t_3) + \Sigma(t_1, t_3)^{-1}. \quad (\text{D1})$$

We start with the Schwinger-Dyson equations in Eq. (A10) where we re-arrange the first equation (the Dyson

We take the convolution product from the right in the Keldysh contour with respect to $\mathcal{G}(t_3, t_2)$ to get

$$\begin{aligned} & \int_{\mathcal{C}} dt_3 G_0^{-1}(t_1, t_3) G(t_3, t_2) \\ &= \int_{\mathcal{C}} dt_3 G^{-1}(t_1, t_3) G(t_3, t_2) + \int_{\mathcal{C}} dt_3 \Sigma(t_1, t_3) G(t_3, t_2) \\ &= \delta_{\mathcal{C}}(t_1, t_2) + \int_{\mathcal{C}} dt_3 \Sigma(t_1, t_3) G(t_3, t_2), \end{aligned} \quad (\text{D2})$$

where $\delta_{\mathcal{C}}(t_1, t_2)$ is the delta-function on the Keldysh contour. Without loss of generality, we can take t_1 on the backward contour \mathcal{C}_- and t_2 on the forward contour \mathcal{C}_+ in Fig. 1. This implies that the delta-function vanishes.

The left-hand side can be simplified further by using the real space representation for the free Majorana Green's function, namely $\mathcal{G}_0^{-1}(t, t') = i\delta(t-t')\partial_t$. We get

$$\text{Left-hand side} = i\partial_{t_1} G(t_1^{\mathcal{C}_-}, t_2^{\mathcal{C}_+}) = i\partial_{t_1} G^>(t_1, t_2) \quad (\text{D3})$$

Next we simplify the right-hand side using the Langreth rule derived in Appendix E (Eq. (E6)) to get the first Kadanoff-Baym equation in real time

$$\begin{aligned} i\partial_{t_1} \mathcal{G}^>(t_1, t_2) &= \int_{-\infty}^{\infty} dt_3 (\Sigma^R(t_1, t_3) \mathcal{G}^>(t_3, t_2) \\ &+ \Sigma^>(t_1, t_3) \mathcal{G}^A(t_3, t_2)). \end{aligned} \quad (\text{D4})$$

where the retarded and the advanced functions are defined in Eq. (A14) (same definitions hold true for any other function on the Keldysh contour including the self-energy $\Sigma(t, t')$).

Similarly if we convolute the Dyson equation $\mathcal{G}_0^{-1}(t_3, t_2) = \mathcal{G}^{-1}(t_3, t_2) + \Sigma(t_3, t_2)^{-1}$ with $\mathcal{G}(t_1, t_3)$ from the left and take t_1 and t_2 on \mathcal{C}_- and \mathcal{C}_+ respectively as before, we arrive at the second Kadanoff-Baym equation in real time

$$\begin{aligned} -i\partial_{t_2} \mathcal{G}^>(t_1, t_2) &= \int_{-\infty}^{\infty} dt_3 (\mathcal{G}^R(t_1, t_3) \Sigma^>(t_3, t_2) \\ &+ \mathcal{G}^>(t_1, t_3) \Sigma^A(t_3, t_2)) \end{aligned} \quad (\text{D5})$$

Note that the Green's function satisfies the conjugacy relation in general (Majorana and otherwise, both in and out-of-equilibrium)

$$[\mathcal{G}^{\gtrless}(t_1, t_2)]^* = -\mathcal{G}^{\gtrless}(t_2, t_1) \quad (\text{D6})$$

which saves the computation effort of solving one of the two equations of motion for $\mathcal{G}^>(t_1, t_2)$, namely either Eq.

(D4) or Eq. (D5). We chose to solve Eq. (D4) in this work.

There are also a set of coupled equations of motion for $\mathcal{G}^<(t_1, t_2)$. We present the full Kadanoff-Baym equations

$$\begin{aligned} i\partial_{t_1} \mathcal{G}^{\gtrless}(t_1, t_2) &= \int_{-\infty}^{\infty} dt_3 \left(\Sigma^R(t_1, t_3) \mathcal{G}^{\gtrless}(t_3, t_2) \right. \\ &\quad \left. + \Sigma^{\gtrless}(t_1, t_3) \mathcal{G}^A(t_3, t_2) \right). \end{aligned} \quad (\text{D7})$$

$$\begin{aligned} -i\partial_{t_2} \mathcal{G}^{\gtrless}(t_1, t_2) &= \int_{-\infty}^{\infty} dt_3 \left(\mathcal{G}^R(t_1, t_3) \Sigma^{\gtrless}(t_3, t_2) \right. \\ &\quad \left. + \mathcal{G}^{\gtrless}(t_1, t_3) \Sigma^A(t_3, t_2) \right) \end{aligned} \quad (\text{D8})$$

where the self-energy is given by the second Schwinger-Dyson equations in Eq. (A10) and we need to use the Langreth rule (Eq. (E8)) to analytically continue the self-energy to real time.

Since we are dealing with Majorana fermions, we don't need the equations of motion for $\mathcal{G}^<(t, t')$ as this is completely determined by solving for $\mathcal{G}^>(t, t')$ and using the conjugacy relation

$$\mathcal{G}^<(t, t') = -\mathcal{G}^>(t', t). \quad (\text{D9})$$

This further simplifies the computation effort on top of Eq. (D6) and therefore, solving only Eq. (D4) ensures that we have solved the system of Majorana fermions considered in this work.

Now we specialize to the model considered in this work. The self-energy is given by the second equation of the Schwinger-Dyson equations in Eq. (A10) (using the Langreth rule in Eq. (E8))

$$\begin{aligned} \Sigma^{\gtrless}(t, t') &= -\frac{(-1)^{q/2}}{2^{1-q}q} \mathcal{J}_q(t) \mathcal{J}_q(t') \left(\mathcal{G}^{\gtrless}(t, t') \right)^{q-1} \\ &+ \frac{2}{q} \mathcal{J}_2(t) \mathcal{J}_2(t') \mathcal{G}^{\gtrless}(t, t'). \end{aligned} \quad (\text{D10})$$

We plug in the definition of the retarded and advanced functions from Eq. (A14) in Eq. (D4) and use the self-energy to get the following:

$$\begin{aligned} i\partial_{t_1} \mathcal{G}^>(t_1, t_2) &= \int_{-\infty}^{+\infty} dt_3 \Theta(t_1 - t_3) [\Sigma^>(t_1, t_3) - \Sigma^<(t_1, t_3)] \mathcal{G}^>(t_3, t_2) \\ &+ \int_{-\infty}^{+\infty} dt_3 \Theta(t_2 - t_3) \Sigma^>(t_1, t_3) [\mathcal{G}^<(t_3, t_2) - \mathcal{G}^>(t_3, t_2)]. \end{aligned} \quad (\text{D11})$$

We now plug in the expressions for the self-energies and simplify to get

$$\begin{aligned}
i\partial_{t_1}\mathcal{G}^>(t_1, t_2) &= \int_{-\infty}^{t_1} dt_3 \left\{ -\frac{(-1)^{q/2}}{2^{1-q}q} \mathcal{J}_q(t_1) \mathcal{J}_q(t_3) \left[G^>(t_1, t_3)^{q-1} - G^<(t_1, t_3)^{q-1} \right] G^>(t_3, t_2) \right. \\
&\quad \left. + \frac{2}{q} \mathcal{J}_2(t_1) \mathcal{J}_2(t_3) \left[G^>(t_1, t_3) - G^<(t_1, t_3) \right] G^>(t_3, t_2) \right\} \\
&\quad + \int_{-\infty}^{t_2} dt_3 \left\{ \frac{(-1)^{q/2}}{2^{1-q}q} \mathcal{J}_q(t_1) \mathcal{J}_q(t_3) G^>(t_1, t_3)^{q-1} \left[G^>(t_3, t_2) - G^<(t_3, t_2) \right] \right\} \\
&\quad - \frac{2}{q} \mathcal{J}_2(t_1) \mathcal{J}_2(t_3) G^>(t_1, t_3) \left[G^>(t_3, t_2) - G^<(t_3, t_2) \right] \}.
\end{aligned} \tag{D12}$$

This is the final Kadanoff-Baym equation that needs to be solved to completely solve the system in consideration.

Appendix E: A brief note on the Langreth rules

We derive the Langreth rule used in Appendix D to derive the Kadanoff-Baym equations. We consider a general (out-of-equilibrium) Keldysh integral of the form

$$Z(t_1, t_2) = \int_{\mathcal{C}} dt_3 X(t_1, t_3) Y(t_3, t_2) \tag{E1}$$

where Z , X and Y are some arbitrary bi-local functions in time in the Keldysh plane and \mathcal{C} is the Keldysh contour.

We consider the first case where we take time t_1 on \mathcal{C}_+ and time t_2 on \mathcal{C}_- in Fig. 1 (note that we have assumed throughout this work that the imaginary part of the contour has been deprecated due to the aforementioned reason of Bogoliubov's principle of weakening correlations). Then by construction, we get on the left-hand side $Z^<(t_1, t_2)$ where we used the definition of the lesser function from Eq. (A11). Accordingly we use the same definition on the right-hand side to get

$$\begin{aligned}
\Rightarrow Z^<(t_1, t_2) &= \int_{\mathcal{C}_+} dt_3 X(t_1, t_3) Y^<(t_3, t_2) \\
&\quad + \int_{\mathcal{C}_-} dt_3 X^<(t_1, t_3) Y(t_3, t_2)
\end{aligned} \tag{E2}$$

Before we simplify further, we use the contour calculus to modify the Keldysh contour as in Fig. 1 to deform as in Fig. 8. This was originally devised in Ref. [71] and we refer the readers to Section 4 of Ref. [72] for a nice introduction. Therefore multiple forward-and-backward deformation loops can be added to the original Keldysh contour with each loop terminating at the maximum value of the real time that exists on that loop without changing the value of the integral. Accordingly using this contour deformation, we simplify the first term on the right-hand side of Eq. (E2) where $\mathcal{C}_+ = \mathcal{C}_{+,1} + \mathcal{C}_{+,2}$

as follows:

$$\begin{aligned}
&\int_{\mathcal{C}_+} dt_3 X(t_1, t_3) Y^<(t_3, t_2) \\
&= \int_{\mathcal{C}_{+,1}} dt_3 X(t_1, t_3) Y^<(t_3, t_2) \\
&\quad + \int_{\mathcal{C}_{+,2}} dt_3 X(t_1, t_3) Y^<(t_3, t_2) \\
&= \int_{-\infty}^{t_1} dt_3 X^>(t_1, t_3) Y^<(t_3, t_2) \\
&\quad + \int_{t_1}^{-\infty} dt_3 X^<(t_1, t_3) Y^<(t_3, t_2) \\
&= \int_{-\infty}^{+\infty} dt_3 \Theta(t_1 - t_3) \left[X^>(t_1, t_3) - X^<(t_1, t_3) \right] Y^<(t_3, t_2) \\
&= \int_{-\infty}^{+\infty} dt_3 X^R(t_1, t_3) Y^<(t_3, t_2)
\end{aligned} \tag{E3}$$

where we used the definition of the retarded function from Eq. (A14). Similarly the second term on the right-hand side of Eq. (E2) simplifies to (where $\mathcal{C}_- = \mathcal{C}_{-,1} + \mathcal{C}_{-,2}$)

$$\begin{aligned}
&\int_{\mathcal{C}_-} dt_3 X^<(t_1, t_3) Y(t_3, t_2) \\
&= \int_{\mathcal{C}_{-,1}} dt_3 X^<(t_1, t_3) Y(t_3, t_2) \\
&\quad + \int_{\mathcal{C}_{-,2}} dt_3 X^<(t_1, t_3) Y(t_3, t_2) \\
&= \int_{-\infty}^{t_2} dt_3 X^<(t_1, t_3) Y^<(t_3, t_2) \\
&\quad + \int_{t_2}^{-\infty} dt_3 X^<(t_1, t_3) Y^>(t_3, t_2) \\
&= \int_{-\infty}^{\infty} dt_3 \Theta(t_2 - t_3) X^<(t_1, t_3) \left[Y^<(t_3, t_2) - Y^>(t_3, t_2) \right] \\
&= \int_{-\infty}^{\infty} dt_3 X^<(t_1, t_3) Y^A(t_3, t_2)
\end{aligned} \tag{E4}$$

where we used the definition of the advanced function from Eq. (A14). Therefore, Eq. (E2) simplifies to give

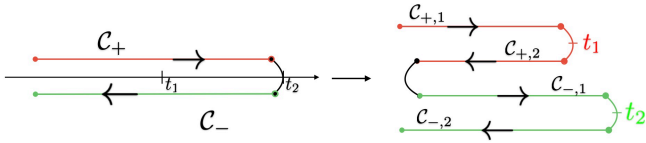


Figure 8: Sketch of the deformation of the Keldysh contour in Fig. 1.

us the Langreth rule

$$\boxed{Z^<(t_1, t_2) = \int_{-\infty}^{\infty} dt_3 [X^R(t_1, t_3) Y^<(t_3, t_2) + X^<(t_1, t_3) Y^A(t_3, t_2)]} \quad (\text{E5})$$

Similarly if we would have started with the choice that times t_1 lies on the backward contour \mathcal{C}_- and t_2 lies on the forward contour \mathcal{C}_+ , then we would similarly get the second Langreth rule

$$\boxed{Z^>(t_1, t_2) = \int_{-\infty}^{\infty} dt_3 [X^R(t_1, t_3) Y^>(t_3, t_2) + X^>(t_1, t_3) Y^A(t_3, t_2)]} \quad (\text{E6})$$

These are the Langreth rules used in Appendix D to derive the Kadanoff-Baym equations starting from the Schwinger-Dyson equations.

Finally, we need another set of Langreth rules that appear in the structure of self-energy in the Schwinger-Dyson equations which we state here without proof. The

$$\begin{aligned} \bar{S}_\eta[\mathcal{G}, \Sigma, \eta] = & \frac{i(-1)^{q/2}}{4q^2 2^{-q}} \int_{\mathcal{C}} dt dt' \mathcal{J}_q(t) \mathcal{J}_q(t') [\eta(t) + \eta(t') + \eta(t)\eta(t')] \mathcal{G}(t, t')^q \\ & - \frac{i}{2q} \int_{\mathcal{C}} dt dt' \mathcal{J}_2(t) \mathcal{J}_2(t') [\eta(t) + \eta(t') + \eta(t)\eta(t')] \mathcal{G}(t, t')^2 \end{aligned} \quad (\text{F3})$$

Therefore using Eqs. (B4) and (21), we get $E(t_1) = iq^2 \lim_{\eta \rightarrow 0} \bar{Z}[\eta] (iN) \frac{\delta \bar{S}_\eta[\mathcal{G}, \Sigma, \eta]}{\delta \eta(t_1)}$. Recall from Section III D

$$E(t_1) = -iN \left[\frac{(-1)^{q/2}}{2^{2-q}} \int_{\mathcal{C}} dt \mathcal{J}_q(t_1) \mathcal{J}_q(t) (\mathcal{G}(t_1, t)^q + \mathcal{G}(t, t_1)^q) - \frac{q}{2} \int_{\mathcal{C}} dt \mathcal{J}_2(t_1) \mathcal{J}_2(t) (\mathcal{G}(t_1, t)^2 + \mathcal{G}(t, t_1)^2) \right] \quad (\text{F4})$$

We simplify this by expanding the Keldysh contour integral using $\mathcal{C} = \mathcal{C}_+ + \mathcal{C}_-$, namely $\int_{\mathcal{C}} dt(\dots) = \int_{-\infty}^{+\infty} dt(\dots) + \int_{+\infty}^{-\infty} dt(\dots)$. To illustrate the point, we focus on the first term on the right-hand side (with $t_1 \in \mathcal{C}_-$) which is also

structure on the Keldysh contour is of the type

$$C(t, t') = A(t, t') B(t, t') \quad (\text{E7})$$

which can be translated to the real time using the following Langreth rules:

$$\boxed{\begin{aligned} C^{\geq}(t, t') &= A^{\geq}(t, t') B^{\geq}(t, t') \\ C^R(t, t') &= A^<(t, t') B^R(t, t') + A^R(t, t') B^<(t, t') \\ &\quad + A^R(t, t') B^R(t, t') \end{aligned}} \quad (\text{E8})$$

Appendix F: Evaluating energy in the Keldysh contour

We start with the definition of Eq. (22)

$$\mathcal{Z}[\eta] = \int D\psi_i \exp\{iS + iS_\eta\}$$

where $S_\eta = -\int dt \eta(t) \mathcal{H}(t)$. The disorder-averaged generating functional is given by

$$\bar{\mathcal{Z}}[\eta] = \int \mathcal{D}j_q \mathcal{D}j_2 \mathcal{P}_q[j_q] \mathcal{P}_2[j_2] \mathcal{Z}[\eta] \quad (\text{F1})$$

where we use Eq. (7) and repeat the calculation as done in Appendix C to get

$$\bar{\mathcal{Z}}[\eta] = \exp [iN \bar{S}[\mathcal{G}, \Sigma] + iN \bar{S}_\eta[\mathcal{G}, \Sigma, \eta]] \quad (\text{F2})$$

where $\bar{S}[\mathcal{G}, \Sigma]$ is given in Eq. (A2) and $\bar{S}_\eta[\mathcal{G}, \Sigma, \eta]$ contains the conjugate field dependency $\eta(t)$ given by

that without loss of generality we have assumed $t_1 \in \mathcal{C}_-$ (the backward contour). We know that the unperturbed Keldysh partition function is normalized to unity, i.e. $\mathcal{Z}[\eta = 0] = 1$ (see Appendix B). Therefore we get

the interacting energy term $V(t_1)$ to get

$$V(t_1) = -iN \frac{(-1)^{q/2}}{2^{2-q}} \left[\int_{-\infty}^{+\infty} dt \mathcal{J}_q(t_1) \mathcal{J}_q(t) \mathcal{G}^>(t_1, t)^q + \int_{+\infty}^{-\infty} dt \mathcal{J}_q(t_1) \mathcal{J}_q(t) \mathcal{G}(t_1, t)^q \right. \\ \left. + \int_{-\infty}^{+\infty} dt \mathcal{J}_q(t_1) \mathcal{J}_q(t) \mathcal{G}^<(t, t_1)^q + \int_{+\infty}^{-\infty} dt \mathcal{J}_q(t_1) \mathcal{J}_q(t) \mathcal{G}(t, t_1)^q \right] \quad (\text{F5})$$

We use the Majorana conjugate relation in Eq. (A17) to get $\mathcal{G}^<(t, t_1)^q = [-\mathcal{G}^>(t_1, t)]^q = \mathcal{G}^>(t_1, t)^q$ (since q is even). So the first and the third terms in Eq. (F5) are the same. Then we identify $\mathcal{G}(t, t_1)^q$ appearing in the second and the fourth terms as the anti-time-ordered Green's function (since $t, t_1 \in \mathcal{C}_-$; see Eq. (A11)) and use the definition of anti-time-ordered Green's function from Eq. (A12) as

$$\mathcal{G}(t, t_1)^q = (\Theta(t_1 - t) \mathcal{G}^>(t, t_1) + \Theta(t - t_1) \mathcal{G}^<(t, t_1))^q = \Theta(t_1 - t) \mathcal{G}^>(t, t_1)^q + \Theta(t - t_1) \mathcal{G}^<(t, t_1)^q \quad (\text{F6})$$

where cross-terms don't contribute due to the properties of the Heaviside step function. Using the Majorana conjugate relation to bring all Green's functions in the form $\mathcal{G}^{\gtrless}(t_1, t)$, we get for Eq. (F5) the following interacting energy density

$$\mathcal{V}(t_1) = \frac{V(t_1)}{N} = -i \frac{(-1)^{q/2}}{2^{2-q}} 2 \left[\int_{-\infty}^{t_1} dt \mathcal{J}_q(t_1) \mathcal{J}_q(t) (\mathcal{G}^>(t_1, t)^q - \mathcal{G}^<(t_1, t)^q) \right] \quad (\text{F7})$$

where the integration from t_1 to $+\infty$ gets cancelled out. Then substituting the large- q ansatz for the Green's functions from Section III B, we get

$$\mathcal{V}(t_1) = -\frac{i}{2} \int_{-\infty}^{t_1} dt \mathcal{J}_q(t_1) \mathcal{J}_q(t) \left(e^{g(t_1, t)} - e^{g^*(t_1, t)} \right) + \mathcal{O}\left(\frac{1}{q}\right) = \text{Im} \int_{-\infty}^{t_1} dt_2 \mathcal{J}_q(t_1) \mathcal{J}_q(t_2) e^{g(t_1, t_2)} + \mathcal{O}\left(\frac{1}{q}\right) \quad (\text{F8})$$

which matches the expression in Eq. (26). Similarly we can evaluate the second term in Eq. (F4), which is the kinetic energy contribution to get

$$\mathcal{K}(t_1) = \frac{K(t_1)}{N} = i \frac{q}{2} \left[\int_{-\infty}^{+\infty} dt \mathcal{J}_2(t_1) \mathcal{J}_2(t) \left(\mathcal{G}^>(t_1, t)^2 + \mathcal{G}^<(t, t_1)^2 - [\Theta(t - t_1) \mathcal{G}^>(t_1, t)^2 + \Theta(t_1 - t) \mathcal{G}^<(t_1, t)^2] \right. \right. \\ \left. \left. - [\Theta(t_1 - t) \mathcal{G}^>(t, t_1)^2 + \Theta(t - t_1) \mathcal{G}^<(t, t_1)^2] \right) \right]. \quad (\text{F9})$$

We again use $\mathcal{G}^>(t, t_1)^2 = (-\mathcal{G}^<(t_1, t))^2 = \mathcal{G}^<(t_1, t)^2$ and $\mathcal{G}^<(t, t_1)^2 = (-\mathcal{G}^>(t_1, t))^2 = \mathcal{G}^>(t_1, t)^2$ as well as the large- q ansatz for the Green's function as introduced in Section III B to get

$$\mathcal{K}(t_1) = i \frac{q}{2} 2 \left(\frac{i}{2} \right)^2 \left[\int_{-\infty}^{t_1} dt \mathcal{J}_2(t_1) \mathcal{J}_2(t) \left(e^{2g(t_1, t)/q} - e^{2g^*(t_1, t)/q} \right) \right] = \text{Im} \int_{-\infty}^{t_1} dt \mathcal{J}_2(t_1) \mathcal{J}_2(t) g(t_1, t) + \mathcal{O}\left(\frac{1}{q}\right). \quad (\text{F10})$$

We kept to leading order in $1/q$ in the second equality by expanding the exponential which finally matches the expression for the kinetic energy density as in Eq. (26).

Having derived the general non-equilibrium expression, we also show now how to derive the equilibrium energy density as in Eq. (60). We start with Eq. (F4) where we restrict to the imaginary contour of \mathcal{C} in Fig. 1 since we are in equilibrium. The imaginary contour runs from t_0 to $t_0 - i\beta$ in real time where $t_0 \rightarrow -\infty$. We impose the time translational invariance $(t, t_1) \rightarrow t - t_1 = t'$ (say) where t_1 is just some constant. Then substitute $t = -ix\beta_f$ where β_f is the equilibrium inverse temperature. We take the definition of the Green's function from Section III C where $\mathcal{G}(-i\beta_f x) = -i\tilde{\mathcal{G}}(x)$ where $\tilde{\mathcal{G}}(x) = \frac{1}{2} \text{sgn}(x) e^{\tilde{g}(x)/q}$ is the imaginary time Green's function [5]. The anti-symmetric property in the imaginary time formalism is given by [69]

$$\tilde{\mathcal{G}}(x+1) = -\tilde{\mathcal{G}}(x), \quad x \in (-1, 0) \\ \tilde{\mathcal{G}}(x-1) = -\tilde{\mathcal{G}}(x), \quad x \in (0, 1) \quad (\text{F11})$$

Accordingly the imaginary time Green's function $\tilde{g}(x)$ (defined as $g(-i\beta_f x)$ in Section III C as a real-valued function) is periodic with unit periodicity. Therefore we use the relation $\int_0^p h(t) dt = \int_a^{a+p} h(t) dt$ for any real-valued continuous function h satisfying $h(x+p) = h(x) \forall x$. Proof follows by considering $H(x) = \int_x^{x+p} h(t) dt$ and taking its derivative

to get $dH/dx = h(x+p) - h(x) = 0$, so $H(x)$ is a constant and in particular, $H(a) = H(0)$. Therefore we shift the integral limits on x from $0 \rightarrow 1$ to get

$$\mathcal{E}_{\text{EQ}}(\beta_f) = -\beta_f \left[\frac{(-1)^{q/2} (-i)^q}{2^{2-q}} \mathcal{J}_q^2 \int_0^1 dx \left(\tilde{\mathcal{G}}(-x)^q + \tilde{\mathcal{G}}(x)^q \right) - \frac{q(-i)^2}{2} \mathcal{J}_2^2 \int_0^1 dx \left(\tilde{\mathcal{G}}(-x)^2 + \tilde{\mathcal{G}}(x)^2 \right) \right] \quad (\text{F12})$$

where we plug in the full definition of $\tilde{\mathcal{G}}(x) = \frac{1}{2} \text{sgn}(x) e^{\tilde{g}(x)/q}$ in the first integral and keep up to order $1/q$ in the second integral (recall that $\tilde{g}(x) = \mathcal{O}(q^0)$). We also use above the Majorana conjugate relation $\tilde{\mathcal{G}}(-x) = -\tilde{\mathcal{G}}(x)$ that gives $\tilde{g}(x) = \tilde{g}(-x)$ to finally get Eq. (60). This calculation shows that in our non-equilibrium setup as considered in Eq. (F4), had we considered the imaginary part of the contour (see Fig. 1), we would have obtained a kinetic contribution that scales as q , similar to what we obtain in the equilibrium case in Eq. (60). Since we use the Bogoliubov principle of weakening correlations to ignore the imaginary contour in our non-equilibrium calculations, this is the reason why the non-equilibrium energy density does not have such a leading term in q . However there is a caveat. For the equilibrium calculation, both SYK $_q$ as well as SYK $_2$ terms exist from time $-\infty \rightarrow +\infty \rightarrow -\infty \rightarrow -\infty - i\beta$ where the horizontal contours cancel each other (the system is always in equilibrium) leading to the only contribution coming from the vertical (thermal) contour. This is what we evaluated above in Eq. (F12). However, the full Keldysh contour as shown in Fig. 1 for the non-equilibrium setup would have only involved the SYK $_q$ term on the vertical contour because the SYK $_2$ term is switched on at $t = 0$. As such, to include the vertical contour, we need to make modifications as shown explicitly in Fig. 9 where we use the fact that the equilibrium time evolution in the forward and the backward direction cancels each other (same reasoning that motivates contour deformation shown in Fig. 8) and accordingly we can remove this canceled section from the full Keldysh contour. What remains is shown in Fig. 9 where the contour takes the path starting from time $t = 0 \rightarrow \infty \rightarrow 0 \rightarrow -i\beta$. However our non-equilibrium calculation is done keeping the full contour (Fig. 1) which implies that only SYK $_q$ term exists on the imaginary contour; this further justifies the reasoning of using the interaction energy density to estimate the final temperature (see main text below Eq. (61)).

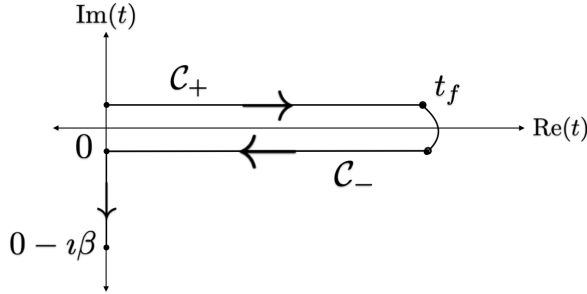


Figure 9: For our quenched case where SYK $_2$ term is switched on at $t = 0$ starting from an SYK $_q$ equilibrium condition, accordingly the forward and the backward contour from time $-\infty$ to 0 in Fig. 1 cancel each other and the vertical contour can accordingly be shifted to time $t = 0$ which lies later than all points on the forward and the backward horizontal contours. This represents the equilibrium situation for our quench case and had we considered this vertical branch, we would have recovered the equilibrium energy density as in Eq. (60) including the q scaling of kinetic energy density contribution. Since our non-equilibrium energy density calculation explicitly considers real time dynamics and the full Keldysh contour as in Fig. 1 where the final vertical contour only has a SYK $_q$ term (since SYK $_2$ quench happens at $t = 0$, so for any $t < 0$, there is only SYK $_q$ term in equilibrium), this further justifies using interaction energy density for the estimation of final temperature as argued in the main text below Eq. (61).

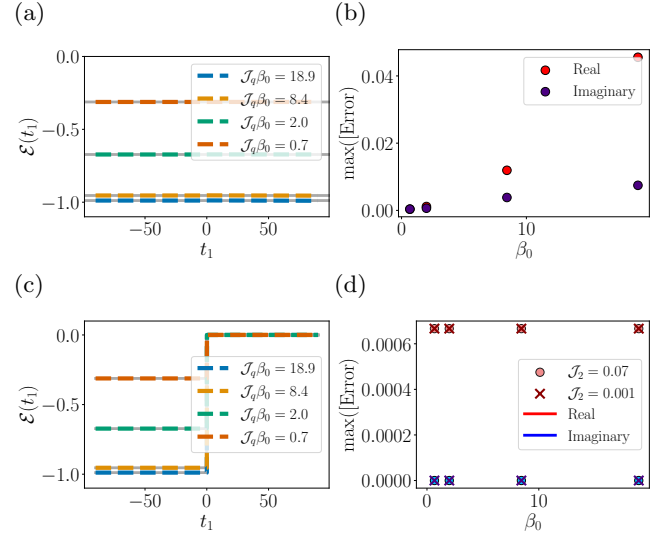


Figure 10: Predictor-corrector performance in the limiting cases (as presented in Section III E) with $\Delta t = 0.06$. The dashed lines represent the numerical energy and the solid lines the corresponding analytical values. The red and blue dots represent the maximum relative error between the exact and numerical Green's function in the post-quench quadrants. Plots (a) and (b) depict the energies and errors for several temperatures, in the single large- q SYK at equilibrium, where there is no quench ($\mathcal{J}_2 = 0$). Plots (c) and (d) show the same results for the kinetic quench. Plot (d) includes the errors for two different \mathcal{J}_2 as round and x-shaped markers. Note that the x-markers ($\mathcal{J}_2 = 0.001$) overlap with the circles ($\mathcal{J}_2 = 0.07$) as the errors are significantly close to each other.

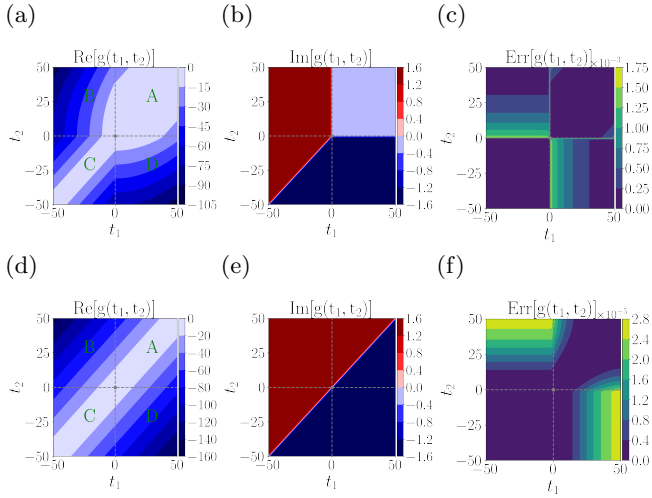


Figure 11: Predictor-corrector solutions for the case of a kinetic quench as presented in Section III E with $\Delta t = 0.06$. (a)-(b) Real and imaginary components of $g(t_1, t_2)$ with $\mathcal{J}_2 = 0.1$ and $\beta_0 = 2.0$. (c) Heat map of the absolute squared error between the numeric and analytic Green's function $g(t_1, t_2)$. (d)-(f) The same results but for the (non-quenched) limiting case of large- q SYK model as presented in Section III E where nothing changes.

Appendix G: Bench-marking and error-estimation

The limiting cases discussed in Section III E were used to bench-mark the algorithm. Fig. 10 shows the results at $\Delta t = 0.06$ for both limiting cases at several initial temperatures. For kinetic quench in particular, we also analyze for different values of \mathcal{J}_2 in addition to various initial temperatures. For both single large- q SYK model in equilibrium as well as kinetic quench, the numerical $g(t_1, t_2)$ remains close to the analytic solutions. For large- q SYK model without quench, the energy stays constant throughout. For the kinetic quench, the total energy immediately jumps to a constant value of zero after the quench signifying that the numerical solution for the Green's function $g(t_1, t_2)$ exhibits instantaneous thermalization to an infinite temperature state, regardless of the initial inverse temperature β_0 as well as the quench strength \mathcal{J}_2 .

For both the equilibrium and the kinetic quench, systems starting at lower initial temperatures exhibit larger errors. This behavior is especially relevant for the mixed-quench, as is discussed in the section VI. Overall, the benchmark with respect to the equilibrium SYK $_q$ and the kinetic quench indicates that the predictor-corrector algorithm achieves a good degree of accuracy and its solutions are capable of capturing the expected equilibrium behavior and instant thermalization.

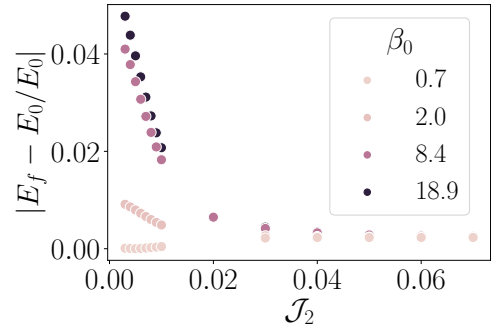


Figure 12: Relative error between the initial energy E_0 and the energy at the final time E_f as a function of the quench strength, in the mixed quench. The colors of the markers represent different initial temperatures. Here, all calculations were obtained with $\Delta t = 0.06$ and $t_{\max} = 1700$. As explained in the main text, the errors are somewhat larger for smaller quench parameter \mathcal{J}_2 and larger initial inverse temperature β_0 .

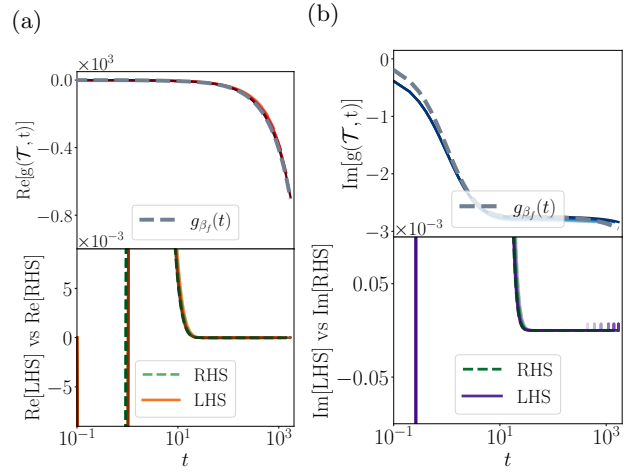


Figure 13: Comparison of the stationary limit of the Kadanoff-Baym solution to the corresponding thermal system for $\mathcal{J}_2 = 0.003$ and $\beta_0 = 18.9$. The color coding in (a) and (b) follows the same convention as explained in Fig. 6.

Appendix H: Additional figures

The following figures are referenced in the main text and serve as supplementary material. Fig. 12 shows the relative error between the initial and final values of the total energy in the mixed-quench for different temperatures and kinetic couplings. As pointed out in the main text, higher errors are found at small c_{j_2} and large β_0 since they represent systems with low temperatures.

Figs. 13 and 14 depict the analysis of the stationary limit of the Kadanoff-Baym solution as presented in Fig. 6 for $\mathcal{J}_2 = 0.003$ and $\mathcal{J}_2 = 0.07$, which represent the weakest and strongest quenches considered in this study

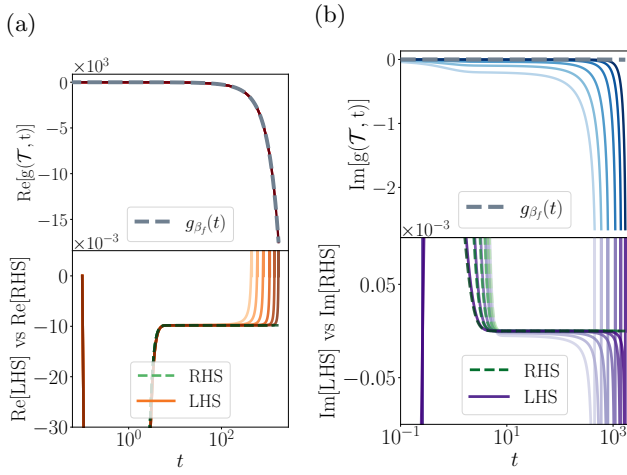


Figure 14: Comparison of the stationary limit of the Kadanoff-Baym solution to the corresponding thermal solution for $\mathcal{J}_2 = 0.07$ and $\beta_0 = 18.9$. The color coding in (a) and (b) follows the same convention as explained in Fig. 6.

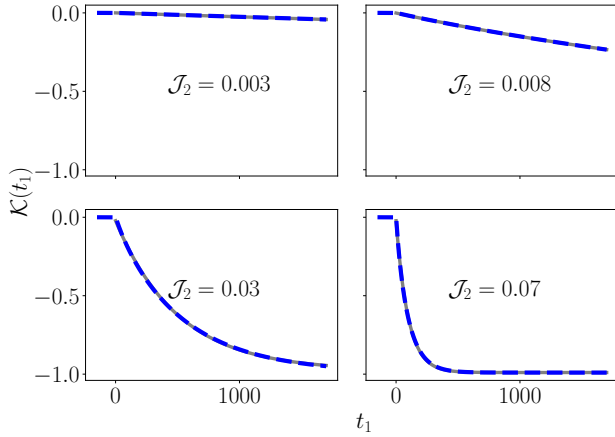


Figure 15: Goodness of fit for $\mathcal{K}(t_1)$ using the exponential ansatz in Eq. (62). The dashed line corresponds $\mathcal{K}(t_1)$, while the solid one depicts the fitted curve. All four instances shown here have $\beta_0 = 18.9$ as the initial inverse temperature.

respectively. The figures indicate that, as in the case of $\mathcal{J}_2 = 0.02$, both cases eventually reach stationary behavior corresponding to thermal equilibrium at different relaxation times. These are additional evidences and, accordingly, all conclusions of Section VI hold true.