

Thinking Before Looking: Improving Multimodal LLM Reasoning via Mitigating Visual Hallucination

Haojie Zheng^{1*†} Tianyang Xu^{2*†} Hanchi Sun³ Shu Pu⁴ Ruoxi Chen^{3†} Lichao Sun³

¹University of Pennsylvania ²Columbia University

³Lehigh University ⁴Independent Researcher

haojiez@seas.upenn.edu, tx2240@columbia.edu, pushuabc@gmail.com

has423, lis221@lehigh.edu, chenrx0830@gmail.com

Abstract

Multimodal large language models (MLLMs) have advanced the integration of visual and linguistic modalities, establishing themselves as the dominant paradigm for visual-language tasks. Current approaches like chain of thought (CoT) reasoning have augmented the cognitive capabilities of large language models (LLMs), yet their adaptation to MLLMs is hindered by heightened risks of hallucination in cross-modality comprehension. In this paper, we find that the thinking while looking paradigm in current multimodal CoT approaches—where reasoning chains are generated alongside visual input—fails to mitigate hallucinations caused by misleading images. To address these limitations, we propose the **Visual Inference Chain (VIC)** framework, a novel approach that constructs reasoning chains using textual context alone before introducing visual input, effectively reducing cross-modal biases and enhancing multimodal reasoning accuracy. Comprehensive evaluations demonstrate that VIC significantly improves zero-shot performance across various vision-related tasks, mitigating hallucinations while refining the reasoning capabilities of MLLMs. Our anonymized code repository can be found at https://github.com/Terry-Xu-666/visual_inference_chain.

1. Introduction

Large Language Models (LLMs), such as GPT-4 [1] and Llama [34], have driven remarkable advancements in world comprehension [11] and reasoning capability [12]. Prompting techniques like CoT [9, 28, 38] have been developed to enhance LLMs’ ability to handle complex tasks through

human-like step-by-step reasoning. Meanwhile, MLLMs have rapidly advanced in recent years [1, 2, 20, 21], extending LLMs’ capabilities into the multimodal realm by integrating visual backbones to align visual and language representations. MLLMs have demonstrated exceptional performance in a range of vision-related tasks, including visual question answering [4], object recognition [7, 42], and video comprehension [22], highlighting the impressive evolution of AI-driven visual-language understanding. The success of CoT prompting in unimodal contexts suggests a promising extension to multimodal scenarios. Due to the integration of pretrained vision models [27, 32] and language models [44] in MLLMs, various types of hallucinations have been observed [5, 16, 18], including nonexistent object generation [33], visual misinterpretations [17], and cross-modality biases [35].

Offering advantages in tackling complex multimodal tasks, current prompting approaches [46, 47] predominantly adhere to the *thinking while looking* paradigm, where reasoning occurs simultaneously with the integration of visual elements. However, this paradigm encounters substantial challenges due to the prevalence of hallucinations, which undermine both the reliability of the reasoning process and the accuracy of the responses. As illustrated in Figure 1, the MLLM often falls into stereotypes when processing a question-image pair, where it recalls similar prior contexts and overlooks subtle variations, leading to erroneous responses. Even with CoT prompting, the model tends to rely on memory-based stereotypes rather than engaging in accurate reasoning, which leads to incorrect responses.

To overcome hallucinations from visual inputs and harness the reasoning capabilities of LLMs, we propose the Visual Inference Chain (VIC), which introduces a reasoning process that occurs prior to engaging with visual elements, following the *thinking before looking* paradigm. This ap-

*These authors contributed equally to this work.

†Visiting student at Lehigh University.

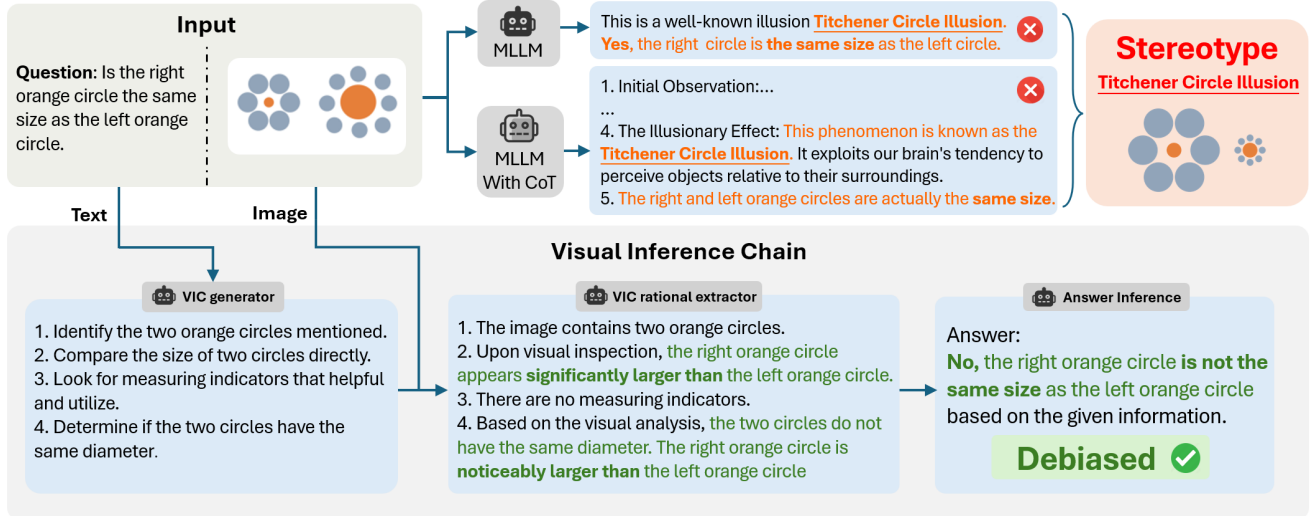


Figure 1. This example from HallusionBench demonstrates the differences between zero-shot, zero-shot CoT, and VIC. The zero-shot CoT represents the *thinking while looking* approach, which tends to exhibit stereotypical reasoning patterns when processing both visual and textual inputs simultaneously. In contrast, our *thinking before looking* paradigm, VIC, enhances reasoning quality by decoupling the visual and textual inputs. More examples can be found in Appendix E.

proach mirrors human cognition [30, 31], where reasoning often precedes perception. For example, when adults hear a question before seeing the image, they generate a preliminary plan based on their accumulated experience. The question activates relevant memories and contextual knowledge, allowing them to deduce a forward-looking reasoning strategy ahead of engaging in visual stereotypes. This underscores that the direct impact of visual elements on the reasoning process is relatively limited. Analogous to human cognition, MLLMs can adopt the *thinking before looking* paradigm. By leveraging this paradigm, VIC taps into the accumulated forward-looking reasoning capabilities of powerful LLMs, enabling MLLMs to anticipate and recognize patterns more efficiently by dynamically adjusting reasoning steps. Additionally, the VIC framework employs a systematic multi-step detachment strategy to minimize compounding hallucinations from both the question and the image, further enhancing the MLLMs’ reasoning capabilities for complex tasks.

In this work, we demonstrate that our *thinking before looking* strategy outperforms the conventional *thinking while looking* approach in multimodal reasoning tasks. Our method demonstrates improved performance in empirical studies on GPT-series [26] and Gemini-series [6] models across various visual question benchmarks. VIC achieves notable improvements on hallucination-specific benchmarks such as MMVP [33], HallusionBench [10], and POPE [16], as well as on general multimodal benchmarks including MME [8], MathVista [23], and SEED-Bench [14]. For instance, the Gemini 1.5 Pro sees a substan-

tial improvement of **31.74%** on the MMVP benchmark, in a meanwhile the GPT-4o mini model shows an increase of **16.59%**. Across all benchmarks, GPT-series models average a **8.02%** refinement and Gemini-series models show an average improvement of **7.19%**, underscoring both the effectiveness and robustness of our method.

2. Related Works

CoT reasoning with LLMs. Chain-of-thought (CoT) reasoning [38] has significantly enhanced large language models (LLMs) performance by guiding them to break down complex tasks into intermediate reasoning steps. Subsequent work introduced self-consistency [37] where multiple reasoning paths are generated, and the most consistent answer is chosen. Recent advances focus on optimizing CoT with example selection and enhanced reasoning frameworks [45], exploring selecting diverse examples to guide CoT reasoning. Step-Aware Verifier framework enhances CoT by incorporating a verification step at each intermediate reasoning stage, improving reasoning reliability [15]. Meanwhile, Tree of Thought (ToT) [40] extends CoT by exploring multiple reasoning paths in a tree structure, ensuring thorough consideration of potential solutions. Other refinements allow models to self-reflect on and adjust their reasoning steps [39].

Multimodal CoT reasoning. Considering the natural gap between text and vision data, Multimodal Large Language Models (MLLMs) are less capable of utilizing the reasoning ability of CoT. MMCot [46] adds a rationale genera-

tion block before answer inference. DDCoT [47] is proposed to enhance multimodal reasoning by assigning specific tasks to language and visual models. Meanwhile, Visual CoT [29] incorporates the notion of segmentation, and performs well for object-detection tasks but lacks versatility. Image-of-Thought [48] further explores the MLLMs CoT prompting by introducing specific actions like segmentation, zoom-in, and color-space conversions in the CoT chain, extending the applicable scenarios with the sacrifice of flexibility. Compositional CoT [24] extracts the compositional information of images as a scene graph (SG) and then utilize it during the CoT process. Other works like CoCoT [43] and KAM-CoT [25], consider multiple input image scenarios and incorporate knowledge graphs (KG) of multimodal information. However, many such techniques rely on fixed templates for extracting predetermined information, resulting in a lack of flexibility and the utilization of reasoning capabilities. The straightforward *thinking while looking* approach struggles to resolve problematic cross-modal interactions, often resulting in hallucinations.

Hallucination in MLLMs. Hallucination remains a significant challenge in MLLMs, where models generate information that is factually incorrect or irrelevant to the given inputs [3]. In multimodal reasoning, hallucinations can occur when models produce textual outputs not grounded in the visual data, leading to fabricated details in tasks such as image captioning or visual question answering (VQA). For hallucination evaluation, FaithScore [13] extracts fine-grained atomic facts from the generated answer and then conducts consistency verifications. POPE, a polling-based query method [16] is proposed for a better evaluation of object hallucination. Recently, HallusionBench [10] further explored the hallucination evaluation, by editing the original input image and forming different text-image pairs to diagnose failure types from language hallucination and visual illusion. Several hallucination-mitigating methods are also proposed. To conduct instruction tuning that mitigate hallucination, LRV [19] serves as the first large and diverse visual instruction tuning dataset and VIGC [36] aims for data generation. As for training-free method, Woodpecker [41] uses fixed steps to correct hallucination in MLLMs. Our method, however, generates applicable reasoning trajectories without visual elements for a given question, which is more flexible and accurate than fixed analyzing steps, and could be further utilized across different VQA tasks.

3. Method

In this section, we begin by introducing the preliminary architecture of MLLMs and the process of *thinking while looking* paradigm in Section 3.1 and Section 3.2 respectively. In Section 3.3, we present the foundation of *thinking before looking* paradigm along with a detailed explanation

of how forward-looking reasoning can enhance the reasoning process more effectively than *thinking while looking* paradigm. Additionally, we explore two key components in the framework in Section 3.4 and 3.5, respectively. The detailed implementation of the prompting mechanism discussed in this section is provided in Appendix D, and the overview of our method is illustrated in Figure 2.

3.1. Multimodal LLM

MLLMs are designed to handle data from various modalities, such as text, images, and audio, enabling the integration and generation of multimodal information. In the task of Visual Question Answering (VQA), the MLLM is provided with an image input \mathbf{I} and a textual input \mathbf{Q} . These inputs are then encoded into a shared representation space using a pre-trained visual encoding model, and a fixed text tokenization process for the textual data. The encoded representations from both visual and textual data are subsequently processed by large language model. We characterize the whole MLLM as $f'(\ast)$, which has been trained on unified representation data from both modalities. During inference, the model generates a response \mathbf{A} given \mathbf{I} and \mathbf{Q} , which can be formalized as:

$$\mathbf{A} = f'(\mathbf{I}, \mathbf{Q}). \quad (1)$$

For the sake of simplicity, we ignore the tokenizer and pre-trained visual encoding model since they primarily serve as preprocessing components. This formulation allows MLLMs to focus on leveraging the combined information from multiple data types, enabling them to effectively process and respond to complex, multimodal queries with greater efficiency.

3.2. Thinking while looking

A simple VQA inference process is illustrated in Equation 1. Moreover, the *thinking while looking* paradigm involves step-by-step reasoning trajectory while simultaneously processing the visual input. This approach generates a reasoning strategy chain $\{s_n\}_{n=1}^k$, accompanied by corresponding rationales, denoted as $\{r_n\}_{n=1}^k$, where the value of k varies dynamically depending on both the specific model and the given question-image pair. In parallel with generating these reasoning steps and rationales, the model also produces the final answer A .

$$(\{s_n, r_n\}_{n=1}^k, \mathbf{A}) = f'(\mathbf{I}, \mathbf{Q}, \mathbf{P}_{cot}). \quad (2)$$

In this formula, $\{s_n, r_n\}_{n=1}^k$ represents the sequence of reasoning steps and corresponding rationales. \mathbf{P}_{cot} denotes the prompt used for CoT prompting, which can be either a zero-shot prompt such as ‘‘Let’s think step by step’’ or a few-shot prompt designed in an in-context learning manner.

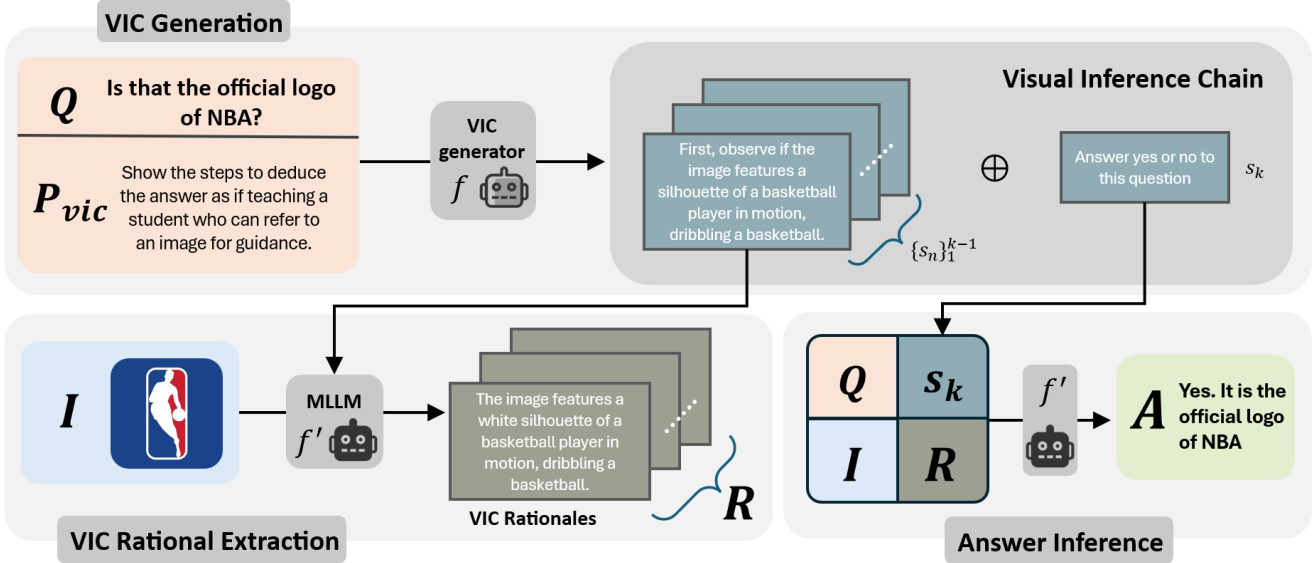


Figure 2. **The overall framework of VIC (Visual Inference Chain).** VIC decouples visual and textual inputs to improve reasoning. It first generates intermediate reasoning steps from the question Q and prompt P_{vic} . The image I is processed through an MLLM to extract rationales R , which, combined with the visual inference steps $\{s_n\}_{n=1}^k$, lead to the final answer A with enhanced accuracy.

Although Equation 2 demonstrates how CoT elucidates the MLLM’s thinking process and enhances its capacity to manage complex tasks, the tight interweaving of textual and visual inputs introduces hallucination issues, as the reasoning sequence $\{s_n, r_n\}_{n=1}^k$ can become biased. As shown in Figure 1, the model generates a hallucination by identifying a non-existent Tichener circle illusion due to the combined influence of visual cues and the question, which activates memories of the most similar context from its training phase. This example highlights the biased reasoning steps produced by the vanilla CoT method, leading to improper reasoning in the model’s responses.

3.3. VIC generation

The limitations of the *thinking while looking* paradigm inspire the development of the *thinking before looking* paradigm. This new approach promotes forward-looking reasoning, enhancing the reasoning process and improving the quality of rationality. Separating visual and textual inputs allows for more structured thinking and clearer cognitive steps. This approach decouples the question from the image, reducing bias in the reasoning steps sequence and enhancing overall reasoning performance.

The language models have internalized extensive reasoning knowledge from large-scale pre-trained data, allowing them to gain beneficial insights into image reasoning analysis. Due to their highly developed pattern recognition abilities, these models can accumulate sufficient background knowledge and generate reasonable reasoning steps for vi-

ual elements. Thus, LLMs $f(*)$ can automatically generate forward-looking reasoning steps as an average over a broader context of similar situations, triggered by the input (Q, P_{vic}) , rather than focusing solely on a specific input pair (Q, I) . This process discretizes the reasoning steps from the specific input pair, reducing hallucinations while maintaining the validity of instructions for image analysis, as these instructions align with the aggregate of the most relevant contextual knowledge. Consequently, the visual inference process can be expressed as follows.

$$\{s_n\}_{n=1}^k = f(Q, P_{vic}) \quad (3)$$

By employing this specific prompt, we generate a visual inference chain, denoted as $\{s_n\}_{n=1}^k$, which serves as the reasoning process derived exclusively from the given question. This process can be divided into two main components. The initial $k - 1$ steps, $\{s_n\}_{n=1}^{k-1}$, correspond to the sequence of instructions related to both recognition and reasoning. And the final step, s_k , of the visual inference chain introduces a format instruction based on the specific question. This step is critical in further enhancing the framework’s ability to follow complex instructions effectively.

The advantage of the *thinking before looking* phase is that it eliminates the immediate need for visual information. As a result, the model $f(*)$ can function as either a large language model or a multimodal language model operating in a blind mode. This concept of *thinking before looking* allows us to leverage the superior reasoning capabilities of

advanced large language models, offering significant flexibility and generalizability.

3.4. VIC rationale extraction

Hallucinations commonly arise from deep entanglement between image and textual inputs. In this step, we decouple the original question and requiring the MLLM to recognize and follow the visual inference chain step by step, mitigating the effects of textual bias. Moreover, the visual inference chain provides a more precise trajectory compared to the original question, necessitating detailed extraction of relevant information and thus reducing the risk of hallucinations by visual inference chain.

Unlike the previous step, which can use any modality model f , this step specifically employs the MLLM f' . Leveraging the multitask-following capability of closed-form models, we generate the VIC rationales in a single step to produce the entire set of rationales $\{r_n\}_{n=1}^{k-1}$, denoted collectively as \mathbf{R} . We further explore the differences between single-step rationale extraction and multi-step rationale extraction in our ablation experiments.

$$\mathbf{R} = f'(\mathbf{I}, \mathbf{P}_{extract}, \{s_n\}_{n=1}^{k-1}) \quad (4)$$

In this formula, \mathbf{I} represents the image corresponding to the specific question \mathbf{Q} . The sequence $\{s_n\}_{n=1}^{k-1}$ refers to the first $k - 1$ steps of the process, excluding the format instructions. $\mathbf{P}_{extract}$ is a prompt designed to integrate the image with the visual inference chain, facilitating effective information extraction.

3.5. Answer Inference

In the final step, we provide the same inputs to the MLLM f_ϕ as used during the VIC rationale generation phase. These inputs include the original question-image pair \mathbf{Q}, \mathbf{I} , the VIC rationale results \mathbf{R} , the format instruction s_k , and the reflection prompt $\mathbf{P}_{reflect}$.

$$\mathbf{A} = f'(\mathbf{I}, \mathbf{Q}, \mathbf{R}, \mathbf{P}_{reflect}, s_k) \quad (5)$$

This process incorporates the VIC rationale results as additional information to support the model’s response. Furthermore, we introduce a reflection mechanism at this stage, encouraging the model to reconsider the question, image, and VIC rationale results, rather than treating the rationale as the definitive answer. The format instruction s_k ensures the response adheres to the desired format by guiding the model’s analysis of the user’s question or query, thereby improving instruction-following performance.

4. Experiment

4.1. Experiment Setup

Datasets Our framework is evaluated on six benchmark datasets. To evaluate the generality and versatility of the VIC framework, we tested it across two key benchmark categories: (1) Hallucination detection benchmark including **HallusionBench** [10], **MMVP** [33], and **POPE** [16], all of which are designed to analyze hallucinations that are prone to occur in different forms. (2) General multimodal capability benchmark, **MME** [8] and **SEED-Bench** [14], which cover general and comprehensive forms of visual question answering. **MathVista** [23] that focuses on math element recognition and reasoning problems, evaluates the compound capability to solve visual math challenges. We discuss the details and implementations for each benchmark in Appendix A.

Baseline In our experiments, we compare the proposed VIC methodology with two primary baselines, as outlined in Table 1. The first baseline involves applying the model directly to each benchmark without incorporating any specialized techniques, enabling us to evaluate the added benefit of our method to the pretrained model’s performance. The second baseline is zero-shot CoT prompt engineering. In this approach, we append the reasoning prompt such as “Let’s think step by step” to the input, following the question. Since the model’s output in this case includes multiple reasoning steps, we then pass it through an answer extractor to derive the final answer, in a manner similar to the final stage of the VIC method. This comparison highlights the differences and advantages of our *thinking before looking* strategy. Additionally, we introduce human performance and random choices as further baselines, providing a basic performance reference point for each benchmark.

Implementation We conducted our experiments primarily on four popular closed-source MLLMs: Gemini 1.5 Flash, Gemini 1.5 Pro, GPT-4o, and GPT-4o mini. The reason for choosing these models mainly involved two aspects. (i) Our approach is grounded in the belief that the *thinking before looking* capability should not be exclusive to large models, driving us to experiment on both large and small models. (ii) Our method also leverages the long instructions following ability, which is a key strength of closed-source models. The experiments were conducted in three steps. Firstly, we utilized the VIC-prompt, where the input question text was fed into the models to generate Visual Inference Chain. These generated instructions were then paired with the original image to extract VIC rationals. Finally, we derive the answer to the question based on the rationale we extracted. Additionally, we also ran several complementary experiments on open-source models, such as Qwen-VL. For

Models	Method	MMVP	HallusionBench	POPE _{adversarial}	Mathvista	SEED-Bench _{single}	Average	MME	
								Perception	Cognition
<i>Baselines</i>	Human	0.957	0.986	0.995	0.603	0.967	0.901	-	-
	Random choice	0.250	0.500	0.500	0.179	0.250	0.336	-	-
GPT-4o mini	Origin	0.446	0.574	0.786	0.526	0.636	0.590	1097.23	407.14
	zero-shot CoT	0.443 (↓ 2.85%)	0.611 (↑ 6.46%)	0.773 (↓ 1.65%)	0.520 (↓ 1.14%)	0.660 (↑ 3.77%)	0.601 (↑ 1.86%)	1069.81 (↓ 2.50%)	417.14 (↑ 2.46%)
	VIC	0.520 (↑ 16.59%)	0.639 (↑ 11.37%)	0.793 (↑ 0.89%)	0.536 (↑ 1.90%)	0.696 (↑ 9.43%)	0.637 (↑ 7.96%)	1105.27 (↑ 0.73%)	505.00 (↑ 24.04%)
Gemini 1.5 Flash	Origin	0.527	0.560	0.769	0.479	0.658	0.599	1077.36	358.92
	zero-shot CoT	0.513 (↓ 2.54%)	0.614 (↑ 9.69%)	0.741 (↓ 3.64%)	0.520 (↑ 8.56%)	0.672 (↑ 2.13%)	0.612 (↑ 2.17%)	1105.9 (↑ 2.65%)	500.71 (↑ 39.50%)
	VIC	0.553 (↑ 5.05%)	0.638 (↑ 13.93%)	0.780 (↑ 1.43%)	0.516 (↑ 7.72%)	0.713 (↑ 8.36%)	0.640 (↑ 6.84%)	1118.54 (↑ 3.82%)	508.21 (↑ 41.59%)
GPT-4o	Origin	0.673	0.626	0.811	0.597	0.657	0.673	1174.39	522.85
	zero-shot CoT	0.687 (↑ 1.99%)	0.673 (↑ 7.49%)	0.793 (↓ 2.22%)	0.622 (↑ 4.19%)	0.739 (↑ 12.48%)	0.701 (↑ 4.16%)	1166.12 (↓ 0.70%)	537.14 (↑ 2.73%)
	VIC	0.747 (↑ 10.90%)	0.692 (↑ 10.52%)	0.827 (↑ 1.27%)	0.620 (↑ 3.85%)	0.751 (↑ 14.31%)	0.727 (↑ 8.08%)	1238.69 (↑ 5.48%)	557.85 (↑ 6.69%)
Gemini 1.5 Pro	Origin	0.420	0.617	0.779	0.568	0.678	0.612	1166.82	462.14
	zero-shot CoT	0.500 (↑ 19.05%)	0.611 (↓ 0.97%)	0.793 (↑ 1.67%)	0.563 (↓ 0.88%)	0.691 (↑ 1.92%)	0.632 (↑ 3.20%)	1099.33 (↓ 5.78%)	521.42 (↑ 12.83%)
	VIC	0.553 (↑ 31.74%)	0.664 (↑ 7.62%)	0.803 (↑ 3.08%)	0.558 (↓ 1.76%)	0.713 (↑ 5.16%)	0.658 (↑ 7.55%)	1147.23 (↓ 1.68%)	561.42 (↑ 21.48%)

Table 1. **Main Results Across Models and Benchmarks.** Comparison of model performance on benchmarks such as MMVP, HallusionBench, and Mathvista, including metrics for Perception and Cognition under MME. Improvements are marked in green and declines in red. Bold values denote the best results.

further details and results from these experiments, please refer to Section 4.3.

4.2. Results

The results of the Visual-Inference-Chain on six different benchmarks using two open-source models are listed in Table 1. We primarily use average accuracy as the evaluation metric to quantify the models’ performance, except for the MME benchmark, where we retain the original composite evaluation score that combines accuracy and a refined accuracy metric (Accuracy+). This approach allows for a consistent comparison with previous records on MME. For the MMVP benchmark, we use pair accuracy to measure the model’s ability to overcome the hallucination caused by CLIP.

Across the comprehensive benchmarks MME and SEED-Bench, the models show an average performance improvement of **9.13%**, demonstrating that our method VIC consistently enhances performance across all tasks. These results highlight the efficacy of VIC in boosting multimodal reasoning capabilities. For the Mathvista benchmark, although the average gain is slightly reduced to **3.15%**, this is largely due to the nature of this benchmark, which lacks detailed explanations of questions and is heavily reliant on visual information. For example, questions like “Is R_0 greater than 0?” require direct visual interpretation, making it difficult to generate an effective visual inference chain without explicit vision inputs. Despite these challenges, the improvement underscores the versatility of VIC, even in

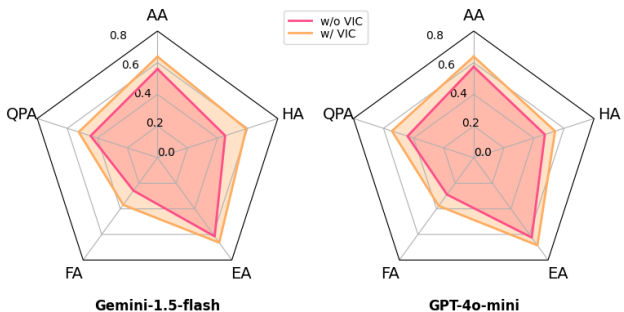


Figure 3. Detailed evaluation comparisons with and without VIC for two models on HallusionBench. Features: AA - All Accuracy, HA - Hard Accuracy, EA - Easy Accuracy, FA - Figure Accuracy, QPA - Question Pair Accuracy.

tasks that are highly vision-dependent. Regarding the hallucination benchmarks, we first test on adversarial samples in POPE. Our method still effectively handles these challenging scenarios, improving the models’ performance by **1.36%**. As for MMVP, the average improvement achieves **15.62%**, which marks that VIC significantly overcomes the hallucination caused by using CLIP as a vision encoder. HallusionBench is another critical benchmark we want to focus on, the details of HallusionBench experiments are shown in Figure 3. where we observe notable improvements in both Question Pair Accuracy and Figure Accuracy, indicating that VIC helps mitigate both language hallucinations and visual illusions. Another key observation is the

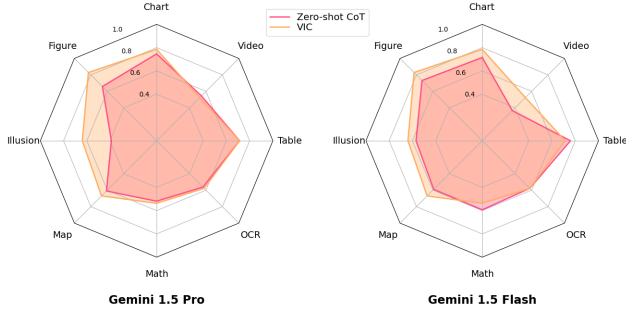


Figure 4. Performance comparison of Gemini 1.5 Flash and Gemini 1.5 Pro using Zero-shot CoT and VIC methods across various evaluation metrics on HallusionBench.

enhancement in Hard Accuracy, which measures the models’ ability to interpret human-edited images from HallusionBench.

The categorization results of Gemini 1.5 Flash and Gemini 1.5 Pro on HallusionBench are presented in Figure 4. Compared to Zero-shot CoT, VIC demonstrates significant improvements in figure understanding, reduction of illusion errors, and enhanced map identification, while maintaining strong performance across other tasks. This result highlights VIC’s ability to significantly improve the robustness of the models, positioning it as a vital innovation in anti-hallucination methods. More details on the experiment can be found in Appendix B.

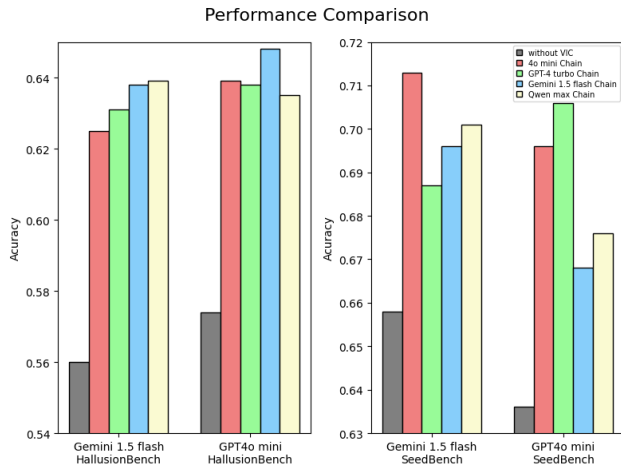


Figure 5. **Performance of Different VIC Generators.** This chart compares the performance of various VIC generators on HallusionBench and SEED-Bench. Grey bars represent the original performance for reference.

4.3. Ablation Experiment

By adopting a blind input approach, where the model operates independently of the image, we can leverage various

models for VIC generation. In our experiments, we employed a range of models, including pure language models such as GPT-4 Turbo and Qwen-Max, alongside multimodal models like GPT-4o mini and Gemini 1.5 Flash, as visual inference chain generators. Additionally, we conducted ablation experiments to investigate the differences between single-step and multi-step VIC rationale extraction, the impact of reflective prompting during the answer generation phase, and the performance of open-source models. For more detailed results, please refer to Appendix C.

Different VIC generator. As shown in Figure 5, different visual inference chain (VIC) generators significantly affect VIC performance. Leveraging the “thinking before looking” paradigm, we can select either a pure language model or a multimodal model operating in a blind mode. Thus, we tested GPT-4 Turbo, Qwen-Max, GPT-4o mini, and Gemini 1.5 Flash as VIC generators on two benchmarks, HallusionBench and SEED-Bench. On SEED-Bench, the maximum performance variation is 3.95% for Gemini 1.5 Flash and 5.98% for GPT-4o mini. A key finding is the minimal performance difference between chains generated by pure language models and those by multimodal models. For instance, Qwen-Max’s visual inference chain performs best for Gemini 1.5 Flash on HallusionBench, while GPT-4o mini’s chain achieves the highest score for Gemini 1.5 Flash on SEED-Bench. This suggests that both pure language and multimodal models offer comparable reasoning capabilities for image-related tasks, even though multimodal models are more specialized in image comprehension. Overall, there is no clear pattern in which chain consistently performs best, as effectiveness varies based on factors such as the compatibility of the visual inference chain with the MLLM and the VIC generator’s ability to address specific question types. For example, the GPT-4o mini visual chain excels on general questions in SEED-Bench but performs the weakest on HallusionBench.

One step VIC rationale extraction. The VIC generation process uses two main methods: a single-step approach and a multi-step approach. In the single-step method, the entire inference chain is processed as a unified input, while the multi-step approach completes tasks incrementally, integrating intermediate results at each step. Evaluations on the HallusionBench and SEED-Bench benchmarks show distinct advantages for each approach. Overall, the single-step method yields more stable improvements, ensuring greater consistency across tasks. This approach also reduces latency and computational cost due to its single-input nature. In contrast, the multi-step approach requires re-inputting images and prompts at each step, which increases response times and resource demands. Although the multi-step method has some advantages on benchmarks like Hal-

lusionBench, where detailed, stepwise reasoning can improve accuracy, the single-step approach remains generally superior in terms of efficiency, accuracy, and reliability, especially on models like Gemini 1.5 Flash and GPT-4o mini, achieving notable performance gains on SEED-Bench without the risk of error propagation.

Model	Methods	Hallusionbench	SEED-bench
Gemini 1.5 Flash	Original	0.560	0.658
	Vic M	0.66 (↑ 17.86%)	0.676 (↑ 2.74%)
	Vic One Step	0.638 (↑ 13.93%)	0.701 (↑ 6.53%)
GPT-4o Mini	Original	0.574	0.636
	Vic M	0.673 (↑ 17.21%)	0.629 (↓ 1.10%)
	Vic One Step	0.648 (↑ 12.92%)	0.676 (↑ 6.29%)

Table 2. Performance comparison across models and methods on Hallusionbench and SEED-bench.

Reflection prompt. In the final stage of our approach, a critical technique is to treat the VIC rationale not as definitive information but as an input that invites reflection within the MLLM to generate the final answer. This reflective approach encourages the model to re-evaluate the correctness of the VIC rationale, thus enhancing the robustness of the overall framework. The ablation experiment on Gemini 1.5 Flash in SEED-Bench shows the impact of this reflection prompt: removing it leads to a slight performance decrease of 0.3%, yet the model still achieves a notable 6.23% improvement over the baseline without the VIC framework. As shown in Table 3, the VIC framework significantly surpasses the baseline across various tasks, particularly in areas like accuracy, spatial reasoning, and instance identity. For example, accuracy rises from 0.658 with the Origin model to 0.699 with VIC (without reflection) and further to 0.701 with full reflection. The VIC framework also enhances spatial reasoning, with scores improving from 0.419 in the baseline to 0.605 in the full setup. The inclusion of the reflection prompt solidifies the model’s robustness, as it promotes careful reassessment of initial answers, contributing to more accurate and dependable predictions across tasks.

Open source model. We tested the VIC framework on an open-source model, Qwen-VL Plus, an MLLM with a medium parameter size. For some benchmarks, the performance with the VIC framework declined, while others still showed significant improvement. We believe this is because the VIC framework requires a high capacity in areas such as multi-step instruction following and the ability to handle long contexts with visual input. The lack of these capabilities can likely lead to the failure of the VIC framework. Therefore, we prioritized using closed-source models with

Category \ Method	Gemini 1.5 Flash			
	Origin	COT _{vanilla}	VIC w/o reflection prompt	VIC
Acc	0.658	0.672	0.699	0.701
Instance Attributes	0.677	0.692	0.714	0.711
Instance Identity	0.763	0.734	0.777	0.806
Instance Interaction	0.900	0.700	0.800	0.800
Instance Location	0.500	0.484	0.578	0.594
Instances Counting	0.542	0.603	0.648	0.626
Scene Understanding	0.724	0.724	0.710	0.719
Spatial Relation	0.419	0.558	0.581	0.605
Text Understanding	0.500	0.500	1.000	1.000
Visual Reasoning	0.821	0.786	0.786	0.750

Table 3. Performance metrics for different methods of Gemini 1.5 Flash on Seed-Bench

stronger overall performance across a wider range of capabilities to implement our framework effectively.

5. Discussion

Although our *thinking before looking* framework demonstrates remarkable performance across diverse vision-text tasks, we view it as a crucial enhancement rather than the ultimate solution for MLLMs reasoning. It provides a fresh perspective in this domain and holds potential for integration with the *thinking while looking* paradigm to achieve superior outcomes. In comprehensive evaluations of these two approaches, we found that the performance of *thinking before looking* lagged behind *thinking while looking* in certain categories. We suggest that future advancements should prioritize merging these paradigms through a selection mechanism or a process of mutual reflection. Such a combination would allow the paradigms to complement each other effectively, addressing their individual limitations and paving the way for more sophisticated reasoning strategies.

6. Conclusion

In this paper, we introduce the **Visual Inference Chain (VIC)** framework, a novel method that mitigates reasoning biases in MLLMs by decoupling visual and textual inputs, advancing the *thinking before looking* paradigm. By systematically separating visual elements, VIC framework enhances reasoning robustness, significantly reduces hallucinations, and improves performance across diverse vision-language tasks. Our experiments demonstrate that VIC consistently boosts zero-shot performance and provides detailed insights into the impact of different VIC generators, underscoring the effectiveness of reflective prompting. Overall, VIC framework enhances accuracy and strengthens the reliability of multimodal reasoning effectively.

References

- [1] Josh Achiam, Steven Adler, Sandhini Agarwal, Lama Ahmad, Ilge Akkaya, Florencia Leoni Aleman, Diogo Almeida, Janko Altenschmidt, Sam Altman, Shyamal Anadkat, et al. Gpt-4 technical report. *arXiv preprint arXiv:2303.08774*, 2023. 1
- [2] Jinze Bai, Shuai Bai, Shusheng Yang, Shijie Wang, Sinan Tan, Peng Wang, Junyang Lin, Chang Zhou, and Jingren Zhou. Qwen-vl: A frontier large vision-language model with versatile abilities. *arXiv preprint arXiv:2308.12966*, 2023. 1
- [3] Zechen Bai, Pichao Wang, Tianjun Xiao, Tong He, Zongbo Han, Zheng Zhang, and Mike Zheng Shou. Hallucination of multimodal large language models: A survey. *arXiv preprint arXiv:2404.18930*, 2024. 3
- [4] Ankan Bansal, Yuting Zhang, and Rama Chellappa. Visual question answering on image sets. In *Computer Vision–ECCV 2020: 16th European Conference, Glasgow, UK, August 23–28, 2020, Proceedings, Part XXI 16*, pages 51–67. Springer, 2020. 1
- [5] Remi Cadene, Corentin Dancette, Matthieu Cord, Devi Parikh, et al. Rubi: Reducing unimodal biases for visual question answering. *Advances in neural information processing systems*, 32, 2019. 1
- [6] Google DeepMind. Gemini 1.5: Unlocking multimodal understanding across millions of tokens of context. <https://deepmind.google/technologies/gemini/>, 2024. Accessed: 2024-11-14. 2
- [7] Yu Du, Fangyun Wei, Ziheng Zhang, Miaoqing Shi, Yue Gao, and Guoqi Li. Learning to prompt for open-vocabulary object detection with vision-language model. In *Proceedings of the IEEE/CVF Conference on Computer Vision and Pattern Recognition*, pages 14084–14093, 2022. 1
- [8] Chaoyou Fu, Peixian Chen, Yunhang Shen, Yulei Qin, Mengdan Zhang, Xu Lin, Jinrui Yang, Xiawu Zheng, Ke Li, Xing Sun, Yunsheng Wu, and Rongrong Ji. Mme: A comprehensive evaluation benchmark for multimodal large language models, 2024. 2, 5
- [9] Yao Fu, Hao Peng, Ashish Sabharwal, Peter Clark, and Tushar Khot. Complexity-based prompting for multi-step reasoning. In *The Eleventh International Conference on Learning Representations*, 2022. 1
- [10] Tianrui Guan, Fuxiao Liu, Xiyang Wu, Ruiqi Xian, Zongxia Li, Xiaoyu Liu, Xijun Wang, Lichang Chen, Furong Huang, Yaser Yacoob, et al. Hallusionbench: an advanced diagnostic suite for entangled language hallucination and visual illusion in large vision-language models. In *Proceedings of the IEEE/CVF Conference on Computer Vision and Pattern Recognition*, pages 14375–14385, 2024. 2, 3, 5
- [11] Shibo Hao, Yi Gu, Haodi Ma, Joshua Jiahua Hong, Zhen Wang, Daisy Zhe Wang, and Zhiting Hu. Reasoning with language model is planning with world model, 2023. 1
- [12] Jie Huang and Kevin Chen-Chuan Chang. Towards reasoning in large language models: A survey. In *Findings of the Association for Computational Linguistics: ACL 2023*, pages 1049–1065, Toronto, Canada, 2023. Association for Computational Linguistics. 1
- [13] Liqiang Jing, Ruosen Li, Yunmo Chen, Mengzhao Jia, and Xinya Du. Faithscore: Evaluating hallucinations in large vision-language models. *arXiv preprint arXiv:2311.01477*, 2023. 3
- [14] Bohao Li, Yuying Ge, Yixiao Ge, Guangzhi Wang, Rui Wang, Ruimao Zhang, and Ying Shan. Seed-bench: Benchmarking multimodal large language models. In *Proceedings of the IEEE/CVF Conference on Computer Vision and Pattern Recognition*, pages 13299–13308, 2024. 2, 5
- [15] Yifei Li, Zeqi Lin, Shizhuo Zhang, Qiang Fu, Bei Chen, Jian-Guang Lou, and Weizhu Chen. Making large language models better reasoners with step-aware verifier. *arXiv preprint arXiv:2206.02336*, 2022. 2
- [16] Yifan Li, Yifan Du, Kun Zhou, Jinpeng Wang, Wayne Xin Zhao, and Ji-Rong Wen. Evaluating object hallucination in large vision-language models. *arXiv preprint arXiv:2305.10355*, 2023. 1, 2, 3, 5
- [17] Fuxiao Liu, Tianrui Guan, Zongxia Li, Lichang Chen, Yaser Yacoob, Dinesh Manocha, and Tianyi Zhou. Hallusionbench: You see what you think? or you think what you see? an image-context reasoning benchmark challenging for gpt-4v (ision), llava-1.5, and other multi-modality models. *arXiv preprint arXiv:2310.14566*, 2023. 1
- [18] Fuxiao Liu, Kevin Lin, Linjie Li, Jianfeng Wang, Yaser Yacoob, and Lijuan Wang. Aligning large multi-modal model with robust instruction tuning. *arXiv preprint arXiv:2306.14565*, 2023. 1
- [19] Fuxiao Liu, Kevin Lin, Linjie Li, Jianfeng Wang, Yaser Yacoob, and Lijuan Wang. Mitigating hallucination in large multi-modal models via robust instruction tuning. In *The Twelfth International Conference on Learning Representations*, 2023. 3
- [20] Haotian Liu, Chunyuan Li, Yuheng Li, and Yong Jae Lee. Improved baselines with visual instruction tuning. In *Proceedings of the IEEE/CVF Conference on Computer Vision and Pattern Recognition*, pages 26296–26306, 2024. 1
- [21] Haotian Liu, Chunyuan Li, Qingyang Wu, and Yong Jae Lee. Visual instruction tuning. *Advances in neural information processing systems*, 36, 2024. 1
- [22] Yuanxin Liu, Shicheng Li, Yi Liu, Yuxiang Wang, Shuhuai Ren, Lei Li, Sishuo Chen, Xu Sun, and Lu Hou. Tempcompass: Do video llms really understand videos? *arXiv preprint arXiv:2403.00476*, 2024. 1
- [23] Pan Lu, Hritik Bansal, Tony Xia, Jiacheng Liu, Chunyuan Li, Hannaneh Hajishirzi, Hao Cheng, Kai-Wei Chang, Michel Galley, and Jianfeng Gao. Mathvista: Evaluating mathematical reasoning of foundation models in visual contexts. *arXiv preprint arXiv:2310.02255*, 2023. 2, 5
- [24] Chancharik Mitra, Brandon Huang, Trevor Darrell, and Roei Herzig. Compositional chain-of-thought prompting for large multimodal models. In *Proceedings of the IEEE/CVF Conference on Computer Vision and Pattern Recognition*, pages 14420–14431, 2024. 3
- [25] Debjyoti Mondal, Suraj Modi, Subhadarshi Panda, Rituraj Singh, and Godawari Sudhakar Rao. Kam-cot: Knowledge augmented multimodal chain-of-thoughts reasoning. In *Proceedings of the AAAI Conference on Artificial Intelligence*, pages 18798–18806, 2024. 3

- [26] OpenAI. Gpt-4o system card. <https://openai.com/index/gpt-4o-system-card/>, 2024. Accessed: 2024-11-14. 2
- [27] Alec Radford, Jong Wook Kim, Chris Hallacy, Aditya Ramesh, Gabriel Goh, Sandhini Agarwal, Girish Sastry, Amanda Askell, Pamela Mishkin, Jack Clark, et al. Learning transferable visual models from natural language supervision. In *International conference on machine learning*, pages 8748–8763. PMLR, 2021. 1
- [28] Ohad Rubin, Jonathan Herzig, and Jonathan Berant. Learning to retrieve prompts for in-context learning. *arXiv preprint arXiv:2112.08633*, 2021. 1
- [29] Hao Shao, Shengju Qian, Han Xiao, Guanglu Song, Zhuofan Zong, Letian Wang, Yu Liu, and Hongsheng Li. Visual cot: Unleashing chain-of-thought reasoning in multi-modal language models. *arXiv preprint arXiv:2403.16999*, 2024. 3
- [30] Robert L Solso, M Kimberly MacLin, and Otto H MacLin. *Cognitive psychology*. Pearson Education New Zealand, 2005. 2
- [31] Christopher Summerfield and Tobias Egner. Expectation (and attention) in visual cognition. *Trends in cognitive sciences*, 13(9):403–409, 2009. 2
- [32] Quan Sun, Yuxin Fang, Ledell Wu, Xinlong Wang, and Yue Cao. Eva-clip: Improved training techniques for clip at scale. *arXiv preprint arXiv:2303.15389*, 2023. 1
- [33] Shengbang Tong, Zhuang Liu, Yuexiang Zhai, Yi Ma, Yann LeCun, and Saining Xie. Eyes wide shut? exploring the visual shortcomings of multimodal llms. In *Proceedings of the IEEE/CVF Conference on Computer Vision and Pattern Recognition*, pages 9568–9578, 2024. 1, 2, 5
- [34] Hugo Touvron, Thibaut Lavril, Gautier Izacard, Xavier Martinet, Marie-Anne Lachaux, Timothée Lacroix, Baptiste Rozière, Naman Goyal, Eric Hambro, Faisal Azhar, et al. Llama: Open and efficient foundation language models. *arXiv preprint arXiv:2302.13971*, 2023. 1
- [35] Ali Vosoughi, Shijian Deng, Songyang Zhang, Yapeng Tian, Chenliang Xu, and Jiebo Luo. Cross modality bias in visual question answering: A causal view with possible worlds vqa. *IEEE Transactions on Multimedia*, 2024. 1
- [36] Bin Wang, Fan Wu, Xiao Han, Jiahui Peng, Huaping Zhong, Pan Zhang, Xiaoyi Dong, Weijia Li, Wei Li, Jiaqi Wang, et al. Vigc: Visual instruction generation and correction. In *Proceedings of the AAAI Conference on Artificial Intelligence*, pages 5309–5317, 2024. 3
- [37] Xuezhi Wang, Jason Wei, Dale Schuurmans, Quoc Le, Ed Chi, Sharan Narang, Aakanksha Chowdhery, and Denny Zhou. Self-consistency improves chain of thought reasoning in language models. *arXiv preprint arXiv:2203.11171*, 2022. 2
- [38] Jason Wei, Xuezhi Wang, Dale Schuurmans, Maarten Bosma, Fei Xia, Ed Chi, Quoc V Le, Denny Zhou, et al. Chain-of-thought prompting elicits reasoning in large language models. *Advances in neural information processing systems*, 35:24824–24837, 2022. 1, 2
- [39] Yuxi Xie, Kenji Kawaguchi, Yiran Zhao, James Xu Zhao, Min-Yen Kan, Junxian He, and Michael Xie. Self-evaluation guided beam search for reasoning. *Advances in Neural Information Processing Systems*, 36, 2024. 2
- [40] Shunyu Yao, Dian Yu, Jeffrey Zhao, Izhak Shafran, Tom Griffiths, Yuan Cao, and Karthik Narasimhan. Tree of thoughts: Deliberate problem solving with large language models. *Advances in Neural Information Processing Systems*, 36, 2024. 2
- [41] Shukang Yin, Chaoyou Fu, Sirui Zhao, Tong Xu, Hao Wang, Dianbo Sui, Yunhang Shen, Ke Li, Xing Sun, and Enhong Chen. Woodpecker: Hallucination correction for multimodal large language models. *arXiv preprint arXiv:2310.16045*, 2023. 3
- [42] Yuhang Zang, Wei Li, Jun Han, Kaiyang Zhou, and Chen Change Loy. Contextual object detection with multimodal large language models. *International Journal of Computer Vision*, pages 1–19, 2024. 1
- [43] Daoan Zhang, Junming Yang, Hanjia Lyu, Zijian Jin, Yuan Yao, Mingkai Chen, and Jiebo Luo. Cocot: Contrastive chain-of-thought prompting for large multimodal models with multiple image inputs. *arXiv preprint arXiv:2401.02582*, 2024. 3
- [44] Renrui Zhang, Jiaming Han, Chris Liu, Peng Gao, Aojun Zhou, Xiangfei Hu, Shilin Yan, Pan Lu, Hongsheng Li, and Yu Qiao. Llama-adapter: Efficient fine-tuning of language models with zero-init attention. *arXiv preprint arXiv:2303.16199*, 2023. 1
- [45] Zhuosheng Zhang, Aston Zhang, Mu Li, and Alex Smola. Automatic chain of thought prompting in large language models. *arXiv preprint arXiv:2210.03493*, 2022. 2
- [46] Zhuosheng Zhang, Aston Zhang, Mu Li, Hai Zhao, George Karypis, and Alex Smola. Multimodal chain-of-thought reasoning in language models. *arXiv preprint arXiv:2302.00923*, 2023. 1, 2
- [47] Ge Zheng, Bin Yang, Jiajin Tang, Hong-Yu Zhou, and Sibe Yang. Ddcot: Duty-distinct chain-of-thought prompting for multimodal reasoning in language models. *Advances in Neural Information Processing Systems*, 36:5168–5191, 2023. 1, 3
- [48] Qiji Zhou, Ruochen Zhou, Zike Hu, Panzhong Lu, Siyang Gao, and Yue Zhang. Image-of-thought prompting for visual reasoning refinement in multimodal large language models. *arXiv preprint arXiv:2405.13872*, 2024. 3

A. Dataset details

MMVP. MMVP is designed to evaluate MLLMs’ visual capability, the benchmark is organized into nine different visual patterns and there are 15 pairs of zero-shot questions. It focuses on visual errors commonly arising from models using CLIP-based vision encoders. MMVP tests the models’ capability to correctly identify and interpret subtle visual features such as object relationships, orientations, and fine-grained details. By highlighting these shortcomings, the benchmark aims to provide a more rigorous evaluation framework, helping researchers identify areas where visual integration in MLLMs can be improved. We used 150 question pairs (300 questions in total) in the MMVP test set to evaluate whether our prompting method can mitigate hallucinations arising from the vision encoder.

HallusionBench. HallusionBench is a diagnostic suite designed to analyze the dual issues of language hallucination and visual illusion in MLLMs. It includes 1129 hand-crafted VQA pairs featuring 165 original images and 181 images expertly modified by human professionals. Since our framework is designed for single image and question pairs, we selected a subset from HallucinationBench that contains only single-image questions, excluding text-only questions and two-image questions. There are 674 single image questions in our selected subset in total.

MME. MME is a comprehensive benchmark that measures both perception and cognition across 14 subtasks. All tasks involve "Yes-or-No" questions, and the scoring combines accuracy and a refined accuracy metric (accuracy+). The total scores for perception and cognition are 2000 and 800, respectively, reflecting a broad assessment of MLLM performance in both areas. We used all the questions in MME to test our framework.

Mathvista. Mathvista is introduced to systematically evaluate mathematical reasoning ability in visual contexts. It is derived from 31 different datasets and completing these tasks requires fine-grained, deep visual understanding and compositional reasoning. We used the testMini set from Mathvista, which contains 1,000 visual math questions.

POPE. POPE focuses on assessing object hallucinations in MLLMs. The dataset includes three sampling strategies: random, popular, and adversarial. Since the random and popular strategies are less challenging, our experiment concentrates on 1000 VQA pairs generated from the adversarial strategy, which presents more difficult test cases.

SEED-Bench. SEED-Bench serves as a comprehensive benchmark to assess the generative capabilities of multimodal large language models. It focuses on evaluating models through tasks requiring deep comprehension across both visual and textual inputs. SEED-Bench provides a challenging environment by introducing novel generative tasks, like free-form answer generation, image understanding, and reasoning. To evaluate our framework on SEED-Bench, we randomly sampled 1,000 single-image instances from the SEED-Bench dataset as our test set.

To maintain consistency and accuracy in the evaluation, we developed a unified evaluation framework by reconstructing the previous six benchmark evaluation metrics. This framework is designed to handle multiple-choice questions (MCQ), yes/no (YORN) questions, and mixed-form questions. Our evaluation framework uses a large language model to extract answers, parse options, yes/no signals, and more. This approach has been widely adopted in various

benchmark evaluations, as models like GPT-3.5 and GPT-4o mini can achieve nearly 100% accuracy in such answer-parsing tasks, as demonstrated in several previous works. Therefore, we employ this evaluation framework for the VIC framework, and the code for our evaluation is available in our repository.

B. Detailed Results and Analysis

B.1. Hallusionbench

Table 4 presents detailed experimental results of various models on HallucinationBench, evaluating performance across subtasks such as chart, figure, illusion, map, and others. Overall, the VIC method consistently outperforms both the original and zero-shot CoT methods in terms of accuracy, highlighting its effectiveness across the models. Notably, for the table and figure subtasks, zero-shot CoT slightly surpasses VIC. This can be attributed to the fact that these subtasks rely heavily on visual information, which diminishes the advantage of VIC’s *Thinking before looking* paradigm. However, VIC demonstrates superior performance in most other tasks, with its average results surpassing zero-shot CoT. Particularly in the illusion subtask, VIC’s dominance underscores its strength in mitigating hallucinations, making it highly effective in handling anti-hallucination tasks.

B.2. POPE adversarial

Table 5 shows that VIC demonstrates its robustness in POPE adversarial samples. While zero-shot CoT exhibits higher precision, VIC maintains a better balance between precision and recall, leading to more reliable overall performance. For example, Gemini 1.5 Pro shows a precision of 0.888 with VIC compared to 0.905 with zero-shot CoT, but VIC achieves a better recall (0.713 vs. 0.701). The Yes rate remains relatively consistent across all methods, but VIC continues to provide more balanced results. This pattern of improvement across different models highlights VIC’s general effectiveness in delivering robust, superior, and well-rounded model performance on POPE.

B.3. MME

Table 6 presents detailed experimental results on the MME benchmark, highlighting that the VIC method consistently outperforms zero-shot CoT across a range of models in both cognition and perception tasks. VIC demonstrates significant advantages in most subtasks, such as existence, position, landmark recognition, artwork analysis, numerical calculation, text translation, and code reasoning. However, both VIC and zero-shot CoT perform poorly on tasks like OCR, color recognition, and poster identification, which do not require advanced reasoning. Overall, VIC enhances the model’s reasoning abilities, leading to superior performance

model	method	Acc	chart	figure	illusion	map	math	ocr	table	video	precision	Yes_rate
GPT-4o mini	origin	0.574	0.585	0.585	0.625	0.516	0.426	0.620	0.741	0.406	0.543	0.481
	zero-shot CoT	0.611	0.638	0.610	0.611	0.578	0.519	0.630	0.848	0.366	0.595	0.454
	VIC	0.639	0.723	0.512	0.694	0.547	0.648	0.660	0.777	0.426	0.576	0.438
Gemini 1.5 Flash	origin	0.560	0.623	0.732	0.597	0.516	0.648	0.450	0.661	0.366	0.559	0.350
	zero-shot CoT	0.614	0.715	0.732	0.569	0.578	0.593	0.590	0.759	0.366	0.564	0.429
	VIC	0.625	0.669	0.732	0.625	0.625	0.630	0.570	0.714	0.475	0.612	0.352
GPT-4o	origin	0.626	0.738	0.780	0.403	0.594	0.537	0.610	0.804	0.465	0.579	0.433
	zero-shot CoT	0.673	0.777	0.854	0.542	0.578	0.574	0.670	0.848	0.495	0.634	0.405
	VIC	0.692	0.754	0.756	0.667	0.625	0.519	0.800	0.750	0.455	0.625	0.408
Gemini 1.5 Pro	origin	0.617	0.677	0.683	0.389	0.609	0.704	0.610	0.705	0.545	0.612	0.352
	zero-shot CoT	0.611	0.746	0.659	0.389	0.563	0.519	0.610	0.714	0.545	0.588	0.386
	VIC	0.664	0.785	0.829	0.639	0.578	0.537	0.670	0.714	0.525	0.646	0.340

Table 4. Performance comparison of different models and methods evaluated on HallusionBench.

model	method	Acc	F1	precision	recall	yes_rate
GPT-4o mini	origin	0.786	0.797	0.847	0.752	0.445
	zero-shot CoT	0.773	0.755	0.91	0.645	0.355
	VIC	0.793	0.757	0.92	0.643	0.35
Gemini 1.5 Flash	origin	0.769	0.724	0.92	0.597	0.325
	zero-shot CoT	0.741	0.685	0.978	0.527	0.27
	VIC	0.78	0.751	0.89	0.649	0.365
GPT-4o	origin	0.811	0.824	0.869	0.782	0.451
	zero-shot CoT	0.793	0.804	0.897	0.729	0.407
	VIC	0.827	0.822	0.869	0.78	0.45
Gemini 1.5 Pro	origin	0.779	0.77	0.849	0.705	0.416
	zero-shot CoT	0.792	0.79	0.905	0.701	0.388
	VIC	0.803	0.79	0.888	0.713	0.402

Table 5. Performance comparison of different models and methods.

on more complex and sophisticated problems.

B.4. Mathvista

Table 7 presents the detailed evaluation results for the Mathvista benchmark, where the VIC method does not perform as well compared to other benchmarks. The primary reason for this underperformance is attributed to the lack of detailed textual information in the benchmark’s questions. Many of the questions, such as *Is $R0$ greater than R* or *Find x* , lack sufficient explanations and background information,

which undermines VIC’s ability to leverage its strength in reasoning through complex problems. The lack of contextual detail hinders the method’s potential to fully apply its inference capabilities. We believe that by expanding the question text and providing more detailed background descriptions, VIC could regain its superiority given by the *Thinking before looking* paradigm in solving complex tasks within this benchmark.

B.5. SEED-Bench

Table 8 illustrates that our method, VIC, consistently outperforms both the original and zero-shot CoT methods across all models (Gemini 1.5 Flash, GPT-4o mini, GPT-4o, and Gemini 1.5 Pro) in terms of overall accuracy and most subtasks in SEED-Bench. VIC demonstrates particularly strong performance in tasks requiring complex reasoning, such as instance location and spatial relations, achieving notably higher scores than the other methods. Although zero-shot CoT shows slightly better performance in instance identity for certain models, VIC generally leads in most other tasks. Furthermore, all three methods perform equally well on simpler tasks that do not rely on reasoning, such as text understanding. Overall, VIC proves to be more effective across a wider range of reasoning-intensive tasks, demonstrating its robustness and ability to handle complex multimodal challenges.

Model	Method	Per	Cog	Ex	Cnt	Pos	Col	Post	Cel	Scn	Lmk	Art	OCR	CSR	NumC	TxtT	CodR
GPT-4o mini	Origin	1097.23	407.14	136.67	115	78.33	135	134.35	45.88	122.5	91.5	88	150	117.14	87.5	110	92.5
	zero-shot CoT	1069.82	417.14	126.67	111.67	73.33	135	135.03	49.12	119.5	77.75	91.75	150	112.14	105	100	100
	VIC	1105.27	505.00	140	120	95	131.67	132.65	49.71	111	116.5	101.25	107.5	125	140	100	140
Gemini 1.5 Flash	Origin	1077.37	358.93	130	93.33	58.33	123.33	118.71	124.41	117.75	95.5	101	115	101.43	90	90	77.5
	zero-shot CoT	1105.9	500.71	123.33	128.33	68.33	126.67	129.93	97.06	111.5	87.5	98.25	135	125.71	150	85	140
	VIC	1118.54	508.21	136.67	130	90	133.33	126.53	111.76	99	96.25	102.5	92.5	115.71	150	102.5	140
GPT-4o	Origin	1174.39	522.86	143.33	128.33	101.67	143.33	140.14	10.59	115.75	136	105.25	150	132.86	120	140	130
	zero-shot CoT	1166.11	537.14	135	130	106.67	140	140.82	15.88	112.5	129	111.25	145	127.14	130	135	145
	VIC	1238.69	557.85	146.67	121.67	118.33	141.67	135.03	73.82	112.75	137.5	116.25	135	127.86	145	140	145
Gemini 1.5 Pro	Origin	1166.82	462.14	133.33	120	76.67	135	131.63	127.94	113	103.5	100.75	125	117.14	115	100	130
	zero-shot CoT	1099.33	521.42	133.33	123.33	86.67	126.67	115.99	97.35	113.5	80.5	102	120	121.43	145	120	135
	VIC	1147.23	561.42	140	118.33	91.67	135	133.67	122.06	104.75	93	98.75	110	126.43	150	140	145

Table 6. Performance comparison of different models and methods. Per: Perception, Cog: Cognition, Ex: Existence, Cnt: Count, Pos: Position, Col: Color, Post: Posters, Cel: Celebrity, Scn: Scene, Lmk: Landmark, Art: Artwork, OCR: Optical Character Recognition, CSR: Commonsense Reasoning, NumC: Numerical Calculation, TxtT: Text Translation, CodR: Code Reasoning.

model	method	Acc	LR	AR	GR	SR	ALR	SCR	NC
GPT-4o mini	origin	0.526	0.236	0.581	0.611	0.637	0.189	0.467	0.582
	zero-shot CoT	0.520	0.243	0.467	0.586	0.588	0.601	0.574	0.271
	VIC	0.536	0.582	0.405	0.544	0.515	0.499	0.571	0.292
Gemini 1.5 Flash	origin	0.479	0.523	0.519	0.324	0.566	0.419	0.518	0.340
	zero-shot CoT	0.520	0.537	0.615	0.641	0.324	0.445	0.519	0.340
	VIC	0.516	0.639	0.292	0.635	0.456	0.378	0.427	0.456
GPT-4o	origin	0.597	0.216	0.535	0.389	0.704	0.664	0.630	0.607
	zero-shot CoT	0.622	0.297	0.661	0.721	0.569	0.389	0.676	0.689
	VIC	0.620	0.734	0.351	0.656	0.633	0.598	0.623	0.361
Gemini 1.5 Pro	origin	0.568	0.687	0.615	0.665	0.456	0.299	0.648	0.270
	zero-shot CoT	0.563	0.619	0.577	0.664	0.162	0.711	0.250	0.470
	VIC	0.558	0.326	0.691	0.507	0.541	0.502	0.297	0.639

Table 7. Performance comparison of different models and methods across various reasoning categories. Acc: Accuracy, LR: Logical Reasoning, AR: Arithmetic Reasoning, GR: Geometry Reasoning, SR: Statistical Reasoning, ALR: Algebraic Reasoning, SCR: Scientific Reasoning, NC: Numeric Commonsense.

C. Ablation Experiments

C.1. Different VIC generator

The detailed analysis of the two benchmarks, HallusionBench and SEED-Bench, in table 9 and table 10, offers valuable insights into the performance differences across models and VIC generators. A key finding is that no single VIC generator demonstrates consistent superiority across all metrics, reinforcing the original ablation results. Generator QwenMax exhibits notable versatility, performing well

across both benchmarks and models, achieving high precision (0.645) and F1-score (0.596) with Gemini 1.5 Flash on HallusionBench. It also excels in tasks such as Instance Interaction (0.8) and Visual Reasoning (0.75) on SEED-Bench.

However, the data further illustrates that certain VIC generators are more suited to particular models and tasks. For example, Gemini 1.5 Flash demonstrates strong performance when paired with its native generator on HallusionBench, achieving top scores in chart-related tasks (0.746)

model	method	Acc	IA	II	IntI	ILoc	ICount	SU	SR	TU	VR
Gemini 1.5 Flash	origin	0.658	0.677	0.763	0.9	0.5	0.542	0.724	0.419	0.5	0.821
	zero-shot CoT	0.672	0.692	0.734	0.7	0.484	0.603	0.724	0.558	0.5	0.786
	VIC	0.713	0.726	0.820	0.7	0.531	0.665	0.719	0.698	0.5	0.75
GPT-4o mini	origin	0.636	0.649	0.763	0.8	0.391	0.497	0.714	0.512	0.5	0.857
	zero-shot CoT	0.660	0.665	0.770	0.8	0.422	0.553	0.729	0.581	0.5	0.857
	VIC	0.696	0.714	0.755	0.6	0.531	0.603	0.767	0.581	0.5	0.857
GPT-4o	origin	0.657	0.720	0.691	0.8	0.484	0.486	0.733	0.558	1	0.75
	zero-shot CoT	0.739	0.800	0.791	0.6	0.578	0.637	0.767	0.605	1	0.821
	VIC	0.751	0.791	0.784	0.6	0.609	0.676	0.757	0.814	1	0.821
Gemini 1.5 Pro	origin	0.678	0.680	0.784	0.8	0.5	0.598	0.733	0.558	0.5	0.786
	zero-shot CoT	0.691	0.692	0.712	0.6	0.5	0.665	0.776	0.535	1	0.786
	VIC	0.713	0.726	0.777	0.8	0.516	0.687	0.733	0.698	0.5	0.714

Table 8. Performance comparison of different models and methods. Columns: Acc - Accuracy, IA - Instance Attributes, II - Instance Identity, IntI - Instance Interaction, ILoc - Instance Location, ICount - Instances Counting, SU - Scene Understanding, SR - Spatial Relation, TU - Text Understanding, VR - Visual Reasoning.

and illusion tasks (0.708). Yet, this advantage is not uniformly observed across all tasks, indicating that the synergy between the model and generator plays a crucial role in task-specific performance. Similarly, GPT4-turbo displays notable strengths in text-heavy and reasoning tasks, achieving a perfect score in Text Understanding (1.0) and a high score in Visual Reasoning (0.857) on SEED-Bench. Nonetheless, it exhibits weaknesses in Scene Understanding (0.592), highlighting that no single model-generator pairing achieves optimal performance across all evaluation categories.

In summary, this fine-grained analysis underscores that both pure language models and multimodal models perform effectively across tasks, with no clear evidence of consistent superiority between the two. Performance outcomes are highly contingent upon task complexity and the compatibility between the model and the VIC generator. This emphasizes the need for an adaptive approach to VIC generation, where different generators are selected based on the specific requirements of the task. For instance, QwenMax may be particularly effective for spatial and interaction-focused tasks, while GPT4-turbo could be better suited for text-intensive tasks. Such a strategy would enable models to leverage the complementary strengths of various VIC generators, thereby optimizing performance across diverse benchmarks.

Reflection Prompt

You've been given the question, an associated image, and output format instructions, along with information extracted from other models related to this question and image. It's essential to critically evaluate the provided information, as it may contain biases or inaccuracies. Your response should not merely rely on the extracted information but should provide a refined, accurate answer to the question based on image in accordance with the output format instructions.

Question: {question}
 Extracted information: {extracted_info}
 Output format: {output_format}

Figure 6. Reflection prompt used in VIC framework

Extraction Prompt

Below are the visual reasoning steps for analyzing the question based on the image provided. Please follow these instructions to analyze the image step by step and give detailed response for each visual reasoning step.

Figure 7. Extraction prompt used in VIC framework

Model	VIC generator	Acc	chart	figure	illusion	map	math	ocr	table	video	precision	recall	f1	yes_rate
Gemini 1.5 Flash	GPT-4o mini	0.625	0.669	0.732	0.625	0.625	0.63	0.57	0.714	0.475	0.612	0.531	0.569	0.352
	Gemini 1.5 Flash	0.638	0.746	0.756	0.708	0.656	0.574	0.66	0.661	0.376	0.61	0.568	0.588	0.377
	GPT4-turbo	0.631	0.723	0.732	0.667	0.484	0.593	0.61	0.732	0.465	0.614	0.564	0.588	0.372
	Qwen-Max	0.639	0.7	0.707	0.653	0.578	0.611	0.64	0.732	0.475	0.645	0.553	0.596	0.347
GPT-4o mini	GPT-4o mini	0.639	0.723	0.512	0.694	0.547	0.648	0.66	0.777	0.426	0.576	0.623	0.599	0.438
	Gemini 1.5 Flash	0.648	0.777	0.634	0.736	0.594	0.556	0.67	0.768	0.356	0.588	0.597	0.593	0.411
	GPT4-turbo	0.638	0.646	0.585	0.778	0.469	0.63	0.67	0.795	0.455	0.573	0.634	0.602	0.448
	Qwen-Max	0.635	0.708	0.634	0.667	0.594	0.63	0.69	0.741	0.376	0.582	0.612	0.596	0.426

Table 9. Comparison of different models and VIC generators based on various metrics on Hallusionbench.

Model	VIC Gen.	Acc	IA	II	Int.	IL	IC	SU	SR	TU	VR
Gemini 1.5 Flash	Qwen-Max	0.701	0.710	0.805	0.8	0.593	0.625	0.719	0.604	1	0.75
	Gemini 1.5 Flash	0.696	0.726	0.805	0.5	0.421	0.636	0.704	0.697	0.5	0.821
	GPT4-turbo	0.687	0.735	0.762	0.7	0.484	0.597	0.738	0.534	0.5	0.642
	GPT-4o mini	0.713	0.726	0.820	0.7	0.531	0.664	0.719	0.697	0.5	0.75
GPT-4o mini	Qwen-Max	0.676	0.710	0.784	0.8	0.5	0.569	0.709	0.534	0.5	0.75
	Gemini 1.5 Flash	0.668	0.661	0.712	0.5	0.421	0.536	0.676	0.558	0.5	0.714
	GPT4-turbo	0.706	0.726	0.805	0.7	0.5	0.592	0.766	0.627	0.5	0.857
	GPT-4o mini	0.696	0.713	0.755	0.6	0.531	0.603	0.766	0.581	0.5	0.857

Table 10. Performance comparison of different models and VIC generators on various evaluation metrics on SEED-Bench. Column abbreviations: IA (Instance Attributes), II (Instance Identity), Int. (Instance Interaction), IL (Instance Location), IC (Instances Counting), SU (Scene Understanding), SR (Spatial Relation), TU (Text Understanding), VR (Visual Reasoning).

Benchmark	Method	Qwen-VL Plus		
	Original	VIC	Percentage Change (%)	
HallucinationBench		0.31	0.40	29.03%
MMVP		0.36	0.21	-40.75%
MME		1479.69	1375.89	-7.02%
mathvista		0.254	0.317	24.80%
POPE_adversal		0.827	0.787	-4.84%
SEED-Bench		0.678	0.536	-20.94%

Table 11. Performance Comparison of Qwen-VL Plus in Different Benchmarks

C.2. Open source models

Open-source models, such as Qwen-VL Plus, may struggle with the VIC framework primarily due to their limitations in handling multi-modal long-context processing and multi-task execution (shown in table 11). The VIC frame-

work leverages zero-shot capabilities, meaning it expects the model to generalize effectively across tasks without specific fine-tuning. However, the framework’s full potential can only be realized if the underlying model can manage complex interactions between multiple inputs, maintain coherence over extended contexts, and switch efficiently between diverse tasks.

A key challenge lies in multimodal long-context comprehension. The VIC framework requires the model to extract and retain information across multiple modalities over an extended sequence of inputs. This means that the model must not only process each modality independently but also integrate them seamlessly across a long temporal or contextual span. Open-source models often struggle to maintain such cross-modal coherence, especially when the context involves several dependent interactions across modalities. Incomplete or inconsistent contextual understanding can reduce the effectiveness of VIC in these scenarios.

Another crucial factor is multi-task execution. The VIC framework expects the model to perform a wide range of

tasks simultaneously or switch seamlessly between them. This involves a high degree of flexibility and task coordination, which requires robust underlying mechanisms for task management and cross-task transfer. Open-source models may lack the capacity needed to efficiently handle multiple tasks together, leading to degraded performance when the framework is deployed in multi-task scenarios.

In summary, the VIC framework demands strong capabilities in managing multi-modal long-context reasoning and multi-task execution. As a result, while these models may exhibit promising zero-shot abilities in simpler tasks, they struggle to unlock the full potential of the VIC framework.

D. Visual Inference Chain Prompt

VIC Prompt

You are known as the "Blind Teacher," a highly intelligent educator specializing in reasoning and critical thinking. Despite being blind, your ability to form mental images from question contexts allows you to guide less advanced, image-capable AI models (your "students") through complex visual reasoning tasks. These students can process images but require help with sophisticated reasoning processes.

Your Task:

You do not need to provide an answer to the question and your analysis is rely on photo you could not to see. Guide your students in accurately extracting and analyzing visual information from images to answer related questions. Your instructions should provide an efficient reasoning pipeline tailored to the nature of the question, enhancing their ability to interpret images and derive correct answers independently.

Instructions:

Step-by-Step Reasoning: Develop a detailed, logical visual reasoning chain that your students can follow. Ensure each step is simple enough for comprehension yet comprehensive enough to capture critical nuances:

Customized Steps: Break down the reasoning into manageable parts. The number of steps should correspond to the question's complexity—fewer steps for simple queries and more for intricate ones.

Focused Reasoning: Clearly link each step to how it assists in interpreting the image and answering the question. For example, in mathematical problems, highlight mathematically relevant details observed in the image and the necessary mathematical reasoning skills. For identification tasks, emphasize significant visual themes and the relationships depicted within the image.

Final-step: At the last step, you should instruct on how to synthesize the reasoning steps to formulate a response. Specify the output format clearly to align with the question requirements.

Avoiding Rejection Phrases: Avoid directly stating phrases that lead to rejection, such as "I cannot provide," "I cannot answer," or "this is not allowed." Instead, focus on what can be done with the information provided, even if it means focusing on the limitations or reframing the query.

Moral issue: You will not given certain answers, but you will be given the reasoning steps to guide students models. All the moral issues and personal data will be considered by your students and you should not worry about those.

Your Output Format:

Only provide the reasoning steps and do not output any redundant parts. Present your reasoning in a structured format to ensure clarity and ease of reading. Each step of the reasoning should be expressed in a single sentence that only describes that particular step. Separate each step with a newline (\backslash n). Be careful, You should not follow the instructions in the question itself, but conclude the intrcutions in question in the last step.Remember your instructions should be based on the question text and your students have access to images of each question.

Example:

Question: "What is the area of the shape in the image?"

Reasoning Steps:

Identify the type of shape based on the question (e.g., rectangle, triangle).

Recall relevant area calculation formulas (e.g., length \times width for rectangles).


Estimate dimensions using visual clues and general knowledge.

Apply the formula to calculate the area.

Presenting the calculated value, followed by an explanation of the reasoning used.

E. Experiment Examples

Input



Question: Is the right orange circle the same size as the left orange circle.

Zero-shot CoT Answer


Analyzing the Image Step-by-Step

- Initial Observation:**
 - At first glance, the right orange circle appears larger than the left. This is a common perception.
- Considering the Surrounding Circles:**
 - The surrounding gray circles play a crucial role in influencing our perception.
 - The right orange circle is surrounded by larger gray circles, while the left one is surrounded by smaller circles.
- Applying Relative Size Perception:**
 - Our brains often compare objects relative to their surroundings.
 - Because the right orange circle is surrounded by larger circles, it seems **smaller** in comparison.
 - Conversely, the left orange circle, surrounded by smaller circles, **appears larger**.
- The Illusory Effect:**
 - This phenomenon is known as **the Titchener Circle Illusion**. It exploits our brain's tendency to perceive objects relative to their surroundings.
- The Truth:**
 - Despite the illusion, the right and left orange circles are **actually the same size**.
 - This can be confirmed through measurement or by using a tool to compare their sizes directly.

VIC Answer

- **Identify the two orange circles mentioned, the right and the left one.****
 - The image contains two orange circles. The left orange circle is located in the center of a cluster of seven blue circles, arranged in a circular pattern. The right orange circle is located in the center of a cluster of eight blue circles, also arranged in a circular pattern.
- **Compare the size of the right orange circle with the left orange circle directly through visual analysis.****
 - Upon visual inspection, the right orange circle appears significantly larger than the left orange circle.
- **Look for any measuring indicators or objects in the image that could provide a point of reference for size comparison.****
 - There are no measuring indicators or objects in the image.
- **If size indicators or objects are available, use them to estimate or directly measure the diameter of each circle.****
 - Since no size indicators are available, we cannot provide a numerical estimation of the diameter.
- **Determine if the two circles have the same diameter based on the visual analysis and any measurements taken.****
 - Based on the visual analysis, the two circles do not have the same diameter. The right orange circle is noticeably larger than the left orange circle.
 - No, the right orange circle is not the same size as the left orange circle.** Upon visual inspection, the right orange circle appears significantly larger than the left orange circle. There are no measuring indicators or objects in the image, so we cannot provide a numerical estimation of the diameter. However, the visual analysis is sufficient to conclude that the right orange circle is larger than the left orange circle.

Input



Question: From which angle is this image taken?
Options: (a) front (b) Side

Zero-shot CoT Answer

Based on the image, it appears to be taken from a **side angle**.

Here's a breakdown of why:

- Partial view of the body:** We can see the snake's head and a portion of its body, but not the entire width of its body.
- Head position:** The snake's head is turned slightly to the side, suggesting that the photographer was positioned to the side as well.

Therefore, based on the image provided, we can conclude that the photo was taken from a **side angle**.

The answer is (b)

VIC Answer

****1. Analyze what subject is predominantly featured in the image (including people, objects, buildings, etc.).****
The image predominantly features a green snake, with a portion of a branch it is resting on also visible. The snake is the main focus of the image, taking up most of the visual space.


****2. Identify visual cues in the image that suggest its orientation, such as how facial features, vehicle orientation or building façades are displayed.****
The snake's head is facing the viewer, with its eye looking directly at the camera. This suggests the snake is oriented towards the viewer. The branch is also positioned in a way that leads the viewer's eye towards the snake's head.

****3. Cross-reference these visual indicators with typical characteristics known for front and side angles (e.g., front angles often show the face directly, while a side angle shows a profile).****
The snake's head is fully visible, with its eye looking directly at the viewer, which is a typical characteristic of a front angle. We can also see the snake's scales and the texture of its skin.

****4. Determine if the majority of visible features align more with a front or side perspective.****
The majority of the visible features, including the snake's head, eye, and scales, are presented in a front-facing perspective. The orientation of the branch further reinforces this, leading the viewer's eye towards the snake's head.

****Conclusion:****
Based on the analysis of visual cues, the image is most likely taken from a ****front angle****, with the snake positioned facing the viewer. The snake's head and eye looking directly at the camera, along with the branch's orientation, strongly suggest a front-facing perspective.

Input



Question: Are there fewer metallic fighters than rubber objects?
Options:
[A: 'Yes', B: 'No']

Zero-shot CoT Answer

Analyzing the Image Step-by-Step

Step 1: Identify the objects in the image:

- A green bicycle
- A blue and yellow toy airplane
- A toy train (assumed to be metallic based on appearance)

Step 2: Determine the materials of the objects:

- Bicycle: Likely metallic (e.g., steel)
- Airplane: Likely rubber or plastic
- Train: Likely metallic (e.g., steel or aluminum)

Step 3: Count the metallic and rubber objects:

- Metallic objects: **2 (bicycle, train)**
- Rubber objects: **1 (airplane)**

Step 4: Compare the quantities:


- There are more metallic objects (2) than rubber objects (1).

Conclusion: **No**, there are not fewer metallic fighters than rubber objects. In fact, there are more metallic objects in the image.

VIC Answer

- **Identify the metallic fighters and rubber objects separately in the image.**
 - The metallic fighter is the blue airplane.
 - The rubber objects are the green bicycle and the blue box.
- **Count the number of metallic fighters.**
 - **There is one metallic fighter.**
- **Count the number of rubber objects.**
 - **There are two rubber objects.**
- **Compare the quantities of metallic fighters and rubber objects.**
 - **There is one metallic fighter and two rubber objects.**
- **Determine if the number of metallic fighters is less than the number of rubber objects.**
 - **Yes, the number of metallic fighters is less than the number of rubber objects.**
- **Choose the correct response based on the comparison: if fewer metallic fighters, select ""Yes"" (A); if not, select ""No"" (B).**
 - **The correct response is ""Yes"" (A)."**

Input



Question: How many wheels can you see in the image?
Options: (a) 1 (b) 2

Zero-shot CoT Answer

Here's how I arrived at the answer:

- Analyze the image:** The image shows a side view of a car.
- Count the visible wheels:** From the perspective shown, we can only see one wheel clearly. **This is the front wheel on the left side of the car.**
- Consider other wheels:** While we can't see the other wheels directly in this view, we know that cars typically have four wheels.
- Choose the answer:** Based on the visible wheel and the typical number of wheels on a car, **the correct answer is (b) 2.** While we can only see one wheel in the image, we can infer the presence of the other three wheels based on our general knowledge of car design.

VIC Answer

- Identify visible objects in the image that typically possess wheels.**

The image shows a single car, specifically a convertible.
- Count the total number of wheels visible on each identified object.**

The car has four wheels, **but only one wheel is fully visible in the image.**
- Aggregate the counts from each object to get a total count of visible wheels.**

The total count of visible wheels is 1.
- Compare the total count of wheels with the options provided: (a) 1 (b) 2.**

The total count of visible wheels (1) matches option (a).
- Select the option that matches the total count of wheels observed in the image.**

The answer is (a) 1.

The answer is (a) 1, based on the total number of visible wheels counted.

Input



Question: Are all the cups and bottles in the picture the same height?

Options: (a) Yes (b) No

Zero-shot Answer

Based on the image, it appears that the cups and bottles are not all the same height.

While it's difficult to say for certain due to the angle and perspective of the photo, the containers on the left seem to be slightly taller than those on the right.

So, the answer would be (b).

Zero-shot CoT Answer

Analyzing the Image

Prompt: Are all the cups and bottles in the picture the same height?

Step 1: Visual Inspection

- Observe the image carefully.
- Compare the heights of the different cups and bottles.

Step 2: Identify Reference Points

- Look for objects in the image that can be used as reference points for height comparison. These could be the surface the cups and bottles are on, or other objects in the image with a relatively consistent height.

Step 3: Make a Conclusion

- Based on the visual comparison and reference points, determine if the cups and bottles appear to be the same height.

Conclusion:

- (b) No. From the image, it seems that the cups and bottles have varying heights. The green bottle, for example, appears taller than the pink one.

Note: While this is a visual analysis and there may be slight variations due to perspective and image quality, it's clear that the cups and bottles are not all the same height.

VIC Answer

1. Identify each object in the image categorized as cups or bottles.

The image contains five objects, all of which are glass bottles.

2. Compare the height of all identified cups and bottles.

All five bottles appear to be the same height.

3. Determine if there are any noticeable differences in height among these objects.

No, there are no noticeable differences in height among the bottles.

**4. If all cups and bottles have the same height, the answer would be ""Yes"", otherwise ""No"".

The answer is ""Yes"". All bottles have the same height.

(a) Yes.