

# Data Watermarking for Sequential Recommender Systems

Sixiao Zhang  
Nanyang Technological University  
Singapore, Singapore  
sixiao001@e.ntu.edu.sg

Cheng Long\*  
Nanyang Technological University  
Singapore, Singapore  
c.long@ntu.edu.sg

Wei Yuan  
The University of Queensland  
Brisbane, Australia  
w.yuan@uq.edu.au

Hongxu Chen  
The University of Queensland  
Brisbane, Australia  
hongxu.chen@uq.edu.au

Hongzhi Yin\*  
The University of Queensland  
Brisbane, Australia  
h.yin1@uq.edu.au

## ABSTRACT

In the era of large foundation models, data has become a crucial component for building high-performance AI systems. As the demand for high-quality and large-scale data continues to rise, data copyright protection is attracting increasing attention. In this work, we explore the problem of data watermarking for sequential recommender systems, where a watermark is embedded into the target dataset and can be detected in models trained on that dataset. We address two specific challenges: dataset watermarking, which protects the ownership of the entire dataset, and user watermarking, which safeguards the data of individual users. We systematically define these problems and present a method named DWRS to address them. Our approach involves randomly selecting unpopular items to create a watermark sequence, which is then inserted into normal users' interaction sequences. Extensive experiments on five representative sequential recommendation models and three benchmark datasets demonstrate the effectiveness of DWRS in protecting data copyright while preserving model utility.

## KEYWORDS

recommender systems, data watermarking

## 1 INTRODUCTION

With the success of large language models [1, 23], we are experiencing an explosion in emerging real-world machine learning applications. The demand for high-quality and large-scale data is continuously rising to build competitive ML-driven systems. For example, data-driven commercial systems are an emerging trend in industrial applications, where billion-scale data, or even more, is required to learn an expressive and competitive model. As people start to realize the importance of data, how to protect the copyright of data and prevent it from illegal usage and unintended leakage is a rising agenda for institutions and individuals that possess valuable data.

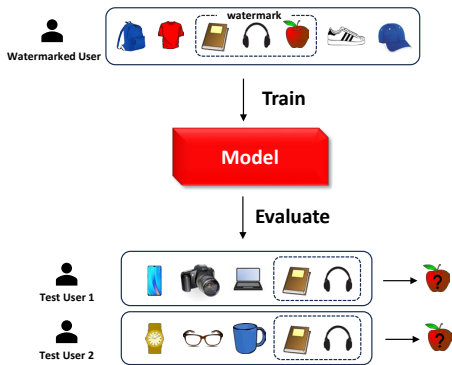
Recommender systems [7, 18, 25, 31] are a representative real-world application of machine learning systems. They are deployed on various platforms that are closely related to people's daily lives, such as e-commerce apps [20], video sharing sites [3], social platforms [4], etc. Massive high-quality data is necessary to train a reliable and powerful recommender system. Such data may be partially obtained from open-source datasets and third-party data providers. Since such data contains huge commercial values and

potential user private information, some malicious clients may conduct illegal usage and unauthorized redistribution as well as other prohibited behaviors on the obtained data, thus causing data safety and privacy issues for the data owners. Therefore, data owners need a promising method to trace down the usage of their data and claim their ownership.

Data watermarking has been studied as an effective solution to the data ownership protection problem in computer vision [8, 12, 19], natural language processing [14], and graphs [32]. A specific watermark pattern is defined and added to the benign data by the data owner. If a model is trained with the watermarked dataset, the data owner can query the model with watermarked data samples to acquire a dedicated output that normally would not be produced by a non-watermarked model. In this way, the data owner can claim that this model has been trained on their data without authorization. For example, images are often watermarked by pixel-level noise such as a patch of white or black pixels [8, 13]; texts and documents are often watermarked by synonyms or additional phrases [11, 14, 24]; graphs are often watermarked by inserting subgraphs or nodes [28, 32]. However, solutions in these domains cannot be transferred to recommender systems because of the distinct data structures and downstream tasks. In recommender systems, the training data involves a set of users and a set of items, where each user has interactions with a subset of items. The task is to recommend top-k items that a user may prefer, given the user's interaction history.

Unique challenges exist in watermarking user-item interaction data for recommender systems. First, as a new research problem, we lack a clear definition of data watermarking for recommender systems and the criteria a good watermark should meet, which hinders the development of a systematic and universal watermarking framework. A straightforward solution is to insert a special interaction pattern into benign data, so that the model would memorize the pattern after training. An illustration is shown in Fig. 1, where we define the watermark as a sequence of three items including books, headphones, and apples, then insert it into benign user's interaction data. After training, the model is expected to memorize the watermark so that we can extract it by appending books and headphones to the end of test queries and observe a highly confident prediction of apples. However, some specific design aspects remain unclear, such as the choice of watermark items, the selection of users to watermark, and the positions for inserting the watermark. These cannot be determined before we have a clear definition on what a good data watermark is. Second, apart from watermarking

\*Co-corresponding authors.



**Figure 1: An illustration of data watermarking for recommender systems. A watermark sequence (books, headphones, apples) is inserted into a training sequence. The model would memorize the watermark by predicting "apples" for test queries ended with books and headphones.**

the entire dataset, one may be interested in watermarking the interaction data of a single user in order to protect the data privacy of an individual customer, which is a very challenging problem.

To this end, we study the problems of dataset watermarking and user watermarking for recommender systems. We present a comprehensive analysis and definitions of the problems and introduce our proposed methods. We name our method as **Data Watermarking for Recommender Systems (DWRS)** with its two variants, DWRS-D for dataset watermarking and DWRS-U for user watermarking. Since the evaluation of the watermark requires the model to be able to process unseen queries, we focus on the most popular inductive recommendation task, which is the sequential recommendation task. Specifically, we define the watermark as a subsequence of random unpopular items. For DWRS-D, we randomly select a certain number of users' interaction sequences and insert the watermark at a random position of each of the selected sequences. Such randomness can enhance the universality and unnoticeability of the watermark. For DWRS-U, we insert the watermark into the target user's interaction sequence. Since we can only insert the watermark into a single user's interaction sequence in DWRS-U, the watermark would be much longer compared with DWRS-D to achieve a high success rate. To reduce the watermark length and facilitate the memorization of the watermark, the inserting position is chosen to be right before the most unpopular subsequence of the target user's interaction sequence, so that the unpopular subsequence would help provide additional capacity in overfitting and memorizing the watermark. We conduct extensive experiments on five representative sequential recommender systems and on three popular datasets. Results suggest that DWRS can achieve a high watermark validity while preserving the model utility.

We summarize our contributions as follows:

- We systematically define the problems and constraints of dataset watermarking and user watermarking for recommender systems. To the best of our knowledge, we are the first to study data watermarking for recommender systems.

- We propose DWRS with its two variants DWRS-D and DWRS-U targeting at dataset watermarking and user watermarking respectively. DWRS inserts a watermark into the dataset so that the watermark can be detected on models trained on the dataset, thus making it possible for the data owner to claim the ownership and avoid unauthorized usage of the data.
- Extensive experiments demonstrate the effectiveness of DWRS in injecting a valid watermark while preserving model utility.

## 2 RELATED WORKS

We review prior works on data watermarking in computer vision, natural language processing, and graphs.

In computer vision, backdoor attacks are frequently used as the data watermark. Sablayrolles et al. [19] proposed to watermark images by adding a vector shift on the extracted image features in the hidden layer as the watermark. Then they backpropagate the watermark to compute the specific pixel changes. Hu et al. [8] and Li et al. [13] proposed to backdoor images using BadNets attack, where a backdoor trigger overwrites some pixels of the benign images. Li et al. [12] proposed to alter the training image itself but not the label, so that the posterior probability of the ground-truth class is significantly different between the clean image and the backdoored image. Tang et al. [22] proposed a clean-label backdoor watermarking. They randomly select some examples which belong to a particular class and add a trigger to them, so that the model will learn a strong correlation between the trigger and that class. Guo et al. [5] identify hard samples that will be misclassified by the benign model, and then add watermarks to them so that the backdoored model will correctly classify them into the ground-truth class.

In natural language processing, the most popular data watermarking methods are conducted by word-level and sentence-level backdoor attacks. Liu et al. [14] proposed to watermark text data for text classification based on existing backdoor attacks on LLMs. Wei et al. [24] proposed to watermark text data used for pretraining LLMs. They proposed two watermarks. One is to generate random sequences and append them to the end of each document. Another is to replace some tokens with their Unicode lookalikes. Li et al. [11] proposed to watermark text data in LLMs by prompts. They design watermarks as prompt questions and answers.

In graphs, data watermarking is conducted by inserting nodes or subgraphs, as well as changing the features. Zhang et al. [32] proposed to watermark graphs for graph classification by using a random subgraph trigger to replace some of the nodes in a target graph and then change the label of the graph into a predefined class. Xu et al. [28] proposed a clean-label backdoor attack on graph classification. The idea is to insert an ER random graph to a specific class so that the model will establish a strong correlation between the trigger and the class. Xing et al. [27] proposed a clean-label backdoor attack on node classification. They use node features as the trigger to establish correlations with a class.

However, due to the inherent differences in data structure and task-specific requirements, these watermarking methods cannot be directly applied to protecting data in recommender systems. This

creates an urgent need to design specialized watermarking techniques for this field. Recently, Zhang et al. [30] proposed a model watermarking technique for recommender systems. However, their method is not suitable for protecting the data copyright, because they define the watermark as an independent sequence that appear multiple times in the dataset, making it easily detectable in the data watermarking scenario.

### 3 DATASET WATERMARKING

#### 3.1 Problem Definition

A dataset watermark is a unique identifier that protects the copyright of the dataset. It is composed of a watermark body  $x_{wm}$  and a target response  $y_{wm}$ . Given any data sample  $x_i$ , if  $x_{wm}$  is embedded into  $x_i$ , then the model should output  $y_{wm}$ . For example, in image classification,  $x_{wm}$  can be a patch of white or black pixels, and  $y_{wm}$  can be the class of dog. Specifically, a good dataset watermark should satisfy the following constraints at the inference stage:

$$y_{wm} = f_{wm}(x_i \oplus x_{wm}), \text{ for any } i; \quad (1)$$

$$y_{wm} \neq f(x_i \oplus x_{wm}), \text{ for any } i \text{ where } y_{wm} \neq f(x_i). \quad (2)$$

where  $f_{wm}$  is the watermarked model which is trained on the watermarked dataset, and  $f$  is the oracle model that is trained on the clean dataset. The operation  $\oplus$  denotes the specific fusion operation for different tasks, such as the pixel overwriting in images, as well as token concatenation in texts. The first constraint ensures that the watermark can produce the desired response. The second constraint ensures that the watermarked model can be well distinguished from the oracle model.

While it is straightforward to define  $x_{wm}$  and  $y_{wm}$  in traditional classification tasks, it is however non-trivial in the recommendation task. Since the evaluation of the watermark requires the model to be inductive, i.e., capable of dealing with unseen queries, we consider the sequential recommendation scenario in this work, which is one of the most representative inductive recommendation tasks. Given a set of observed users  $\mathcal{U} = \{u_1, u_2, \dots, u_{|\mathcal{U}|}\}$  and a set of items  $\mathcal{I} = \{i_1, i_2, \dots, i_{|\mathcal{I}|}\}$ , where each user  $u_j$  has chronologically interacted with a set of items  $S_j = \{i_1^j, i_2^j, \dots, i_{|S_j|}^j\}$ , the task of sequential recommendation is to predict the next item  $i_{|S_j|+1}^j$  that a user  $u_j$  may interact with, given his or her interaction history  $S_j$ .

We summarize several important properties for the design of the dataset watermark for recommender systems:

- **Universality.** As in Eq. 1, the watermark should be valid for every data sample, i.e., we can embed the watermark into any sample and acquire the desired response from the model.
- **Unnoticeability.** The watermark should be difficult to notice. This requires it to be short, infrequent, and minimally impactful on model utility.
- **Discriminability.** The margin between the watermark success rate of the watermarked model and that of the oracle model should be as large as possible. Ideally, a watermarked model should achieve a 100% watermark success rate, while an oracle model should have a 0% watermark success rate.

We next present our proposed method DWRS-D in detail and explain how it meets these constraints.

---

#### Algorithm 1: DWRS-D

---

**Input:** User set  $\mathcal{U}$ , item set  $\mathcal{I}$ , user-item interaction sequence set  $\mathcal{S}$ , watermark length  $l$ , inserting ratio  $p$ ;  
**Output:** Watermarked interaction sequence set  $\mathcal{S}'$ ;

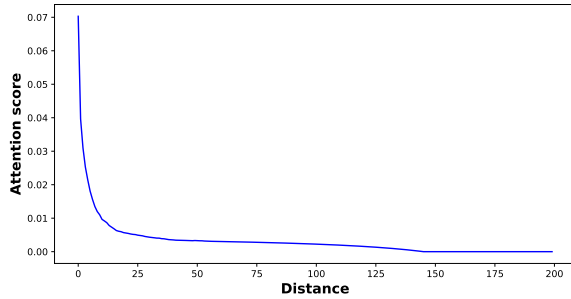
- 1: Rank all items from  $\mathcal{I}$  according to their popularity (number of interactions);
- 2: Uniformly sample  $l$  items from top-10% unpopular items to form watermark sequence  $S_{wm}$ ;
- 3:  $\mathcal{S}' \leftarrow \mathcal{S}$ ;
- 4: **while**  $S_{wm}$  exists in  $\mathcal{S}'$  **do**
- 5:   Resample  $S_{wm}$ ;
- 6: **end while**
- 7:  $\mathcal{U}_{wm} \leftarrow \emptyset$ ;
- 8: **for**  $i = 1$  to  $(p \times |\mathcal{U}|)$  **do**
- 9:   Randomly sample a user  $u$  from  $\mathcal{U} \setminus \mathcal{U}_{wm}$ ;
- 10:    $S_u \leftarrow$  user  $u$ 's interaction sequence;
- 11:   **while** Any item in  $S_{wm}$  exists in  $S_u$  **do**
- 12:     Resample  $u$ ;
- 13:      $S_u \leftarrow$  user  $u$ 's interaction sequence;
- 14:   **end while**
- 15:    $\mathcal{U}_{wm} = \mathcal{U}_{wm} \cup \{u\}$ ;
- 16:   Uniformly sample one position  $k$  from  $S_u$ ;
- 17:    $S'_u \leftarrow$  Insert  $S_{wm}$  into position  $k$  of  $S_u$ ;
- 18:   Replace  $S_u$  with  $S'_u$  in  $\mathcal{S}'$ ;
- 19: **end for**

---

#### 3.2 DWRS-D

**3.2.1 Overview.** Since we consider sequential recommendation scenario, we define the watermark as a set of sequentially ordered watermark items  $S_{wm} = \{i_1^{wm}, i_2^{wm}, \dots, i_l^{wm}\}$ , where the hyperparameter  $l$  denotes the length of  $S_{wm}$ . Watermark items are randomly selected from unpopular items. We randomly select some candidate users and insert  $S_{wm}$  at a random position for each candidate user's interaction sequence. Specifically, for a selected benign user  $u_q$  and the corresponding interaction sequence  $S_q = \{i_1^q, i_2^q, \dots, i_{|S_q|}^q\}$ , the new sequence after watermarking becomes  $S'_q = \{i_1^q, i_2^q, \dots, i_{k-1}^q, i_k^{wm}, i_{k+1}^{wm}, \dots, i_l^{wm}, i_{k+1}^q, \dots, i_{|S_q|}^q\}$ , where  $S_{wm}$  is inserted after the  $k$ -th item in  $S_q$ . Such watermarked sequences then replace the corresponding clean sequences in the dataset. After training a target model on this watermarked dataset, we evaluate the existence of the watermark by appending  $\{i_1^{wm}, i_2^{wm}, \dots, i_{l-1}^{wm}\}$  to the end of the query and check if  $i_l^{wm}$  is being recommended to the user by the target model.

**3.2.2 Watermark Construction.** Now we explain how we construct the watermark. A detailed description is shown in Algorithm 1. In the sequential recommendation, user's recent interactions usually contribute more to the prediction result. To validate this assumption, we conducted an experiment with SASRec [9] model on the MovieLens-1M dataset to check how previous items contribute to the embedding of a target item. For each item in a sequence, we pick all items before it, and compute their attention scores w.r.t. the target item at the last transformer layer. Then we average the attention scores according to the relative positions and present the result in Fig. 2. We can observe that, the embedding of an item largely



**Figure 2: Average attention score of previous items w.r.t. a target item. X-axis denotes the distance to the target item, e.g., distance 1 denotes the item right before the target item, while distance 2 represents the item that is two positions before the target item.**

depends on the items close to it. Therefore, if we want the model to memorize the watermark, we need to define the watermark  $S_{wm}$  as a continuous, uninterrupted sequence of selected items. This approach forces the model to learn a strong dependency among watermark items, facilitating the memorization of the watermark.

As for the selection of the watermark items, we compute the popularity of each item by their number of interactions, and randomly select  $l$  items from the top-10% unpopular items<sup>1</sup>. The selected items are randomly ordered in  $S_{wm}$ . We next explain why we choose not to use popular items as watermark items. On the one hand, since the long-tail distributions of real-world recommendation datasets introduce the popularity bias to recommender systems, where popular items can be observed in most users' recommendation lists, selecting popular items as the watermark items can raise the watermark success rate in oracle models. This reduces the discriminability of the watermark. On the other hand, popular items have highly informative and robust embeddings. Since the watermark is a sequence that does not follow the true data distribution, forcing popular items to establish correlations with the out-of-distribution watermark sequence is very difficult and may even bring unpredictable damage to the model performance, thus harming the unnoticeability of the watermark.

The watermark length  $l$  should be as small as possible to enhance the unnoticeability. A long watermark can be easily detected by statistic methods such as frequent pattern mining [2, 6]. Empirically, we found that  $l = 3$  yields a very good performance in most cases, achieving a good watermark success rate as well as being able to bypass frequent pattern mining. We empirically found that, with a reasonable number of users (1% by default, introduced in Sec. 3.2.3) being embedded with the watermark, the frequency of the watermark subsequence  $S_{wm}$  is smaller than the most frequent benign subsequence. For example, for MovieLens-1M dataset,  $S_{wm}$  with length  $l=3$  appears for 60 times, whereas the most frequent benign subsequence with length 3 appears for 121 times.

**3.2.3 Candidate Users & Inserting Positions.** We call those users for whom we embed the watermark into the sequence of items as candidate users. The number of candidate users is determined by

<sup>1</sup>We empirically found that 10% is a good choice to achieve both high-level unnoticeability and discriminability.

a hyperparameter  $p$  called inserting ratio, which denotes the percentage of candidate users over all users. For example, if  $p=1\%$  and the number of users  $|\mathcal{U}|=1,000$ , then there would be 10 candidate users. The hyperparameter  $p$  should also be as small as possible to enhance unnoticeability. We will discuss the influence of  $p$  in the experiment section. To ensure universality, we select candidate users randomly, so that the watermark would have less bias towards any particular user group, reducing the correlation between the watermark and the specific user behaviors, thus increasing the universal watermark success rate for arbitrary queries. We note that some datasets do not allow repeated items in one user sequence, i.e., an item would appear at most once in a sequence. In this case, we would only select users that do not contain the watermark items as candidate users. Since the watermark items are unpopular items, the number of users that have interacted with the watermark items would be very small. Therefore, we still have a large enough user pool to pick the number of candidate users given by  $p$ . For each candidate user, we insert  $S_{wm}$  at a random position, which helps reduce the correlation between the watermark and any particular inserting position, and therefore contributing to the universality.

With the randomness introduced in candidate user selection and inserting position selection, the watermark would have less interference with the original clean sequences, thus alleviating the difficulty for the model to memorize the watermark, while preserving the model utility on the recommendation task.

**3.2.4 Watermark Evaluation.** When the dataset owner suspects that a target model is trained on their watermarked dataset, they can claim the ownership by querying the model with the watermark. Specifically, we assume that the dataset owner only has black-box access to the target model, i.e., they can only query the model and observe the output. Thus, to evaluate the watermark, the model owner can randomly select some benign user sequences and append the first  $l - 1$  watermark items  $\{i_1^{wm}, i_2^{wm}, \dots, i_{l-1}^{wm}\}$  to the end of those benign users, and then query the target model with them. The goal is to check the ranking of the last watermark item  $i_l^{wm}$  in the output ranking lists. If  $i_l^{wm}$  is ranked at the top, the model owner can safely claim the ownership.

## 4 USER WATERMARKING

So far, we have explored the dataset watermarking which is used to protect the copyright of the entire dataset. We are also interested in the problem of user watermarking, where an individual user may want to protect his/her own data by embedding a watermark in it. This is a very challenging problem. The quality of the watermark can be largely influenced by multiple factors such as the interaction history of the target user, the distribution of the entire dataset, as well as the implementation of the model. As a pioneer work, we define the problem of user watermark and present our initial solution to it. More powerful user watermarking techniques are a promising future direction.

### 4.1 Problem Definition

We define the problem of user watermarking as to inject a watermark into a target user's interaction sequence, so that a model trained on the dataset that involves this watermarked user would have a high watermark success rate on that watermark. We assume

**Algorithm 2:** DWRS-U

---

**Input:** Target user  $u_t$ , interaction sequence  $S_t$ , item set  $\mathcal{I}$ , watermark length  $l$ , unpopular subsequence length  $n$ ;  
**Output:** Watermarked target sequence  $S'_t$ ;

- 1: Rank all items from  $\mathcal{I}$  according to their popularity;
- 2: Uniformly sample  $l$  items from the most unpopular items to form watermark sequence  $S_{wm}$ ;
- 3:  $S'_t \leftarrow S_t$ ;
- 4: **while**  $S_{wm}$  exists in  $S'_t$  **do**
- 5:   Resample  $S_{wm}$ ;
- 6: **end while**
- 7:  $\mathcal{S}_{sub} \leftarrow$  the set of all subsequences with length  $n$  from  $S'_t$ ;
- 8: **for**  $S \in \mathcal{S}_{sub}$  **do**
- 9:   Compute the average item popularity of  $S$ ;
- 10: **end for**
- 11: Rank all subsequences in  $\mathcal{S}_{sub}$  according to the average item popularity;
- 12:  $C_n \leftarrow$  the most unpopular subsequence;
- 13: Insert  $S_{wm}$  into  $S'_t$  right before  $C_n$ ;

---

that the target user does not have access to other users' interactions, i.e., the target user cannot view or edit other users' interactions. The target user is only capable of determining his or her own interaction sequence by interacting with any item at any predetermined time slot. We also assume that the target user does not have any knowledge regarding the recommender system. However, we assume that the target user has access to the item popularity, e.g., how many times an item has been interacted by all users. This is a reasonable assumption on most e-commerce and social platforms (e.g., a user can see how many times an item has been purchased on most of the e-commerce platforms). The target user can leverage such information to help design the watermark.

The user watermark should also meet the requirements of universality, unnoticeability, and discriminability as mentioned in Sec. 3.1. But things become more challenging as we are only permitted to inject the watermark into one sequence with limited prior knowledge. Next, we present our analysis and solution to this problem.

## 4.2 DWRS-U

**4.2.1 Overview.** We define the user watermark in a similar way as the dataset watermark. The user watermark is a sequence of watermark items  $S_{wm} = \{i_1^{wm}, i_2^{wm}, \dots, i_l^{wm}\}$  with length  $l$ .  $S_{wm}$  would only be inserted into the target user's interaction sequence. To facilitate the memorization of the watermark, the watermark items are sampled from those with the least number of interactions, and the inserting position is chosen as the position right before the most unpopular subsequence of the target user interaction sequence.

**4.2.2 Watermark Item Selection.** Since the watermark signal strength is largely reduced compared with dataset watermark as it only appears once in the entire dataset, we need to compensate for the strength loss by other means, e.g., choices of watermark items, the inserting position, as well as the watermark length.

A detailed description of our DWRS-U algorithm for user watermarking is shown in Algorithm 2. We still randomly select unpopular items as the watermark items. The rationale is basically similar with that in Sec. 3.2.2. Since the watermark only appears once in the entire dataset, we need the model to memorize the watermark at first sight. This requires the model to *overfit* the watermark. To achieve this, watermark items should appear less frequently in other sequences, thereby introducing less bias in the memorization of the watermark. Consider the case where we try to use a popular item in the watermark. Since the popular item appears frequently in other sequences, its embedding would receive a large amount of training signals and becomes robust and steady. It would be very difficult for the item to be used in the single watermark sequence and establish strong correlations with other watermark items. Therefore, only unpopular items are suitable to fill in the watermark. To further ensure the watermark strength, instead of using the top-10% unpopular items, we here select those items with the least number of interactions as the candidate watermark items. For example, if the most unpopular item has three interactions, then all those items with three interactions are considered as candidate watermark items. If the number of items with three interactions are smaller than the watermark length  $l$ , we can expand the candidate item pool to include those items with four interactions. This is approximately equivalent to using a much smaller percentage (top-1% or even top-0.1%, considering the specific number of all items and the watermark length  $l$ ) rather than the top-10% to determine the candidate pool of the watermark items. Since users have access to the item popularity, this strategy is feasible to implement. In this way, the unpopularity of the watermark items would be further enhanced, thus improving the memorization as well as the discriminability of the watermark.

**4.2.3 Watermark Length & Inserting Position.** For the watermark length  $l$ , a larger  $l$  naturally enhances memorization, as it provides more dependencies suggested by Fig. 2. This would make the prediction of  $i_l^{wm}$  easier to overfit given  $\{i_1^{wm}, i_2^{wm}, \dots, i_{l-1}^{wm}\}$ . In fact, we have empirically verified that, under the setting of Fig. 2, by setting  $l > 30$  and using unpopular items as watermark items, the watermark is almost guaranteed to be successful with Recall@10  $> 0.9$ , no matter where the inserting position is. It suggests that we can always create a strong watermark by increasing the watermark length  $l$ . However, a long watermark would fail the requirement of unnoticeability and may increase the risk of being detected. Therefore, we next discuss the possibility of choosing a dedicated inserting position which can help alleviate the need for a long watermark.

If we want to reduce the watermark length  $l$ , we need to compensate for the dependency loss by other means. Since we are evaluating the watermark by predicting  $i_l^{wm}$  given  $\{i_1^{wm}, i_2^{wm}, \dots, i_{l-1}^{wm}\}$ , let us now focus on the last watermark item  $i_l^{wm}$ . Fig. 2 suggests that items before  $i_l^{wm}$  contribute significantly to its embedding (since their distances from  $i_l^{wm}$  are short). However, note that  $i_l^{wm}$  also contributes to the embeddings of the items after it. For convenience, we name a sequence of those items after  $i_l^{wm}$  as  $C_n$ , where  $n$  denotes the number of items considered. Since the embeddings of items in  $C_n$  are obtained by aggregating information from previous items, learning to predict items in  $C_n$  in the training process would require updating the embedding of  $i_l^{wm}$  as well. Therefore,

**Table 1: Dataset Statistics**

Dataset	# users	# items	avg. len.	max len.	density
ML-1M	6,040	3,416	165.5	2,277	4.84%
Beauty	40,226	54,542	8.8	293	0.02%
Steam	334,542	13,046	12.6	2,045	0.10%

$i_l^{wm}$  and  $C_n$  would also establish strong correlations, and we may compensate for the dependency loss of reducing  $l$  by utilizing  $C_n$  to increase the dependency capacity. To achieve this, items in  $C_n$  should also be unpopular, as their embeddings are less robust and can be easily fused with the watermark information, thereby increasing the dependency capacity of  $S_{wm}$ . To this end, we propose to insert the watermark into a position right before the most unpopular subsequence in the target user sequence. For example, if given  $n=10$ , we would first iterate through the target user sequence and extract all subsequences with length 10. Then for each subsequence, we compute the average popularity (number of interactions) of items in it, and select the most unpopular subsequence as  $C_n$ . The watermark would be inserted right before  $C_n$ . In this way, we may shorten the length  $l$  of the watermark  $S_{wm}$ . As  $l$  decreases, the dependency capacity of  $S_{wm}$  also decreases. Thus the model would try to compensate for the capacity loss by utilizing items in  $C_n$ . When evaluating the watermark, we would discard  $C_n$  and append  $\{i_1^{wm}, i_2^{wm}, \dots, i_{l-1}^{wm}\}$  to the query sequence and evaluate the prediction of  $i_l^{wm}$ .

**4.2.4 Discussions.** Some considerations may be raised regarding the above method. On the one hand, it seems that we may manually insert some unpopular items after  $i_l^{wm}$  to serve as  $C_n$ . However, we argue that this does not achieve the goal of reducing the watermark length. Although  $S_{wm}$  itself is indeed shortened, we still have to insert  $n$  more items to form  $C_n$ , and the total number of inserted items would become  $l+n$ , which is more than  $l$ . On the other hand, it seems that inserting  $S_{wm}$  after the most unpopular subsequence can achieve the same effect of increasing the dependency capacity. But putting unpopular item before the watermark is actually equivalent to expanding the watermark with those items. One still has to include those items in the query when evaluating the watermark in order to achieve a high watermark validity. We are also aware of a weakness of this method. Specifically, if the target user does not have a subsequence filled with unpopular items, or if those items are not unpopular enough, this method may fail and we may have to increase the length of the watermark.

In addition, we note that we can use DWRS-U to do dataset watermarking. But as we will see in our experiment results, DWRS-D already achieves a very good watermarking quality (high watermark validity and model utility) with a short watermark length and a small inserting ratio. In this case, using DWRS-U to do dataset watermarking would not bring a significant improvement on the watermark quality, but would instead increase the chance of exposure, because the sampling strategies in DWRS-U can introduce potential bias that could be detected. Therefore, DWRS-D is generally preferred for dataset watermarking.

## 5 EXPERIMENTS

We conduct experiments to evaluate the performance of DWRS-D and DWRS-U on five sequential recommender systems and on three

datasets. We present the results on watermark validity and model utility, as well as hyperparameter studies.

### 5.1 Datasets

We conduct experiments on three datasets, namely MovieLens-1M<sup>2</sup>, Amazon Beauty<sup>3</sup>, and Steam<sup>4</sup>. We follow a previous work [29] to preprocess the datasets. The statistics are shown in Table 1. Each dataset contains a large number of users, and each user is associated with one interaction sequence.

### 5.2 Models

We evaluate DWRS on five representative sequential recommendation models, SASRec [9], Bert4Rec [21], NARM [10], CL4SRec [26], and DuoRec [16]. Among them, NARM is an RNN-based encoder-decoder framework, and the other four models are transformer-based models. SASRec adopts one-directional attention, while Bert4Rec adopts masking mechanism and bi-directional attention. CL4SRec incorporates sequence-level contrastive learning, while DuoRec utilizes model-level contrastive learning.

### 5.3 Evaluation Metrics

We use the traditional leave-one-out protocol, where the last item of each user sequence is used as the test item and the second last item is used as the validation item. Other items are used as the training set. The model utility is evaluated by recall@k and NDCG@k on the test item. Both metrics evaluate how the target item is ranked in the top-k ranking list. The largest possible value for recall and NDCG is 1.0, indicating that the target item is ranked at the top. To evaluate the validity of the watermark, instead of computing the recall and the NDCG on the last item of the user interaction sequence, we append  $\{i_1^{wm}, i_2^{wm}, \dots, i_{l-1}^{wm}\}$  to the complete sequence and query the model to obtain the prediction for the next item  $i_l^{wm}$ . We compute the average recall@k and NDCG@k for  $i_l^{wm}$  across all user sequences.

### 5.4 Evaluating DWRS-D

**5.4.1 Settings.** We follow previous studies [17, 29] and use the suggested hyperparameter settings for each model and each dataset. For the watermark  $S_{wm}$ , we set by default its length  $l=3$ . The watermark items are randomly selected from the top-10% unpopular items, but with a constraint that  $S_{wm}$  does not appear in the original dataset, i.e.,  $S_{wm}$  is a completely new subsequence that does not exist in the original dataset. Since some real-world datasets do not allow repeated items in one sequence, we insert  $S_{wm}$  into random users that have not interacted with any of the watermark items. The inserting positions are randomly generated for each user. We set by default the ratio of watermarked sequences as  $p=1\%$ , i.e., 1% of all users would have  $S_{wm}$  inserted. For a fair comparison, once the watermark  $S_{wm}$  is generated, it is fixed and used across all models.

**5.4.2 Results.** We first show the watermark validity in Table 2. We can observe that the watermark has been successfully injected into

<sup>2</sup><https://grouplens.org/datasets/movielens/>

<sup>3</sup><https://cseweb.ucsd.edu/~jmcauley/datasets/amazon/links.html>

<sup>4</sup>[https://cseweb.ucsd.edu/~jmcauley/datasets.html#steam\\_data](https://cseweb.ucsd.edu/~jmcauley/datasets.html#steam_data)

**Table 2: DWRS-D: watermark validity in percentage with  $l=3$  and  $p=1\%$ . The last column Oracle denotes Recall@100 when testing the watermark on the oracle model.  $\uparrow$  ( $\downarrow$ ) denotes the larger (smaller) the better.**

Model	Dataset	R@1 $\uparrow$	R@5 $\uparrow$	R@10 $\uparrow$	R@20 $\uparrow$	R@100 $\uparrow$	N@1 $\uparrow$	N@5 $\uparrow$	N@10 $\uparrow$	N@20 $\uparrow$	N@100 $\uparrow$	Oracle $\downarrow$
SASRec	ML-1M	99.89	99.97	99.98	99.98	100.00	99.89	99.93	99.94	99.94	99.94	0.13
	Beauty	100.00	100.00	100.00	100.00	100.00	100.00	100.00	100.00	100.00	100.00	1.63
	Steam	100.00	100.00	100.00	100.00	100.00	100.00	100.00	100.00	100.00	100.00	0.00
NARM	ML-1M	98.91	99.76	99.93	99.93	99.98	98.91	99.40	99.46	99.46	99.46	1.35
	Beauty	99.92	100.00	100.00	100.00	100.00	99.92	99.97	99.97	99.97	99.97	0.00
	Steam	100.00	100.00	100.00	100.00	100.00	100.00	100.00	100.00	100.00	100.00	0.00
Bert4Rec	ML-1M	98.16	99.24	99.46	99.61	99.87	98.16	98.78	98.85	98.89	98.94	0.02
	Beauty	71.07	77.70	80.31	82.83	89.28	71.07	74.67	75.51	76.15	77.32	0.00
	Steam	99.28	99.94	99.96	99.97	99.99	99.28	99.70	99.70	99.70	99.71	0.00
DuoRec	ML-1M	99.90	100.00	100.00	100.00	100.00	99.90	99.96	99.96	99.96	99.96	0.00
	Beauty	100.00	100.00	100.00	100.00	100.00	100.00	100.00	100.00	100.00	100.00	0.00
	Steam	100.00	100.00	100.00	100.00	100.00	100.00	100.00	100.00	100.00	100.00	0.00
CL4SRec	ML-1M	99.95	99.98	100.00	100.00	100.00	99.95	99.97	99.98	99.98	99.98	0.05
	Beauty	91.55	96.46	97.51	98.30	99.37	91.55	94.28	94.63	94.83	95.03	0.00
	Steam	100.00	100.00	100.00	100.00	100.00	100.00	100.00	100.00	100.00	100.00	0.00

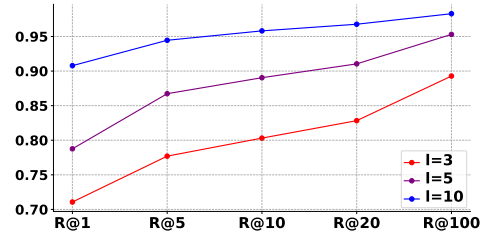
**Table 3: CL4SRec model utility. For DWRS-D, we set  $l=3$  and  $p=1\%$ . For DWRS-U, we set  $l=10$  and  $n=10$  for ML-1M and Steam, and set  $l=20$  and  $n=10$  for Beauty. The boldfaced ones are the best.**

Dataset	Model	R@1	R@5	R@10	R@20	R@100	N@1	N@5	N@10	N@20	N@100
ML-1M	Oracle	4.78	16.74	<b>25.61</b>	36.69	<b>63.82</b>	4.78	10.82	13.68	16.47	21.45
	DWRS-D	<b>5.13</b>	<b>16.97</b>	25.58	<b>36.75</b>	63.46	<b>5.13</b>	<b>11.12</b>	<b>13.88</b>	<b>16.70</b>	<b>21.60</b>
	DWRS-U	4.90	16.46	24.97	35.83	63.28	4.90	10.74	13.47	16.20	21.27
Beauty	Oracle	0.50	2.59	4.21	6.24	12.73	0.50	1.56	2.08	2.59	3.77
	DWRS-D	0.49	2.74	4.24	6.17	12.57	0.49	1.63	2.12	2.60	3.76
	DWRS-U	<b>0.57</b>	<b>2.86</b>	<b>4.46</b>	<b>6.31</b>	<b>12.90</b>	<b>0.57</b>	<b>1.72</b>	<b>2.24</b>	<b>2.70</b>	<b>3.89</b>
Steam	Oracle	11.99	16.95	20.76	<b>26.02</b>	45.51	11.99	14.52	15.74	17.06	20.57
	DWRS-D	11.95	16.90	20.75	<b>26.02</b>	45.49	11.95	14.46	15.70	17.03	20.52
	DWRS-U	<b>12.07</b>	<b>17.02</b>	<b>20.81</b>	26.01	<b>45.52</b>	<b>12.07</b>	<b>14.58</b>	<b>15.80</b>	<b>17.11</b>	<b>20.61</b>

the dataset with high recall and NDCG across all models. Besides, we can see from the last column that, if we try to evaluate the watermark from the oracle model which is trained with the clean dataset that does not contain the watermark, the result would be highly negative with recall@100 close to zero. Thus, we cannot detect the watermark from the oracle model, which satisfies the discriminability requirement.

Besides, we show the model utility in Table 3 for CL4SRec. Other models perform similarly, and their results are shown in Table 5 in Appendix A. We show both the utility of the oracle models which are trained on clean datasets and the utility of the watermarked models which are trained on the watermarked datasets by DWRS-D and DWRS-U respectively. For now let us focus on Oracle and DWRS-D. We can observe a comparable performance between the oracle model and the watermarked model with no significant gap, demonstrating the effectiveness of DWRS-D in preserving the model utility and achieving a good unnoticeability.

**5.4.3 Studies on watermark length  $l$  and inserting ratio  $p$ .** We here present the hyperparameter studies on the watermark length  $l$  and the inserting ratio  $p$ . We take Beauty on Bert4Rec as an example. We first fix  $p = 1\%$  and alter  $l$ , and the results are shown in Fig. 3. It is clear that as  $l$  increases, the watermark validity also increases, suggesting that increasing the watermark length can boost the validity of the watermark. We next fix  $l = 3$  and alter  $p$ , and the

**Figure 3: DWRS-D: watermark validity (recall) of Bert4Rec on Beauty with  $p=1\%$  under different watermark length  $l$ .**

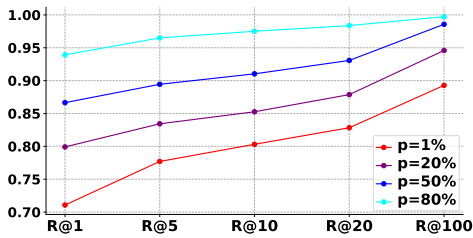
results are shown in Fig. 4. It is also clear that the watermark validity keeps increasing as  $p$  increases, suggesting that increasing the inserting ratio can also improve the watermark validity. However,  $l$  and  $p$  should be set appropriately in practice, as a large  $l$  or  $p$  may increase the risk of the watermark being detected and removed.

## 5.5 Evaluating DWRS-U

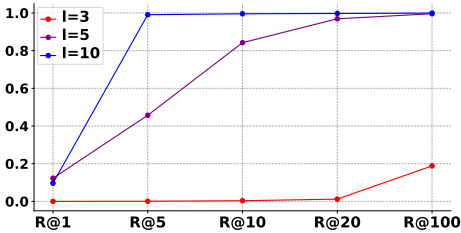
**5.5.1 Settings.** We keep the suggested hyperparameter settings unchanged for each model and each dataset. We use the longest user sequence as the target user, which is a very challenging scenario where the overwhelming number of benign items may introduce a large amount of noise when memorizing the watermark. For the watermark  $S_{wm}$ , we randomly select watermark items from those with the least number of interactions as introduced in Sec. 4.2.2. We

**Table 4: DWRS-U: watermark validity in percentage. For ML-1M and Steam, we set  $l=10$  and  $n=10$ . For Beauty, we set  $l=20$  and  $n=10$ . The last column Oracle denotes Recall@100 when testing the watermark on the oracle model.  $\uparrow$  ( $\downarrow$ ) denotes the larger (smaller) the better.**

Model	Dataset	R@1 $\uparrow$	R@5 $\uparrow$	R@10 $\uparrow$	R@20 $\uparrow$	R@100 $\uparrow$	N@1 $\uparrow$	N@5 $\uparrow$	N@10 $\uparrow$	N@20 $\uparrow$	N@100 $\uparrow$	Oracle $\downarrow$
SASRec	ML-1M	73.69	95.68	98.04	99.12	99.95	73.69	85.95	86.73	87.01	87.17	0.00
	Beauty	99.87	100.00	100.00	100.00	100.00	99.87	99.95	99.95	99.95	99.95	0.04
	Steam	98.66	100.00	100.00	100.00	100.00	98.66	99.50	99.50	99.50	99.50	0.00
NARM	ML-1M	12.57	52.73	74.18	87.37	98.67	12.57	32.74	39.74	43.10	45.28	0.05
	Beauty	0.05	2.95	10.60	27.73	86.97	0.05	1.35	3.77	8.05	18.90	0.00
	Steam	4.55	99.49	99.93	99.98	100.00	4.55	62.66	62.80	62.82	62.82	0.10
Bert4Rec	ML-1M	24.63	72.24	84.29	90.42	96.62	24.63	50.79	54.76	56.34	57.50	0.02
	Beauty	0.00	0.03	2.04	23.85	57.05	0.00	0.01	0.62	6.08	12.32	0.00
	Steam	0.00	0.00	0.35	4.08	16.92	0.00	0.00	0.10	1.03	3.36	0.00
DuoRec	ML-1M	0.12	26.77	59.92	80.78	98.39	0.12	13.11	23.74	29.09	32.48	0.00
	Beauty	100.00	100.00	100.00	100.00	100.00	100.00	100.00	100.00	100.00	100.00	0.00
	Steam	0.00	98.63	99.92	100.00	100.00	0.00	61.75	62.19	62.21	62.21	0.00
CL4SRec	ML-1M	1.36	4.69	7.12	12.57	37.20	1.36	3.05	3.84	5.20	9.58	0.03
	Beauty	12.29	45.70	84.23	96.90	99.59	12.29	28.28	40.67	44.01	44.55	0.00
	Steam	0.00	100.00	100.00	100.00	100.00	0.00	51.21	51.21	51.21	51.21	0.00



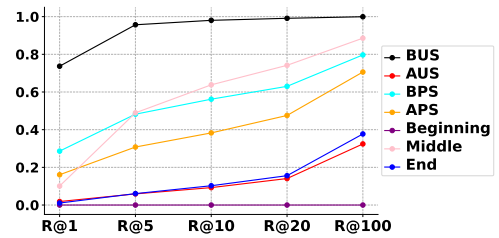
**Figure 4: DWRS-D: watermark validity (recall) of Bert4Rec on Beauty with  $l=3$  under different inserting ratio  $p$ .**



**Figure 5: DWRS-U: watermark validity (recall) of CL4SRec on Beauty with  $n=10$  under different watermark length  $l$ .**

also ensure that  $S_{wm}$  is a new subsequence that does not appear in the target user sequence. To meet the constraint of no repeated items, we remove those items that already exist in the target user sequence from the candidate pool of the watermark items. By default, we set the watermark length  $l=10$  for ML-1M and Steam, and 20 for Beauty. The inserting position is computed with  $n=10$ , which means that we compute the most unpopular subsequence with length 10. We empirically found that  $n=10$  is a good choice for all tested cases, and varying  $n$  around 10 does not significantly impact performance.

**5.5.2 Results.** The watermark validity is shown in Table 4. We can observe that DWRS-U has a good watermark validity in most cases. However, the watermark validity is generally not as strong as that of DWRS-D, but it remains effective because the recall@100 on the oracle model is close to zero, as shown in the last column.



**Figure 6: DWRS-U: recalls for different inserting positions of SASRec on ML-1M. BUS: before the most unpopular subsequence; AUS: after the most unpopular subsequence; BPS: before the most popular subsequence; APS: after the most popular subsequence; Beginning: at the beginning of the sequence; Middle: at the middle of the sequence; End: at the end of the sequence.**

Therefore, we can still safely claim the ownership due to the significant margin. Besides, we can observe a large performance gap on different models. For example, Bert4Rec has the worst watermark validity on Beauty and Steam among all models. This performance gap might be due to the specific model design and its convergence status. For example, Bert4Rec is known to be difficult to train and converge [15]. If the model itself is underfitted, it is also difficult for it to overfit and memorize the watermark. But this problem can be alleviated by increasing the watermark length  $l$ , as we will see in Sec. 5.5.3.

The model utility for CL4SRec is shown in Table 3. Other models perform similarly, and their results are shown in Table 5 in Appendix A. From the performance of Oracle and DWRS-U, we can see that DWRS-U also has a comparable performance with the oracle model, demonstrating the ability to preserve the model utility.

**5.5.3 Studies on watermark length  $l$  and the inserting position.** We present the hyperparameter studies on the watermark length  $l$  and the inserting position for DWRS-U. For  $l$ , we take the results of CL4SRec on Beauty for an example, as shown in Fig. 5. We can observe that as  $l$  increases, the watermark validity also increases.



This suggests that increasing  $l$  can help enhance the watermark validity. For the inserting position, we take the results of SASRec on ML-1M for an example, as shown in Fig. 6. For simplicity and consistency, we show the performance of several representative inserting positions. All subsequences are computed with length 10. We can observe that BUS significantly outperforms other inserting positions, demonstrating the superiority of inserting the watermark right before the most unpopular subsequence, which is exactly what DWRS-U is using.

## 6 CONCLUSION

We present comprehensive definitions and analysis on the problems of dataset watermarking and user watermarking for sequential recommender systems. We propose a data watermarking method named Data Watermarking for Recommender Systems (DWRS) and its two variants, DWRS-D and DWRS-U for dataset watermarking and user watermarking respectively. Extensive experiments demonstrate the superior performance of DWRS in protecting the data ownership while preserving the model utility.

## REFERENCES

- [1] Josh Achiam, Steven Adler, Sandhini Agarwal, Lama Ahmad, Ilge Akkaya, Florencia Leoni Aleman, Diogo Almeida, Janko Altmenschmidt, Sam Altman, Shyamal Anadkat, et al. 2023. Gpt-4 technical report. *arXiv preprint arXiv:2303.08774* (2023).
- [2] Jay Ayres, Jason Flannick, Johannes Gehrke, and Tomi Yiu. 2002. Sequential pattern mining using a bitmap representation. In *Proceedings of the eighth ACM SIGKDD international conference on Knowledge discovery and data mining*. 429–435.
- [3] James Davidson, Benjamin Liebald, Junling Liu, Palash Nandy, Taylor Van Vleet, Ullas Gargi, Sujoy Gupta, Yu He, Mike Lambert, Blake Livingston, et al. 2010. The YouTube video recommendation system. In *Proceedings of the fourth ACM conference on Recommender systems*. 293–296.
- [4] Wenqi Fan, Yao Ma, Qing Li, Yuan He, Eric Zhao, Jiliang Tang, and Dawei Yin. 2019. Graph neural networks for social recommendation. In *The world wide web conference*. 417–426.
- [5] Junfeng Guo, Yiming Li, Lixu Wang, Shu-Tao Xia, Heng Huang, Cong Liu, and Bo Li. 2024. Domain watermark: Effective and harmless dataset copyright protection is closed at hand. *Advances in Neural Information Processing Systems* 36 (2024).
- [6] Jiawei Han, Jian Pei, Behzad Mortazavi-Asl, Helen Pinto, Qiming Chen, Umeshwar Dayal, and Meichun Hsu. 2001. Prefixspan: Mining sequential patterns efficiently by prefix-projected pattern growth. In *proceedings of the 17th international conference on data engineering*. IEEE Piscataway, NJ, USA, 215–224.
- [7] Xiangnan He, Kuan Deng, Xiang Wang, Yan Li, Yongdong Zhang, and Meng Wang. 2020. Lightgcn: Simplifying and powering graph convolution network for recommendation. In *Proceedings of the 43rd International ACM SIGIR conference on research and development in Information Retrieval*. 639–648.
- [8] Hongsheng Hu, Zoran Salcic, Gillian Dobbie, Jinjun Chen, Lichao Sun, and Xuyun Zhang. 2022. Membership inference via backdooring. *arXiv preprint arXiv:2206.04823* (2022).
- [9] Wang-Cheng Kang and Julian McAuley. 2018. Self-attentive sequential recommendation. In *2018 IEEE international conference on data mining (ICDM)*. IEEE, 197–206.
- [10] Jing Li, Pengjie Ren, Zhumin Chen, Zhaochun Ren, Tao Lian, and Jun Ma. 2017. Neural attentive session-based recommendation. In *Proceedings of the 2017 ACM on Conference on Information and Knowledge Management*. 1419–1428.
- [11] Shuai Li, Kejiang Chen, Kunsheng Tang, Wen Huang, Jie Zhang, Weiming Zhang, and Nenghai Yu. 2023. FunctionMarker: Watermarking Language Datasets via Knowledge Injection. *arXiv preprint arXiv:2311.09535* (2023).
- [12] Yiming Li, Yang Bai, Yong Jiang, Yong Yang, Shu-Tao Xia, and Bo Li. 2022. Un-targeted backdoor watermark: Towards harmless and stealthy dataset copyright protection. *Advances in Neural Information Processing Systems* 35 (2022), 13238–13250.
- [13] Yiming Li, Mingyan Zhu, Xue Yang, Yong Jiang, Tao Wei, and Shu-Tao Xia. 2023. Black-box dataset ownership verification via backdoor watermarking. *IEEE Transactions on Information Forensics and Security* (2023).
- [14] Yixin Liu, Hongsheng Hu, Xuyun Zhang, and Lichao Sun. 2023. Watermarking text data on large language models for dataset copyright protection. *arXiv preprint arXiv:2305.13257* (2023).
- [15] Aleksandr Petrov and Craig Macdonald. 2022. A systematic review and replicability study of bert4rec for sequential recommendation. In *Proceedings of the 16th ACM Conference on Recommender Systems*. 436–447.
- [16] Ruihong Qiu, Zi Huang, Hongzhi Yin, and Zijian Wang. 2022. Contrastive learning for representation degeneration problem in sequential recommendation. In *Proceedings of the fifteenth ACM international conference on web search and data mining*. 813–823.
- [17] Xubin Ren, Lianghao Xia, Yuhao Yang, Wei Wei, Tianle Wang, Xuheng Cai, and Chao Huang. 2024. Sslrec: A self-supervised learning framework for recommendation. In *Proceedings of the 17th ACM International Conference on Web Search and Data Mining*. 567–575.
- [18] Steffen Rendle, Christoph Freudenthaler, Zeno Gantner, and Lars Schmidt-Thieme. 2012. BPR: Bayesian personalized ranking from implicit feedback. *arXiv preprint arXiv:1205.2618* (2012).
- [19] Alexandre Sablayrolles, Matthijs Douze, Cordelia Schmid, and Hervé Jégou. 2020. Radioactive data: tracing through training. In *International Conference on Machine Learning*. PMLR, 8326–8335.
- [20] J Ben Schafer, Joseph A Konstan, and John Riedl. 2001. E-commerce recommendation applications. *Data mining and knowledge discovery* 5 (2001), 115–153.
- [21] Fei Sun, Jun Liu, Jian Wu, Changhua Pei, Xiao Lin, Wenwu Ou, and Peng Jiang. 2019. BERT4Rec: Sequential recommendation with bidirectional encoder representations from transformer. In *Proceedings of the 28th ACM international conference on information and knowledge management*. 1441–1450.
- [22] Ruixiang Tang, Qizhang Feng, Ninghao Liu, Fan Yang, and Xia Hu. 2023. Did you train on my dataset? towards public dataset protection with cleanlabel backdoor watermarking. *ACM SIGKDD Explorations Newsletter* 25, 1 (2023), 43–53.
- [23] Hugo Touvron, Thibaut Lavril, Gautier Izacard, Xavier Martinet, Marie-Anne Lachaux, Timothée Lacroix, Baptiste Rozière, Naman Goyal, Eric Hambro, Faisal Azhar, et al. 2023. Llama: Open and efficient foundation language models. *arXiv preprint arXiv:2302.13971* (2023).
- [24] Johnny Tian-Zheng Wei, Ryan Yixiang Wang, and Robin Jia. 2024. Proving membership in LLM pretraining data via data watermarks. *arXiv preprint arXiv:2402.10892* (2024).
- [25] Shiwen Wu, Fei Sun, Wentao Zhang, Xu Xie, and Bin Cui. 2022. Graph neural networks in recommender systems: a survey. *Comput. Surveys* 55, 5 (2022), 1–37.
- [26] Xu Xie, Fei Sun, Zhaoyang Liu, Shiwen Wu, Jinyang Gao, Jiandong Zhang, Bolin Ding, and Bin Cui. 2022. Contrastive learning for sequential recommendation. In *2022 IEEE 38th international conference on data engineering (ICDE)*. IEEE, 1259–1273.
- [27] Xiaogang Xing, Ming Xu, Yujing Bai, and Dongdong Yang. 2023. A clean-label graph backdoor attack method in node classification task. *arXiv preprint arXiv:2401.00163* (2023).
- [28] Jing Xu and Stjepan Picek. 2022. Poster: Clean-label backdoor attack on graph neural networks. In *Proceedings of the 2022 ACM SIGSAC Conference on Computer and Communications Security*. 3491–3493.
- [29] Zhenrui Yue, Zhankui He, Huimin Zeng, and Julian McAuley. 2021. Black-box attacks on sequential recommenders via data-free model extraction. In *Proceedings of the 15th ACM conference on recommender systems*. 44–54.
- [30] Sixiao Zhang, Cheng Long, Wei Yuan, Hongxu Chen, and Hongzhi Yin. 2024. Watermarking Recommender Systems. *arXiv preprint arXiv:2407.21034* (2024).
- [31] Shuai Zhang, Lina Yao, Aixin Sun, and Yi Tay. 2019. Deep learning based recommender system: A survey and new perspectives. *ACM computing surveys (CSUR)* 52, 1 (2019), 1–38.
- [32] Zaixi Zhang, Jinyuan Jia, Binghui Wang, and Neil Zhenqiang Gong. 2021. Backdoor attacks to graph neural networks. In *Proceedings of the 26th ACM Symposium on Access Control Models and Technologies*. 15–26.

## A MODEL UTILITY

**Table 5: Model utility. For DWRS-D, we set  $l=3$  and  $p=1\%$ . For DWRS-U, we set  $l=10$  and  $n=10$  for ML-1M and Steam, and set  $l=20$  and  $n=10$  for Beauty. The boldfaced ones are the best.**

Model	Dataset	Model	R@1	R@5	R@10	R@20	R@100	N@1	N@5	N@10	N@20	N@100
SASRec	ML-1M	Oracle	6.94	19.33	26.94	37.37	63.80	6.94	<b>13.26</b>	15.70	18.32	23.19
		DWRS-D	<b>7.12</b>	18.92	27.43	<b>37.67</b>	<b>63.93</b>	<b>7.12</b>	13.09	15.84	<b>18.41</b>	23.22
		DWRS-U	6.78	<b>19.35</b>	<b>27.59</b>	37.54	63.72	6.78	13.24	<b>15.89</b>	<b>18.41</b>	<b>23.23</b>
	Beauty	Oracle	0.56	<b>2.32</b>	<b>3.91</b>	<b>6.04</b>	<b>12.96</b>	0.56	1.44	1.95	<b>2.48</b>	<b>3.73</b>
		DWRS-D	<b>0.64</b>	2.28	3.85	5.78	12.71	<b>0.64</b>	<b>1.46</b>	<b>1.96</b>	2.45	3.69
		DWRS-U	0.61	2.12	3.62	5.63	12.36	0.61	1.36	1.84	2.34	3.56
	Steam	Oracle	<b>12.26</b>	16.78	20.28	25.20	43.64	<b>12.26</b>	14.54	15.67	16.91	20.21
		DWRS-D	<b>12.26</b>	16.80	20.33	25.34	43.90	<b>12.26</b>	<b>14.56</b>	15.69	16.95	20.29
		DWRS-U	12.24	<b>16.83</b>	<b>20.37</b>	<b>25.35</b>	<b>44.04</b>	12.24	<b>14.56</b>	<b>15.70</b>	<b>16.96</b>	<b>20.31</b>
Bert4Rec	ML-1M	Oracle	3.65	<b>12.90</b>	20.16	<b>30.73</b>	60.60	3.65	<b>8.26</b>	<b>10.59</b>	<b>13.25</b>	<b>18.72</b>
		DWRS-D	3.56	12.43	<b>20.29</b>	30.09	<b>61.05</b>	3.56	7.96	10.47	12.93	18.58
		DWRS-U	<b>3.79</b>	12.47	19.45	29.20	60.22	<b>3.79</b>	8.12	10.38	12.83	18.51
	Beauty	Oracle	0.42	<b>1.70</b>	2.96	4.77	11.74	0.42	1.06	1.46	1.92	3.16
		DWRS-D	<b>0.52</b>	1.86	<b>3.06</b>	4.79	11.52	<b>0.52</b>	<b>1.20</b>	<b>1.58</b>	<b>2.01</b>	3.22
		DWRS-U	0.44	1.69	2.93	<b>4.88</b>	<b>11.99</b>	0.44	1.06	1.46	1.95	<b>3.23</b>
	Steam	Oracle	<b>12.13</b>	<b>16.44</b>	<b>19.93</b>	<b>24.94</b>	<b>43.72</b>	<b>12.13</b>	<b>14.31</b>	<b>15.43</b>	<b>16.69</b>	<b>20.06</b>
		DWRS-D	12.10	16.30	19.76	24.59	43.19	12.10	14.22	15.33	16.54	19.88
		DWRS-U	12.10	16.38	19.84	24.82	43.67	12.10	14.26	15.37	16.62	20.01
NARM	ML-1M	Oracle	<b>7.58</b>	19.70	27.24	37.66	63.80	<b>7.58</b>	<b>13.77</b>	16.19	18.82	23.62
		DWRS-D	7.12	<b>19.85</b>	<b>27.91</b>	<b>38.55</b>	<b>64.40</b>	7.12	13.64	<b>16.24</b>	<b>18.92</b>	<b>23.66</b>
		DWRS-U	7.10	18.99	27.13	37.20	64.02	7.10	13.15	15.76	18.30	23.23
	Beauty	Oracle	<b>0.80</b>	2.20	3.32	4.87	10.38	<b>0.80</b>	1.50	1.86	2.25	3.25
		DWRS-D	0.77	<b>2.33</b>	<b>3.64</b>	5.53	12.00	0.77	1.55	<b>1.97</b>	2.45	3.61
		DWRS-U	0.78	2.32	3.61	<b>5.56</b>	<b>12.56</b>	0.78	<b>1.56</b>	<b>1.97</b>	<b>2.47</b>	<b>3.73</b>
	Steam	Oracle	12.07	16.71	20.29	<b>25.28</b>	<b>44.03</b>	12.07	14.42	15.57	16.83	20.19
		DWRS-D	<b>12.13</b>	<b>16.77</b>	20.26	25.26	43.94	<b>12.13</b>	<b>14.48</b>	<b>15.60</b>	<b>16.86</b>	<b>20.21</b>
		DWRS-U	12.10	16.71	<b>20.32</b>	25.25	43.74	12.10	14.44	<b>15.60</b>	16.84	20.16
DuoRec	ML-1M	Oracle	<b>6.27</b>	<b>18.41</b>	26.36	36.41	62.91	<b>6.27</b>	<b>12.46</b>	<b>15.03</b>	<b>17.56</b>	<b>22.42</b>
		DWRS-D	5.91	17.70	<b>26.37</b>	36.79	62.76	5.91	11.92	14.72	17.33	22.10
		DWRS-U	5.76	18.25	25.88	<b>36.85</b>	<b>63.00</b>	5.76	12.07	14.51	17.28	22.07
	Beauty	Oracle	<b>0.87</b>	2.82	4.13	5.78	11.44	<b>0.87</b>	1.86	2.29	2.70	3.72
		DWRS-D	0.85	2.85	4.27	<b>6.04</b>	<b>11.67</b>	0.85	1.87	<b>2.33</b>	<b>2.78</b>	<b>3.80</b>
		DWRS-U	0.82	<b>2.90</b>	<b>4.29</b>	5.94	<b>11.67</b>	0.82	<b>1.89</b>	<b>2.33</b>	2.75	3.78
	Steam	Oracle	<b>12.21</b>	16.91	20.56	25.58	44.50	<b>12.21</b>	14.59	15.77	17.03	20.42
		DWRS-D	12.17	<b>17.01</b>	<b>20.69</b>	<b>25.85</b>	<b>44.88</b>	12.17	14.62	15.80	<b>17.10</b>	<b>20.52</b>
		DWRS-U	12.19	17.00	20.67	25.79	44.78	12.19	<b>14.63</b>	<b>15.81</b>	17.09	20.51