

Out-of-equilibrium quantum thermochemical engine with one-dimensional Bose gas

Vijit V. Nautiyal^{1,2}

¹School of Mathematics and Physics, University of Queensland, Brisbane, Queensland 4072, Australia.

² School of Education, The University of New England, Armidale, NSW 2350

E-mail: vijitvin94@gmail.com

Abstract. We theoretically investigate the finite-time performance of a quantum thermochemical engine utilizing a harmonically trapped one-dimensional (1D) Bose gas in the quasicondensate regime as the working fluid. The proposed engine operates in an Otto cycle, where the unitary work strokes are simulated through a quench of the interatomic interactions of 1D Bose gas. In the work strokes, the working fluid is treated as a closed quantum many-body system that undergoes dynamic evolution, beginning from an initial thermal equilibrium state at a non-zero temperature. On the other hand, during the thermalization strokes, the working fluid is treated as an open many-body quantum system in diffusive contact with a thermal reservoir, allowing particle exchange alongside the transfer of heat. Using a c -field approach, we demonstrate that the engine's operation is enabled by the chemical work done on the working fluid through the flow of particles from the hot reservoir. We examine the proposed quantum thermochemical engine's finite-time performance in two extreme regimes: (i) the *out-of-equilibrium* (sudden quench) regime, which yields maximum power while compromising efficiency, and (ii) the *quasistatic* (near-adiabatic) limit, which approaches maximum efficiency but generates zero power output due to slow driving of the system. Notably, we show that utilizing chemical work makes achieving maximum efficiency possible even in the out-of-equilibrium regime while simultaneously operating at maximum power. Thus, in the out-of-equilibrium operational regime, our proposed engine provides a favourable trade-off between efficiency and power output. We also draw connections to previous research, particularly the case of an adiabatic engine cycle at zero temperature. We show that this zero-temperature scenario establishes an upper bound on the efficiency and work of our proposed thermochemical engine operating at non-zero temperatures.

Keywords: Quantum thermodynamics, quantum engines, Otto cycle, many-body dynamics, ultracold atoms, quasicondensate, out-of-equilibrium dynamics, quantum thermochemical engines

1. Introduction

Quantum engines (QEs) [1–23] offer an ideal platform for testing the fundamental laws of thermodynamics in the quantum regime. One-dimensional (1D) Bose gases are a promising candidate for use as an interacting many-body working fluid in QEs [4–6, 8–10, 24–27]. The experimental accessibility and precise control over extreme physical parameter regimes in a 1D Bose gas of ultracold atoms makes it suitable for performing quantum simulations in experimentally realisable scenarios [28–30]. In an interacting 1D Bose gas, exotic many-body quantum effects such as quantum correlations [31, 32], many-body interactions [4, 6, 8, 9, 33], quantum criticality [5], many-body localisation [34] and quantum statistics [2] can be exploited to facilitate operation as a QE and enhance the performance of such engines.

QEs with interacting many-body systems as the working fluid can operate in multiple ways that are not typically possible with QEs with non-interacting working fluids. For example, quenching the interaction strength can enable work to be performed on or extracted from the working fluid, similar to the compression and expansion work strokes in a traditional Otto engine cycle [4, 6, 9, 10]. Further, unlike a conventional Otto cycle, which relies on coupling with a thermal reservoir to increase the system’s internal energy, an interacting quantum system can achieve this by quenching the interaction strength. This process alters the system’s internal energy independently, without necessitating heat exchange with a reservoir. This increase in internal energy can then be harnessed to extract work from the system, as demonstrated in recent experimental studies [2, 7].

A trade-off exists between the power output and efficiency of a QE when operated in finite-time [18, 35–39]. Generally, as the engine’s driving time increases, irreversible work is produced due to non-adiabatic excitations, leading to a reduction in efficiency [9, 37, 40, 41]. Conversely, irreversible work is minimized when the QE operates in the adiabatic (quasi-static) limit, allowing the engine to reach maximum efficiency. However, the infinitely long driving time in this scenario results in zero power output [10, 40, 42]. A central challenge in quantum thermodynamics is designing QEs that optimize the trade-off between efficiency and power output. The aim is to operate with near-maximum (near-adiabatic) efficiency while maintaining non-zero power output in finite-time engine operation [4, 9, 10, 13, 38, 43–45].

In recent studies on QEs using interacting Bose gases, efforts to enhance finite-time performance have primarily focused on implementing shortcut to adiabaticity (STA) protocols [5, 9, 10, 35, 40, 46]. While promising, STA protocols face notable limitations, including challenges with modulation instability [9, 10], increased energy requirements for practical deployment [47], and significant experimental constraints [48]. Consequently, exploring alternative, simpler methods to achieve near-maximum efficiency while maintaining non-zero power output has become increasingly valuable (e.g., see [49]).

QEs operating in *out-of-equilibrium* (sudden quench) regimes [4, 19, 31, 38, 50–58]

have garnered significant attention in recent years for three main reasons. First, they are experimentally realizable with precise control over external parameters [31] and hence offer a realistic evaluation of the engine performance by accounting for non-adiabatic effects during the finite-time driving of the work strokes [4, 19, 31, 38]. Second, work strokes are implemented in such engines in the shortest time, providing an opportunity to maximize the power output [4, 55, 57, 59]. Third, studies of non-equilibrium QEs can be extended to include non-equilibrium dynamics resulting from strong coupling between the working fluid and the reservoir during the thermalization strokes [4, 52, 60, 61].

The impact of these non-equilibrium dynamics on engine performance is model-dependent and can either be advantageous or detrimental. For example, in reference [60], it was shown that strong coupling between the working fluid and the reservoir in non-equilibrium QEs induces system-reservoir correlations that reduce the efficiency and power output. Conversely, references [50, 61] demonstrate that QEs operating in out-of-equilibrium regimes can harness quantum correlations between the working fluid and reservoirs to improve performance under certain conditions.

Even though non-equilibrium QEs, in general, have attracted attention, only a handful of studies have examined the performance of an *out-of-equilibrium* (sudden quench) QE with interacting 1D Bose gas as the working fluid. Only two recent studies have provided preliminary insights to the best of our knowledge [4, 54]. This gap underscores the need to explore such systems further, especially to understand how efficiency and power trade-offs manifest under non-equilibrium conditions and determine the upper bound on the performance of such engines in realistic scenarios.

This work investigates the finite-time performance of an experimentally realizable quantum thermochemical engine (QTE) operating in a non-equilibrium regime. The proposed QTE operates an Otto cycle, where the expansion and compression strokes are implemented through a sudden quench of inter-particle interactions in a weakly interacting 1D Bose gas in the quasicondensate [62, 63] regime. During the thermalization strokes, the working fluid is in diffusive contact with a thermal reservoir, allowing chemical work in the form of particle flow in addition to heat energy. We demonstrate that the operation as an engine is enabled by this chemical work, where additional particles from the hot reservoir are introduced into the system.

Moreover, we benchmark the performance of the out-of-equilibrium (sudden quench) engine with that of a quasistatic (near-adiabatic) engine, which achieves maximum efficiency. Additionally, we extend the results of reference [9] to the finite-temperature regime of 1D Bose gas. We relate our findings to prior research in reference [9], which analyzed the performance of a similar interaction-driven chemical engine in the adiabatic (maximum efficiency) regime with a zero-temperature Bose gas. We show that these earlier results at zero temperature explored in reference [9] provide an upper bound on the efficiency of our proposed QTE when operating at finite (non-zero) temperatures. Finally, we show that by performing thermochemical work—specifically, increasing the number of particles exchanged with the thermal reservoir—our proposed QTE can achieve near-maximum efficiency even in the sudden quench regime without

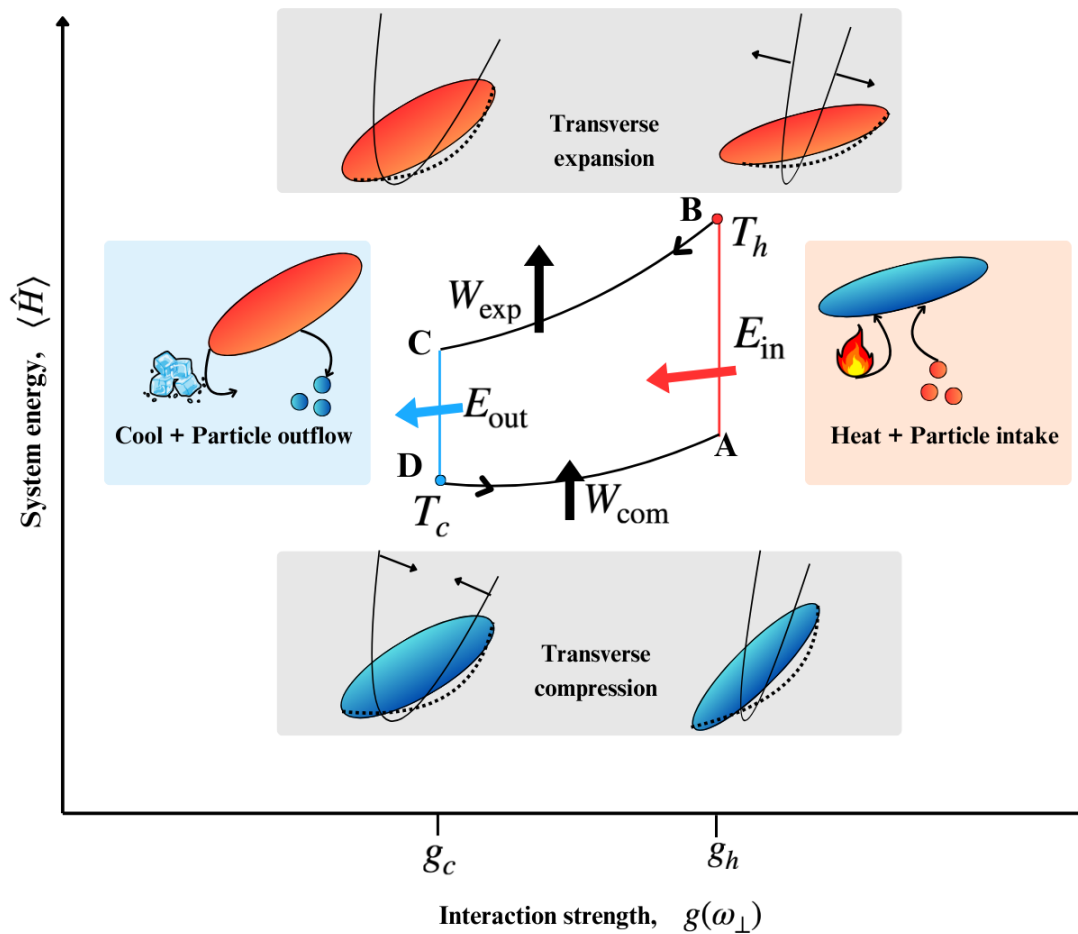


Figure 1. Schematic diagram of the proposed quantum thermochemical Otto engine cycle driven by inter-atomic interactions in a weakly interacting harmonically trapped 1D Bose gas. The Otto cycle operates between two interaction strengths denoted as g_c and g_h . The unitary work strokes, labelled **BC** and **DA**, are represented in grey. The diffusive thermalization strokes, **AB** and **CD**, are colour-coded to reflect their connection to the cold (blue) and hot (red) reservoirs, corresponding to temperatures T_c and T_h , respectively. Since $g \simeq 2\hbar\omega_{\perp}a$, modifying the transverse confinement frequency ω_{\perp} enables the tuning of g . By increasing or decreasing ω_{\perp} , the work strokes **DA** and **BC** become analogous to the (transverse) compression and expansion strokes of a traditional volumetric Otto cycle.

the need for optimization protocols such as shortcuts to adiabaticity, as employed in reference [9].

The structure of this article is as follows: Section 2 introduces the model of the Otto cycle and outlines the c -field approach used to simulate the finite-time engine cycle. Section 3 presents the main results of the paper, where we evaluate the performance of the QTE and quantify its figures of merit. We evaluate key metrics such as power output, efficiency, and the power-efficiency trade-off as the duration of the work strokes shifts from the *out-of-equilibrium* (sudden quench) regime to the *quasistatic* (near-adiabatic) regime. Finally, Section 4 provides a summary of our results and discusses potential

future directions.

2. The thermochemical Otto engine cycle

The Otto engine cycle, illustrated in Fig.1, is frequently studied in quantum thermodynamics due to its simplistic design [64] and close resemblance to real-world engine cycles [65]. The Otto cycle consists of two unitary work strokes alternating with two isochoric thermalization strokes, where the working fluid interacts with external thermal reservoirs. Specifically, the unitary work strokes, labeled as **BC** and **DA** in Fig.1, represent volumetric compression and expansion, respectively, and are executed by tuning an external parameter acting on the working fluid. The thermalization strokes, **AB** and **CD**, involve coupling the working fluid to hot and cold thermal reservoirs at temperatures T_h and T_c , respectively, while keeping the volume constant. The following subsections will present our model and detail the numerical method for the finite-time operation of the QTE.

2.1. The Model

We consider a harmonically trapped 1D Bose gas of ultracold atoms in the weakly interacting quasicondensate regime [63, 66–71] as the working fluid. The system's Hamiltonian, expressed in the second quantization formulation, is

$$\hat{H} = \int dx \hat{\Psi}^\dagger \left[-\frac{\hbar^2}{2m} \frac{\partial^2}{\partial x^2} + \frac{1}{2} m \omega^2 x^2 + \frac{g}{2} \hat{\Psi}^\dagger \hat{\Psi} \right] \hat{\Psi}. \quad (1)$$

Here, ω represents the longitudinal trapping frequency and m is the mass of one particle. The Bosonic field creation and annihilation operators are given by $\hat{\Psi}^\dagger(x)$ and $\hat{\Psi}(x)$, respectively. Additionally, g is the strength of the repulsive interparticle interactions in the working fluid ($g > 0$). This quantity can be associated with the frequency of transverse confinement, ω_\perp , and the three-dimensional s - wave scattering length, a , through the relation $g \simeq 2\hbar\omega_\perp a$, which holds true away from confinement-induced resonances [72].

Simulating the work strokes of the Otto cycle involves modeling the unitary, real-time dynamics of the working fluid as described by Hamiltonian (1) in response to alterations in an external parameter. In this study, we investigate an interaction-driven Otto cycle [4, 6, 9, 10, 54] facilitated by controlling the interaction strength g . In practice, the interaction strength can be adjusted either by modifying the scattering length a through magnetic Feshbach resonance [73] or by altering the frequency of the transverse confinement, ω_\perp [4, 54, 74], both methods yield equivalent results as discussed herein. By increasing or decreasing ω_\perp , we can view this tuning of interaction strength as transverse compression or expansion of the working fluid, respectively [4, 54]. Hence, drawing a parallel to the traditional volumetric Otto cycle, even when the interaction strength is manipulated via magnetic Feshbach resonance.

Work $W_{\text{com}} > 0$ is performed on the working fluid in the compression stroke **DA** by increasing the interaction strength. Work $W_{\text{exp}} < 0$ is done by the working fluid as we implement the expansion stroke **BC** through decreasing the interaction strength. The net work extracted in one complete cycle is thus $W = W_{\text{com}} + W_{\text{exp}}$, which must be negative, $W < 0$, for the cycle to operate as an engine.

2.2. Numerical method

To simulate the finite-time operation of the quantum Otto cycle, we employ the numerical c -field method [75], which has been widely used for investigating the finite-temperature dynamics of Bose gases [75–83]. This method involves separating the quantum field operator $\hat{\Psi}_i(x, t)$ into two regions: the c -field region, representing highly occupied low-energy modes that are treated as a complex field amplitude $\psi_i^{(\text{C})}(x, t)$, and a thermal region, which contains sparsely occupied high-energy modes acting as an effective thermal bath for the c -field. In what follows, we describe the numerical procedure for implementing the finite-time Otto cycle using the c -field approach.

2.2.1. Stroke 1 ($D \rightarrow A$), unitary compression work stroke

We initialize the working fluid's finite-temperature thermal equilibrium state at point **D** in Fig. 1 by utilizing the stochastic projected Gross-Pitaevskii equation (SPGPE) [81, 84],

$$d\psi^{(\text{C})}(x, t) = \mathcal{P}^{(\text{C})} \left\{ -\frac{i}{\hbar} \mathcal{L}^{(\text{C})} \psi^{(\text{C})}(x, t) dt + \frac{\Gamma}{k_B T_c} (\mu_c - \mathcal{L}^{(\text{C})}) \psi^{(\text{C})}(x, t) dt + dW_\Gamma(x, t) \right\}, \quad (2)$$

where $\psi^{(\text{C})}(x, t)$ represents the classical field of the system, which serves as the working fluid. In Eq. (2), μ_c and T_c correspond to the chemical potential and temperature of the thermal region. The chemical potential μ_c sets the particle number N_c within the c -field region (or the working fluid), $\psi^{(\text{C})}(x, t)$. The operator $\mathcal{P}^{(\text{C})}$ acts as a projection operator, establishing the boundary between the c -field and the thermal region, defined by a cut-off energy ϵ_{cut} . $\mathcal{L}_s^{(\text{C})}$ is the Gross-Pitaevskii operator and is given by

$$\mathcal{L}^{(\text{C})} = -\frac{\hbar^2}{2m} \frac{\partial^2}{\partial x^2} + \frac{1}{2} m \omega^2 x^2 + g_c |\psi^{(\text{C})}(x, t)|^2, \quad (3)$$

where g_c and T_c are the initial interaction strength and temperature of the working fluid at cold equilibration point **D** in the Otto cycle (Fig 1). Further, the chemical potential μ_c , will fix the working fluid's initial particle number, N_c .

Lastly, $dW_\Gamma(x, t)$ is the stochastic noise term in Eq. (2) that is associated with complex white noise, defined by the correlation [80, 81, 84],

$$\langle dW_\Gamma^*(x, t) dW_\Gamma(x', t) \rangle = 2\Gamma \delta(x - x') dt. \quad (4)$$

Here, Γ represents the growth rate, quantifying the influence of diffusive contact between the c -field and the effective thermal reservoir. The notation $\langle \cdot \rangle$ indicates stochastic

averaging across numerous independent stochastic realizations (or trajectories). The growth rate Γ can be selected for numerical convenience, as it does not influence the final thermal equilibrium state [80, 81].

Upon completing the preparation phase, the working fluid reaches point **D** in the Otto cycle, as illustrated in Fig. 1. To begin the first work stroke (compression) of the Otto cycle, labelled **DA**, we assume the working fluid is decoupled from the thermal reservoir, and its interaction strength is quenched from an initial value of g_c to a final value of g_h . This interaction quench is carried out over a finite time using a linear quench protocol.

$$g(t) = g_c + (g_h - g_c)t/t_w, \quad (5)$$

where t_w is the duration of the compression work stroke in which quench is completed. The working fluid subsequently undergoes unitary evolution, described by the projected Gross-Pitaevskii equation (PGPE) [75, 82], as follows:

$$i\hbar \frac{\partial}{\partial t} \psi^{(\mathbf{C})}(x, t) = \mathcal{P}^{(\mathbf{C})} \left\{ -\frac{\hbar^2}{2m} \frac{\partial^2}{\partial x^2} + \frac{1}{2} m \omega^2 x^2 + g(t) |\psi_s^{(\mathbf{C})}|^2 \right\}. \quad (6)$$

During this stroke, positive mechanical work ($W_{\text{com}} > 0$) is performed on the working fluid, as we quench interaction strength from initial value g_c to the final value g_h in time t_w . The value of W_{com} is determined numerically by calculating the difference in the Hamiltonian energy of the working fluid at the culmination of the compression stroke at point **A**, specifically, $W_{\text{com}} = \langle \hat{H} \rangle_{\mathbf{A}} - \langle \hat{H} \rangle_{\mathbf{D}}$.

The duration of the compression stroke **DA**, denoted as t_w , dictates the state of the working fluid at the end of the stroke. If the compression is performed through a sudden quench, the fluid will reach point **A** in a highly non-equilibrium state with no well-defined temperature. On the other hand, a slow, quasistatic quench will result in the working fluid at point **A** having a well-defined temperature, $T > T_c$.

2.2.2. **Stroke 2** ($A \rightarrow B$), isochoric thermalization with the hot reservoir

After completion of compression work stroke **DA**, working fluid is allowed to thermalize with a hot thermal reservoir. This hot isochoric stroke is modelled using the SPGPE

$$d\psi^{(\mathbf{C})}(x, t) = \mathcal{P}^{(\mathbf{C})} \left\{ -\frac{i}{\hbar} \mathcal{L}^{(\mathbf{C})} \psi^{(\mathbf{C})}(x, t) dt + \frac{\Gamma}{k_B T_h} (\mu_h - \mathcal{L}^{(\mathbf{C})}) \psi^{(\mathbf{C})}(x, t) dt + dW_{\Gamma}(x, t) \right\}. \quad (7)$$

Here, T_h represents the temperature of the hot reservoir, and μ_h is its chemical potential. In this scenario, the bath's chemical potential, μ_h , determines the particle number in the working fluid, N_h at the end of the thermalization stroke **AB**. We can set μ_h so that there is no net change in particle number by the end of stroke **AB**, ensuring that $N_h = N_c$. Alternatively, μ_h can be adjusted to allow particle exchange between the working fluid and the reservoir, resulting in $N_h = N_c + \Delta N$ at the end of the stroke. The Gross-Pitaevskii operator, $\mathcal{L}^{(\mathbf{C})}$, remains the same as in Eq. 3, except

that the interaction strength is fixed at $g = g_h$ during this stroke. During this process, energy is transferred from the hot reservoir to the working fluid, with the amount given by $E_{\text{in}} = \langle \hat{H} \rangle_{\mathbf{B}} - \langle \hat{H} \rangle_{\mathbf{A}} > 0$.

The energy E_{in} is a sum of chemical work through particle flow and heat from the hot reservoir. Typically, the contribution of heat and chemical work is coupled in many-body engines with Bose gases [85,86] and thus cannot be separated into individual components. However, for calculating the efficiency, energy E_{in} can be simply calculated numerically as energy differences at points \mathbf{B} and \mathbf{A} . The individual contribution of heat and work is not required for quantifying the performance of an Otto engine [65].

Particle exchange between the working fluid and the thermal bath is possible because the c -field theory with the SPGPE formalism considers a diffusive contact between the highly occupied c -field region (working fluid) and the thermal reservoir, which consists of sparsely occupied high-energy modes [81,87]. This formalism enables us to theoretically model the isochoric thermalization strokes for operating as a QTE, as it allows for additional chemical work to be performed on the working fluid through the flow of particles from the hot reservoir.

2.2.3. **Stroke 3** ($B \rightarrow C$), unitary expansion work stroke

Following the thermalization stroke with the hot reservoir \mathbf{AB} , we initiate the expansion work stroke. During this stroke, the working fluid evolves according to the PGPE described in Eq. 6, but with the interaction strength, $g(t)$, being reduced from g_h to g_c following a linear protocol:

$$g(t) = g_h - (g_h - g_c)t/t_w. \quad (8)$$

Throughout the expansion work stroke, which takes the same time duration, t_w , as the compression stroke, the work, $W_{\text{exp}} < 0$ is done by working fluid. Similar to how W_{com} is calculated, the value of W_{exp} is determined numerically by evaluating the change in the Hamiltonian energy of the working fluid after the expansion stroke, concluding at point \mathbf{B} . Specifically, W_{exp} is expressed as $W_{\text{exp}} = \langle \hat{H} \rangle_{\mathbf{B}} - \langle \hat{H} \rangle_{\mathbf{A}}$.

2.2.4. **Stroke 4** ($C \rightarrow D$), isochoric thermalization with the cold reservoir reservoir

After completing the expansion stroke \mathbf{BC} , we perform the thermalization stroke \mathbf{CD} with the cold reservoir using the SPGPE given in Eq. 2, bringing the system back to the starting point \mathbf{D} . During this stroke, the chemical potential is adjusted from μ_h to μ_c to restore the particle number N_c to its original value at the start of the cycle, i.e. $N_c = N_h - \Delta N$. During this stroke, energy $E_{\text{out}} = \langle \hat{H} \rangle_{\mathbf{D}} - \langle \hat{H} \rangle_{\mathbf{C}} < 0$ is transferred from the working fluid to the cold reservoir, bringing the working fluid and the entire Otto cycle back to its starting point at \mathbf{D} .

The overall performance of the engine cycle can be assessed by calculating the net work,

$$W = W_{\text{com}} + W_{\text{exp}}, \quad (9)$$

which must be negative for the Otto cycle to function as an engine. The efficiency is defined as the ratio of beneficial net work ($-W$) to the cost, i.e. the input energy supplied to the system (E_{in}). [65]. Thus, efficiency is given by

$$\eta = -W/E_{\text{in}}, \quad (10)$$

and the power output is expressed as

$$P = -W/2t_w. \quad (11)$$

Within the scope of this study, we do not include the timescales of thermalization strokes for calculating the power output in Eq. (11). We assume that their duration is negligible. This assumption is reasonable if we consider the reservoir to be infinitely larger than the working fluid, causing the fluid to thermalize almost instantaneously, as suggested in previous studies [5, 8–10, 54]. This assumption allows us to focus on evaluating the engine’s performance based solely on the duration of the work strokes, specifically examining how the quantum engine operates when these work strokes are implemented through a sudden quench of the interaction strength [4, 54, 74, 88, 89] to maximize the power output.

2.3. Timescales corresponding to the out-of-equilibrium (sudden quench) and quasistatic regime of engine operation

We explore the performance of the proposed quantum Otto engine in two extreme regimes of operation with respect to the duration of the work strokes. These regimes are: (i) *the out-of-equilibrium* (sudden quench) regime, where work strokes are completed in the shortest possible time, inducing maximum irreversible work due to non-adiabatic excitations, resulting in a minimum efficiency [11, 40, 90–92]; (ii) *the quasistatic* (near-adiabatic) regime, which allows for near-maximum efficiency at the cost of minimal power, as it requires extremely slow driving of the system during work strokes to minimize the non-adiabatic excitations [11, 46, 90].

Theoretically, a sudden quench is often treated as an instantaneous quench [62, 76–79]. In practical implementations, however, this “sudden quench” occurs over a finite duration [74]. This duration should be short enough to approximate a sudden (near-instantaneous) quench relative to the characteristic timescales corresponding to the longitudinal dynamics $t_{\parallel} = 2\pi/\omega$, while also being slow enough to be considered near-adiabatic with respect to the characteristic timescales for the transverse dynamics, $t_{\perp} = 2\pi/\omega_{\perp}$. This prevents excitation of transverse modes and thus preserves the 1D characteristic of the system [72, 74].

Accordingly, we simulate the unitary work strokes for the sudden quench regime within a finite time by linearly varying the interaction strength as in Eqs. (5) and (8), meeting the following criterion:

$$t_{\perp} \ll t_w \ll t_{\parallel}. \quad (12)$$

The sudden quench regime, in which work strokes are implemented according to Eq. (12), is referred to as the *out-of-equilibrium* regime in this work. This is because these rapid quenches drive the working fluid out of equilibrium, inducing non-equilibrium dynamics, specifically in the form of breathing modes [4, 62, 74, 78], which become apparent when the system continues to evolve after the quench. These out-equilibrium dynamics have been observed experimentally in reference [74]. Since power, $P = -W/2t_w$, the sudden quench engine provides an opportunity to operate at maximum power due to short driving time, t_w [4, 24].

In contrast, in the *quasistatic* (or near-adiabatic) regime, work strokes are performed slowly over a timescale, maintaining the system in an approximate thermal equilibrium state throughout the process. Under these conditions, no breathing modes emerge either during or after the quench, even as the system continues to evolve [4, 24, 52]. We therefore refer to this timescale as *quasistatic* regime of operation. For operation in the *quasistatic* regime, the duration of the work strokes approach adiabatic conditions with respect to both longitudinal and transverse timescales mentioned above, i.e.,

$$t_{\perp} \ll t_{\parallel} \ll t_w. \quad (13)$$

Since power, $P = -W/2t_w$, the quasistatic regime produces vanishing power output, $P \rightarrow 0$ (see Fig. 2(c)), due to extremely long driving time, i.e. for $t_w \rightarrow \infty$ [4, 40, 52].

3. Results and discussion

In this section, we present the main results and discuss their implications. We begin by introducing the parameters used to benchmark the performance of the *out-of-equilibrium* QTE in Sec. 3.1. This is followed by a detailed discussion of the key findings in subsequent sections, from section 3.2 to section 3.4.

3.1. Parameters for benchmarking performance of out-of-equilibrium QTE

The operation of the interaction-driven QTE is notably different from that of a conventional Otto heat engine. QTE has a diffusive contact with the thermal reservoirs [93], allowing for a coupled flow of heat and particles (see references [85, 86] for examples) between the many-body working fluid and the reservoirs. We used the following criteria to benchmark the performance of our proposed QTE operating in the *out-of-equilibrium* regime:

(i) *Adiabatic QTE operating at zero temperature* [9]: We will compare our proposed QTE's performance against QTE with an interacting Bose gas at zero temperature as the working fluid. The adiabatic QTE, with a weakly interacting 1D Bose gas as the working fluid in a harmonic trap, was first studied in reference [9]. In that work, the Thomas-Fermi approximation was applied to derive a simplified expression for maximum

efficiency, given by [9]

$$\eta_{\max}(T = 0) = 1 - \left(\frac{g_c}{g_h}\right)^{2/3}. \quad (14)$$

Similarly, net work was also calculated using the Thomas-Fermi energies at the end points of the engine cycle (points **D** and **B** in Fig. 1), and is given by

$$W_{\max}(T = 0) = -\frac{3}{5} \left(\frac{9}{32}\right)^{1/3} \left(\bar{g}_h^{2/3} - \bar{g}_c^{2/3}\right) \left(N_h^{5/3} - N_c^{5/3}\right). \quad (15)$$

Here, $\bar{g}_{c(h)} = g_{c(h)}/(\hbar\omega l_{\text{ho}})$ is the dimensionless interaction strength defined in terms of characteristic energy scale, $\hbar\omega$ and length scale, $l_{\text{ho}} = \sqrt{\frac{\hbar}{m\omega}}$.

In this work, we extend the results of reference [9] to finite (non-zero) temperatures using the c -field method, as outlined in Sec. 2.2.

(ii) *Quasistatic finite-time QTE*: To assess the trade-off between efficiency and power output for the *out-of-equilibrium* (sudden quench) engine, we will compare the efficiency drop in the sudden quench engine to the maximum achievable efficiency in finite time, which is obtained by performing the work strokes quasistatically (i.e., extremely slowly) [9, 11, 40]. This quasistatic efficiency will serve as the upper bound for finite-time efficiency in our proposed QTE. This approach is justified, as quasistatic operation yields efficiencies that approach the maximum efficiency achievable through fully adiabatic driving of the engine (see Sec. 2.3 for details) [9, 35, 38, 40].

(iii) *Efficient power criterion*: To analyse the finite-time performance of the QTE, we use an additional metric known as “efficient power”, originally introduced in reference [94]. Efficient power is defined as the product of efficiency and power output, i.e.,

$$\Theta = \eta \times P. \quad (16)$$

The efficient power, Θ , provides insight into how much power output increases per unit decrease in efficiency [3, 94].

3.2. Engine operation enabled by chemical work - heat engine versus thermochemical engine

In Fig. 2(a), we compare the engine’s performance under two operating schemes: (i) as a quantum heat engine (QHE), where no chemical work is done on the working fluid ($\Delta N \simeq 0$), and (ii) as a quantum thermochemical engine (QTE), where additional chemical work is done in the form of particle flow from the hot reservoir ($\Delta N \neq 0$), along with heat. The results show that in the QHE scheme (purple and yellow curves in Fig. 2(a)), the engine operation is not possible, as the net work remains positive, $W > 0$ (or $-W < 0$), across both the quasistatic and sudden quench regimes. Positive net work, $W > 0$ at the end of the cycle, means that the working fluid absorbed energy during the cycle instead of converting it into useful work output. This indicates that relying purely on heat is insufficient for engine operation in the proposed Otto cycle.

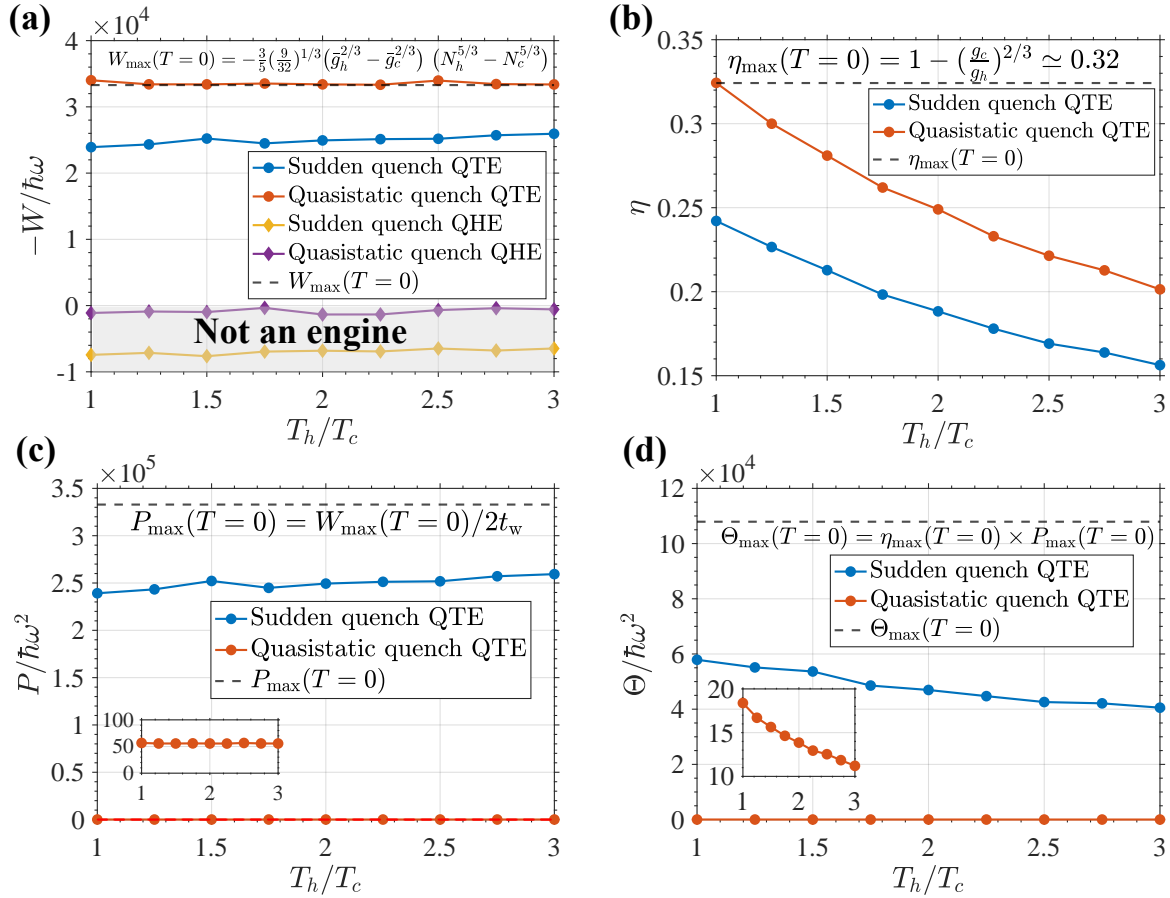


Figure 2. (a) Net work, $-W$; (b) efficiency, η ; (c) power output, P ; and (d) efficient power, Θ as a function of the temperature ratio between hot and cold reservoirs, T_h/T_c , for the interaction-driven quantum Otto engine with a weakly interacting 1D Bose gas. In all panels, red and blue curves with circular markers represent the operation as a quantum *thermochemical* engine (QTE), where the working fluid absorbs approximately $\Delta N \simeq 1000$ particles from the hot reservoir during thermalization strokes. The yellow and purple curves (diamond markers) in panel (a) correspond to the operation as a quantum *heat* engine (QHE) where no particles are exchanged with the reservoir, i.e. $\Delta N \simeq 0$. Negative net work ($-W > 0$) is required for engine operation; the shaded region in panel (a) indicates the region where $-W < 0$, implying that operation as an engine is not possible. Data points with $-W < 0$ in panel (a) (i.e. the yellow and purple curves) are not plotted in panels (b), (c) and (d). The black dashed line in all the panels corresponds to an interaction-driven chemical engine operating at zero temperature in the adiabatic (maximum-efficiency) regime as investigated in Ref. [9]. In all cases, the compression ratio was fixed at $g_h/g_c = 1.8$, meaning the interaction strength was quenched from $g_c = 1.27 \times 10^{-38} \text{ J} \cdot \text{m}$ to $g_h = 1.8 \times g_c$ following Eq.(5); during expansion, it was quenched back to g_c according to Eq.(8). The sudden quench work strokes are completed in time, $t_w = 0.05/\omega$, whereas the quasistatic quench work strokes are completed in time, $t_w = 300/\omega$. See [95] for details on other relevant system parameters.

The primary factor preventing the Otto cycle from operating effectively as a heat engine with lies in the dependence of net work on local atom-atom correlation and

density profile of the 1D Bose gas. Rather than relying solely on the difference in local atom-atom correlation functions at the hot and cold thermal equilibrium points **B** and **D** in Fig. 1 (see [54] for details), the net work also varies with the inhomogeneity of the density profile, particularly the peak density at these points. Consequently, while atom-atom pair correlations exhibit a temperature dependence favourable for producing a significant positive network, the temperature dependence of peak density works against this outcome, ultimately cancelling the positive net work that would otherwise be achievable in a uniform system with matching densities at the hot and cold equilibrium points as in references [54] and [6].

Further in Fig. 2(a) we observe that while it is not feasible to operate our interaction-driven Otto cycle as a QHE, we find that it can function as a quantum thermochemical engine [93] enabled by additional chemical work done on the working fluid during the thermalization stroke **AB**. This extra chemical work is introduced through the inflow of particles, ΔN , from the hot reservoir into the working fluid. Under these conditions, engine operation is enabled, as the increase in internal energy of the working fluid—specifically, the input energy, E_{in} —is sufficiently large to produce large negative net work, i.e., $W < 0$ (or $-W > 0$ (red and blue curves) in Fig.2(a), across both out-of-equilibrium (blue curve) and quasistatic (red curve) regimes.

Next, We examine the performance of *out-of-equilibrium* (sudden quench) engine across various parameters of the weakly interacting 1D Bose gas, including the temperature ratio between the hot and cold reservoirs, T_h/T_c (see Sec. 3.6) the impact of chemical work, i.e. the number of particles ΔN exchanged with the reservoirs on engine performance (see Sec. 3.4) and the effect of the compression ratio for the work strokes, g_h/g_c (see Sec. 3.7). Additionally, we will also evaluate the trade-off between efficiency and power output (see Sec. 3.3) in the out-of-equilibrium engine.

3.3. Favourable trade-off between efficiency and power output

When operating in the *out-of-equilibrium* (sudden quench) regime, the proposed QTE exhibits a favourable trade-off between efficiency and power output in finite-time operation. This is illustrated in Fig. 2, where we plot key quantities—work, efficiency, power, and efficient power—as a function of the temperature ratio between the hot and cold reservoirs, T_h/T_c . We fixed the temperature of the cold reservoir, T_c and evaluated quantities of interest at different values of the temperature of the hot reservoir, T_h .

In Fig. 2(a), we compare the net work obtained in two extreme regimes of QTE operation: (i) the sudden quench regime (blue curve), which results in minimal efficiency due to the production of maximum irreversible work from non-adiabatic excitations [40, 91]; and (ii) the quasistatic quench regime (red curve), which produces maximum efficiency in finite-time operations [4, 40].

In the quasistatic regime, our numerical results show excellent agreement with the analytical zero-temperature results (black dashed curve). The QTE produces the maximum possible work, closely matching the theoretical maximum work given by

Eq.(15) for an adiabatic engine operating at zero temperature (black dashed line), as studied in Ref. [9]. This outcome is expected since the quasistatic quench is slow enough to avoid generating non-adiabatic excitations. Notably, however, as we transition from the quasistatic to the sudden quench regime, the reduction in net beneficial work remains relatively minor, even though the work strokes are performed orders of magnitude faster. This finding suggests that, in a system of weakly interacting 1D Bose gas, the irreversible work generated by non-adiabatic excitations is not substantial enough to significantly impact efficiency, as efficiency is given by the ratio of net work, $-W$, to input energy, E_{in} . This is confirmed in the Fig. 2(b), where we plot the efficiencies.

In Fig.2(b), we show the efficiency as a function of temperature for both the sudden quench QTE (blue curve) and the quasistatic QTE (red curve). The results reveal that transitioning from the sudden quench regime to the quasistatic regime does not result in a significant efficiency loss. Remarkably, even though the work strokes in the sudden quench engine are completed orders of magnitude faster, it operates at efficiencies close to the maximum efficiency achieved by the quasistatic engine. These findings are consistent with the results in Fig. 2(a), where the transition from the quasistatic regime to the sudden quench regime shows minimal loss in work output. This enables the sudden quench engine to operate at efficiencies close to the maximum limit achieved by the quasistatic engine, as shown in Fig 2(b).

In Fig.2(a), we observe a negative impact of temperature on engine performance in both the sudden and quasistatic quench regimes. Specifically, when there is no temperature difference between the reservoirs (i.e., $T_h = T_c$), the quasistatic engine achieves an efficiency equivalent to that of the QTE operating at zero temperature ($\eta_{\text{max}}(T = 0)$), as represented by the black dashed line, and investigated in Ref. [9] (see Eq.(14) for the expression of $\eta_{\text{max}}(T = 0)$). However, unlike a conventional Otto heat engine, the performance of the QTE deteriorates as the temperature of the hot reservoir increases. This effect is evident in Fig.2(b), where both out-of-equilibrium and quasistatic engines display a decrease in efficiency as the reservoir temperature rises. This suggests that the additional heat supplied to the working fluid is merely raising the operational cost, i.e., E_{in} , without being converted into useful work. This finding aligns with our results in Fig.2(a), where we demonstrate that heat alone is insufficient for engine operation (see Sec. 3.2 for details) as in the absence of chemical work ($\Delta N \simeq 0$), engine operation is not feasible (yellow and purple curves).

In Fig.2(c) and Fig.2(d), we plot power output and efficient power as a function of the temperature ratio, T_h/T_c , for both sudden quench and quasistatic quench engines. As expected, the quasistatic engine (red curve) produces nearly zero power and efficient power due to its extremely long cycle time. In contrast, the sudden quench engine achieves power output and efficient power values orders of magnitude higher than those of the quasistatic engine. This suggests that the efficiency loss per unit power is relatively minor in the sudden quench engine, allowing it to significantly outperform the quasistatic engine in practical finite-time operations. This advantage is particularly noteworthy as no optimization protocols, such as the STA, were applied in the sudden quench regime.

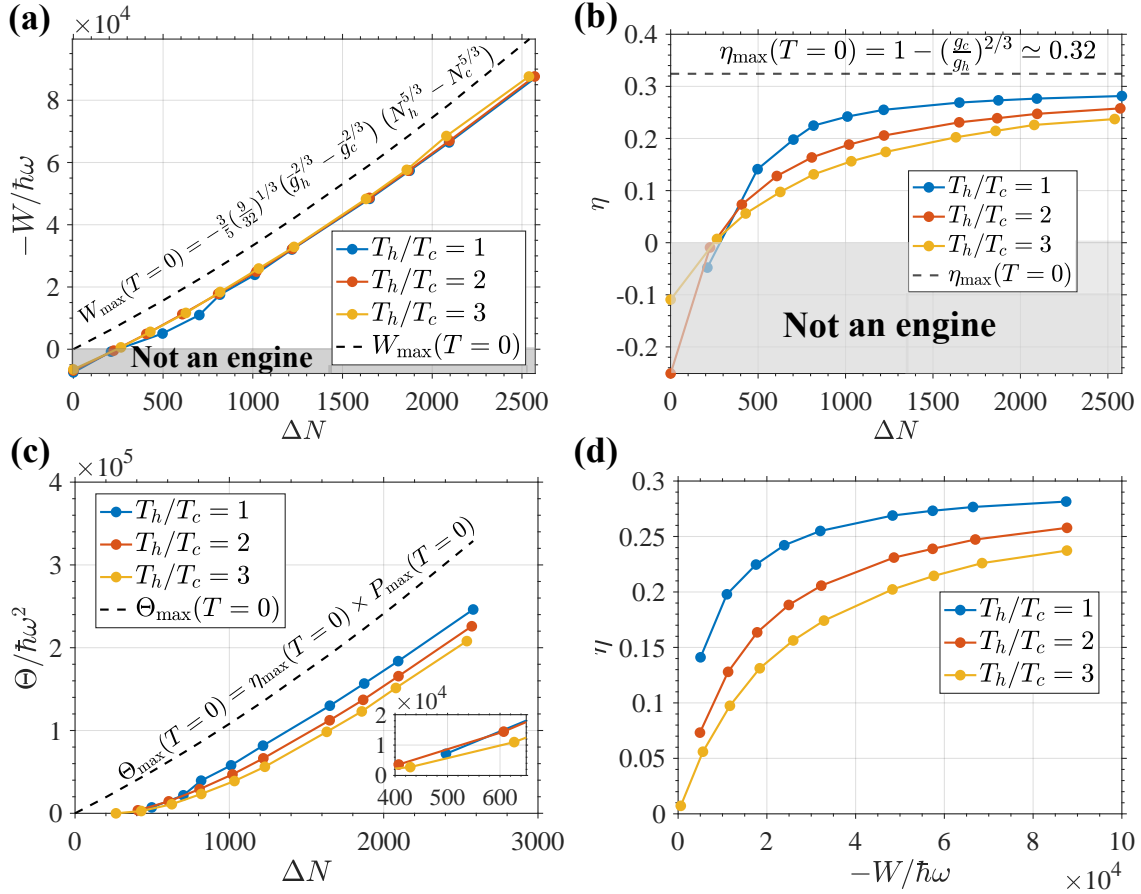


Figure 3. (a) Net work, $-W$; (b) efficiency, η ; and (c) efficient power, Θ ; as functions of the number of particles, ΔN , exchanged with the reservoir in the interaction-driven *out-of-equilibrium* (sudden quench) QTE. Chemical work is performed on the working fluid via the inflow of ΔN particles from the hot reservoir. The results are plotted for three different temperature ratios between hot and cold reservoirs, T_h/T_c . In (d), efficiency is plotted as a function of the net beneficial work done by the QTE in one cycle. In (a), the shaded region indicates conditions where engine operation is not feasible, i.e., $-W < 0$. Data points with $-W < 0$ are excluded from panels (c) and (d). The data points in (d) represent the same range of ΔN as shown in (b) and (c). All other parameters are same as in Fig. 2.

3.4. Effect of chemical work

In Fig. 3, we examine how chemical work, performed via the inflow of particles, affects the QTE's performance. Specifically, we investigate the impact of the number of particles, ΔN , exchanged with the reservoir on key performance metrics of the QTE, such as net work, efficiency, and efficient power, while operating in the *out-of-equilibrium* (sudden quench) regime. The performance is compared for three different temperatures of the hot reservoir, T_h , while keeping the temperature of the cold reservoir, T_c , fixed.

In Fig. 3(a), the net work produced by the sudden quench QTE is plotted as a function of ΔN for the three values of T_h . The results reveal that engine operation is only enabled beyond a threshold value of $\Delta N \simeq 200$, indicating a minimum amount

of chemical work is required to sustain operation as a QTE. As ΔN increases, the net beneficial work produced by the engine also increases. This occurs because performing additional chemical work on the working fluid increases the input energy, E_{in} , transferred to the system during hot thermalization stroke **AB**, thereby supplying more energy for conversion into useful work during the subsequent expansion stroke **BC**.

Interestingly, we find that the net work is largely insensitive to the temperature ratio, T_h/T_c , suggesting that the temperature of the hot reservoir is not a critical parameter for optimizing the QTE. This observation aligns with recent findings in quantum engines using Bose gases [26], which concluded that temperature plays a relatively minor role in improving engine performance for this working fluid.

Finally, as shown in Fig.3(a), the zero-temperature QTE studied in Ref. [9] establishes an upper bound (black dashed line) on the net work produced by the QTE operating at finite (non-zero) temperatures. This upper bound is derived from the analytical expression for maximum work at zero temperature, given in Eq.(15). These findings align with those in Fig.2(a), where the zero temperature limit sets an upper bound on the maximum work of the QTE operating in a quasistatic regime. In Fig. 3(a), the net work for the finite-temperature QTE is lower than in the zero-temperature case due to operation in the sudden quench regime, where irreversible work is generated by non-adiabatic excitations. Nevertheless, the difference is relatively minor, indicating that the amount of irreversible work produced in the sudden quench QTE will not reduce the efficiency by a significant amount.

Next, in Fig. 3(b), we plot the efficiency of the *out-of-equilibrium* QTE as a function of ΔN . Similar to net work, efficiency increases with ΔN . However, unlike net work, we observe a saturation in efficiency once a sufficient amount of chemical work is performed on the working fluid. Beyond a specific threshold of $\Delta N \simeq 1300$, efficiency reaches an approximately constant value, with no further increase observed. At high values of ΔN , efficiency appears largely insensitive to temperature, similar to the behaviour of the net work.

That said, a slight decrease in efficiency is observed as the temperature of the hot reservoir increases, particularly at lower values of ΔN ($\Delta N < 1000$). For instance, when the hot and cold reservoirs have the same temperature (blue curve), efficiency is highest, whereas for the hottest temperature of the reservoir (yellow curve), efficiency is lowest. These findings are consistent with the results in Fig. 2(b), where efficiency decreases as the temperature of the hot reservoir increases. Notably, this gap narrows as ΔN increases, and for the largest value plotted ($\Delta N \simeq 2580$), efficiencies across different temperatures converge and are nearly identical.

Another important observation from Fig 3(b) is that the adiabatic efficiency at zero temperature, $\eta_{\text{max}}(T = 0)$, given by Eq.14 for a zero-temperature QTE studied in Ref. [9], serves as an upper bound for the efficiency of our proposed finite-temperature QTE. Additionally, for large values of ΔN , the efficiency of the sudden quench (out-of-equilibrium) QTE approaches this upper limit, indicating a favourable trade-off between efficiency and power output. Notably, efficiency close to the maximum efficiency at

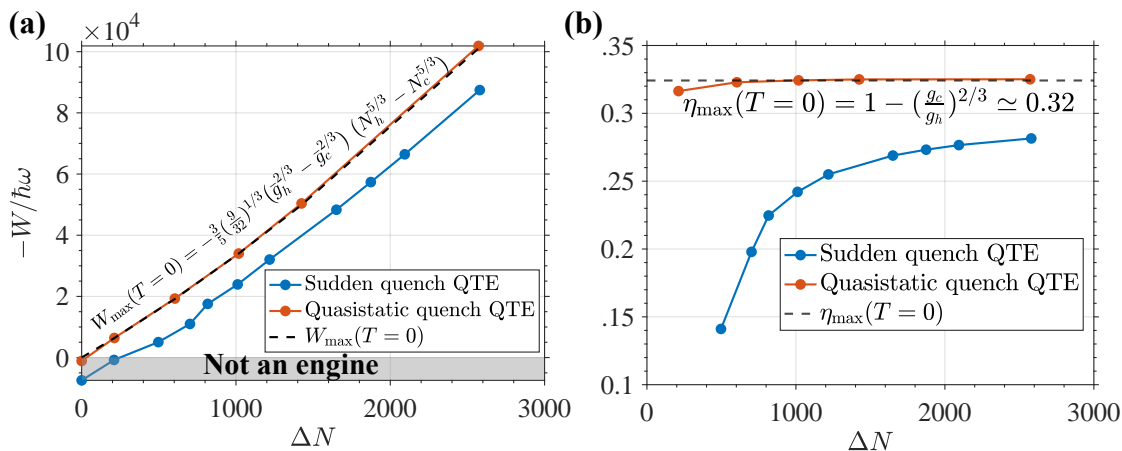


Figure 4. (a) Net work, $-W$ and (b) efficiency, η as functions of the number of particles, ΔN , exchanged with the reservoir in the interaction-driven *out-of-equilibrium* (sudden quench) QTE (blue curve) and quasistatic QTE (red curve). Chemical work is performed on the working fluid via the inflow of ΔN particles from the hot reservoir. In (a), the shaded region indicates conditions where engine operation is not feasible, i.e., $-W < 0$. Data points with $-W < 0$ are excluded from panel (b). All other parameters are the same as in Fig. 2.

zero temperature ($\eta_{\max}(T = 0)$) is achieved even in the sudden quench regime—which typically yields the lowest efficiency—through the application of chemical work via particle inflow from the hot reservoir.

In Fig. 3(c), we plot efficient power, θ , as a function of ΔN . As ΔN increases, the efficient power also rises, which is expected since an increase in ΔN leads to higher net work, thereby boosting efficient power. Similar to net work, the variation in θ appears largely insensitive to temperature changes, as all three temperature cases produce approximately similar values of efficient power.

In Fig.3(d), we plot the variation of efficiency, η , with net work, $-W$. As expected, an increase in net work does not lead to a corresponding increase in efficiency, consistent with the trends observed in Fig.3(a) and Fig. 3(b).

3.5. The zero temperature adiabatic QTE sets an upper bound on QTE in finite (non-zero) temperature operational regime

In Fig. 4, we compare the performance of the quasistatic QTE with that of the out-of-equilibrium (sudden quench) QTE. Specifically, we analyze (a) net work and (b) efficiency as functions of the number of particles, ΔN , exchanged with the reservoir in the two cases.

In Fig.4(a), we observe that the net work produced by the sudden quench QTE (blue curve) is close to that of the quasistatic QTE (red curve). Furthermore, we find that the maximum work of the finite-temperature QTE, obtained via the quasistatic quench, matches the maximum work of the zero-temperature QTE (black dashed curve), as predicted by Eq.(15). The zero-temperature QTE operating in the adiabatic limit, as

studied in reference [9], sets an upper limit on the work output of the non-zero (finite) temperature QTE studied here. There is excellent agreement between the numerical results for finite-time operation in the quasistatic regime (red curve) and the analytical expression for the maximum work of the zero-temperature QTE (black-dashed curve). These findings are consistent with the results presented in Fig. 2(a).

In Fig. 4(b), we compare the efficiency of the sudden quench and quasistatic QTEs. Similar to the case of net work, the efficiency of the sudden quench engine (blue curve) is close to the near-maximum efficiency achieved by the quasistatic engine (red curve). However, achieving near-maximum efficiency in the sudden quench QTE requires a finite amount of chemical work, represented by the number of particles exchanged with the reservoir, ΔN . For $\Delta N < 1000$, the efficiency gap between the sudden quench and quasistatic QTEs is relatively larger. As ΔN increases, or as more chemical work is performed through particle exchange with the reservoir, the sudden quench QTE (blue curve) efficiency approaches the quasistatic engine's maximum efficiency.

Additionally, in the quasistatic limit, as ΔN increases, the efficiency converges to the zero-temperature case studied in Ref. [9]. This observation confirms that the zero-temperature QTE establishes an upper bound on our proposed QTE's efficiency and work output in the finite (non-zero)-temperature regime. The results presented in Fig.4 are consistent with those shown in Fig.2, Fig.3, and Fig.5. Across all these results, the zero-temperature adiabatic QTE [9] (black dashed line) consistently serves as the upper bound on both efficiency and net work for our finite-temperature QTE. Notably, in our finite-temperature QTE, this near-maximum efficiency is achieved even in the out-of-equilibrium regime, without employing any optimization protocols, simply by increasing the amount of chemical work (ΔN), as demonstrated in Fig.3(b) and Fig.4(b).

3.6. Effect of temperature on engine performance

Our numerical analysis reveals that the efficiency of the QTE is negatively affected by an increase in reservoir temperature. For example, in Fig.2(b), we observe a decrease in efficiency as the reservoir temperature, T_h , increases. Similar trends can be inferred from the results presented in Fig.3(b) and Fig. 5. Unlike conventional Otto or Carnot heat engines, where efficiency typically depends directly on the temperature ratio of the hot and cold reservoirs, T_h/T_c [65], the efficiency of the out-of-equilibrium QTE studied here decreases with an increase in heat input or reservoir temperature, and hence the ratio T_h/T_c .

The primary reason for this behaviour is that increasing the reservoir temperature raises the input energy, E_{in} . This additional energy, supplied as heat, increases the operational cost without contributing to the production of beneficial work, as shown in Fig. 2(a) (yellow and purple curves). Consequently, the overall efficiency decreases since efficiency is defined as $\eta = -W/E_{\text{in}}$.

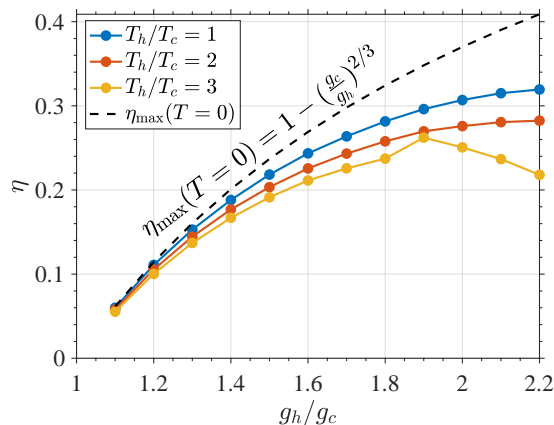


Figure 5. Efficiency, η as a function of the compression ratio, g_h/g_c , in the *out-of-equilibrium* (sudden quench) QTE. We plot the efficiency of sudden quench QTE for three different ratios of hot and cold reservoir temperatures, T_h/T_c . All other parameters are the same as in Fig. 2.

3.7. Effect of compression ratio

In Fig.5, we present the variation in the efficiency of the out-of-equilibrium (sudden quench) QTE with the compression ratio, g_h/g_c , for different temperature ratios between the hot and cold reservoirs, T_h/T_c . The temperature T_c and the interaction strength g_c at the cold equilibrium point **D** (Fig.1) were fixed, while the interaction strength g_h and temperature T_h at the hot equilibrium point **A** were varied.

At small values of g_h/g_c , the efficiency is low, and the finite-temperature efficiencies (colored curves) closely match the zero-temperature efficiency, $\eta_{\max}(T=0)$, represented by the black dashed curve and given by Eq. 14. However, as the compression ratio increases, the efficiency also increases, though the difference between the zero-temperature case and finite-temperature efficiencies becomes more pronounced compared to lower values of g_h/g_c . Consistent with previous results, an increase in the reservoir temperature also reduces the efficiency in this scenario. The highest reservoir temperature (yellow curve) yields a lower efficiency than the lowest temperature (blue curve).

Once again, the zero-temperature adiabatic QTE was studied in reference. [9] establishes an upper bound for the efficiency of our finite-temperature QTE.

4. Conclusions

We theoretically studied an interaction-driven quantum thermochemical engine (QTE) operating in an Otto cycle utilizing a harmonically trapped, weakly interacting 1D Bose gas as the working fluid. During the interaction-driven work strokes, the working fluid is treated as an isolated quantum many-body system undergoing dynamic evolution beginning from an initial thermal equilibrium state. To implement the thermalization strokes, the working fluid was modelled as an open quantum many-body system in

diffusive contact with a thermal reservoir. This diffusive contact allowed us to perform additional chemical work (in addition to heat) on the working fluid through particle exchange with the reservoir, enabling operation as a QTE.

We evaluated the finite-time performance of the QTE and quantified key figures of merit, focusing on its operation in the *out-of-equilibrium* (sudden quench) regime. In this regime, work strokes are implemented in the shortest possible time, driving the working fluid out of equilibrium. This presents an opportunity to enhance the engine's power output due to fast driving.

The performance of the *out-of-equilibrium* QTE was benchmarked against two scenarios: (i) an adiabatic (maximum-efficiency) QTE operating at zero temperature, as studied in reference [9]; and (ii) a quasistatic engine operating at realistic experimental temperatures, where work strokes are completed extremely slowly to achieve maximum finite-time efficiency.

Our findings show that the zero-temperature QTE (studied in reference [9]) establishes an upper bound on the work and efficiency achievable by the proposed QTE operating with a finite-temperature Bose gas explored in this work. Additionally, we explored the trade-off between efficiency and power output in the *out-of-equilibrium* (sudden quench) regime of operation. Remarkably, we found that the proposed QTE can operate at near-maximum efficiencies even in the out-of-equilibrium (sudden quench) regime. This high efficiency is achieved through the chemical work performed on the working fluid via particle inflow from the hot reservoir. Notably, near-maximum efficiencies were attained using a simple quench protocol without employing any optimization techniques such as the shortcut to adiabaticity used in reference [9].

When comparing the performance of the out-of-equilibrium engine to that of the quasistatic engine, which delivers the highest finite-time efficiency, we found that the drop in efficiency is relatively minor as the system transitions from quasistatic to sudden quench operation. This result indicates that the irreversible work produced in the sudden quench regime is not significant enough to severely impact finite-time performance. The out-of-equilibrium engine provides a favourable trade-off between power and efficiency, significantly outperforming the quasistatic engine in terms of efficient power, as it minimizes the efficiency loss per unit gain in power output.

This study lays the groundwork for exploring the performance of the proposed QTE across a broader parameter space of 1D Bose gases. While our analysis focuses on the weakly interacting (quasicondensate) regime, 1D Bose gases exhibit a rich parameter space, as first identified in Refs. [63, 68]. A natural extension of this work would be to investigate the performance of the out-of-equilibrium QTE in the strongly interacting Tonks-Girardeau regime. Although the c -field method used here is suitable for weakly interacting gases, employing theory of generalized hydrodynamics [96, 97] could enable a comprehensive evaluation and comparison of the QTE's performance across a wider range of interaction strengths in 1D Bose gases.

Acknowledgements

The author acknowledges support from the Australian Government Research Training Program Scholarship.

References

- [1] Quentin Bouton, Jens Nettersheim, Sabrina Burgardt, Daniel Adam, Eric Lutz, and Artur Widera. [A quantum heat engine driven by atomic collisions](#). *Nature Communications*, 12(1):2063, 2021.
- [2] Jennifer Koch, Keerthy Menon, Eloisa Cuestas, Sian Barbosa, Eric Lutz, Thomás Fogarty, Thomas Busch, and Artur Widera. [A quantum engine in the BEC–BCS crossover](#). *Nature*, 621(7980):723–727, 2023.
- [3] Nathan M Myers and Sebastian Deffner. [Bosons outperform fermions: The thermodynamic advantage of symmetry](#). *Physical Review E*, 101(1):012110, 2020.
- [4] Vijit Vinod Nautiyal, Raymon S Watson, and Karen V Kheruntsyan. [A finite-time quantum Otto engine with tunnel coupled one-dimensional Bose gases](#). *New Journal of Physics*, 2024.
- [5] Thomás Fogarty and Thomas Busch. [A many-body heat engine at criticality](#). *Quantum Science and Technology*, 6(1):015003, 2020.
- [6] Yang-Yang Chen, Gentaro Watanabe, Yi-Cong Yu, Xi-Wen Guan, and Adolfo del Campo. [An interaction-driven many-particle quantum heat engine and its universal behavior](#). *npj Quantum Information*, 5(1):88, 2019.
- [7] Ethan Q. Simmons, Roshan Sajjad, Kimberlee Keithley, Hector Mas, Jeremy L. Tanlimco, Eber Nolasco-Martinez, Yifei Bai, Glenn H. Fredrickson, and David M. Weld. [Thermodynamic engine with a quantum degenerate working fluid](#). *Phys. Rev. Res.*, 5:L042009, Oct 2023.
- [8] Mohamed Boubakour, Thomás Fogarty, and Thomas Busch. [Interaction-enhanced quantum heat engine](#). *Physical Review Research*, 5(1):013088, 2023.
- [9] Tim Keller, Thomás Fogarty, Jing Li, and Thomas Busch. [Feshbach engine in the Thomas-Fermi regime](#). *Physical Review Research*, 2(3):033335, 2020.
- [10] Jing Li, Thomás Fogarty, Steve Campbell, Xi Chen, and Thomas Busch. [An efficient nonlinear Feshbach engine](#). *New Journal of Physics*, 20(1):015005, 2018.
- [11] Lunan Li, Hai Li, Wenli Yu, Yaming Hao, Lei Li, and Jian Zou. [Shortcut-to-adiabaticity quantum tripartite Otto cycle](#). *Journal of Physics B: Atomic, Molecular and Optical Physics*, 54(21):215501, 2021.
- [12] Varinder Singh. [Optimal operation of a three-level quantum heat engine and universal nature of efficiency](#). *Physical Review Research*, 2(4):043187, 2020.
- [13] Rahul Shastri and B Prasanna Venkatesh. [Optimization of asymmetric quantum Otto engine cycles](#). *Physical Review E*, 106(2):024123, 2022.
- [14] Chimdessa Gashu Feyisa and H H Jen. [Trapped-atom Otto engine with light-induced dipole–dipole interactions](#). *New Journal of Physics*, 26(9):093039, sep 2024.
- [15] Vishnu Muraleedharan Sajitha, Bodhaditya Santra, Matthew J. Davis, and L. A. Williamson. [Quantum thermal machine regimes in the transverse-field Ising model](#), 2024.
- [16] Alejandro Pozas-Kerstjens, Eric G Brown, and Karen V Hovhannisyán. [A quantum Otto engine with finite heat baths: Energy, correlations, and degradation](#). *New Journal of Physics*, 20(4):043034, 2018.
- [17] Varinder Singh, Vahid Shaghghi, Özgür E Müstecaplıođlu, and Dario Rosa. [Thermodynamic uncertainty relation in nondegenerate and degenerate maser heat engines](#). *Physical Review A*, 108(3):032203, 2023.
- [18] Varinder Singh, Satnam Singh, Obinna Abah, and Özgür E Müstecaplıođlu. [Unified trade-off optimization of quantum harmonic Otto engine and refrigerator](#). *Physical Review E*, 106(2):024137, 2022.
- [19] Varinder Singh and Özgür E Müstecaplıođlu. [Performance bounds of nonadiabatic quantum harmonic Otto engine and refrigerator under a squeezed thermal reservoir](#). *Physical Review E*, 102(6):062123, 2020.
- [20] Varinder Singh and Ramandeep S Johal. [Three-level laser heat engine at optimal performance with ecological function](#). *Physical Review E*, 100(1):012138, 2019.
- [21] Krzysztof Ptaszyński. [Non-Markovian thermal operations boosting the performance of quantum](#)

- heat engines. *Physical Review E*, 106(1):014114, 2022.
- [22] Ali Pedram, Serhat C Kadioglu, Alkan Kabakcioglu, and Ö E Müstecaplioglu. A quantum Otto engine with shortcuts to thermalization and adiabaticity. *New Journal of Physics*, 25(11):113014, 2023.
- [23] LA Williamson and Matthew J Davis. Many-body enhancement in a spin-chain quantum engine. *Physical Review B*, 109(2):024310, 2024.
- [24] Vijit Vinod Nautiyal. Classical field simulations of a one-dimensional Bose gas as a working fluid for many-body heat engines. 2024.
- [25] Jinfu Chen, Hui Dong, and Chang-Pu Sun. Bose-Fermi duality in a quantum Otto heat engine with trapped repulsive bosons. *Physical Review E*, 98(6):062119, 2018.
- [26] Julián Amette Estrada, Franco Mayo, Augusto J Roncaglia, and Pablo D Mininni. Quantum engines with interacting Bose-Einstein condensates. *Physical Review A*, 109(1):012202, 2024.
- [27] Christos Charalambous, Miguel-Angel Garcia-March, Mohammad Mehboudi, and Maciej Lewenstein. Heat current control in trapped Bose-Einstein Condensates. *New Journal of Physics*, 21(8):083037, 2019.
- [28] Immanuel Bloch, Jean Dalibard, and Sylvain Nascimbene. Quantum simulations with ultracold quantum gases. *Nature Physics*, 8(4):267–276, 2012.
- [29] Simon L Cornish, Michael R Tarbutt, and Kaden RA Hazzard. Quantum computation and quantum simulation with ultracold molecules. *Nature Physics*, pages 1–11, 2024.
- [30] Christian Gross and Immanuel Bloch. Quantum simulations with ultracold atoms in optical lattices. *Science*, 357(6355):995–1001, 2017.
- [31] Federico Carollo, Filippo M Gambetta, Kay Brandner, Juan P Garrahan, and Igor Lesanovsky. Nonequilibrium quantum many-body rydberg atom engine. *Physical Review Letters*, 124(17):170602, 2020.
- [32] Yang Xiao, Dehua Liu, Jizhou He, Yongli Ma, Zhaoqi Wu, and Jianhui Wang. Quantum Otto engine with quantum correlations. *Physical Review A*, 108(4):042614, 2023.
- [33] Juan Jaramillo, Mathieu Beau, and Adolfo del Campo. Quantum supremacy of many-particle thermal machines. *New Journal of Physics*, 18(7):075019, 2016.
- [34] Nicole Yunger Halpern, Christopher David White, Sarang Gopalakrishnan, and Gil Refael. Quantum engine based on many-body localization. *Physical Review B*, 99(2):024203, 2019.
- [35] Steve Campbell and Sebastian Deffner. Trade-off between speed and cost in shortcuts to adiabaticity. *Physical review letters*, 118(10):100601, 2017.
- [36] Michele Campisi and Rosario Fazio. The power of a critical heat engine. *Nature communications*, 7(1):11895, 2016.
- [37] Naoto Shiraishi, Keiji Saito, and Hal Tasaki. Universal trade-off relation between power and efficiency for heat engines. *Physical review letters*, 117(19):190601, 2016.
- [38] Kirandeep Kaur, Shishram Rebari, and Varinder Singh. Performance analysis of quantum harmonic Otto engine and refrigerator under a trade-off figure of merit. *Journal of Non-Equilibrium Thermodynamics*, (0), 2024.
- [39] Jiawen Deng, Qing-hai Wang, Zhihao Liu, Peter Hänggi, and Jiangbin Gong. Boosting work characteristics and overall heat-engine performance via shortcuts to adiabaticity: Quantum and classical systems. *Physical Review E—Statistical, Nonlinear, and Soft Matter Physics*, 88(6):062122, 2013.
- [40] Obinna Abah and Mauro Paternostro. Shortcut-to-adiabaticity Otto engine: A twist to finite-time thermodynamics. *Physical Review E*, 99(2):022110, 2019.
- [41] Suman Chand, Shubhrangshu Dasgupta, and Asoka Biswas. Finite-time performance of a single-ion quantum Otto engine. *Physical Review E*, 103(3):032144, 2021.
- [42] Victor Mukherjee and Uma Divakaran. Many-body quantum thermal machines. *Journal of Physics: Condensed Matter*, 33(45):454001, 2021.
- [43] Bjarne Andresen. Current trends in finite-time thermodynamics. *Angewandte Chemie International Edition*, 50(12):2690–2704, 2011.

- [44] Oren Raz, Yigit Subaşı, and Rami Pugatch. [Geometric heat engines featuring power that grows with efficiency](#). *Physical review letters*, 116(16):160601, 2016.
- [45] Jin-Fu Chen and HT Quan. [Optimal control theory for maximum power of Brownian heat engines](#). *Physical Review E*, 110(4):L042105, 2024.
- [46] David Guéry-Odelin, Andreas Ruschhaupt, Anthony Kiely, Erik Torrontegui, Sofia Martínez-Garaot, and Juan Gonzalo Muga. [Shortcuts to adiabaticity: Concepts, methods, and applications](#). *Reviews of Modern Physics*, 91(4):045001, 2019.
- [47] Esteban Calzetta. [Not-quite-free shortcuts to adiabaticity](#). *Physical Review A*, 98(3):032107, 2018.
- [48] Xi Chen and J Gonzalo Muga. [Transient energy excitation in shortcuts to adiabaticity for the time-dependent harmonic oscillator](#). *Physical Review A*, 82(5):053403, 2010.
- [49] BS Revathy, Harsh Sharma, and Uma Divakaran. [Improving performance of quantum heat engines using modified Otto cycle](#). *Journal of Physics A: Mathematical and Theoretical*, 57(16):165302, 2024.
- [50] Michael Wiedmann, Juergen T Stockburger, and Joachim Ankerhold. [Non-Markovian dynamics of a quantum heat engine: out-of-equilibrium operation and thermal coupling control](#). *New Journal of Physics*, 22(3):033007, 2020.
- [51] Shoki Koyanagi and Yoshitaka Tanimura. [Classical and quantum thermodynamics in a non-equilibrium regime: Application to thermostatic Stirling engine](#). *The Journal of Chemical Physics*, 161(11), 2024.
- [52] Marco Pezzutto, Mauro Paternostro, and Yasser Omar. [An out-of-equilibrium non-Markovian quantum heat engine](#). *Quantum Science and Technology*, 4(2):025002, 2019.
- [53] Tobias Denzler, Jonas FG Santos, Eric Lutz, and Roberto M Serra. [Nonequilibrium fluctuations of a quantum heat engine](#). *Quantum Science and Technology*, 9(4):045017, 2024.
- [54] RS Watson and KV Kheruntsyan. [Quantum many-body thermal machines enabled by atom-atom correlations](#). *arXiv preprint arXiv:2308.05266*, 2024.
- [55] Vincenzo Roberto Arezzo, Davide Rossini, and Giulia Piccitto. [Many-body quantum heat engines based on free fermion systems](#). *Physical Review B*, 109(22):224309, 2024.
- [56] Paulo J Paulino, Igor Lesanovsky, and Federico Carollo. [Nonequilibrium thermodynamics and power generation in open quantum optomechanical systems](#). *Physical Review A*, 108(2):023516, 2023.
- [57] Govind Paneru, Dong Yun Lee, Jong-Min Park, Jin Tae Park, Jae Dong Noh, and Hyuk Kyu Pak. [Optimal tuning of a Brownian information engine operating in a nonequilibrium steady state](#). *Physical Review E*, 98(5):052119, 2018.
- [58] Federico Carollo, Kay Brandner, and Igor Lesanovsky. [Nonequilibrium many-body quantum engine driven by time-translation symmetry breaking](#). *Physical Review Letters*, 125(24):240602, 2020.
- [59] Bibek Bhandari and Andrew N Jordan. [Continuous measurement boosted adiabatic quantum thermal machines](#). *Physical Review Research*, 4(3):033103, 2022.
- [60] David Newman, Florian Mintert, and Ahsan Nazir. [Quantum limit to nonequilibrium heat-engine performance imposed by strong system-reservoir coupling](#). *Physical Review E*, 101(5):052129, 2020.
- [61] Mao Kaneyasu and Yoshihiko Hasegawa. [Quantum Otto cycle under strong coupling](#). *Physical Review E*, 107(4):044127, 2023.
- [62] Isabelle Bouchoule, SS Szigeti, MJ Davis, and KV Kheruntsyan. [Finite-temperature hydrodynamics for one-dimensional Bose gases: Breathing-mode oscillations as a case study](#). *Physical Review A*, 94(5):051602, 2016.
- [63] K. V. Kheruntsyan, D. M. Gangardt, P. D. Drummond, and G. V. Shlyapnikov. [Finite-temperature correlations and density profiles of an inhomogeneous interacting one-dimensional Bose gas](#). *Phys. Rev. A*, 71:053615, May 2005.
- [64] Nathan M. Myers, Obinna Abah, and Sebastian Deffner. [Quantum thermodynamic devices: From theoretical proposals to experimental reality](#). *AVS Quantum Science*, 4(2):027101, 04 2022.

- [65] Daniel V Schroeder. *An introduction to thermal physics*. Oxford University Press, 2020.
- [66] D. S. Petrov, G. V. Shlyapnikov, and J. T. M. Walraven. Regimes of Quantum Degeneracy in Trapped 1D Gases. *Phys. Rev. Lett.*, 85:3745–3749, Oct 2000.
- [67] Christophe Mora and Yvan Castin. Extension of Bogoliubov theory to quasicondensates. *Phys. Rev. A*, 67:053615, May 2003.
- [68] K. V. Kheruntsyan, D. M. Gangardt, P. D. Drummond, and G. V. Shlyapnikov. Pair Correlations in a Finite-Temperature 1D Bose Gas. *Phys. Rev. Lett.*, 91:040403, Jul 2003.
- [69] Michael C Garrett, Tod M Wright, and Matthew J Davis. Condensation and quasicondensation in an elongated three-dimensional Bose gas. *Physical Review A*, 87(6):063611, 2013.
- [70] Pierre Clade, Changhyun Ryu, Anand Ramanathan, Kristian Helmerson, and William D Phillips. Observation of a 2D Bose gas: from thermal to quasicondensate to superfluid. *Physical review letters*, 102(17):170401, 2009.
- [71] Thibaut Jacqmin, Julien Armijo, Tarik Berrada, Karen V. Kheruntsyan, and Isabelle Bouchoule. Sub-Poissonian Fluctuations in a 1D Bose Gas: From the Quantum Quasicondensate to the Strongly Interacting Regime. *Phys. Rev. Lett.*, 106:230405, Jun 2011.
- [72] M. Olshanii. Atomic Scattering in the Presence of an External Confinement and a Gas of Impenetrable Bosons. *Phys. Rev. Lett.*, 81:938–941, Aug 1998.
- [73] Cheng Chin, Rudolf Grimm, Paul Julienne, and Eite Tiesinga. Feshbach resonances in ultracold gases. *Rev. Mod. Phys.*, 82:1225–1286, Apr 2010.
- [74] Max Schemmer, Aisling Johnson, and Isabelle Bouchoule. Monitoring squeezed collective modes of a one-dimensional Bose gas after an interaction quench using density-ripple analysis. *Physical Review A*, 98(4):043604, 2018.
- [75] P.B. Blakie, A.S. Bradley, M.J. Davis, R.J. Ballagh, and C.W. Gardiner. Dynamics and statistical mechanics of ultra-cold Bose gases using c -field techniques. *Advances in Physics*, 57(5):363–455, 2008.
- [76] FA Bayocboc Jr, MJ Davis, and KV Kheruntsyan. Dynamics of thermalization of two tunnel-coupled one-dimensional quasicondensates. *Physical Review A*, 106(2):023320, 2022.
- [77] Kieran F Thomas, Matthew J Davis, and Karen V Kheruntsyan. Thermalization of a quantum Newton’s cradle in a one-dimensional quasicondensate. *Physical Review A*, 103(2):023315, 2021.
- [78] Francis A Bayocboc Jr and Karen V Kheruntsyan. Frequency beating and damping of breathing oscillations of a harmonically trapped one-dimensional quasicondensate. *Comptes Rendus. Physique*, 24(S3):1–24, 2023.
- [79] SA Simmons, FA Bayocboc Jr, JC Pillay, D Colas, IP McCulloch, and KV Kheruntsyan. What is a quantum shock wave? *Physical Review Letters*, 125(18):180401, 2020.
- [80] P Blair Blakie, AS Bradley, MJ Davis, RJ Ballagh, and CW Gardiner. Dynamics and statistical mechanics of ultra-cold Bose gases using c -field techniques. *Advances in Physics*, 57(5):363–455, 2008.
- [81] SJ Rooney, PB Blakie, and AS Bradley. Stochastic projected Gross-Pitaevskii equation. *Physical Review A*, 86(5):053634, 2012.
- [82] P Blair Blakie and Matthew J Davis. Projected Gross-Pitaevskii equation for harmonically confined Bose gases at finite temperature. *Physical Review A*, 72(6):063608, 2005.
- [83] SJ Rooney, AS Bradley, and PB Blakie. Decay of a quantum vortex: Test of nonequilibrium theories for warm Bose-Einstein condensates. *Physical Review A—Atomic, Molecular, and Optical Physics*, 81(2):023630, 2010.
- [84] CW Gardiner and MJ Davis. The stochastic gross-pitaevskii equation: Ii. *Journal of Physics B: Atomic, Molecular and Optical Physics*, 36(23):4731, 2003.
- [85] Dominik Husmann, Martin Lebrat, Samuel Häusler, Jean-Philippe Brantut, Laura Corman, and Tilman Esslinger. Breakdown of the Wiedemann–Franz law in a unitary Fermi gas. *Proceedings of the National Academy of Sciences*, 115(34):8563–8568, 2018.
- [86] Jean-Philippe Brantut, Charles Grenier, Jakob Meineke, David Stadler, Sebastian Krinner, Corinna Kollath, Tilman Esslinger, and Antoine Georges. A thermoelectric heat engine with

- ultracold atoms. *Science*, 342(6159):713–715, 2013.
- [87] AS Bradley, SJ Rooney, and RG McDonald. [Low-dimensional stochastic projected Gross-Pitaevskii equation](#). *Physical Review A*, 92(3):033631, 2015.
- [88] Paolo P Mazza, Mario Collura, Márton Kormos, and Pasquale Calabrese. [Interaction quench in a trapped 1D Bose gas](#). *Journal of Statistical Mechanics: Theory and Experiment*, 2014(11):P11016, 2014.
- [89] Mario Collura, Márton Kormos, and Pasquale Calabrese. [Quantum quench in a harmonically trapped one-dimensional Bose gas](#). *Physical Review A*, 97(3):033609, 2018.
- [90] Max Born and Vladimir Fock. [Beweis des adiabatenatzes](#). *Zeitschrift für Physik*, 51(3-4):165–180, 1928.
- [91] Adolfo Del Campo. [Shortcuts to adiabaticity by counterdiabatic driving](#). *Physical review letters*, 111(10):100502, 2013.
- [92] Yair Rezek and Ronnie Kosloff. [Irreversible performance of a quantum harmonic heat engine](#). *New Journal of Physics*, 8(5):83, 2006.
- [93] Ugo Marzolino. [Quantum thermochemical engines](#). *Physical Review Applied*, 21(3):034003, 2024.
- [94] T Yilmaz. [A new performance criterion for heat engines: efficient power](#). *Journal of the Energy Institute*, 79(1):38–41, 2006.
- [95] The initial temperature of the working fluid, in thermal equilibrium with the cold reservoir, was kept constant at $T_c = 86.3$ nK, with an initial particle count $N_c \simeq 2235$ obtained using a chemical potential of $\mu = 7.95 \times 10^{-31}$ J. In all cases, the interaction strength was quenched from $g_c = 1.27 \times 10^{-38}$ J · m to $g_h = 1.8 \times g_c$ following Eq.(5); during expansion, it was quenched back to g_c per Eq.(8). All results in this work pertain to a gas of ^{87}Rb atoms with mass $m \simeq 1.44 \times 10^{-25}$ kg, 3D scattering length $a_s \simeq 5.31$, nm, trap frequency $\omega/2\pi = 20.0$ Hz, and initial transverse confinement frequency $\omega_\perp/2\pi = 1.81$ kHz, achieving the interaction strength as $g_c \simeq 2\hbar\omega_\perp a$. In this and all subsequent figures, the timescale for the sudden quench is $t_w = 0.05/\omega$, while for the quasistatic quench, it is $t_w = 300/\omega$.
- [96] Neel Malvania, Yicheng Zhang, Yuan Le, Jerome Dubail, Marcos Rigol, and David S Weiss. [Generalized hydrodynamics in strongly interacting 1D Bose gases](#). *Science*, 373(6559):1129–1133, 2021.
- [97] Isabelle Bouchoule and Jérôme Dubail. [Generalized hydrodynamics in the one-dimensional Bose gas: theory and experiments](#). *Journal of Statistical Mechanics: Theory and Experiment*, 2022(1):014003, 2022.