

Anomalous propagators and the particle-particle channel: Bethe-Salpeter equation

Antoine Marie,^{1, a)} Pina Romaniello,² Xavier Blase,³ and Pierre-François Loos^{1, b)}

¹⁾Laboratoire de Chimie et Physique Quantiques (UMR 5626), Université de Toulouse, CNRS, UPS, France

²⁾Laboratoire de Physique Théorique, Université de Toulouse, CNRS, UPS, and European Theoretical Spectroscopy Facility (ETSF), France

³⁾Université Grenoble Alpes, CNRS, Institut NÉEL, F-38042 Grenoble, France

The Bethe-Salpeter equation has been extensively employed to compute the two-body electron-hole propagator and its poles which correspond to the neutral excitation energies of the system. Through a different time-ordering, the two-body Green's function can also describe the propagation of two electrons or two holes. The corresponding poles are the double ionization potentials and double electron affinities of the system. In this work, a Bethe-Salpeter equation for the two-body particle-particle propagator is derived within the linear-response formalism using a pairing field and anomalous propagators. This framework allows us to compute kernels corresponding to different self-energy approximations (GW , T -matrix, and second-Born) as in the usual electron-hole case. The performance of these various kernels is gauged for singlet and triplet valence double ionization potentials using a set of 23 small molecules. The description of double core hole states is also analyzed.

I. INTRODUCTION

Despite its conceptual simplicity, the electron-hole (eh) random-phase approximation (RPA), introduced by Bohm and Pines in the context of the uniform electron gas,^{1–5} has proven effective in describing a variety of physical phenomena.⁶ These include collective excitations (plasmons) in metals and semiconductors,⁷ non-covalent interaction energies,^{8–10} and screening of the Coulomb interaction due to density fluctuations.^{7,11–13} However, eh-RPA falls short in accurately describing molecular excitations and excitons in insulators,^{7,14–17} highlighting the need for methods that go beyond eh-RPA.

Since its inception, the eh-RPA equations have been derived through various formalisms such as Rowe's equation of motion (EOM),^{18–21} time-dependent density-functional theory (TDDFT),^{22,23} and the Bethe-Salpeter equation (BSE).^{24–27} Each of these frameworks offers a pathway to devising approximations that extend beyond RPA. Amongst these, TDDFT has been by far the most popular, though it suffers from well-documented drawbacks.^{28–31} In particular, TDDFT lacks systematic improvement, as progressing up Jacob's ladder of exchange-correlation functionals³² does not guarantee higher accuracy (see Ref. 33 for a recent review). In contrast, EOM can be systematically improved by increasing the rank of the excitation operator or moving beyond a mean-field reference.^{20,21} For example, EOM coupled-cluster (EOM-CC) is the method of choice for highly accurate excitation energies, albeit at a significant computational cost.^{34–38}

Within the BSE formalism, eh-RPA corresponds to computing the two-body eh propagator L , known as the polarization propagator, using the simplest approximation

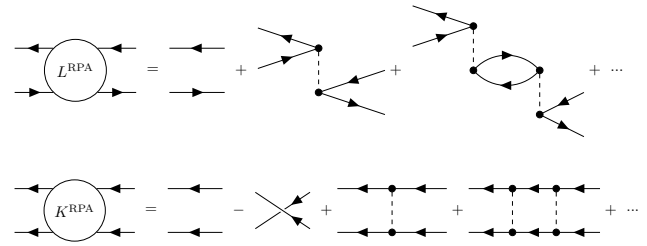


FIG. 1. Diagrammatic representation of the eh propagator L (top) and pp propagator K (bottom) at the RPA level. The dashed lines represent the Coulomb interaction and the solid lines with arrows denote the one-body propagator. The first and second-order exchange terms have not been represented but should be included in K^{RPA} .

of the kernel, namely, the Coulomb kernel. To go beyond eh-RPA, one must improve the kernel using, for example, perturbation theory or Hedin's equations.⁷ For example, the kernel derived from the popular GW self-energy approximation^{11–13,39} has been highly successful in computing low-lying excited states of various natures (charge transfer, Rydberg, valence, etc) in molecular systems with a very attractive accuracy/cost ratio.^{17,26,27,40–51} Perturbative kernels based on expansions in the Coulomb interaction, or in alternative effective interactions like the T -matrix, have also been explored.^{52–56}

The eh-RPA possesses an analog known as particle-particle (pp) RPA or pairing vibration approximation.⁵⁷ This method provides the simplest beyond-independent-particle approximation to compute the two-body pp propagator K .^{7,58} Their close relationship is elegantly illustrated in the diagrammatic language of many-body perturbation theory, as depicted in Fig. 1.⁵⁹ Both approximations involve the resummation of specific classes of diagrams: bubbles for eh-RPA and pp ladders for pp-RPA. The pp propagator captures complementary information

^{a)}Electronic mail: amarie@irsamc.ups-tlse.fr

^{b)}Electronic mail: loos@irsamc.ups-tlse.fr

to the polarization propagator as its poles correspond to the double ionization potentials (DIPs) and double electron affinities (DEAs) of the N -electron system.

In a recent series of papers, Weitao Yang's group has shown that pp-RPA offers an alternative approach to accessing excited states in N -electron systems.^{60–66} Specifically, excitation energies of the N -electron system can be computed as the difference between DEAs from the corresponding $(N - 2)$ -electron reference state. (For a complementary starting point using the $(N + 2)$ -electron system, see Refs. 65 and 67.) Strategies along these lines have already been applied within coupled-cluster (CC) theory^{68–74} and is also related to the spin-flip method for excited states.^{75–81} Unlike linear-response-based methods, this approach avoids bias toward the ground state because the ground and excited states are obtained within the same calculation. Yang and co-workers have shown that pp-RPA has some advantages over eh-RPA and TDDFT, such as the ability to describe charge transfer,^{60,64} doubly excited states,⁶⁰ or conical intersections.⁶³ However, the accuracy of pp-RPA is not always satisfactory, motivating the development of methods that go beyond pp-RPA.

As with eh-RPA, pp-RPA can be derived and extended through various theoretical frameworks. The EOM in the $(N + 2)$ - and $(N - 2)$ -electron sectors of Fock space leads to pp-RPA and, as for the N -electron case, the systematically-improvable DIP-EOM-CC and DEA-EOM-CC formalisms can provide reliable reference energies. On the other hand, improving pp-RPA within the pairing-field TDDFT framework is even more challenging than in standard TDDFT.^{82,83} This difficulty arises because the pairing-field TDDFT kernel is obtained by differentiating the exchange-correlation functional with respect to the anomalous density. However, the number of functionals for the anomalous density remains quite limited^{84–86} and, to the best of our knowledge, these functionals have not been employed to derive kernels within pairing-field TDDFT. Finally, the pp channel of the BSE has been much less explored and developed than its eh counterpart. Although the BSE for the pp propagator has been reported in the literature, its kernel lacks a simple form. In fact, it is expressed as a Dyson equation of the eh-BSE kernel, making it difficult to apply in practice.⁸⁷

The main result of this paper is to present an alternative expression of the pp-BSE kernel by considering pairing fields and anomalous Green's functions. This new expression is fully analog to the eh-BSE kernel as both are expressed as the derivative of a self-energy with respect to a propagator. The derivation of this expression is detailed in Sec. II C after discussing correlation functions and their link to response functions in Sec. II A and II B, respectively. The last subsection of Sec. II addresses the finite orbital basis formulation of the pp-BSE. Then, the pp-BSE analogs of the usual eh-BSE kernels [GF(2),^{88–91} GW,^{7,11–13} and pp T -matrix^{92–96}] are derived in Sec. III and their specificities are discussed. Section IV reports the computational details of our implementation while our numerical results are presented in Sec. V. Some concluding

remarks are provided in Sec. VI.

II. THEORETICAL FRAMEWORK

A. Correlation functions

The equilibrium time-ordered two-body Green's function (at zero temperature) is defined as

$$G_2(12; 1'2') = (-i)^2 \langle \Psi_0^N | \hat{T} [\hat{\psi}(1)\hat{\psi}(2)\hat{\psi}^\dagger(2')\hat{\psi}^\dagger(1')] | \Psi_0^N \rangle, \quad (1)$$

where 1 is a space-spin-time composite variable $(1) = (\mathbf{x}_1, t_1) = (\mathbf{r}_1, \sigma_1, t_1)$, \hat{T} is the time-ordering operator and $|\Psi_0^N\rangle$ is the exact N -electron ground state. The annihilation and creation field operators are in the Heisenberg representation, that is, $\hat{\psi}(1) = e^{i\hat{H}t_1}\hat{\psi}(\mathbf{x}_1)e^{-i\hat{H}t_1}$, where \hat{H} is the non-relativistic electronic Hamiltonian

$$\begin{aligned} \hat{H} = & \int d(\mathbf{x}_1\mathbf{x}_{1'}) \hat{\psi}^\dagger(\mathbf{x}_1)h(\mathbf{x}_1\mathbf{x}_{1'})\hat{\psi}(\mathbf{x}_{1'}) \\ & + \frac{1}{2} \iint d(\mathbf{x}_1\mathbf{x}_2\mathbf{x}_{1'}\mathbf{x}_{2'}) \\ & \times \hat{\psi}^\dagger(\mathbf{x}_1)\hat{\psi}^\dagger(\mathbf{x}_2)v(\mathbf{x}_1\mathbf{x}_2; \mathbf{x}_{1'}\mathbf{x}_{2'})\hat{\psi}(\mathbf{x}_{2'})\hat{\psi}(\mathbf{x}_{1'}). \end{aligned} \quad (2)$$

The 4-point Coulomb interaction is defined as

$$v(\mathbf{x}_1\mathbf{x}_2; \mathbf{x}_{1'}\mathbf{x}_{2'}) = \frac{\delta(\mathbf{x}_1\mathbf{x}_{1'})\delta(\mathbf{x}_2\mathbf{x}_{2'})}{|\mathbf{r}_1 - \mathbf{r}_2|} \quad (3)$$

and $h(\mathbf{x}_1\mathbf{x}_{1'})$ is the one-body Hamiltonian.

The two-body Green's function describes the propagation of two particles. These particles can be either electrons or holes depending on the ordering of the time variables. For example, if $t_2, t_2' > t_1, t_1'$, then G_2 reduces to

$$\begin{aligned} G_2(12; 1'2') \\ = (-i)^2 \langle \Psi_0^N | \hat{T} [\hat{\psi}(2)\hat{\psi}^\dagger(2')] \hat{T} [\hat{\psi}(1)\hat{\psi}^\dagger(1')] | \Psi_0^N \rangle \end{aligned} \quad (4)$$

and describes the propagation of an electron-hole pair. The eh correlation function L associated with G_2 is obtained by removing the uncorrelated part of Eq. (4), that is,

$$L(12; 1'2') = -G_2(12; 1'2') + G(11')G(22'), \quad (5)$$

where we have introduced the one-body Green's function

$$G(11') = (-i) \langle \Psi_0^N | \hat{T} [\hat{\psi}(1)\hat{\psi}^\dagger(1')] | \Psi_0^N \rangle, \quad (6)$$

which describes the propagation of either a hole or an electron.

One can further assume that the electron and hole forming the pair are created and annihilated simultaneously by setting $t_2 = t_2^+$ and $t_1 = t_1^+$ (where $t^+ = t + \eta$ with η an infinitesimally small positive shift) such that $L(12; 1'2')$ depends only on the time difference $t_2 - t_1$.

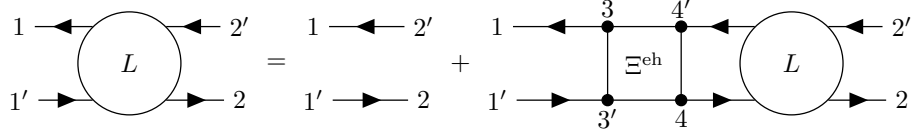


FIG. 2. Diagrammatic representation of the eh-BSE, as defined in Eq. (19).

The frequency-space representation of this correlation function is

$$L(\mathbf{x}_1\mathbf{x}_2; \mathbf{x}_1'\mathbf{x}_2'; \omega) = \sum_{n>0} \frac{L_n^N(\mathbf{x}_2\mathbf{x}_2')R_n^N(\mathbf{x}_1\mathbf{x}_1')}{\omega - (E_n^N - E_0^N - i\eta)} - \sum_{n>0} \frac{L_n^N(\mathbf{x}_2\mathbf{x}_2')R_n^N(\mathbf{x}_1\mathbf{x}_1')}{\omega - (E_0^N - E_n^N + i\eta)}, \quad (7)$$

with amplitudes

$$L_n^N(\mathbf{x}_1\mathbf{x}_1') = \langle \Psi_0^N | \hat{\psi}^\dagger(\mathbf{x}_1)\hat{\psi}(\mathbf{x}_1') | \Psi_n^N \rangle, \quad (8a)$$

$$R_n^N(\mathbf{x}_1\mathbf{x}_1') = \langle \Psi_n^N | \hat{\psi}^\dagger(\mathbf{x}_1)\hat{\psi}(\mathbf{x}_1') | \Psi_0^N \rangle, \quad (8b)$$

where E_n^N and $|\Psi_n^N\rangle$ are the energy and wave function of the n th excited state ($n = 0$ being the ground state) of the N -electron system. This representation evidences that L is directly linked to the excitation energies of the N -electron system.

If instead we impose the following time ordering, $t_1, t_2 > t_1', t_2'$, then G_2 becomes

$$G_2(12; 1'2') = (-i)^2 \langle \Psi_0^N | \hat{T}[\hat{\psi}(1)\hat{\psi}(2)]\hat{T}[\hat{\psi}^\dagger(2')\hat{\psi}^\dagger(1')] | \Psi_0^N \rangle, \quad (9)$$

and describes the propagation of two electrons. Similarly, the time ordering $t_1', t_2' > t_1, t_2$ would describe the propagation of two holes. In this case, one defines the associated correlation function as^{7,97}

$$2K(12; 1'2') = -G_2(12; 1'2') + G^{\text{hh}}(12)G^{\text{ee}}(2'1'), \quad (10)$$

where the uncorrelated part involves the hole-hole (hh) and electron-electron (ee) anomalous propagators

$$G^{\text{hh}}(12) = (-i) \langle \Psi_0^N | \hat{T}[\hat{\psi}(1)\hat{\psi}(2)] | \Psi_0^N \rangle, \quad (11a)$$

$$G^{\text{ee}}(2'1') = (-i) \langle \Psi_0^N | \hat{T}[\hat{\psi}^\dagger(2')\hat{\psi}^\dagger(1')] | \Psi_0^N \rangle. \quad (11b)$$

Note that, because the wave function $|\Psi_0^N\rangle$ has a fixed number of particles, the uncorrelated part vanishes in this case.

Here again, the pairs are assumed to be created and annihilated instantaneously, *i.e.*, $t_1 = t_2^+$ and $t_1' = t_2'^+$. The Fourier transform of the pp propagator with respect to $t_1 - t_1'$ yields

$$K(\mathbf{x}_1\mathbf{x}_2; \mathbf{x}_1'\mathbf{x}_2'; \omega) = \frac{1}{2} \sum_n \frac{L_n^{N+2}(\mathbf{x}_1\mathbf{x}_2)R_n^{N+2}(\mathbf{x}_1'\mathbf{x}_2')}{\omega - (E_n^{N+2} - E_0^N - i\eta)} - \frac{1}{2} \sum_n \frac{L_n^{N-2}(\mathbf{x}_1'\mathbf{x}_2')R_n^{N-2}(\mathbf{x}_1\mathbf{x}_2)}{\omega - (E_0^N - E_n^{N-2} + i\eta)}, \quad (12)$$

with amplitudes

$$L_n^{N+2}(\mathbf{x}_1\mathbf{x}_2) = \langle \Psi_0^N | \hat{\psi}(\mathbf{x}_1)\hat{\psi}(\mathbf{x}_2) | \Psi_n^{N+2} \rangle, \quad (13a)$$

$$R_n^{N+2}(\mathbf{x}_1\mathbf{x}_2) = \langle \Psi_n^{N+2} | \hat{\psi}^\dagger(\mathbf{x}_1)\hat{\psi}^\dagger(\mathbf{x}_2) | \Psi_0^N \rangle, \quad (13b)$$

$$L_n^{N-2}(\mathbf{x}_1\mathbf{x}_2) = \langle \Psi_0^N | \hat{\psi}^\dagger(\mathbf{x}_1)\hat{\psi}^\dagger(\mathbf{x}_2) | \Psi_n^{N-2} \rangle, \quad (13c)$$

$$R_n^{N-2}(\mathbf{x}_1\mathbf{x}_2) = \langle \Psi_n^{N-2} | \hat{\psi}(\mathbf{x}_1)\hat{\psi}(\mathbf{x}_2) | \Psi_0^N \rangle, \quad (13d)$$

In the previous expressions, $E_n^{N\pm 2}$ and $|\Psi_n^{N\pm 2}\rangle$ are the energy and wave function of the n th excited state of the $(N \pm 2)$ -electron system. This highlights the direct link between the pp correlation function and the DIPs and DEAs of the N -electron system.

B. Response functions

In the previous section, L has been introduced as a correlation function but it can alternatively be regarded as a generalized response function.⁷ This is evidenced by the Schwinger relation^{25,39}

$$L(12; 1'2') = \left. \frac{\delta G(11'; [U])}{\delta U^{\text{eh}}(2'2)} \right|_{U=0}, \quad (14)$$

where the time-dependent external potential

$$\hat{U}^{\text{eh}}(t) = \int d(\mathbf{x}_1\mathbf{x}_1') \hat{\psi}^\dagger(\mathbf{x}_1)U^{\text{eh}}(\mathbf{x}_1\mathbf{x}_1'; t)\hat{\psi}(\mathbf{x}_1') \quad (15)$$

has been added to the Hamiltonian (2) and $U^{\text{eh}}(11') = U^{\text{eh}}(\mathbf{x}_1\mathbf{x}_1'; t_1)\delta(t_1 - t_1')$. The notation $G(11'; [U])$ means that the propagator is computed in the presence of the external potential. However, this dependence is not explicitly written in the following for the sake of conciseness. The Schwinger relation shows that knowing the eh correlation function is equivalent to knowing the response of the one-body Green's function with respect to an external potential.

The pp correlation function can also be expressed as a functional derivative within the linear-response formalism. This is done by considering the response of an anomalous Green's function to a time-dependent pairing potential

$$\hat{U}^{\text{pp}}(t) = \frac{1}{2} \left[\int d(\mathbf{x}_1\mathbf{x}_1') \hat{\psi}(\mathbf{x}_1)U^{\text{hh}}(\mathbf{x}_1\mathbf{x}_1'; t)\hat{\psi}(\mathbf{x}_1') + \int d(\mathbf{x}_1\mathbf{x}_1') \hat{\psi}^\dagger(\mathbf{x}_1)U^{\text{ee}}(\mathbf{x}_1\mathbf{x}_1'; t)\hat{\psi}^\dagger(\mathbf{x}_1') \right]. \quad (16)$$

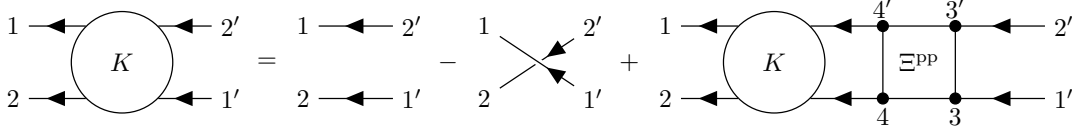


FIG. 3. Diagrammatic representation of the pp-BSE [see Eq. (26)]. The rightmost K_0 has been replaced by its first term [see Eq. (25)] using the antisymmetry of the kernel.

Note that, in the presence of this perturbation, the Hamiltonian does not commute with the particle number operator. Therefore, in the presence of the pairing potential, the wave function breaks the particle-number symmetry and the anomalous Green's functions do not vanish anymore. Following a derivation similar to the one of Eq. (14) (see [Supplementary Material](#) of Ref. 97), one can obtain

$$K(12; 1'2') = \left. \frac{\delta G^{ee}(1'2')}{\delta U^{hh}(12)} \right|_{U=0}, \quad (17)$$

with $U^{hh}(12) = U^{hh}(\mathbf{x}_1\mathbf{x}_2; t_1)\delta(t_1 - t_2)$. This expression shows that the response of an anomalous propagator to a pairing field (evaluated at $U = 0$) is non-zero even if the equilibrium Hamiltonian preserves the number of particles. Therefore, through their derivatives, anomalous quantities can be useful even in a number-conserving framework. This was already highlighted in pairing-field TDDFT,^{82,83} and will be further evidenced by the pp-BSE.

C. Bethe-Salpeter equations

The usual eh-BSE will be briefly reviewed before discussing in more depth its pp counterpart. The eh-BSE is derived starting from the response-function form of L [see Eq. (14)] and the Dyson equation for the one-body Green's function

$$G^{-1}(12) = G_0^{-1}(12) - U^{eh}(12) - \Sigma(12), \quad (18)$$

where G_0 is the non-interacting one-body Green's function and Σ is the exact self-energy containing Hartree, exchange, and correlation effects.⁷ This leads to a Dyson equation for L , which reads

$$L(12; 1'2') = L_0(12; 1'2') + \int d(343'4') L_0(13'; 1'3)\Xi^{eh}(34; 3'4')L(4'2; 42'), \quad (19)$$

where $L_0(12; 1'2') = G(12')G(21')$ is the non-interacting eh propagator and

$$\Xi^{eh}(34; 3'4') = \frac{\delta \Sigma(33')}{\delta G(4'4)} \quad (20)$$

is the eh effective interaction kernel. This equation is represented diagrammatically in Fig. 2. Equation (19)

shows that the two-body propagator depends on L_0 and Ξ^{eh} . Hence, in practice, two approximations have to be made, namely the choice of the one-body Green's function that enters in L_0 and the self-energy considered to compute Ξ^{eh} .

Now that the pp propagator has also been expressed in a response-function form [see Eq. (17)], a similar derivation can be performed for the pp channel. Below, only the main steps of the derivation of the pp-BSE are discussed but a fully detailed derivation is provided in the [Supplementary Material](#). As a preliminary step, one introduces the Gorkov propagator⁹⁸

$$\mathbf{G}(11') = \begin{pmatrix} G^{he}(11') & G^{hh}(11') \\ G^{ee}(11') & G^{eh}(11') \end{pmatrix}, \quad (21)$$

which gathers the normal one-body propagator $G^{he} \equiv G$ [see Eq. (6)], the anomalous propagators [see Eqs. (11a) and (11b)], as well as the eh one-body propagator related to the normal propagator as $G^{eh}(11') = -G^{he}(1'1)$. This matrix formalism is known as Nambu's formalism.⁹⁹ The derivation of the pp-BSE then starts from Eq. (17) and relies on the following relation⁹⁷

$$\left. \frac{\delta G^{ee}(1'2')}{\delta U^{hh}(12)} \right|_{U=0} = G(31') \left. \frac{\delta (G^{-1})^{ee}(33')}{\delta U^{hh}(12)} \right|_{U=0} G(3'2'), \quad (22)$$

that stems from the differentiation of \mathbf{G}^{-1} .

This set the stage for the introduction of the Gorkov-Dyson equation in the presence of the external pairing potential

$$\mathbf{G}^{-1}(11') = \mathbf{G}_0^{-1}(11') - \begin{pmatrix} \Sigma^{he}(11') & \Sigma^{hh}(11') + U^{ee}(11') \\ \Sigma^{ee}(11') + U^{hh}(11') & \Sigma^{eh}(11') \end{pmatrix}, \quad (23)$$

which stems from the time derivative of \mathbf{G} (see Ref. 97 for a detailed discussion). This equation defines the four components of the self-energy in Nambu's formalism. Using Eq. (23), the derivation can be pursued and one gets

$$K(12; 1'2') = -G(31') \left. \frac{\delta U^{hh}(33')}{\delta U^{hh}(12)} \right|_{U=0} G(3'2') - G(31') \left. \frac{\delta \Sigma^{ee}(33')}{\delta U^{hh}(12)} \right|_{U=0} G(3'2'), \quad (24)$$

where the first term in the right-hand side is recognized to be the pp non-interacting propagator

$$K_0(12; 1'2') = \frac{1}{2}[G(21')G(12') - G(11')G(22')]. \quad (25)$$

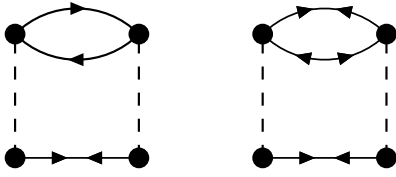


FIG. 4. Diagrammatic representation of the two direct second-order terms contained in Σ^{ee} . The dashed lines represent the Coulomb interaction, the solid lines with arrows denote the one-body propagator while the double-headed propagators represent G^{hh} and G^{ee} .

Equation (24) is transformed into a Dyson equation using the derivative chain rule. This leads to four different terms because the chain rule has to be performed with respect to the four components of \mathbf{G} . However, only one of them is non-zero for a number-conserving system (*i.e.*, at $U = 0$) and this finally leads to the pp-BSE

$$K(12; 1'2') = K_0(12; 1'2') - \int d(33'44') K(12; 44') \Xi^{\text{PP}}(44'; 33') K_0(33'; 1'2'), \quad (26)$$

where the pp kernel,

$$\Xi^{\text{PP}}(44'; 33') = \left. \frac{\delta \Sigma^{\text{ee}}(33')}{\delta G^{\text{ee}}(44')} \right|_{U=0}, \quad (27)$$

has been introduced. The pp-BSE, defined in Eq. (26), is represented diagrammatically in Fig. 3. As one can readily see from Eqs. (25) and (27), to compute K , one has to choose G and the anomalous self-energy Σ^{ee} to build K_0 and Ξ^{PP} , respectively. This procedure is fully analog to the eh-BSE equation as discussed previously. According to the definition of Ξ^{PP} in Eq. (27), the approximate expression of Σ^{ee} must contain exactly one anomalous propagator G^{ee} for the derivative to be non-zero. To illustrate this, we examine the two direct second-order self-energy terms, with respect to the Coulomb interaction, contributing to the anomalous self-energy Σ^{ee} .¹⁰⁰ These diagrams are represented in Fig. 4. The diagram on the right side possesses three anomalous propagators, thus, its derivative necessarily vanishes when evaluated at $U = 0$. In contrast, the first diagram has only one instance of G^{ee} , resulting in a non-zero kernel.

D. Eigenvalue problem

With the general pp-BSE now derived, the next step is to reformulate it in a way suitable for implementation in standard quantum chemistry software. This involves first transforming the equations into frequency space, followed by projection into a spinorbital basis. Here, the indices i, j, k, l, m denote occupied spinorbitals, a, b, c, d, e are virtual spinorbitals, and p, q, r, s corresponds to generic spinorbitals. Finally, μ denotes a composite index ia

while ν corresponds to a composite index ij (with $i < j$) or ab (with $a < b$).

Before performing the Fourier transform, we recall that particle pairs are assumed to be created and annihilated instantaneously, *i.e.*, $t_2 = t_1^+$ and $t_2' = t_1'^+$. Hence, in Eq. (26), $K(12; 1'2')$ and $K_0(12; 1'2')$ depend only on a single time difference, namely, $t_1 - t_1'$. However, in the second term of the right-hand side of Eq. (26), the quantities depend on two or three time differences. These time-dependences are explicitly treated in the [Supplementary Material](#). The Fourier transform leads to the following frequency-space pp-BSE

$$K(\omega) = K_0(\omega) - \int \frac{d(\tilde{\omega}\tilde{\omega}')}{(2\pi)^2} K(\tilde{\omega}, \omega) \Xi^{\text{PP}}(-\tilde{\omega}, -\tilde{\omega}', \omega) K_0(\tilde{\omega}, \omega). \quad (28)$$

The two- and three-frequency Fourier transform are defined in the [Supplementary Material](#). As can be readily seen, Eq. (28) cannot be inverted directly.

To circumvent this issue, we rely on the procedure of Ref. 101 developed for the eh-BSE. The pp-BSE is recast in an invertible form as

$$K(\omega) = K_0(\omega) - K(\omega) \tilde{\Xi}^{\text{PP}}(\omega) K_0(\omega), \quad (29)$$

where the frequency-dependent kernel is

$$\tilde{\Xi}^{\text{PP}}(\omega) = \int \frac{d(\tilde{\omega}\tilde{\omega}')}{(2\pi)^2} (K^{-1})(\omega) K(\tilde{\omega}, -\eta, \omega) \times \Xi^{\text{PP}}(-\tilde{\omega}, -\tilde{\omega}', \omega) K_0(-\eta, \tilde{\omega}, \omega) (K_0^{-1})(\omega). \quad (30)$$

However, at this stage, the newly derived form is not yet practical as the kernel depends on K and must therefore be solved iteratively. Equation (30) is thus linearized by substituting K by K_0 . It is worth mentioning that if the initial kernel is static, *i.e.*, $\Xi^{\text{PP}}(\tilde{\omega}, \tilde{\omega}', \omega) = \Xi^{\text{PP}}$, the approximate dynamic kernel remains unchanged, *i.e.*, $\tilde{\Xi}^{\text{PP}}(\omega) = \Xi^{\text{PP}}$.

We now express the pp-BSE as an eigenvalue problem. Once inverted and projected in a finite basis set, Eq. (29) becomes

$$K_{pq,rs}^{-1}(\omega) = (K_0^{-1})_{pq,rs}(\omega) + \tilde{\Xi}_{pq,rs}^{\text{PP}}(\omega), \quad (31)$$

where the four-index tensors have been transformed into matrices by defining composite indices. Finally, one can show that finding the zeros of $K^{-1}(\omega)$, that is, the DIPs and DEAs, is equivalent to solving the following non-Hermitian non-linear eigenvalue problem

$$\begin{pmatrix} \mathbf{C}(\Omega_n) & \mathbf{B} \\ -\mathbf{B}^\dagger & -\mathbf{D}(-\Omega_n) \end{pmatrix} \cdot \begin{pmatrix} \mathbf{X}_n \\ \mathbf{Y}_n \end{pmatrix} = \Omega_n \begin{pmatrix} \mathbf{X}_n \\ \mathbf{Y}_n \end{pmatrix}, \quad (32)$$

where

$$\begin{aligned} C_{ab,cd}(\omega) &= (\epsilon_a + \epsilon_b) \delta_{ac} \delta_{bd} + i \tilde{\Xi}_{ab,cd}^{\text{PP}}(\omega), \\ B_{ab,ij} &= +i \tilde{\Xi}_{ab,ij}^{\text{PP}}, \\ D_{ij,kl}(-\omega) &= -(\epsilon_i + \epsilon_j) \delta_{ik} \delta_{jl} + i \tilde{\Xi}_{ij,kl}^{\text{PP}}(-\omega), \end{aligned} \quad (33)$$

with the following restrictions on the indices: $i < j$, $k < l$, $a < b$, and $c < d$. These three blocks will be referred to as the ee-ee, ee-hh, and hh-hh blocks, respectively. (In addition, note that $\tilde{\Xi}_{ab,ij}^{\text{pp}}$ is, in general, frequency-dependent. However, for every kernel considered in this work, this coupling block is found to be static.) Therefore, if the kernel is static, $\tilde{\Xi}_{ij,kl}^{\text{pp}}(-\omega) = \Xi_{ij,kl}^{\text{pp}}$ and $\tilde{\Xi}_{ab,cd}^{\text{pp}}(\omega) = \Xi_{ab,cd}^{\text{pp}}$, finding the poles of K reduces to a generalized linear eigenvalue problem. Note the close connection between the static pp-BSE eigenvalue problem and the pairing TDDFT equations derived by van Aggelen and co-workers.^{82,83} This connection is fully analogous to the one between eh-BSE and TDDFT.^{26,27}

In both the dynamic and static cases, the problem can be simplified by neglecting the (static) coupling block \mathbf{B} . This widespread approximation is referred to as the Tamm-Dancoff approximation (TDA). In this case, one ends up solving two independent Hermitian non-linear eigenvalue problems for the ee and hh sectors

$$+\mathbf{C}(\Omega_n) \cdot \mathbf{X}_n = \Omega_n \mathbf{X}_n, \quad (34a)$$

$$-\mathbf{D}(-\Omega_n) \cdot \mathbf{Y}_n = \Omega_n \mathbf{Y}_n. \quad (34b)$$

Finally, both the static and dynamic eigenvalue problems can be spin-adapted to split them into independent problems of smaller size. The spin-adaptation is performed and discussed in detail in the [Supplementary Material](#).

E. Dynamical perturbative correction

As mentioned earlier, if the kernel is dynamic then finding the poles of K requires solving a generalized non-linear eigenvalue problem [see Eq. (32)]. Alternatively, the dynamical effects can be perturbatively accounted for in order to avoid the cumbersome non-linear procedure. This is the choice that has been made in this work. In addition, the dynamic perturbation is only considered within the TDA. This dynamic perturbation has already been presented in detail in Ref. 102 (see also Refs. 17 and 53) for the eh-BSE case and shall only be outlined here for the hh sector. An analogous procedure exists for the ee sector.

The matrix to diagonalize is decomposed into a static and dynamic part $\mathbf{D}(\omega) = \mathbf{D}^{(0)} + \mathbf{D}^{(1)}(\omega)$. Then, the static problem is first solved

$$\mathbf{D}^{(0)} \mathbf{Y}_n^{(0)} = -\Omega_n^{(0)} \mathbf{Y}_n^{(0)}, \quad (35)$$

and the perturbative correction to the n th eigenvalue $\Omega_n^{(0)}$ is computed as

$$\Omega_n^{(1)} = (\mathbf{Y}_n^{(0)})^\dagger \cdot \mathbf{D}^{(1)}(-\Omega_n^{(0)}) \cdot \mathbf{Y}_n^{(0)}. \quad (36)$$

Finally, the corrected eigenvalue is given by

$$\Omega_n = \Omega_n^{(0)} + Z_n \Omega_n^{(1)}, \quad (37)$$

where the renormalization factor is

$$Z_n = \left[1 - (\mathbf{Y}_n^{(0)})^\dagger \cdot \frac{\partial \mathbf{D}^{(1)}(-\omega)}{\partial \omega} \Big|_{\omega=\Omega_n^{(0)}} \cdot \mathbf{Y}_n^{(0)} \right]^{-1}. \quad (38)$$

III. APPROXIMATE KERNELS

Now that the general formalism has been discussed in details, some practical approximations will be presented. In particular, this section focus on kernel approximations. As mentioned in Sec. II C, this is not the only approximation made in practice as one must also choose an approximate form for the one-body propagator G . The effect of both sources of approximations will be gauged in Sec. V.

The present section is divided into various subsections, each corresponding to a given anomalous self-energy and its associated kernel. First, we will show that considering the static Bogoliubov self-energy leads to the ubiquitous pp-RPA kernel. Then, three kernels that go beyond pp-RPA will be presented. These are the direct analogs of well-known kernels that have been considered for the eh-BSE: a kernel based on a self-energy correct up to second order in the Coulomb interaction and kernels based on the GW and T -matrix self-energies. The corresponding spin-adapted matrix elements for each of these kernels are reported in the [Supplementary Material](#).

A. The first-order Coulomb kernel

The perturbation expansion of Σ^{ee} with respect to the Coulomb interaction has only one first-order term which reads¹⁰⁰

$$\Sigma_{\text{B}}^{\text{ee}}(11') = -i \int d(33') v(33'^+; 11'^{++}) G^{\text{ee}}(33'), \quad (39)$$

where

$$v(11'; 22') = \delta(12) \frac{\delta(t_1 - t_{1'})}{|\mathbf{r}_1 - \mathbf{r}_{1'}|} \delta(1'2'). \quad (40)$$

The resulting kernel $i\Xi_{\text{B}}^{\text{pp}}(11'; 22') = \bar{v}(11'; 22')/2 = [v(11'; 22') - v(11'; 2'2)]/2$ is simply the anti-symmetric Coulomb interaction. Hence, this is a static kernel that can be used without any further approximation. Once projected in a basis set, its matrix elements are simply $i(\Xi_{\text{B}}^{\text{pp}})_{pq}^{rs} = \langle pq || rs \rangle = \langle pq | rs \rangle - \langle pq | sr \rangle$, where the two-electron integrals in the spin-orbital basis are defined as

$$\langle pq | rs \rangle = \iint d\mathbf{x}_1 d\mathbf{x}_2 \frac{\psi_p(\mathbf{x}_1) \psi_q(\mathbf{x}_2) \psi_r(\mathbf{x}_1) \psi_s(\mathbf{x}_2)}{|\mathbf{r}_1 - \mathbf{r}_2|}. \quad (41)$$

Note that here and throughout the manuscript, we assume real orbitals. The corresponding matrix elements of the

linear eigenproblem read

$$\begin{aligned} C_{ab,cd}^{\text{RPA}} &= (\epsilon_a + \epsilon_b)\delta_{ac}\delta_{bd} + \langle ab||cd \rangle, \\ B_{ab,ij}^{\text{RPA}} &= \langle ab||ij \rangle, \\ D_{ij,kl}^{\text{RPA}} &= -(\epsilon_i + \epsilon_j)\delta_{ik}\delta_{jl} + \langle ij||kl \rangle, \end{aligned} \quad (42)$$

which is easily recognized to be the well-known pp-RPA eigenvalue problem.

In the absence of instabilities, which corresponds in this case to test the stability of the reference N -electron state towards a $(N \pm 2)$ -electron state,^{103,104} the pp-RPA problem yields two sets of eigenvalues: a set of positive eigenvalues corresponding to DEAs [$(N + 2)$ -electron states], and a set of negative eigenvalues corresponding to DIPs [$(N - 2)$ -electron states].

B. The second-order Coulomb kernel

As explained in Sec. II C, there are two second-order direct terms in the perturbative expansion of Σ^{ee} and only one contributes to Ξ^{pp} . This self-energy diagram is represented on the left side of Fig. 4. Σ^{ee} also contains two exchange terms and, for the same reason, only one yields a non-zero kernel. Once added up with the first-order term of Eq. (39), the second-order kernel reads¹⁰⁰

$$\Sigma^{\text{ee},(2)}(11') = -iW^{(2)}(33'; 11')G^{\text{ee}}(33'), \quad (43)$$

where the second-order effective interaction,

$$\begin{aligned} W^{(2)}(33'; 11') &= v(33'; 11') \\ &\quad - i\bar{v}(34'; 14)L_0(42; 4'2')\bar{v}(2'3'; 21'), \end{aligned} \quad (44)$$

has been introduced. It corresponds to an antisymmetrized Coulomb interaction “screened” up to second order in the Coulomb interaction. The differentiation of $\Sigma^{\text{ee},(2)}$ with respect to G^{ee} yields

$$i\Xi^{\text{pp},(2)}(11'; 22') = \frac{1}{2}[W^{(2)}(11'; 22') - W^{(2)}(11'; 2'2)]. \quad (45)$$

Because this kernel is frequency-dependent, one must either evaluate it at $\omega = 0$ or the corresponding approximate effective dynamic kernel has to be computed [see Eq. (30)]. The first choice leads to

$$i\Xi_{ab,cd}^{\text{pp},(2)} = W_{abcd}^{(2)} - W_{abdc}^{(2)}, \quad (46a)$$

$$i\Xi_{ab,ij}^{\text{pp},(2)} = W_{abij}^{(2)} - W_{abji}^{(2)}, \quad (46b)$$

$$i\Xi_{ij,kl}^{\text{pp},(2)} = W_{ijkl}^{(2)} - W_{ijlk}^{(2)}, \quad (46c)$$

where $W_{pqrs}^{(2)}$ is a short notation for $W_{pqrs}^{(2)}(\omega = 0)$. The matrix elements of the frequency-dependent effective interaction are given by

$$\begin{aligned} W_{pqrs}^{(2)}(\omega) &= \langle pq|rs \rangle + \\ &\quad \sum_{me} \left[\frac{\langle pm||re \rangle \langle eq||ms \rangle}{\omega - (\epsilon_e - \epsilon_m - i\eta)} - \frac{\langle pe||rm \rangle \langle mq||es \rangle}{\omega - (\epsilon_m - \epsilon_e + i\eta)} \right]. \end{aligned} \quad (47)$$

The dynamic kernel $\tilde{\Xi}^{\text{pp},(2)}$ is discussed in the [Supplementary Material](#).

C. The GW kernel

In the case of the eh propagator, the GW kernel is arguably the most successful in the context of quantum chemistry and condensed matter physics. Hence, a GW -like kernel for the pp channel is a natural target but it does require a GW -like self-energy approximation for Σ^{ee} . Such quantity can be obtained by generalizing Hedin’s equations to the Gorkov propagator, as shown in Ref. 105. For the sake of completeness, the derivation of $\Sigma^{\text{ee},GW}$ is also reported in the [Supplementary Material](#).

The resulting self-energy expression is

$$\Sigma^{\text{ee},GW}(11') = -iG^{\text{ee}}(33')W(33'; 11'), \quad (48)$$

and the associated kernel is

$$i\Xi^{\text{ee},GW}(11'; 22') = \frac{1}{2}[W(11'; 22') - W(11; 2'2)], \quad (49)$$

where W is the screened interaction computed at the eh-RPA level

$$\begin{aligned} W(11'; 22') &= v(11'; 22') \\ &\quad - iW(13; 23')L_0(4'3'; 43)v(1'4; 2'4'). \end{aligned} \quad (50)$$

Note that, for notational convenience, we use the same notation for W in Eq. (48) and for W in Eq. (49). However, the first contains both normal and anomalous bubbles and the latter only includes the normal bubbles as one sets $U \rightarrow 0$ according to Eq. (27).

We also note that contrary to the eh GW kernel where one usually neglects the term $\delta W/\delta G$ (which can be shown to be of second-order in W),^{56,93,106} this derivative is effectively zero for the pp channel as the anomalous propagator vanishes at $U = 0$. Another interesting property of this kernel is that it justifies the *ad hoc* kernel of Rohlfing and co-workers.¹⁰⁷ Indeed, while in the eh case only the exchange term is screened, the authors of Ref. 107 argued that one has to screen both the Hartree and exchange in the pp kernel using symmetry arguments. Therefore, Eq. (49) provides a first-principle justification for this choice.

In the static approximation, the matrix elements of the GW kernel are

$$i\Xi_{ab,cd}^{\text{pp},GW} = W_{abcd} - W_{abdc}, \quad (51a)$$

$$i\Xi_{ab,ij}^{\text{pp},GW} = W_{abij} - W_{abji}, \quad (51b)$$

$$i\Xi_{ij,kl}^{\text{pp},GW} = W_{ijkl} - W_{ijlk}, \quad (51c)$$

with $W_{pqrs} = W_{pqrs}(\omega = 0)$. The elements of the dynamically-screened interaction are given by

$$W_{pqrs}(\omega) = \langle pq|rs \rangle + \sum_{\mu} \left[\frac{M_{pr,\mu}M_{sq,\mu}}{\omega - \Omega_{\mu} + i\eta} - \frac{M_{rp,\mu}M_{qs,\mu}}{\omega + \Omega_{\mu} - i\eta} \right], \quad (52)$$

where the transition densities are

$$M_{pq,\mu} = \sum_{ia} [X_{ia,\mu} \langle ap|iq\rangle + Y_{ia,\mu} \langle ip|aq\rangle]. \quad (53)$$

Here, $X_{pq,\mu}$, $Y_{pq,\mu}$, and Ω_μ are the matrix elements of the eigenvectors and the eigenvalues of the (direct) eh-RPA problem, which is reported in the [Supplementary Material](#).

To conclude this subsection, the expression of the hh-hh GW effective dynamic kernel matrix elements are reported

$$\begin{aligned} i\tilde{\Xi}_{ij,kl}^{\text{pp},GW}(-\omega) &= \langle ij||kl\rangle \\ &+ \sum_{\mu} \frac{M_{ik,\mu}M_{lj,\mu} - M_{jk,\mu}M_{li,\mu}}{\omega - (-\epsilon_j - \epsilon_l + \Omega_\mu - i\eta)} \\ &+ \sum_{\mu} \frac{M_{ki,\mu}M_{jl,\mu} - M_{kj,\mu}M_{il,\mu}}{\omega - (-\epsilon_i - \epsilon_k + \Omega_\mu - i\eta)} \quad (54) \\ &+ \sum_{\mu} \frac{M_{ik,\mu}M_{lj,\mu} - M_{jk,\mu}M_{li,\mu}}{\omega - (-\epsilon_i - \epsilon_l + \Omega_\mu - i\eta)} \\ &+ \sum_{\mu} \frac{M_{ki,\mu}M_{jl,\mu} - M_{kj,\mu}M_{il,\mu}}{\omega - (-\epsilon_j - \epsilon_k + \Omega_\mu - i\eta)} \end{aligned}$$

The ee-hh and ee-ee blocks are reported in the [Supplementary Material](#).

D. The T -matrix kernel

Finally, the kernel based on the pp T -matrix effective interaction is discussed. The T -matrix anomalous self-energy approximation has been derived in a previous study by some of the authors⁹⁷ (see also Ref. 108). However, the associated pp kernel vanishes in the normal phase. Hence, there is no kernel of first order in T for the pp-BSE. This could have been anticipated as the pp T -matrix is already based on pp-RPA.⁹⁷

Computing the first vertex correction to this self-energy leads to an anomalous self-energy of second order in T which contains exactly one anomalous propagator⁹⁷

$$\Sigma^{\text{ee},(2T)}(11') = -iW^{(2T)}(33'; 11')G^{\text{ee}}(33'), \quad (55)$$

where the second-order effective interaction,

$$\begin{aligned} W^{(2T)}(33'; 11') &= v(33'; 11') \\ &- iT(34'; 14)L_0(42; 4'2')T(2'3'; 21'), \quad (56) \end{aligned}$$

Note that this self-energy is equivalent to the second-order self-energy of Eq. (43) where the antisymmetrized Coulomb interaction is replaced by the effective interaction T and thus leads to a kernel that is non-zero in the normal phase

$$i\Xi^{\text{pp},(2T)}(22'; 11') = \frac{1}{2}[W^{(2T)}(22'; 11') - W^{(2T)}(2'2; 11')], \quad (57)$$

where

$$\begin{aligned} W^{(2T)}(33'; 11') &= v(33'; 11') \\ &- iT(34'; 14)L_0(42; 4'2')T(2'3'; 21') \quad (58) \end{aligned}$$

is an effective interaction analog to $W^{(2)}$, but of second order in T instead of v . In the following, this kernel is computed under the approximation of a static effective interaction T . The derivation of the second-order kernel in a frequency-dependent effective interaction is beyond the scope of this work.

The matrix elements of the kernel $\Xi^{\text{pp},(2T)}$ are the same as in Eq. (46a) but with $W^{(2T)}$ instead of $W^{(2)}$. The matrix elements of this effective interaction are given by

$$\begin{aligned} W_{pqrs}^{(2T)}(\omega) &= \langle pq||rs\rangle \\ &+ \sum_{me} \left[\frac{T_{pmre}T_{eqms}}{\omega - (\epsilon_e - \epsilon_m - i\eta)} - \frac{T_{perm}T_{mqes}}{\omega - (\epsilon_m - \epsilon_e + i\eta)} \right], \quad (59) \end{aligned}$$

where $T_{pqrs} = T_{pqrs}(\omega = 0)$ and the pp T -matrix elements are

$$\begin{aligned} T_{pqrs}(\omega) &= \langle pq||rs\rangle \\ &+ \sum_{\nu} \frac{M_{pq,\nu}^{N+2}M_{rs,\nu}^{N+2}}{\omega - \Omega_{\nu}^{N+2} + i\eta} - \sum_{\nu} \frac{M_{pq,\nu}^{N-2}M_{rs,\nu}^{N-2}}{\omega - \Omega_{\nu}^{N-2} - i\eta}. \quad (60) \end{aligned}$$

Finally, the transition densities are defined as

$$M_{pq,\nu}^{N+2} = \sum_{c<d} \langle pq||cd\rangle X_{cd,\nu}^{N+2} + \sum_{k<l} \langle pq||kl\rangle Y_{kl,\nu}^{N+2}, \quad (61a)$$

$$M_{pq,\nu}^{N-2} = \sum_{c<d} \langle pq||cd\rangle X_{cd,\nu}^{N-2} + \sum_{k<l} \langle pq||kl\rangle Y_{kl,\nu}^{N-2}, \quad (61b)$$

where $X_{pq,\nu}^{N\pm 2}$, $Y_{pq,\nu}^{N\pm 2}$, and $\Omega_{\nu}^{N\pm 2}$ are the matrix elements of the eigenvectors and the eigenvalues of the pp-RPA problem and are explicitly defined in the [Supplementary Material](#).

IV. COMPUTATIONAL DETAILS

The set of molecules considered here is the same as in the recent benchmark of valence IPs and satellite transitions developed by some of the authors.¹⁰⁹ This work extends this benchmark by computing the exact lowest DIPs (singlet and triplet) of these 23 molecules. The calculations are performed in Dunning's aug-cc-pVTZ.^{110–113} The geometries are extracted from the QUEST database,^{37,114} meaning that they have been optimized at the CC3 level^{115,116} in the aug-cc-pVTZ basis set without frozen-core approximation. These reference values are computed using the QUANTUM PACKAGE implementation¹¹⁷ of the configuration interaction using a perturbative selection made iteratively (CIPSI)

method.^{118–123} The lowest DIPs of each molecule are obtained as energy differences between the neutral ground-state energy and the singlet and triplet cation ground-state energies. We refer the reader to Ref. 109 for a detailed discussion of the CIPSI extrapolation procedure which is employed to produce the full configuration interaction (FCI) estimates.

Additionally, the single-site double core ionizations of four molecules (H_2O , NH_3 , CH_4 , and CO) have been considered. In a single-site double core hole (DCH) state, the two $1s$ electrons are ionized from the same orbital, while in a double-site DCH state, the ionization process occurs on distinct $1s$ orbitals. Here, we only consider single-site DCHs. These calculations are performed in Dunning’s aug-cc-pCVTZ.^{110,111,124} The reference values have been computed under the core-valence separation (CVS) approximation which restricts the CI expansion to determinants with two core holes.^{125,126}

The various flavors of pp-BSE considered in Sec. V have been implemented in an open-source in-house program, named QUACK.¹²⁷ The implementation relies on a full diagonalization of the spin-adapted pp-BSE matrices. The machinery developed to reduce the cost of pp-RPA, such as Davidson diagonalization⁶¹ or active spaces,^{128,129} could be transposed to pp-BSE but this is beyond the scope of this work. In addition, for some starting points and kernels, the TDA had to be enforced for BN and C_2 as the pp-BSE eigenproblem is unstable, that is, the number of negative eigenvalues is larger than the number of DIPs.¹⁰⁴ Hence, for the sake of consistency, each BN and C_2 DIP has been computed within the TDA.

The underlying one-body Green’s function calculations [GW , $GF(2)$, and T -matrix] calculations rely on the linearized version of the quasiparticle equation (without self-consistency) to obtain the quasiparticle energies.¹³ The infinitesimal η is set to zero for all calculations except for the perturbative correction where a value of $0.05 E_h$ has been used. The starting point of the one-body Green’s calculations is always a (restricted) Hartree-Fock (HF) solution.

The ΔSCF calculations have been performed with QUANTUM PACKAGE. The determinants with two core holes have been optimized using the maximum overlap method (MOM).^{130–132} Finally, the DIP-EOM-CCSD calculations have been performed using Q-CHEM 6.2.1.¹³³

V. RESULTS

Doubly ionized molecules can be obtained through various processes such as direct single- or two-photon ionizations or indirect mechanisms like the Auger-Meitner effect.^{134,135} The theoretical understanding of the dication electronic structure is a crucial tool to precisely interpret the corresponding experimental spectra. For example, in a series of papers, Schirmer, Cederbaum, and co-workers applied the algebraic diagrammatic construction (ADC)^{136,137} to the pp propagator to compute va-

lence DIPs.^{138,139} The pp-ADC became, after the seminal ΔSCF study of Ortenburger and Bagus,¹⁴⁰ the method of choice to decipher experimental Auger spectra.^{141–146} Various other pp-propagator-based methods have also been considered to study this problem.^{147–152} Recently, highly correlated methods in combination with non-Hermitian extensions of quantum chemistry have been employed to go beyond the pp-ADC state-of-the-art for Auger spectra.^{153–156} In a different context, a clear theoretical understanding of DCH states allowed to precisely interpret the satellites of the corresponding spectra,^{157,158} as well as understanding the dynamics of these DCH states.^{159,160}

In the following section, the pp-BSE formalism is employed to compute valence and core DIPs. The accuracy of its various variants is assessed and discussed for both types of states.

A. Valence double ionization potentials

The first testbed of this study, designed to assess the various approximations of pp-BSE, is composed of the lowest singlet and triplet DIP of 23 small molecules. The set of molecules is the same as in the valence IP and satellite benchmark reported in Ref. 109. The FCI-quality reference DIPs have been obtained using the CIPSI algorithm and are reported in Table I. As mentioned earlier, there are two levels of approximations in pp-BSE, namely, the underlying one-body orbital energies and the choice of the kernel.

The impact of the one-body propagators is investigated first. The DIPs are computed with the pp-RPA first-order Coulomb kernel for various starting points, hence different orbital energies: HF, GW , T -matrix, and $GF(2)$. These are referred to as ppRPA@[HF, GW , GT , and $GF(2)$] and their respective values are gathered in Table I. Figure 5 presents the corresponding histograms of errors with respect to FCI. Before discussing these errors for DIPs, one should recall the error on single IPs of these four starting points. For a set of 58 valence IPs (of these 23 molecules), the mean absolute errors (MAEs) of these four methods are 1.30, 0.47, 0.49, and 0.81 eV while the mean signed errors (MSEs) are 1.23, 0.40, 0.01, and -0.55 eV.¹⁰⁹

The MAE and MSE associated with the pp-RPA@HF DIPs are 2.88 eV and 2.85 eV, respectively. This error is larger than the 1.30 eV MAE of HF IPs. However, the mean value of IPs and DIPs on these two sets are 16.29 and 38.51 eV, respectively. Hence, the ratios of MAE over mean value are similar: 0.07 for IPs and 0.08 for DIPs.

The GW one-body energies offer a quantitative improvement by decreasing the MAE by approximately 1 eV. In addition, the positive MSE, 1.95 eV, almost equal to the MAE, 1.96 eV, is in agreement with the ppRPA@ GW results of Noguchi and co-workers who also observed a systematic overestimation of DIPs for several small molecules.^{149–151} The ppRPA@ GT and ppRPA@ $GF(2)$ have a similar MAE, 1.27 and 1.01 eV, respectively. However, with a MSE of 0.17 eV, the ppRPA@ $GF(2)$ er-

TABLE I. DIPs (in eV) toward the singlet (left panel) and triplet (right panel) dication ground states in the aug-cc-pVTZ basis set computed at the FCI level and the pp-RPA level using various one-body energies: HF, GW , T -matrix, and GF(2).

Molecule	Singlet DIPs					Triplet DIPs				
	FCI	ppRPA@HF	ppRPA@ GW	ppRPA@ GT	ppRPA@GF(2)	FCI	ppRPA@HF	ppRPA@ GW	ppRPA@ GT	ppRPA@GF(2)
H ₂ O	41.43	47.00	45.22	43.94	42.39	40.29	46.18	44.50	43.27	41.80
HF	50.69	57.85	55.11	53.90	51.87	47.90	55.62	52.85	51.67	49.65
Ne	65.43	72.80	69.51	68.64	66.63	62.19	70.12	66.79	65.96	63.95
CH ₄	38.98	41.07	40.98	39.95	39.61	38.27	40.37	40.27	39.25	38.91
NH ₃	35.91	39.45	38.65	37.47	36.55	38.38	41.98	41.35	40.23	39.44
CO	41.29	43.99	42.83	41.71	40.75	41.56	42.61	42.00	41.06	40.54
N ₂	42.81	46.27	44.24	42.93	41.53	43.70	46.66	46.24	45.24	44.96
BF	34.53	34.72	35.47	34.50	34.67	38.47	39.33	38.12	37.29	36.44
LiF	40.00	46.75	43.89	42.77	40.47	37.35	44.71	41.81	40.73	38.44
BeO	32.18	36.43	35.20	33.73	32.00	31.43	35.06	33.78	32.36	30.63
BN	34.98	36.34	36.73	36.25	35.29	33.73	35.19	35.59	35.10	34.15
C ₂	35.98	37.58	38.58	38.74	38.88	37.07	36.50	37.50	37.66	37.80
CS	33.36	34.87	34.84	33.80	33.71	32.68	34.22	34.18	33.15	33.06
LiCl	30.83	33.18	32.60	32.03	31.62	29.35	31.80	31.21	30.65	30.24
F ₂	44.48	48.90	45.05	43.15	40.63	43.87	48.63	44.81	42.91	40.41
H ₂ S	31.75	32.81	32.98	32.19	32.19	32.77	34.16	34.21	33.45	33.38
PH ₃	31.15	31.94	32.39	31.47	31.57	32.38	33.22	33.38	32.58	32.54
HCl	37.17	39.17	38.87	38.21	38.03	35.61	37.70	37.39	36.74	36.56
Ar	44.74	47.14	46.49	45.98	45.73	42.98	45.42	44.77	44.26	44.01
SiH ₄	32.78	33.74	33.73	33.07	32.94	32.65	33.52	33.51	32.85	32.72
CH ₂ O	33.33	35.66	34.27	32.79	31.45	37.08	38.35	37.69	36.41	35.64
CO ₂	38.54	40.26	39.03	37.69	36.72	37.37	39.83	38.61	37.27	36.32
BH ₃	36.72	37.50	37.67	36.95	36.84	35.44	36.14	36.36	35.62	35.52
MSE		2.89	1.97	0.99	0.13		2.82	1.93	1.01	0.20
MAE		2.89	1.97	1.23	0.96		2.87	1.96	1.31	1.05
RMSE		3.55	2.27	1.58	1.32		3.66	2.39	1.71	1.28
SDE		2.11	1.16	1.25	1.34		2.39	1.45	1.41	1.29
Min		0.19	0.49	-1.32	-3.85		-0.57	-0.35	-1.18	-3.45
Max		7.37	4.42	3.21	2.90		7.93	4.95	3.78	1.76

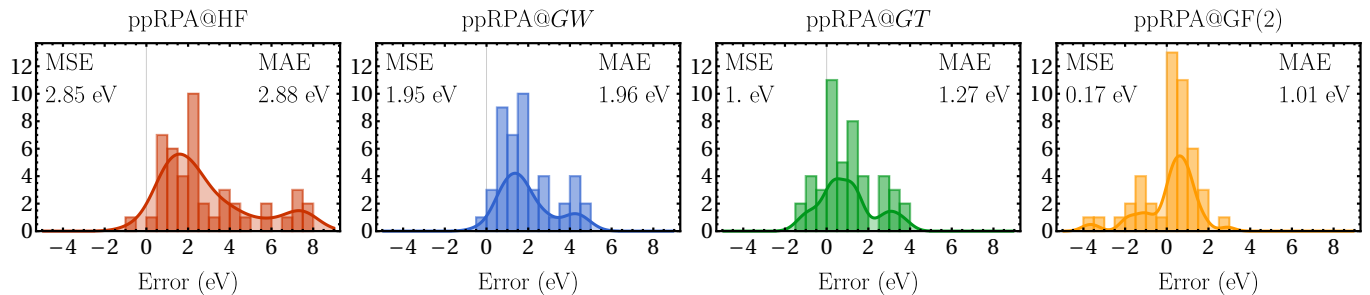


FIG. 5. Histogram of the errors (with respect to FCI) for the singlet and triplet principal DIP of 23 small molecules computed in the aug-cc-pVTZ basis set at the pp-RPA level using various one-body energies: HF, GW , T -matrix, and GF(2).

ror distribution is more centered around zero than its ppRPA@ GT counterpart with its MSE of 1.00 eV. Note that the decrease of the MSE along the series HF, GW , T -matrix, and GF(2) is the same as observed in the case of single IPs. The error spread, quantified by the root mean square error (RMSE) and the standard deviation error (SDE), is also decreased when using GW , T -matrix, and GF(2) orbital energies rather than HF. Finally, for these four methods, there is no noticeable difference between the MAE for singlets and triplets (see Table I).

Note that, for the GW , GF(2), and T -matrix self-energies, we rely on the one-shot scheme to compute the quasiparticle energies. The effect of self-consistency on the one-body energies has also been gauged by computing the pp-RPA DIPs based on $evGW$ ^{161–165} and $qsGW$ ^{165–170} starting points. The corresponding values are reported in the [Supplementary Material](#) and evidence that self-

consistency slightly improves both the IPs and DIPs.

Now that the effect of the one-body energies has been discussed in detail, approximate kernels going beyond the first-order static approximation will be considered. These kernels will be compared with the state-of-the-art wave function method for valence DIP, namely the DIP-EOM-CCSD. The corresponding values are reported in Table II. For this benchmark set, DIP-EOM-CCSD has a MAE of 0.57 eV and a MSE of 0.52 eV. We recall that its computational cost is $\mathcal{O}(N^6)$ where N is the size of the one-body basis set.

First, we focus on the GW kernel (see Sec. III C) which has been the most popular in the eh case. The results for the three variants of this kernel that will be discussed are reported in Table II, and the corresponding histograms of errors are displayed in Fig. 6. The static GW kernel, denoted as ppBSE@ GW , brings a quantitative improve-

TABLE II. DIPs (in eV) toward the singlet (left panel) and triplet (right panel) dication ground states in the aug-cc-pVTZ basis set for DIP-EOM-CCSD and three variants of pp-BSE corresponding to a static GW kernel (ppBSE@ GW), a static GW kernel within the TDA (TDA@ppBSE@ GW) and a dynamic GW kernel within the TDA (TDA@dynBSE@ GW). The renormalization factor associated with the dynamic correction, as defined in Eq. (38), is reported in parenthesis.

Molecule	Singlet DIPs				Triplet DIPs			
	DIP-CCSD	ppBSE@ GW	TDA ppBSE@ GW	TDA dynBSE@ GW	DIP-CCSD	ppBSE@ GW	TDA ppBSE@ GW	TDA dynBSE@ GW
H ₂ O	42.04	40.30	40.48	41.04(0.78)	41.06	40.25	40.30	41.17(0.85)
HF	51.53	49.22	49.35	50.22(0.80)	48.89	47.27	47.33	48.52(0.85)
Ne	66.16	63.15	63.30	64.43(0.84)	63.03	60.79	60.86	62.28(0.88)
CH ₄	39.29	39.31	39.37	39.78(0.94)	38.59	38.76	38.79	39.18(0.94)
NH ₃	36.25	34.94	35.13	35.53(0.81)	38.86	38.61	38.65	39.38(0.92)
CO	42.02	41.83	41.98	42.13(0.90)	42.19	41.57	41.59	41.68(0.97)
N ₂	43.94	44.10	44.16	44.19(0.96)	44.57	44.34	44.37	44.86(0.94)
BF	34.86	33.54	33.77	33.68(0.81)	38.59	38.01	38.02	38.14(0.98)
LiF	41.09	37.75	37.88	38.63(0.88)	38.59	36.00	36.05	36.83(0.82)
BeO	33.20	30.56	30.67	31.02(0.81)	31.37	29.39	29.43	29.94(0.78)
BN	35.33	33.94	33.94	34.27(0.83)	34.17	32.98	32.98	33.41(0.86)
C ₂	37.18	36.44	36.44	36.77(0.88)	36.34	35.52	35.52	35.91(0.90)
CS	34.02	33.79	33.84	34.09(0.95)	33.32	33.33	33.35	33.56(0.96)
LiCl	31.37	30.09	30.17	30.41(0.88)	29.94	29.02	29.05	29.34(0.86)
F ₂	45.41	45.05	45.18	45.19(0.99)	44.85	44.55	44.57	44.85(0.98)
H ₂ S	31.99	31.03	31.18	31.44(0.88)	33.09	32.79	32.82	33.06(0.92)
PH ₃	31.37	30.91	31.05	31.27(0.90)	32.61	32.62	32.64	32.78(0.95)
HCl	37.52	36.57	36.66	37.06(0.89)	36.01	35.41	35.44	35.87(0.91)
Ar	45.17	44.01	44.10	44.57(0.90)	43.45	42.66	42.70	43.18(0.92)
SiH ₄	33.01	33.36	33.38	33.49(0.98)	32.90	33.20	33.22	33.30(0.98)
CH ₂ O	33.85	33.15	33.24	33.52(0.94)	36.53	35.84	35.86	36.41(0.92)
CO ₂	39.10	38.45	38.50	38.79(0.97)	38.16	37.87	37.90	38.27(0.97)
BH ₃	36.90	36.72	36.78	36.97(0.95)	35.63	35.61	35.64	35.81(0.96)
MSE	0.59	-0.47	-0.38	-0.03	0.44	-0.27	-0.24	0.23
MAE	0.59	0.84	0.78	0.61	0.56	0.63	0.63	0.62
RMSE	0.67	1.03	0.97	0.72	0.64	0.82	0.81	0.73
SDE	0.32	0.94	0.91	0.74	0.47	0.80	0.79	0.71
Min	0.18	-2.28	-2.14	-1.37	-0.73	-2.04	-2.00	-1.49
Max	1.20	1.29	1.35	1.38	1.24	0.68	0.70	1.16

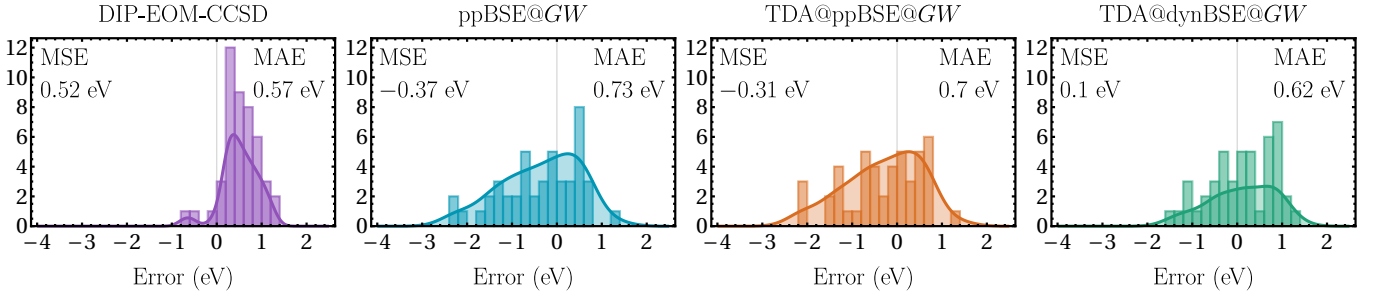


FIG. 6. Histogram of the errors (with respect to FCI) for the singlet and triplet principal DIP of 23 small molecules computed in the aug-cc-pVTZ basis set at various levels of theory. The leftmost panel gathers the DIP-EOM-CCSD results and the three other panels are based on pp-BSE with a static GW kernel (ppBSE@ GW), a static GW kernel within the TDA (TDA@ppBSE@ GW), and a dynamic GW kernel within the TDA (TDA@ppBSE@dynBSE), respectively.

ment with respect to both ppRPA@HF and ppRPA@ GW . However, the MAE of ppBSE@ GW , 0.73 eV, is still slightly higher than DIP-EOM-CCSD while having the same $\mathcal{O}(N^6)$ formal computational cost. The TDA of the static GW kernel (denoted as TDA@ppBSE@ GW) also has a computational cost of $\mathcal{O}(N^6)$ but with a much lower prefactor as its scaling is formally $\mathcal{O}(O^5V)$ while the full ppBSE@ GW is $\mathcal{O}(V^6)$ and DIP-EOM-CCSD is $\mathcal{O}(O^2V^4)$ (where O and V are the numbers of occupied and virtual spin-orbitals, respectively).¹⁷¹ Hence, TDA@ppBSE@ GW is much less expensive than ppBSE@ GW and DIP-EOM-CCSD. As one can see in

Fig. 6, this approximation does not quantitatively affect the MSE and MAE with respect to its ppBSE@ GW counterpart. The impact of the TDA is further investigated using various kernels in the [Supplementary Material](#). This shows that the effect (on average) of the TDA, as for the GW kernel, is to increase the DIPs with respect to the full pp-BSE scheme.

The last variant of the GW kernel that is considered is the perturbative correction accounting for dynamic effects. This correction is only considered in the TDA and the results are referred to as TDA@dynBSE@ GW in Table II and Fig. 6. For the 46 DIPs considered in this work, the dynamic correction is positive for 45 of them. For the

TABLE III. DIPs (in eV) toward the singlet (left panel) and triplet (right panel) dication ground states in the aug-cc-pVTZ basis set computed with pp-BSE using a static GF(2) kernel and a static T -matrix kernel.

Molecule	Singlet DIPs		Triplet DIPs	
	ppBSE@GF(2)	ppBSE@GT	ppBSE@GF(2)	ppBSE@GT
H ₂ O	36.54	41.51	35.90	40.93
HF	44.76	50.96	42.12	48.71
Ne	59.99	65.76	56.79	63.02
CH ₄	37.55	38.97	36.97	38.32
NH ₃	32.40	35.75	35.73	38.65
CO	39.46	42.04	41.04	41.36
N ₂	42.47	44.04	43.11	44.40
BF	30.30	33.79	37.02	37.55
LiF	32.92	40.31	30.29	38.25
BeO	24.38	31.42	22.95	30.03
BN	31.40	35.85	29.84	34.67
C ₂	37.10	37.95	35.88	36.84
CS	30.29	33.51	32.35	32.90
LiCl	28.81	30.93	27.58	29.61
F ₂	42.22	44.79	40.14	44.28
H ₂ S	29.55	31.22	31.58	32.61
PH ₃	28.84	30.63	31.62	32.11
HCl	35.76	37.05	34.20	35.68
Ar	43.07	44.78	41.56	43.15
SiH ₄	32.48	32.83	32.39	32.64
CH ₂ O	30.32	32.60	33.25	35.61
CO ₂	37.00	38.37	35.96	37.77
BH ₃	36.00	36.60	34.99	35.36
MSE	-2.85	0.11	-2.58	0.08
MAE	2.94	0.45	2.58	0.50
RMSE	3.58	0.64	3.44	0.65
SDE	2.22	0.65	2.32	0.66
Min	-7.80	-0.77	-8.48	-1.48
Max	1.12	1.97	-0.26	0.93

DIPs that were already overestimated at the static level, this positive shift slightly worsened the results. However, on average, this perturbative correction improves the results as the MAE (0.62 eV) is decreased with respect to the static case. Hence, the TDA@dynBSE@GW method has almost the same accuracy as the EOM-DIP-CCSD while being more centered around zero (MSE of 0.1 eV). Regarding its cost, computing the dynamic correction scales as $\mathcal{O}(O^5V)$, but this task has to be performed for each eigenvalue one is willing to correct. Note that the TDA@dynBSE@GW results have been obtained using $\eta = 0.05 E_h$ in order to regularize the diverging denominators of Eq. (54). The renormalization factor associated with the dynamic correction is reported in parenthesis in Table II. The smallest factor among this set is 0.78 which shows that, at least under regularization, the perturbation theory is well-behaved. Finally, the dynamically-corrected GW kernel negates the MAE discrepancy between singlets and triplets that can be observed at the static level.

To conclude this section, we discuss alternative kernels based on second-order or T -matrix self-energies. The 46 DIPs have been computed using the GF(2) kernel under the static approximation and the results are reported in Table IV under the label ppBSE@GF(2). As shown by the corresponding histogram of errors (see Fig. 7), the static second-order kernel performs as poorly as ppRPA@HF but with a MSE of the opposite sign. As for the GW case, the effect of the one-body energies and the kernel adds up, leading to a decrease in the DIPs with respect

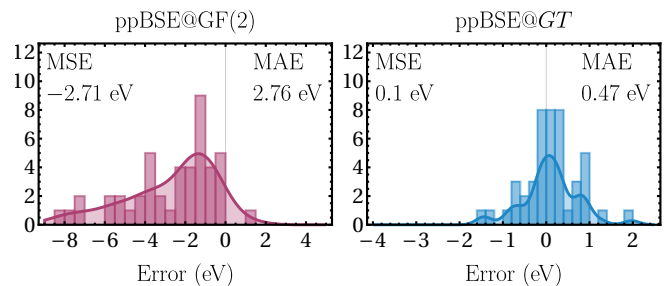


FIG. 7. Histogram of the errors (with respect to FCI) for the singlet and triplet principal DIP of 23 small molecules computed using the aug-cc-pVTZ basis set using a static GF(2) kernel and a static T -matrix kernel.

to ppRPA@HF. However, in the GF(2) case, these two corrections are too large, and, hence, the ppBSE@GF(2) correction is overestimated and does not improve the result on average.

The performance of the second-order T -matrix kernel, discussed in Sec. III D, is also investigated. This kernel is considered in the static limit and is denoted as ppBSE@GT. The corresponding numerical results are displayed in Table IV and Fig. 7. This method achieves the best MAE (0.47 eV) among all the methods considered in this work. Hence, as the GW kernel, the ppBSE@GT also achieves a correct balance between the corrections coming from the one-body energies and the kernel. On the other hand, this kernel is also more expensive than the GW and GF(2) ones as it requires the computation of the tensor elements associated with the effective interaction T [see Eq. (60)] which formally scales as $\mathcal{O}(N^4OV)$. Note also that, in the static T -matrix case, there is no noticeable difference in accuracy between singlet and triplet DIPs.

B. Double core hole states

DCH states were first discussed by Cederbaum and co-workers, who showed that they are significantly more sensitive to the chemical environment than single-core holes.^{172,173} This theoretical prediction was later experimentally confirmed by several research groups.^{159,160,174,175} Cederbaum's seminal works have since inspired numerous studies on DCH states using state-specific correlated methods.^{157,158,176–178} These theoretical developments have been instrumental in accurately interpreting the satellite structure observed in some DCH spectra.^{157,158}

The DIPs corresponding to DCH states are naturally captured within the poles of the two-body pp propagator [see Eq. (12)]. Table IV presents single-site DCH energies for two different kernels: the pp-RPA kernel (Sec. III A) and the static GW kernel (Sec. III C). The results are compared with mean-field state-specific (Δ SCF) DCH energies obtained using MOM. Finally, the reference en-

TABLE IV. Single-site DCH energies (in eV) computed at various levels of theory with the aug-cc-pCVTZ basis set. The asterisk indicates the ionization site.

Molecule	FCI	Δ SCF	ppRPA	ppBSE@GW
H ₂ O*	1172.9	1170.9	1247.9	1186.9
N*H ₃	892.2	890.9	957.5	906.6
C*H ₄	651.3	650.8	704.6	664.8
CO*	1177.0	1174.5	1253.4	1209.4
C*O	665.9	667.7	713.4	678.0

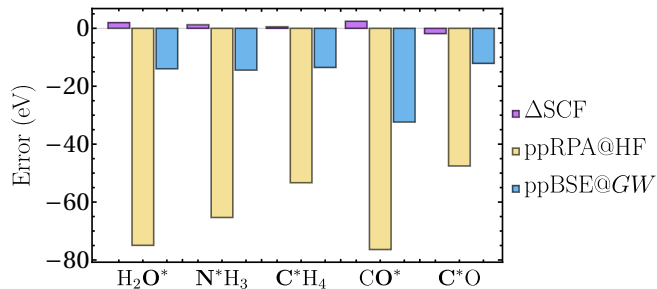


FIG. 8. Errors (with respect to CVS-FCI) associated with single-site DCH energies computed in the aug-cc-pCVTZ basis set at the ppRPA@HF, ppBSE@GW, and Δ SCF levels. The asterisk indicates the ionization site.

ergies are of FCI quality and have been computed using the CIPSI algorithm under the CVS approximation on top of the corresponding Δ SCF determinant. In the case of DCHs, the CVS approximation constrains the determinants in the CI expansion to be doubly core ionized configurations.

Figure 8 shows the error of the three approximate methods considered in this work. It is readily seen that the ppBSE@GW largely improves the DCH energies with respect to ppRPA@HF. However, the minimal error for ppBSE@GW remains as large as 12 eV, while the maximum error at the Δ SCF level is only 2.5 eV. This significant performance disparity arises from the inclusion of orbital relaxation effects at the MOM level, which are absent in the linear-response approach. This comparison highlights that while kernel improvements enhance results in the linear-response framework, state-specific formalisms should be preferred when available for core-ionized states. Nevertheless, the improvement offered by ppBSE@GW can be valuable in cases where state-specific approaches are challenging to implement, as in periodic systems.^{179–182}

VI. CONCLUSION

This work provides an in-depth discussion of the eh and pp components of the two-body propagator, highlighting their similarities from the perspectives of both correlation functions and linear response theory. In particular, it demonstrates that the response of an anomalous prop-

agator to a pairing field yields a kernel expression for the pp-BSE that is fully analogous to the standard eh-BSE kernel. This kernel has been explicitly calculated for common self-energy approximations, including the first- and second-order Coulomb self-energies. Additionally, approximate kernels derived from effective interactions, specifically W (based on bubble diagrams) and T (based on pp-ladder diagrams), are discussed in detail. These approximate pp kernels hold potential in other contexts, such as the three-body propagator equations, which usually rely on the Coulomb kernel or *ad hoc* kernels.^{107,183,184}

The performance of these various approximations has been assessed for valence and core DIPs. The influence of the choice of the starting point and of the kernels has been investigated across a set of 46 DIPs. It has been shown that the static GW kernel under the TDA is only slightly worse than DIP-EOM-CCSD but with a much lower computational cost. Furthermore, adding a perturbative correction on top of the pp-BSE brings it even closer to the DIP-EOM-CCSD accuracy. On the other hand, the second-order Coulomb kernel performs poorly for DIPs. However, the second-order kernel relying on the pp T -matrix effective interaction is more accurate than ppBSE@GW and DIP-EOM-CCSD on average, albeit with a higher computational cost. Finally, it has been shown that the GW kernel also provides a quantitative improvement over pp-RPA for core DIPs.

While this work has focused on DIPs, the accuracy of the various kernels for DEAs is an obvious and interesting follow-up of this work. However, systems capable of binding two electrons are generally spatially large, posing challenges for our current computational implementations. In addition, the DEAs of the $(N-2)$ -electron system computed at the pp-RPA level have been extensively used to compute neutral excitation energies of the N -electron system.^{60–66} Comparing the performance of various kernels within this framework would be valuable. Finally, the adiabatic connection fluctuation dissipation theorem which has been applied to the two-body eh propagator to compute correlation energies could be transposed to the pp case as well.^{82,83,185–187} This is left for future work.

SUPPLEMENTARY MATERIAL

See the [Supplementary Material](#) for a detailed derivation of every equation presented in the main manuscript and additional results on the pp-RPA starting-point dependence and the TDA.

ACKNOWLEDGMENTS

The authors thank Noam Mandin for fruitful discussion at the early stage of this project. This project has received funding from the European Research Council (ERC) under the European Union’s Horizon 2020 research and innovation programme (Grant agreement No. 863481).

DATA AVAILABILITY STATEMENT

The data that supports the findings of this study are available within the article and its supplementary material.

- ¹D. Bohm and D. Pines, “A collective description of electron interactions. I. magnetic interactions,” *Phys. Rev.* **82**, 625–634 (1951).
- ²D. Pines and D. Bohm, “A collective description of electron interactions: II. collective vs individual particle aspects of the interactions,” *Phys. Rev.* **85**, 338–353 (1952).
- ³D. Bohm and D. Pines, “A collective description of electron interactions: III. coulomb interactions in a degenerate electron gas,” *Phys. Rev.* **92**, 609–625 (1953).
- ⁴P. Nozières and D. Pines, “Correlation energy of a free electron gas,” *Phys. Rev.* **111**, 442–454 (1958).
- ⁵M. Gell-Mann and K. A. Brueckner, “Correlation Energy of an Electron Gas at High Density,” *Phys. Rev.* **106**, 364–368 (1957).
- ⁶The aforementioned RPA formalism is usually referred to as particle-hole (ph) RPA. However, for notational consistency, we prefer the terminology eh-RPA in the present context.
- ⁷R. M. Martin, L. Reining, and D. M. Ceperley, *Interacting Electrons: Theory and Computational Approaches* (Cambridge University Press, 2016).
- ⁸D. Lu, Y. Li, D. Rocca, and G. Galli, “Ab initio Calculation of van der Waals Bonded Molecular Crystals,” *Phys. Rev. Lett.* **102**, 206411 (2009).
- ⁹W. Zhu, J. Toulouse, A. Savin, and J. G. Ángyán, “Range-separated density-functional theory with random phase approximation applied to noncovalent intermolecular interactions,” *J. Chem. Phys.* **132**, 244108 (2010).
- ¹⁰B. D. Nguyen, G. P. Chen, M. M. Agee, A. M. Burow, M. P. Tang, and F. Furche, “Divergence of Many-Body Perturbation Theory for Noncovalent Interactions of Large Molecules,” *J. Chem. Theory Comput.* **16**, 2258–2273 (2020).
- ¹¹L. Reining, “The GW approximation: Content, successes and limitations,” *WIREs Comput. Mol. Sci.* **8**, e1344 (2018).
- ¹²D. Golze, M. Dvorak, and P. Rinke, “The GW Compendium: A Practical Guide to Theoretical Photoemission Spectroscopy,” *Front. Chem.* **7**, 377 (2019).
- ¹³A. Marie, A. Ammar, and P.-F. Loos, “The GW approximation: A quantum chemistry perspective,” in *Advances in Quantum Chemistry*, Novel Treatments of Strong Correlations, Vol. 90 (2024) pp. 157–184.
- ¹⁴L. X. Benedict, E. L. Shirley, and R. B. Bohn, “Theory of optical absorption in diamond, Si, Ge, and GaAs,” *Phys. Rev. B* **57**, R9385–R9387 (1998).
- ¹⁵L. X. Benedict, E. L. Shirley, and R. B. Bohn, “Optical absorption of insulators and the electron-hole interaction: An ab initio calculation,” *Phys. Rev. Lett.* **80**, 4514–4517 (1998).
- ¹⁶M. Rohlfing and S. G. Louie, “Electron-hole excitations in semiconductors and insulators,” *Phys. Rev. Lett.* **81**, 2312–2315 (1998).
- ¹⁷M. Rohlfing and S. G. Louie, “Electron-hole excitations and optical spectra from first principles,” *Phys. Rev. B* **62**, 4927–4944 (2000).
- ¹⁸D. J. Rowe, “Methods for calculating ground-state correlations of vibrational nuclei,” *Phys. Rev.* **175**, 1283 (1968).
- ¹⁹D. J. Rowe, “Equations-of-Motion Method and the Extended Shell Model,” *Rev. Mod. Phys.* **40**, 153–166 (1968).
- ²⁰F. Mertins, J. Schirmer, and A. Tarantelli, “Algebraic propagator approaches and intermediate-state representations. II. The equation-of-motion methods for N , $N \pm 1$, and $N \pm 2$ electrons,” *Phys. Rev. A* **53**, 2153–2168 (1996).
- ²¹J. Simons, “Equations of motion methods for computing electron affinities and ionization potentials,” in *Theory and Applications of Computational Chemistry* (2005) pp. 443–464.
- ²²E. Runge and E. K. U. Gross, “Density-functional theory for time-dependent systems,” *Phys. Rev. Lett.* **52**, 997–1000 (1984).
- ²³C. Ullrich, *Time-Dependent Density-Functional Theory: Concepts and Applications*, Oxford Graduate Texts (Oxford University Press, New York, 2012).
- ²⁴E. E. Salpeter and H. A. Bethe, “A relativistic equation for bound-state problems,” *Phys. Rev.* **84**, 1232 (1951).
- ²⁵G. Strinati, “Application of the Green’s functions method to the study of the optical properties of semiconductors,” *Riv. Nuovo Cimento* **11**, 1–86 (1988).
- ²⁶X. Blase, I. Duchemin, and D. Jacquemin, “The Bethe-Salpeter equation in chemistry: relations with TD-DFT, applications and challenges,” *Chem. Soc. Rev.* **47**, 1022–1043 (2018).
- ²⁷X. Blase, I. Duchemin, D. Jacquemin, and P.-F. Loos, “The Bethe-Salpeter equation formalism: From physics to chemistry,” *J. Phys. Chem. Lett.* **11**, 7371–7382 (2020).
- ²⁸M. E. Casida, C. Jamorski, K. C. Casida, and D. R. Salahub, “Molecular excitation energies to high-lying bound states from time-dependent density-functional response theory: Characterization and correction of the time-dependent local density approximation ionization threshold,” *J. Chem. Phys.* **108**, 4439–4449 (1998).
- ²⁹A. Dreuw, J. L. Weisman, and M. Head-Gordon, “Long-range charge-transfer excited states in time-dependent density functional theory require non-local exchange,” *J. Chem. Phys.* **119**, 2943–2946 (2003).
- ³⁰M. J. G. Peach, M. J. Williamson, and D. J. Tozer, “Influence of Triplet Instabilities in TDDFT,” *J. Chem. Theory Comput.* **7**, 3578–3585 (2011).
- ³¹B. Le Guennic and D. Jacquemin, “Taking up the cyanine challenge with quantum tools,” *Acc. Chem. Res.* **48**, 530–537 (2015).
- ³²J. P. Perdew and K. Schmidt, “Jacob’s ladder of density functional approximations for the exchange-correlation energy,” *AIP Conf. Proc.* **577**, 1 (2001).
- ³³A. M. Teale, T. Helgaker, A. Savin, C. Adamo, B. Aradi, A. V. Arbuznikov, P. W. Ayers, E. J. Baerends, V. Barone, P. Calaminici, E. Cancès, E. A. Carter, P. K. Chattaraj, H. Chermette, I. Ciofini, T. D. Crawford, F. De Proft, J. F. Dobson, C. Draxl, T. Frauenheim, E. Fromager, P. Fuentealba, L. Gagliardi, G. Galli, J. Gao, P. Geerlings, N. Gidopoulos, P. M. W. Gill, P. Gori-Giorgi, A. Görling, T. Gould, S. Grimme, O. Gritsenko, H. J. A. Jensen, E. R. Johnson, R. O. Jones, M. Kaupp, A. M. Köster, L. Kronik, A. I. Krylov, S. Kvaal, A. Laestadius, M. Levy, M. Lewin, S. Liu, P.-F. Loos, N. T. Maitra, F. Neese, J. P. Perdew, K. Pernal, P. Pernot, P. Piecuch, E. Rebolini, L. Reining, P. Romaniello, A. Ruzsinszky, D. R. Salahub, M. Scheffler, P. Schwerdtfeger, V. N. Staroverov, J. Sun, E. Tellgren, D. J. Tozer, S. B. Trickey, C. A. Ullrich, A. Vela, G. Vignale, T. A. Wesolowski, X. Xu, and W. Yang, “DFT exchange: sharing perspectives on the workhorse of quantum chemistry and materials science,” *Phys. Chem. Chem. Phys.* **24**, 28700–28781 (2022).
- ³⁴S. Hirata, M. Nooijen, and R. J. Bartlett, “High-order determinantal equation-of-motion coupled-cluster calculations for electronic excited states,” *Chem. Phys. Lett.* **326**, 255–262 (2000).
- ³⁵M. Kállay and J. Gauss, “Calculation of excited-state properties using general coupled-cluster and configuration-interaction models,” *J. Chem. Phys.* **121**, 9257–9269 (2004).
- ³⁶D. A. Matthews and J. F. Stanton, “Non-orthogonal spin-adaptation of coupled cluster methods: A new implementation of methods including quadruple excitations,” *J. Chem. Phys.* **142**, 064108 (2015).
- ³⁷P.-F. Loos, A. Scemama, and D. Jacquemin, “The quest for highly accurate excitation energies: A computational perspective,” *J. Phys. Chem. Lett.* **11**, 2374–2383 (2020).
- ³⁸P.-F. Loos, D. A. Matthews, F. Lipparini, and D. Jacquemin, “How accurate are EOM-CC4 vertical excitation energies?” *J. Chem. Phys.* **154**, 221103 (2021).
- ³⁹P. C. Martin and J. Schwinger, “Theory of Many-Particle Systems. I,” *Phys. Rev.* **115**, 1342–1373 (1959).

- ⁴⁰J.-W. van der Horst, P. A. Bobbert, M. A. J. Michels, G. Brocks, and P. J. Kelly, "Ab initio calculation of the electronic and optical excitations in polythiophene: Effects of intra- and interchain screening," *Phys. Rev. Lett.* **83**, 4413–4416 (1999).
- ⁴¹M. Rohlfing and S. G. Louie, "Excitons and optical spectrum of the Si(111) – (2 × 1) surface," *Phys. Rev. Lett.* **83**, 856–859 (1999).
- ⁴²P. Boulanger, D. Jacquemin, I. Duchemin, and X. Blase, "Fast and accurate electronic excitations in cyanines with the many-body Bethe-Salpeter approach," *J. Chem. Theory Comput.* **10**, 1212–1218 (2014).
- ⁴³F. Bruneval, S. M. Hamed, and J. B. Neaton, "A systematic benchmark of the ab initio bethe-salpeter equation approach for low-lying optical excitations of small organic molecules," *J. Chem. Phys.* **142**, 244101 (2015).
- ⁴⁴D. Jacquemin, I. Duchemin, and X. Blase, "Benchmarking the Bethe-Salpeter Formalism on a Standard Organic Molecular Set," *J. Chem. Theory Comput.* **11**, 3290–3304 (2015).
- ⁴⁵D. Hirose, Y. Noguchi, and O. Sugino, "All-electron *GW*+Bethe-Salpeter calculations on small molecules," *Phys. Rev. B* **91**, 205111 (2015).
- ⁴⁶D. Jacquemin, I. Duchemin, and X. Blase, "Is the Bethe-Salpeter formalism accurate for excitation energies? comparisons with TD-DFT, CASPT2, and EOM-CCSD," *J. Phys. Chem. Lett.* **8**, 1524–1529 (2017).
- ⁴⁷D. Jacquemin, I. Duchemin, A. Blondel, and X. Blase, "Benchmark of Bethe-Salpeter for triplet excited-states," *J. Chem. Theory Comput.* **13**, 767–783 (2017).
- ⁴⁸X. Gui, C. Holzer, and W. Klopper, "Accuracy assessment of *GW* starting points for calculating molecular excitation energies using the Bethe-Salpeter Formalism," *J. Chem. Theory Comput.* **14**, 2127–2136 (2018).
- ⁴⁹C. Liu, J. Kloppenburg, Y. Yao, X. Ren, H. Appel, Y. Kanai, and V. Blum, "All-electron ab initio Bethe-Salpeter equation approach to neutral excitations in molecules with numeric atom-centered orbitals," *J. Chem. Phys.* **152**, 044105 (2020).
- ⁵⁰P.-F. Loos, M. Comin, X. Blase, and D. Jacquemin, "Reference energies for intramolecular charge-transfer excitations," *J. Chem. Theory Comput.* **17**, 3666–3686 (2021).
- ⁵¹I. Knysh, F. Lipparini, A. Blondel, I. Duchemin, X. Blase, P.-F. Loos, and D. Jacquemin, "Reference cc3 excitation energies for organic chromophores: Benchmarking td-dft, bse/gw, and wave function methods," *J. Chem. Theory Comput.* **20**, 8152–8174 (2024).
- ⁵²D. Zhang, S. N. Steinmann, and W. Yang, "Dynamical second-order Bethe-Salpeter equation kernel: A method for electronic excitation beyond the adiabatic approximation," *J. Chem. Phys.* **139**, 154109 (2013).
- ⁵³E. Rebolini and J. Toulouse, "Range-separated time-dependent density-functional theory with a frequency-dependent second-order Bethe-Salpeter correlation kernel," *J. Chem. Phys.* **144**, 094107 (2016).
- ⁵⁴P.-F. Loos and P. Romaniello, "Static and dynamic Bethe-Salpeter equations in the *T*-matrix approximation," *J. Chem. Phys.* **156**, 164101 (2022).
- ⁵⁵R. Orlando, P. Romaniello, and P.-F. Loos, "Exploring new exchange-correlation kernels in the Bethe-Salpeter equation: A study of the asymmetric hubbard dimer," in *Advances in Quantum Chemistry* (Elsevier, 2023) pp. 183–211.
- ⁵⁶E. Monino and P.-F. Loos, "Connections and performances of Green's function methods for charged and neutral excitations," *J. Chem. Phys.* **159**, 034105 (2023).
- ⁵⁷P. Ring and P. Schuck, *The Nuclear Many-Body Problem* (Springer, 2004).
- ⁵⁸N. Fukuda, F. Iwamoto, and K. Sawada, "Linearized Many-Body Problem," *Phys. Rev.* **135**, A932–A944 (1964).
- ⁵⁹R. D. Mattuck, *A guide to Feynman diagrams in the many-body problem*, 2nd ed., Dover books on physics and chemistry (Dover Publications, New York, 1992).
- ⁶⁰Y. Yang, H. van Aggelen, and W. Yang, "Double, Rydberg and charge transfer excitations from pairing matrix fluctuation and particle-particle random phase approximation," *J. Chem. Phys.* **139**, 224105 (2013).
- ⁶¹Y. Yang, D. Peng, J. Lu, and W. Yang, "Excitation energies from particle-particle random phase approximation: Davidson algorithm and benchmark studies," *J. Chem. Phys.* **141**, 124104 (2014).
- ⁶²Y. Yang, D. Peng, E. R. Davidson, and W. Yang, "Singlet-Triplet Energy Gaps for Diradicals from Particle-Particle Random Phase Approximation," *J. Phys. Chem. A* **119**, 4923–4932 (2015).
- ⁶³Y. Yang, L. Shen, D. Zhang, and W. Yang, "Conical Intersections from Particle-Particle Random Phase and Tamm-Dancoff Approximations," *J. Phys. Chem. Lett.* **7**, 2407–2411 (2016).
- ⁶⁴Y. Yang, A. Dominguez, D. Zhang, V. Lutsker, T. A. Niehaus, T. Frauenheim, and W. Yang, "Charge transfer excitations from particle-particle random phase approximation—Opportunities and challenges arising from two-electron deficient systems," *J. Chem. Phys.* **146**, 124104 (2017).
- ⁶⁵J. Li, Y. Jin, J. Yu, W. Yang, and T. Zhu, "Accurate Excitation Energies of Point Defects from Fast Particle-Particle Random Phase Approximation Calculations," *J. Phys. Chem. Lett.* **15**, 2757–2764 (2024).
- ⁶⁶J. Li, Y. Jin, J. Yu, W. Yang, and T. Zhu, "Particle-Particle Random Phase Approximation for Predicting Correlated Excited States of Point Defects," *J. Chem. Theory Comput.* **20**, 7979–7989 (2024).
- ⁶⁷C. Bannwarth, J. K. Yu, E. G. Hohenstein, and T. J. Martínez, "Hole-hole tamm-dancoff-approximated density functional theory: A highly efficient electronic structure method incorporating dynamic and static correlation," *J. Chem. Phys.* **153**, 024110 (2020).
- ⁶⁸K. W. Sattelmeyer, H. F. Schaefer III, and J. F. Stanton, "Use of 2h and 3hp-like coupled-cluster Tamm-Dancoff approaches for the equilibrium properties of ozone," *Chem. Phys. Lett.* **378**, 42–46 (2003).
- ⁶⁹M. Musiał, A. Perera, and R. J. Bartlett, "Multireference coupled-cluster theory: The easy way," *J. Chem. Phys.* **134**, 114108 (2011).
- ⁷⁰M. Musiał, L. Lupa, K. Szopa, and S. A. Kucharski, "Potential energy curves via double ionization potential calculations: Example of 1,2-diazene molecule," *Struct. Chem.* **23**, 1377–1382 (2012).
- ⁷¹J. Shen and P. Piecuch, "Doubly electron-attached and doubly ionized equation-of-motion coupled-cluster methods with 4-particle-2-hole and 4-hole-2-particle excitations and their active-space extensions," *J. Chem. Phys.* **138**, 194102 (2013).
- ⁷²M. Musiał, L. Lupa, and S. A. Kucharski, "Equation-of-motion coupled cluster method for high spin double electron attachment calculations," *J. Chem. Phys.* **140**, 114107 (2014).
- ⁷³A. Perera, R. W. Molt, V. F. Lotrich, and R. J. Bartlett, "Singlet-triplet separations of di-radicals treated by the DEA/DIP-EOM-CCSD methods," in *Isaiah Shavitt: A Memorial Festschrift from Theoretical Chemistry Accounts*, edited by R. Shepard, R. M. Pitzer, and T. Dunning (Berlin, Heidelberg, 2016) pp. 153–165.
- ⁷⁴S. Gulania, E. F. Kjønstad, J. F. Stanton, H. Koch, and A. I. Krylov, "Equation-of-motion coupled-cluster method with double electron-attaching operators: Theory, implementation, and benchmarks," *J. Chem. Phys.* **154**, 114115 (2021).
- ⁷⁵A. I. Krylov, "Size-consistent wave functions for bond-breaking: the equation-of-motion spin-flip model," *Chem. Phys. Lett.* **338**, 375–384 (2001).
- ⁷⁶A. I. Krylov, "Spin-flip configuration interaction: An electronic structure model that is both variational and size-consistent," *Chem. Phys. Lett.* **350**, 522–530 (2001).
- ⁷⁷Y. Shao, M. Head-Gordon, and A. I. Krylov, "The spin-flip approach within time-dependent density functional theory: Theory and applications to diradicals," *J. Chem. Phys.* **118**, 4807–4818 (2003).

- ⁷⁸A. I. Krylov, “Spin-flip equation-of-motion coupled-cluster electronic structure method for a description of excited states, bond breaking, diradicals, and triradicals,” *Acc. Chem. Res.* **39**, 83–91 (2006).
- ⁷⁹Y. A. Bernard, Y. Shao, and A. I. Krylov, “General formulation of spin-flip time-dependent density functional theory using non-collinear kernels: Theory, implementation, and benchmarks,” *J. Chem. Phys.* **136**, 204103 (2012).
- ⁸⁰D. Lefrançois, M. Wormit, and A. Dreuw, “Adapting algebraic diagrammatic construction schemes for the polarization propagator to problems with multi-reference electronic ground states exploiting the spin-flip ansatz,” *J. Chem. Phys.* **143**, 124107 (2015).
- ⁸¹E. Monino and P.-F. Loos, “Spin-conserved and spin-flip optical excitations from the Bethe-Salpeter equation formalism,” *J. Chem. Theory Comput.* **17**, 2852–2867 (2021).
- ⁸²H. van Aggelen, Y. Yang, and W. Yang, “Exchange-correlation energy from pairing matrix fluctuation and the particle-particle random-phase approximation,” *Phys. Rev. A* **88**, 030501 (2013).
- ⁸³H. van Aggelen, Y. Yang, and W. Yang, “Exchange-correlation energy from pairing matrix fluctuation and the particle-particle random phase approximation,” *J. Chem. Phys.* **140**, 18A511 (2014).
- ⁸⁴L. N. Oliveira, E. K. U. Gross, and W. Kohn, “Density-Functional Theory for Superconductors,” *Phys. Rev. Lett.* **60**, 2430–2433 (1988).
- ⁸⁵M. Lüders, M. A. L. Marques, N. N. Lathiotakis, A. Floris, G. Profeta, L. Fast, A. Continenza, S. Massidda, and E. K. U. Gross, “Ab initio theory of superconductivity. I. Density functional formalism and approximate functionals,” *Phys. Rev. B* **72**, 024545 (2005).
- ⁸⁶M. A. L. Marques, M. Lüders, N. N. Lathiotakis, G. Profeta, A. Floris, L. Fast, A. Continenza, E. K. U. Gross, and S. Massidda, “Ab initio theory of superconductivity. II. Application to elemental metals,” *Phys. Rev. B* **72**, 024546 (2005).
- ⁸⁷G. Csanak, H. Taylor, and R. Yaris, “Green’s function technique in atomic and molecular physics,” in *Advances in atomic and molecular physics*, Vol. 7 (Elsevier, 1971) pp. 287–361.
- ⁸⁸S. Suhai, “Quasiparticle energy-band structures in semiconducting polymers: Correlation effects on the band gap in polyacetylene,” *Phys. Rev. B* **27**, 3506–3518 (1983).
- ⁸⁹M. E. Casida and D. P. Chong, “Physical interpretation and assessment of the Coulomb-hole and screened-exchange approximation for molecules,” *Phys. Rev. A* **40**, 4837–4848 (1989).
- ⁹⁰M. E. Casida and D. P. Chong, “Simplified Green-function approximations: Further assessment of a polarization model for second-order calculation of outer-valence ionization potentials in molecules,” *Phys. Rev. A* **44**, 5773–5783 (1991).
- ⁹¹S. Hirata, M. R. Hermes, J. Simons, and J. V. Ortiz, “General-Order Many-Body Green’s Function Method,” *J. Chem. Theory Comput.* **11**, 1595–1606 (2015).
- ⁹²H. A. Bethe and J. Goldstone, “Effect of a repulsive core in the theory of complex nuclei,” *Proc. Math. Phys. Eng. Sci.* **238**, 551–567 (1957).
- ⁹³G. Baym and L. P. Kadanoff, “Conservation laws and correlation functions,” *Phys. Rev.* **124**, 287–299 (1961).
- ⁹⁴P. Danielewicz, “Quantum theory of nonequilibrium processes. I,” *Ann. Phys.* **152**, 239–304 (1984).
- ⁹⁵D. Zhang, N. Q. Su, and W. Yang, “Accurate Quasiparticle Spectra from the T -Matrix Self-Energy and the Particle-Particle Random Phase Approximation,” *J. Phys. Chem. Lett.* **8**, 3223–3227 (2017).
- ⁹⁶R. Orlando, P. Romaniello, and P.-F. Loos, “The three channels of many-body perturbation theory: GW , particle-particle, and electron-hole T -matrix self-energies,” *J. Chem. Phys.* **159**, 184113 (2023).
- ⁹⁷A. Marie, P. Romaniello, and P.-F. Loos, “Anomalous propagators and the particle-particle channel: Hedin’s equations,” *Phys. Rev. B* **110**, 115155 (2024).
- ⁹⁸L. P. Gorkov, “On the energy spectrum of superconductors,” *Sov. Phys. JETP* **34**, 505 (1958).
- ⁹⁹Y. Nambu, “Quasi-Particles and Gauge Invariance in the Theory of Superconductivity,” *Phys. Rev.* **117**, 648–663 (1960).
- ¹⁰⁰V. Somà, T. Duguet, and C. Barbieri, “Ab initio self-consistent Gorkov-Green’s function calculations of semimagic nuclei: Formalism at second order with a two-nucleon interaction,” *Phys. Rev. C* **84**, 064317 (2011).
- ¹⁰¹D. Sangalli, P. Romaniello, G. Onida, and A. Marini, “Double excitations in correlated systems: A many-body approach,” *J. Chem. Phys.* **134**, 034115 (2011).
- ¹⁰²P.-F. Loos and X. Blase, “Dynamical correction to the Bethe-Salpeter equation beyond the plasmon-pole approximation,” *J. Chem. Phys.* **153**, 114120 (2020).
- ¹⁰³D. Peng, S. N. Steinmann, H. van Aggelen, and W. Yang, “Equivalence of particle-particle random phase approximation correlation energy and ladder-coupled-cluster doubles,” *J. Chem. Phys.* **139**, 104112 (2013).
- ¹⁰⁴G. E. Scuseria, T. M. Henderson, and I. W. Bulik, “Particle-particle and quasiparticle random phase approximations: Connections to coupled cluster theory,” *J. Chem. Phys.* **139**, 104113 (2013).
- ¹⁰⁵F. Essenberg, *Density Functional Theory for Superconductors: Extension to a Pairing Mediated by Spin-Fluctuations*, Ph.D. thesis, Max Planck Institute of Microstructure Physics (2014).
- ¹⁰⁶S. Yamada, Y. Noguchi, K. Ishii, D. Hirose, O. Sugino, and K. Ohno, “Development of the Bethe-Salpeter method considering second-order corrections for a GW electron-hole interaction kernel,” *Phys. Rev. B* **106**, 045113 (2022).
- ¹⁰⁷T. Deilmann, M. Drüppel, and M. Rohlfing, “Three-particle correlation from a Many-Body Perspective: Trions in a Carbon Nanotube,” *Phys. Rev. Lett.* **116**, 196804 (2016).
- ¹⁰⁸P. Božek, “In medium T -matrix for superfluid nuclear matter,” *Phys. Rev. C* **65**, 034327 (2002).
- ¹⁰⁹A. Marie and P.-F. Loos, “Reference Energies for Valence Ionizations and Satellite Transitions,” *J. Chem. Theory Comput.* **20**, 4751–4777 (2024).
- ¹¹⁰T. H. Dunning, Jr., “Gaussian basis sets for use in correlated molecular calculations. i. the atoms boron through neon and hydrogen,” *J. Chem. Phys.* **90**, 1007 (1989).
- ¹¹¹R. A. Kendall, T. H. Dunning, Jr., and R. J. Harrison, “Electron affinities of the first-row atoms revisited. Systematic basis sets and wave functions,” *J. Chem. Phys.* **96**, 6796–6806 (1992).
- ¹¹²B. P. Prascher, D. E. Woon, K. A. Peterson, T. H. Dunning, and A. K. Wilson, “Gaussian basis sets for use in correlated molecular calculations. VII. Valence, core-valence, and scalar relativistic basis sets for Li, Be, Na, and Mg,” *Theor. Chem. Acc.* **128**, 69–82 (2011).
- ¹¹³D. E. Woon and T. H. Dunning, Jr., “Gaussian basis sets for use in correlated molecular calculations. III. The atoms aluminum through argon,” *J. Chem. Phys.* **98**, 1358–1371 (1993).
- ¹¹⁴M. Vèril, A. Scemama, M. Caffarel, F. Lipparini, M. Boggio-Pasqua, D. Jacquemin, and P.-F. Loos, “Questdb: A database of highly accurate excitation energies for the electronic structure community,” *WIREs Comput. Mol. Sci.* **11**, e1517.
- ¹¹⁵O. Christiansen, H. Koch, and P. Jørgensen, “Response functions in the CC3 iterative triple excitation model,” *J. Chem. Phys.* **103**, 7429–7441 (1995).
- ¹¹⁶H. Koch, O. Christiansen, P. Jørgensen, A. M. Sanchez de Merás, and T. Helgaker, “The CC3 model: An iterative coupled cluster approach including connected triples,” *J. Chem. Phys.* **106**, 1808–1818 (1997).
- ¹¹⁷Y. Garniron, K. Gasperich, T. Applencourt, A. Benali, A. Ferté, J. Paquier, B. Pradines, R. Assaraf, P. Reinhardt, J. Toulouse, P. Barbaresco, N. Renon, G. David, J. P. Malrieu, M. Vèril, M. Caffarel, P. F. Loos, E. Giner, and A. Scemama, “Quantum package 2.0: a open-source determinant-driven suite of programs,” *J. Chem. Theory Comput.* **15**, 3591 (2019).
- ¹¹⁸B. Huron, J. P. Malrieu, and P. Rancurel, “Iterative perturbation calculations of ground and excited state energies from multicon-

- figurational zeroth-order wavefunctions,” *J. Chem. Phys.* **58**, 5745–5759 (1973).
- ¹¹⁹E. Giner, A. Scemama, and M. Caffarel, “Using perturbatively selected configuration interaction in quantum monte carlo calculations,” *Can. J. Chem.* **91**, 879–885 (2013).
- ¹²⁰E. Giner, A. Scemama, and M. Caffarel, “Fixed-node diffusion monte carlo potential energy curve of the fluorine molecule F_2 using selected configuration interaction trial wavefunctions,” *J. Chem. Phys.* **142**, 044115 (2015).
- ¹²¹M. Caffarel, T. Applencourt, E. Giner, and A. Scemama, “Using cipsi nodes in diffusion monte carlo,” in *Recent Progress in Quantum Monte Carlo* (2016) Chap. 2, pp. 15–46.
- ¹²²Y. Garniron, A. Scemama, P.-F. Loos, and M. Caffarel, “Hybrid stochastic-deterministic calculation of the second-order perturbative contribution of multireference perturbation theory,” *J. Chem. Phys.* **147**, 034101 (2017).
- ¹²³Y. Garniron, A. Scemama, E. Giner, M. Caffarel, and P. F. Loos, “Selected configuration interaction dressed by perturbation,” *J. Chem. Phys.* **149**, 064103 (2018).
- ¹²⁴D. E. Woon and T. H. Dunning, Jr., “Gaussian basis sets for use in correlated molecular calculations. V. Core-valence basis sets for boron through neon,” *J. Chem. Phys.* **103**, 4572–4585 (1995).
- ¹²⁵L. S. Cederbaum, W. Domcke, and J. Schirmer, “Many-body theory of core holes,” *Phys. Rev. A* **22**, 206–222 (1980).
- ¹²⁶A. Ferté, E. Giner, R. Taïeb, and S. Carniato, “Unraveling the variational breakdown of core valence separation calculations: Diagnostic and cure to the over relaxation error of double core hole states,” *J. Chem. Phys.* **159**, 144104 (2023).
- ¹²⁷P. F. Loos, “QuAcK: a software for emerging quantum electronic structure methods,” (2019), <https://github.com/pfloos/QuAcK>.
- ¹²⁸D. Zhang and W. Yang, “Accurate and efficient calculation of excitation energies with the active-space particle-particle random phase approximation,” *J. Chem. Phys.* **145**, 144105 (2016).
- ¹²⁹J. Li, J. Yu, Z. Chen, and W. Yang, “Linear scaling calculations of excitation energies with active-space particle-particle random-phase approximation,” *J. Phys. Chem. A* **127**, 7811–7822 (2023).
- ¹³⁰A. T. B. Gilbert, N. A. Besley, and P. M. W. Gill, “Self-Consistent Field Calculations of Excited States Using the Maximum Overlap Method (MOM),” *J. Phys. Chem. A* **112**, 13164–13171 (2008).
- ¹³¹G. M. J. Barca, A. T. B. Gilbert, and P. M. W. Gill, “Hartree-Fock description of excited states of H_2 ,” *J. Chem. Phys.* **141**, 111104 (2014).
- ¹³²G. M. J. Barca, A. T. B. Gilbert, and P. M. W. Gill, “Simple Models for Difficult Electronic Excitations,” *J. Chem. Theory Comput.* **14**, 1501–1509 (2018).
- ¹³³E. Epifanovsky, A. T. B. Gilbert, X. Feng, J. Lee, Y. Mao, N. Mardirossian, P. Pokhilko, A. F. White, M. P. Coons, A. L. Dempwolff, Z. Gan, D. Hait, P. R. Horn, L. D. Jacobson, I. Kaliman, J. Kussmann, A. W. Lange, K. U. Lao, D. S. Levine, J. Liu, S. C. McKenzie, A. F. Morrison, K. D. Nanda, F. Plasser, D. R. Rehn, M. L. Vidal, Z.-Q. You, Y. Zhu, B. Alam, B. J. Albrecht, A. Aldossary, E. Alguire, J. H. Andersen, V. Athavale, D. Barton, K. Begam, A. Behn, N. Bellonzi, Y. A. Bernard, E. J. Berquist, H. G. A. Burton, A. Carreras, K. Carter-Fenk, R. Chakraborty, A. D. Chien, K. D. Closser, V. Cofer-Shabica, S. Dasgupta, M. de Wergifosse, J. Deng, M. Diefenbach, H. Do, S. Ehlert, P.-T. Fang, S. Fatehi, Q. Feng, T. Friedhoff, J. Gayvert, Q. Ge, G. Gidofalvi, M. Goldey, J. Gomes, C. E. González-Espinoza, S. Gulania, A. O. Gunina, M. W. D. Hanson-Heine, P. H. P. Harbach, A. Hauser, M. F. Herbst, M. Hernández Vera, M. Hodecker, Z. C. Holden, S. Bouck, X. Huang, K. Hui, B. C. Huynh, M. Ivanov, Á. Jász, H. Ji, H. Jiang, B. Kaduk, S. Kähler, K. Khistyayev, J. Kim, G. Kis, P. Klunzinger, Z. Koczor-Benda, J. H. Koh, D. Kosenkov, L. Koulias, T. Kowalczyk, C. M. Krauter, K. Kue, A. Kunitsa, T. Kus, I. Ladžánszki, A. Landau, K. V. Lawler, D. Lefrançois, S. Lehtola, R. R. Li, Y.-P. Li, J. Liang, M. Liebenthal, H.-H. Lin, Y.-S. Lin, F. Liu, K.-Y. Liu, M. Loipersberger, A. Luenser, A. Manjanath, P. Manohar, E. Mansoor, S. F. Manzer, S.-P. Mao, A. V. Marenich, T. Markovich, S. Mason, S. A. Maurer, P. F. McLaughlin, M. F. S. J. Menger, J.-M. Mewes, S. A. Mewes, P. Morgante, J. W. Mullinax, K. J. Oosterbaan, G. Paran, A. C. Paul, S. K. Paul, F. Pavošević, Z. Pei, S. Prager, E. I. Proynov, Á. Rák, E. Ramos-Cordoba, B. Rana, A. E. Rask, A. Rettig, R. M. Richard, F. Rob, E. Rossomme, T. Scheele, M. Scheurer, M. Schneider, N. Sergueev, S. M. Sharada, W. Skomorowski, D. W. Small, C. J. Stein, Y.-C. Su, E. J. Sundstrom, Z. Tao, J. Thirman, G. J. Tornai, T. Tsuchimochi, N. M. Tubman, S. P. Veccham, O. Vydrov, J. Wenzel, J. Witte, A. Yamada, K. Yao, S. Yeganeh, S. R. Yost, A. Zech, I. Y. Zhang, X. Zhang, Y. Zhang, D. Zuev, A. Aspuru-Guzik, A. T. Bell, N. A. Besley, K. B. Bravaya, B. R. Brooks, D. Casanova, J.-D. Chai, S. Coriani, C. J. Cramer, G. Cserey, A. E. DePrince, R. A. DiStasio, A. Dreuw, B. D. Dunietz, T. R. Furlani, W. A. Goddard, S. Hammes-Schiffer, T. Head-Gordon, W. J. Hehre, C.-P. Hsu, T.-C. Jagau, Y. Jung, A. Klamt, J. Kong, D. S. Lambrecht, W. Liang, N. J. Mayhall, C. W. McCurdy, J. B. Neaton, C. Ochsenfeld, J. A. Parkhill, R. Peverati, V. A. Rassolov, Y. Shao, L. V. Slipchenko, T. Stauch, R. P. Steele, J. E. Subotnik, A. J. W. Thom, A. Tkatchenko, D. G. Truhlar, T. Van Voorhis, T. A. Wesolowski, K. B. Whaley, H. L. Woodcock, P. M. Zimmerman, S. Faraji, P. M. W. Gill, M. Head-Gordon, J. M. Herbert, and A. I. Krylov, “Software for the frontiers of quantum chemistry: An overview of developments in the q-chem 5 package,” *J. Chem. Phys.* **155**, 084801 (2021).
- ¹³⁴L. Meitner, “Über die β -Strahl-Spektren und ihren Zusammenhang mit der γ -Strahlung,” *Z. Phys.* **11**, 35–54 (1922).
- ¹³⁵P. Auger, “Sur les rayons β secondaires produits dans un gaz par des rayons X.” *C.R. Acad. Sci. (F)* **177**, 169 (1923).
- ¹³⁶A. Dreuw and M. Wormit, “The algebraic diagrammatic construction scheme for the polarization propagator for the calculation of excited states,” *Wiley Interdiscip. Rev. Comput. Mol. Sci.* **5**, 82–95 (2015).
- ¹³⁷J. Schirmer, *Many-Body Methods for Atoms, Molecules and Clusters* (Springer, 2018).
- ¹³⁸J. Schirmer and A. Barth, “Higher-order approximations for the particle-particle propagator,” *Z. Phys. A: At. Nucl.* **317**, 267–279 (1984).
- ¹³⁹A. Tarantelli and L. S. Cederbaum, “Particle-particle propagator in the algebraic diagrammatic construction scheme at third order,” *Phys. Rev. A* **39**, 1656–1664 (1989).
- ¹⁴⁰I. B. Ortenburger and P. S. Bagus, “Theoretical analysis of the Auger spectra of CH_4 ,” *Phys. Rev. A* **11**, 1501–1503 (1975).
- ¹⁴¹F. Tarantelli, A. Tarantelli, A. Sgamellotti, J. Schirmer, and L. S. Cederbaum, “A Green’s function and configuration interaction investigation on the doubly ionized states of H_2O ,” *J. Chem. Phys.* **83**, 4683–4690 (1985).
- ¹⁴²F. Tarantelli, A. Tarantelli, A. Sgamellotti, J. Schirmer, and L. S. Cederbaum, “On the doubly ionized states of ammonia,” *Chem. Phys. Lett.* **117**, 577–582 (1985).
- ¹⁴³F. Tarantelli, J. Schirmer, A. Sgamellotti, and L. S. Cederbaum, “On the Auger spectrum of silane,” *Chem. Phys. Lett.* **122**, 169–174 (1985).
- ¹⁴⁴F. Tarantelli, A. Sgamellotti, L. S. Cederbaum, and J. Schirmer, “Theoretical investigation of many dicationic states and the Auger spectrum of benzene,” *J. Chem. Phys.* **86**, 2201–2206 (1987).
- ¹⁴⁵F. Tarantelli, A. Sgamellotti, and L. S. Cederbaum, “Many dicationic states and two-hole population analysis as a bridge to Auger spectra: Strong localization phenomena in BF_3 ,” *J. Chem. Phys.* **94**, 523–532 (1991).
- ¹⁴⁶M. Pernpointner, J. P. Zobel, and N. V. Kryzhevoi, “Strong configuration interaction in the double ionization spectra of noble gases studied by the relativistic propagator method,” *Phys. Rev. A* **85**, 012505 (2012).
- ¹⁴⁷R. L. Graham and D. L. Yeager, “The multiconfigurational particle-particle propagator method for directly determining vertical double ionization potentials and double electron affinities,” *J. Chem. Phys.* **94**, 2884–2893 (1991).

- ¹⁴⁸C.-M. Liegener, “Auger spectrum of octatetraene by a two-particle propagator method,” *J. Chem. Phys.* **104**, 2940–2945 (1996).
- ¹⁴⁹Y. Noguchi, Y. Kudo, S. Ishii, and K. Ohno, “First-principles T -matrix calculations of double-ionization energy spectra of atoms and molecules,” *J. Chem. Phys.* **123** (2005), 10.1063/1.2069907.
- ¹⁵⁰Y. Noguchi, S. Ishii, and K. Ohno, “First principles calculations of double ionization energy spectra and two-electron distribution function using T -matrix theory,” *J. Electron Spectrosc. Relat. Phenom.* **156–158**, 155–157 (2007).
- ¹⁵¹Y. Noguchi, S. Ishii, K. Ohno, I. Solovyev, and T. Sasaki, “First principles T -matrix calculations for Auger spectra of hydrocarbon systems,” *Phys. Rev. B* **77**, 035132 (2008).
- ¹⁵²T. Ida and J. V. Ortiz, “Second-order, two-electron Dyson propagator theory: Comparisons for vertical double ionization potentials,” *J. Chem. Phys.* **129**, 084105 (2008).
- ¹⁵³F. Matz and T.-C. Jagau, “Molecular Auger decay rates from complex-variable coupled-cluster theory,” *J. Chem. Phys.* **156**, 114117 (2022).
- ¹⁵⁴F. Matz, J. Nijssen, and T.-C. Jagau, “Ab Initio Investigation of the Auger Spectra of Methane, Ethane, Ethylene, and Acetylene,” *J. Phys. Chem. A* **127**, 6147–6158 (2023).
- ¹⁵⁵N. K. Jayadev, A. Ferino-Pérez, F. Matz, A. I. Krylov, and T.-C. Jagau, “The Auger spectrum of benzene,” *J. Chem. Phys.* **158**, 064109 (2023).
- ¹⁵⁶A. Ferino-Pérez and T.-C. Jagau, “Ab Initio Computation of Auger Decay in Heavy Metals: Zinc about It,” *J. Phys. Chem. A* **128**, 3957–3967 (2024).
- ¹⁵⁷A. Ferté, J. Palaudoux, F. Penent, H. Iwayama, E. Shigemasa, Y. Hikosaka, K. Soejima, K. Ito, P. Lablanquie, R. Taïeb, and S. Carniato, “Advanced Computation Method for Double Core Hole Spectra: Insight into the Nature of Intense Shake-up Satellites,” *J. Phys. Chem. Lett.* **11**, 4359–4366 (2020).
- ¹⁵⁸A. Ferté, F. Penent, J. Palaudoux, H. Iwayama, E. Shigemasa, Y. Hikosaka, K. Soejima, P. Lablanquie, R. Taïeb, and S. Carniato, “Specific chemical bond relaxation unraveled by analysis of shake-up satellites in the oxygen single site double core hole spectrum of CO_2 ,” *Phys. Chem. Chem. Phys.* **24**, 1131–1146 (2022).
- ¹⁵⁹T. Marchenko, L. Inhester, G. Goldsztejn, O. Travnikova, L. Journal, R. Guillemin, I. Ismail, D. Koulentianos, D. Céolin, R. Püttner, M. N. Piancastelli, and M. Simon, “Ultrafast nuclear dynamics in the doubly-core-ionized water molecule observed via Auger spectroscopy,” *Phys. Rev. A* **98**, 063403 (2018).
- ¹⁶⁰I. Ismail, L. Inhester, T. Marchenko, F. Trinter, A. Verma, A. De Fanis, A. Ferté, D. E. Rivas, D. Peng, D. Koulentianos, E. Kukuk, F. Penent, G. Doumy, G. Sansone, J. D. Bozek, K. Li, L. Young, M. Ichen, M. N. Piancastelli, M. Meyer, N. Velasquez, O. Travnikova, R. Boll, R. Guillemin, R. Dörner, R. Taïeb, S. Dold, S. Carniato, T. M. Baumann, T. Mazza, Y. Ovcharenko, R. Püttner, and M. Simon, “Ultrafast nuclear dynamics in double-core-ionized water molecules,” *Phys. Rev. A* **110**, 013108 (2024).
- ¹⁶¹M. Shishkin and G. Kresse, “Self-consistent GW calculations for semiconductors and insulators,” *Phys. Rev. B* **75**, 235102 (2007).
- ¹⁶²X. Blase, C. Attaccalite, and V. Olevano, “First-principles GW calculations for fullerenes, porphyrins, phthalocyanine, and other molecules of interest for organic photovoltaic applications,” *Phys. Rev. B* **83**, 115103 (2011).
- ¹⁶³N. Marom, F. Caruso, X. Ren, O. T. Hofmann, T. Körzdörfer, J. R. Chelikowsky, A. Rubio, M. Scheffler, and P. Rinke, “Benchmark of GW methods for azabenzenes,” *Phys. Rev. B* **86**, 245127 (2012).
- ¹⁶⁴J. Wilhelm, M. Del Ben, and J. Hutter, “ GW in the Gaussian and Plane Waves Scheme with Application to Linear Acenes,” *J. Chem. Theory Comput.* **12**, 3623–3635 (2016).
- ¹⁶⁵F. Kaplan, M. E. Harding, C. Seiler, F. Weigend, F. Evers, and M. J. van Setten, “Quasi-Particle Self-Consistent GW for Molecules,” *J. Chem. Theory Comput.* **12**, 2528–2541 (2016).
- ¹⁶⁶S. V. Faleev, M. van Schilfgaarde, and T. Kotani, “All-Electron Self-Consistent $G W$ Approximation: Application to Si, MnO, and NiO,” *Phys. Rev. Lett.* **93**, 126406 (2004).
- ¹⁶⁷M. van Schilfgaarde, T. Kotani, and S. Faleev, “Quasiparticle Self-Consistent $G W$ Theory,” *Phys. Rev. Lett.* **96**, 226402 (2006).
- ¹⁶⁸T. Kotani, M. van Schilfgaarde, and S. V. Faleev, “Quasiparticle self-consistent $G W$ method: A basis for the independent-particle approximation,” *Phys. Rev. B* **76**, 165106 (2007).
- ¹⁶⁹S.-H. Ke, “All-electron GW methods implemented in molecular orbital space: Ionization energy and electron affinity of conjugated molecules,” *Phys. Rev. B* **84**, 205415 (2011).
- ¹⁷⁰A. Marie and P.-F. Loos, “A Similarity Renormalization Group Approach to Green’s Function Methods,” *J. Chem. Theory Comput.* **19**, 3943–3957 (2023).
- ¹⁷¹I. Shavitt and R. J. Bartlett, *Many-Body Methods in Chemistry and Physics: MBPT and Coupled-Cluster Theory*, Cambridge Molecular Science (Cambridge University Press, Cambridge, 2009).
- ¹⁷²L. S. Cederbaum, F. Tarantelli, A. Sgamellotti, and J. Schirmer, “On double vacancies in the core,” *J. Chem. Phys.* **85**, 6513–6523 (1986).
- ¹⁷³L. S. Cederbaum, F. Tarantelli, A. Sgamellotti, and J. Schirmer, “Double vacancies in the core of benzene,” *J. Chem. Phys.* **86**, 2168–2175 (1987).
- ¹⁷⁴P. Lablanquie, T. P. Grozdanov, M. Žitnik, S. Carniato, P. Selles, L. Andric, J. Palaudoux, F. Penent, H. Iwayama, E. Shigemasa, Y. Hikosaka, K. Soejima, M. Nakano, I. H. Suzuki, and K. Ito, “Evidence of Single-Photon Two-Site Core Double Ionization of C_2H_2 Molecules,” *Phys. Rev. Lett.* **107**, 193004 (2011).
- ¹⁷⁵P. Salén, P. van der Meulen, H. T. Schmidt, R. D. Thomas, M. Larsson, R. Feifel, M. N. Piancastelli, L. Fang, B. Murphy, T. Osipov, N. Berrah, E. Kukuk, K. Ueda, J. D. Bozek, C. Bostedt, S. Wada, R. Richter, V. Feyer, and K. C. Prince, “Experimental Verification of the Chemical Sensitivity of Two-Site Double Core-Hole States Formed by an X-Ray Free-Electron Laser,” *Phys. Rev. Lett.* **108**, 153003 (2012).
- ¹⁷⁶M. Tashiro, M. Ehara, H. Fukuzawa, K. Ueda, C. Buth, N. V. Kryzhevoi, and L. S. Cederbaum, “Molecular double core hole electron spectroscopy for chemical analysis,” *J. Chem. Phys.* **132**, 184302 (2010).
- ¹⁷⁷J. Lee, D. W. Small, and M. Head-Gordon, “Excited states via coupled cluster theory without equation-of-motion methods: Seeking higher roots with application to doubly excited states and double core hole states,” *J. Chem. Phys.* **151**, 214103 (2019).
- ¹⁷⁸S. Carniato, P. Selles, A. Ferté, N. Berrah, A. H. Wuosmaa, M. Nakano, Y. Hikosaka, K. Ito, M. Žitnik, K. Bučar, L. Andric, J. Palaudoux, F. Penent, and P. Lablanquie, “Double-core ionization photoelectron spectroscopy of C_6H_6 : Breakdown of the “intuitive” ortho-meta-para binding energy ordering of K-1K-1 states,” *J. Chem. Phys.* **151**, 214303 (2019).
- ¹⁷⁹T. Aoki and K. Ohno, “Accurate quasiparticle calculation of x-ray photoelectron spectra of solids,” *J. Phys.: Cond. Matt.* **30**, 21LT01 (2018).
- ¹⁸⁰T. Zhu and G. K.-L. Chan, “All-Electron Gaussian-Based G_0W_0 for Valence and Core Excitation Energies of Periodic Systems,” *J. Chem. Theory Comput.* **17**, 727–741 (2021).
- ¹⁸¹J. M. Kalk, G. S. Michelitsch, R. J. Maurer, K. Reuter, and J. Lischner, “Core Electron Binding Energies in Solids from Periodic All-Electron Δ -Self-Consistent-Field Calculations,” *J. Phys. Chem. Lett.* **12**, 9353–9359 (2021).
- ¹⁸²J. M. Kalk and J. Lischner, “Combining the Δ -Self-Consistent-Field and GW Methods for Predicting Core Electron Binding Energies in Periodic Solids,” *J. Chem. Theory Comput.* **19**, 3276–3283 (2023).
- ¹⁸³G. Riva, P. Romaniello, and J. A. Berger, “Multichannel Dyson Equation: Coupling Many-Body Green’s Functions,” *Phys. Rev. Lett.* **131**, 216401 (2023).
- ¹⁸⁴G. Riva, P. Romaniello, and J. A. Berger, “Derivation and analysis of the multichannel Dyson equation,” *Phys. Rev. B* **110**,

- 115140 (2024).
- ¹⁸⁵F. Furche and T. Van Voorhis, “Fluctuation-dissipation theorem density-functional theory,” *J. Chem. Phys.* **122**, 164106 (2005).
- ¹⁸⁶C. Holzer, X. Gui, M. E. Harding, G. Kresse, T. Helgaker, and W. Klopper, “Bethe–salpeter correlation energies of atoms and molecules,” *J. Chem. Phys.* **149**, 144106 (2018).
- ¹⁸⁷P.-F. Loos, A. Scemama, I. Duchemin, D. Jacquemin, and X. Blase, “Pros and cons of the bethe–salpeter formalism for ground-state energies,” *J. Phys. Chem. Lett.* **11**, 3536–3545 (2020).