

Probabilistic Trust-Based Enhancement for simultaneous transmission in AOMDV Routing Protocol

Nikhil Mishra

Department of Electrical Engineering
Indian Institute of Technology, Kanpur
mnikhil21@iitk.ac.in

Abstract—This work addresses a trust-based enhancement to the Multipath Ad hoc On-Demand Distance Vector (AOMDV) routing protocol. While AODV and its multipath variant AOMDV have been fundamental in mobile ad hoc networks, they lack mechanisms to account for node reliability. A probabilistic link-trust model is proposed that incorporates factors such as past behavior, battery levels, and node coupling to distribute data optimally to reduce delay while simultaneously transmitting through multiple paths.

I. INTRODUCTION

Mobile Ad hoc Networks (MANETs) present unique challenges in routing due to their dynamic topology and decentralized nature. These networks must adapt to frequent changes in connectivity, varying node capabilities, and potential node failures. The Ad hoc On-Demand Distance Vector (AODV) protocol and its multipath variant AOMDV have been widely adopted for their simplicity and effectiveness. However, these protocols do not account for node reliability.

Traditional routing protocols often make decisions based solely on hop count or basic metrics, neglecting factors such as historical node reliability and energy constraints. This limitation can lead to suboptimal path selection and unnecessary network overhead. This work addresses these limitations by introducing a probabilistic trust model that considers relevant factors affecting network performance, and seeks to account for those while deciding how data is routed.

II. BACKGROUND

A. AODV Protocol

AODV [1] is a reactive routing protocol that establishes routes only when needed, making it suitable to reduce overhead for dynamic networks. It utilizes three main message types:

- Route Request (RREQ): Broadcast by source nodes to discover routes
- Route Reply (RREP): Sent by destination or intermediate nodes with valid routes
- Route Error (RERR): Used to notify nodes of link failures

The protocol maintains sequence numbers to ensure loop freedom and uses routing tables at each node to store:

- Destination address
- Next hop

- Number of hops
- Destination sequence number
- Active neighbors
- Expiration time

This information enables each intermediate node to maintain efficient routing by storing the respective next hops to previously encountered sources and destinations, along with the number of hops required to reach them.

B. AOMDV Protocol

AOMDV [2] extends AODV by computing multiple loop-free and node-disjoint or link-disjoint paths during route discovery. In this enhanced protocol, an intermediate node can store multiple next hops to a destination, along with the respective hop counts to reach the destination through that node.

III. PROPOSED TRUST-BASED ENHANCEMENT

A. Trust Model

The proposed enhancement introduces a probabilistic trust model that enhances the performance of existing protocols:

1) *Link Trust*: The trust value of a link represents the historical reliability of the corresponding node. This trust value is modeled using a Beta distribution, which is particularly well-suited for representing the probability of a binary event (successful or failed packet delivery):

$$p_{A \rightarrow B} \sim \text{Beta}(\alpha, \beta) \quad (1)$$

where $p_{A \rightarrow B}$ represents the probability of node A successfully receiving an acknowledgment (ACK) from node B after sending a packet. The expected value of this trust value is:

$$E[p_{A \rightarrow B}] = \frac{\alpha}{\alpha + \beta} \quad (2)$$

Proof. The Beta distribution is parameterized by two positive shape parameters, α and β . The probability density function of the Beta distribution is:

$$f(x; \alpha, \beta) = \frac{\Gamma(\alpha + \beta)}{\Gamma(\alpha)\Gamma(\beta)} x^{\alpha-1} (1-x)^{\beta-1}$$

where Γ is the Gamma function.

The expected value of a random variable X following a Beta distribution is given by:

$$E[X] = \frac{\alpha}{\alpha + \beta}$$

Substituting $X = p_{A \rightarrow B}$, we obtain the desired expression for the expected trust value as shown in eq. (2). \square

To update trust between nodes A and B, a Beta prior combined with a Bernoulli likelihood is used. Algorithm 1 modifies the Beta parameters α and β based on A's experience of receiving acknowledgments (ACK) from B.

Algorithm 1 Trust Update Algorithm for A to B

- 1: Send message to node B
 - 2: **if** ACK received from B **then**
 - 3: $\alpha \leftarrow \alpha + 1$
 - 4: **else**
 - 5: $\beta \leftarrow \beta + 1$
 - 6: **end if**
-

To account for the "inertia" of the trust values introduced through increasing values of α and β , and adapt to the ad-hoc nature of the network, α and β are determined through only the latest N observations of a queue, which maintains the reception of ACKs for sent packets. This approach allows the trust model to adapt to changes in network conditions while maintaining a stable history.

2) *Battery Level Consideration*: Battery levels are periodically broadcasted by nodes and are utilized by their neighbors as a reliability metric. The future battery level of a node is estimated based on its current level and estimated discharge rate as:

$$B_{t_2} = B_{t_1} + \frac{B_{t_1} - B_{t_0}}{t_1 - t_0} \cdot (t_2 - t_1) \quad (3)$$

where $t_2 > t_1 > t_0$ and B_{t_1} and B_{t_0} are the battery levels at times t_1 and t_0 , respectively, and are the closest observations in time to t_2 .

The probability influence of B_{t_2} , denoted as $f(B_{t_2})$, can be modeled as a relevant increasing function, for e.g. $f(x) = 1 - e^{-\gamma x}$, with γ as a chosen parameter.

3) *Path Coupling*: To account for interference between neighboring nodes, an Availability Index $A_i(t)$ is defined for each node i , separately stored by each neighbor. This index reflects the node's recent transmission status, as detected by the prospective sender:

$$A_i(t + \Delta t) = \min(1, A_i(t) + r\Delta t - \mathbb{1}_{\{i \text{ transmitting}\}} \cdot d) \quad (4)$$

where r represents the regeneration rate when idle, d is the degradation factor during transmission, and $\mathbb{1}_{\{\cdot\}}$ is the indicator function.

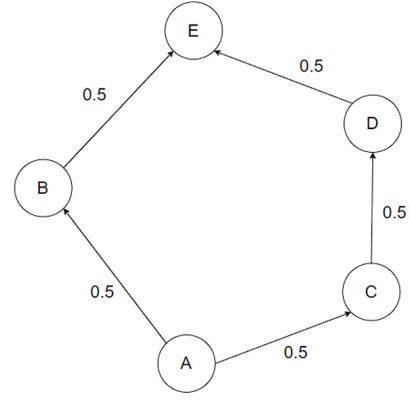


Fig. 1. Illustration of hop count consideration in path selection

4) *Higher Hop Path Consideration*: As illustrated in fig. 1, to account for paths with different hop counts, link trust values are adjusted by being divided by the number of hops to reach the destination through that node:

$$p' = \frac{p}{\text{num_hops}} \quad (5)$$

This adjustment assumes the trust value of all links along the path is similar to that of the first hop, and that delay is proportional to the number of hops.

5) *Final probability*: The final link probability incorporates all previously mentioned factors, considering previous outcomes, battery levels, path coupling, and hop count:

$$p_{A \rightarrow B, t} = \frac{\alpha}{N} \cdot f(B_t) \cdot A_i(t) \cdot \frac{1}{\text{num_hops}} \quad (6)$$

B. Expected Delay Calculation

The expected delay for a path is computed as:

$$E[\text{delay}] = p \cdot 2t + (1 - p) \cdot (2t + E[\text{delay}]) \quad (7)$$

$$\therefore E[\text{delay}] = \frac{2t}{p} \quad (8)$$

where t represents the average transmission time and p is the successful transmission probability. A new data packet will be transmitted only after receiving the ACK for the previous one.

From eq. (8), it can be deduced that:

$$E[\text{delay}] \propto \frac{1}{p} \quad (9)$$

C. Optimal Data Distribution

In the scenario shown in fig. 2, the data distribution across the two paths is chosen to minimize the expected delay of completely offloading transmitted data from A to B and C. For data distribution ratio $f_1 : (1 - f_1)$, from eq. (9) and assuming Delay \propto amount of data being transmitted:

- Delay for transmission along path 1 $\propto \frac{f_1}{p_1}$
- Delay for transmission along path 2 $\propto \frac{1-f_1}{p_2}$

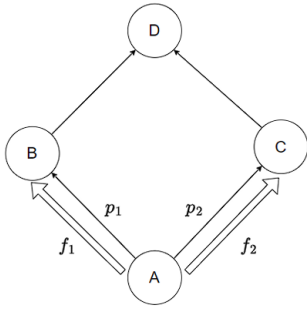


Fig. 2. Optimization strategy for data distribution across multiple paths

To minimize delay for complete transmission, the following needs to be minimized:

$$\max \left(\frac{f_1}{p_1}, \frac{1 - f_1}{p_2} \right)$$

Therefore:

$$f_1 = \frac{p_1}{p_1 + p_2} \quad (10)$$

where p_1 and p_2 are the link-trust values of the first and second paths, respectively.

This result generalizes to n paths:

$$f_i = \frac{p_i}{\sum_{j=1}^n p_j} \quad (11)$$

where n is the number of neighbors of the transmitting node.

IV. CONCLUSIONS AND FUTURE WORK

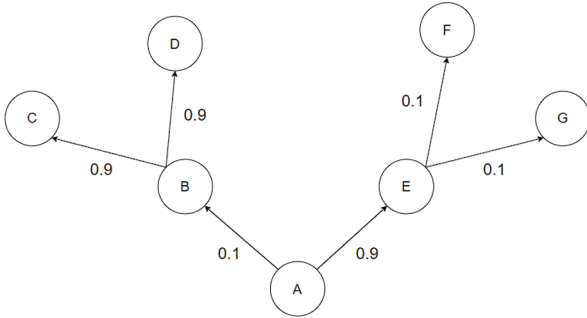


Fig. 3. Key considerations for future protocol enhancements

This paper presented a probabilistic trust-based enhancement to AOMDV that incorporates factors such as past behavior, battery levels, and node coupling to distribute data optimally to reduce delay, while simultaneously transmitting it through multiple paths. The next step involves simulating the method and analyzing observations. Future improvements and research directions include:

- Improving visibility beyond immediate neighbors to incorporate trust values of more links along the path to the destination, while minimizing overhead. This arises from the need to address the scenario depicted in fig. 3

where data might be routed locally optimally but globally unoptimally.

- Including queue lengths of recipient node as another parameter while calculating link trust, decreasing it as detected queue size increases.
- Dynamically adapting parameters, including queue length N and γ in the battery function.
- Modifying AOMDV to store more paths to the destination at intermediate nodes.
- Optimally consolidating probabilities from individual metrics.

V. ACKNOWLEDGMENT

This paper was developed in large part through discussions in the course EE798C (Advanced Networking), taught by Professor Yatindra Nath Singh at IIT Kanpur. I am grateful for his suggestions and invaluable feedback on my work during the course.

REFERENCES

- [1] C. Perkins, E. Belding-Royer, and S. Das, "Ad hoc on-demand distance vector (AODV) routing," RFC 3561, 2003.
- [2] M. K. Marina and S. R. Das, "Ad hoc on-demand multipath distance vector routing," *Wireless Communications and Mobile Computing*, vol. 6, no. 7, pp. 969–988, 2006.