

Combining Autoregressive and Autoencoder Language Models for Text Classification

João Gonçalves

Department of Media and Communication, Erasmus University Rotterdam

`ferreiragoncalves@eshcc.eur.nl`

November 2024

Abstract

This paper presents CAALM-TC (Combining Autoregressive and Autoencoder Language Models for Text Classification), a novel method that enhances text classification by integrating autoregressive and autoencoder language models. Autoregressive large language models such as Open AI’s GPT, Meta’s Llama or Microsoft’s Phi offer promising prospects for content analysis practitioners, but they generally underperform supervised BERT based models for text classification. CAALM leverages autoregressive models to generate contextual information based on input texts, which is then combined with the original text and fed into an autoencoder model for classification. This hybrid approach capitalizes on the extensive contextual knowledge of autoregressive models and the efficient classification capabilities of autoencoders. Experimental results on four benchmark datasets demonstrate that CAALM consistently outperforms existing methods, particularly in tasks with smaller datasets and more abstract classification objectives. The findings indicate that CAALM offers a scalable and effective solution for automated content analysis in social science research that minimizes sample size requirements.

1 Introduction

With machine learning methods for natural language processing (NLP) becoming more accessible in fields outside of computer science, communication scholars are using text classifiers to conduct large scale, influential research (King, Schmeer, & White, 2017). These approaches usually rely on training classic machine learning classifiers, such as Support Vector Machines (SVM) or Naïve Bayes (NB), or state of the art transformer masked language models such as Bidirectional Encoder Representations from Transformers

(BERT) (Devlin, 2018). These supervised classifiers are trained on examples of texts and the corresponding labels, usually annotated by expert human coders. However, recently, autoregressive instruction-tuned large language models (LLMs), such as ChatGPT (Ouyang et al., 2022) and Claude, have shown competence at complex classification tasks while requiring no (zero-shot) or little (few-shot) labeled examples.

Compared to classic and BERT based supervised training approaches, autoregressive LLMs offer three key advantages: (1) due to their large number of parameters and training data, they can draw from relevant contextual information that is not as easily accessible; (2) they require little or no labeled data for training, and; (3) they can offer a higher degree of interpretability by providing approximate explanations for their choice of labels. However, these models also have a set of substantial drawbacks: (1) the performance of autoregressive LLMs tends to be inferior to masked LLMs when sufficient labeled training data is available (Bucher & Martini, 2024); (2) because only a small number of examples are provided for training, establishing validity (i.e. alignment of the labels with the codebook and concept being measured) requires more thorough verification of the results using a test set; (3) state of the art autoregressive LLMs require significant computational resources. These points relate to broader concerns regarding the validity and complexity of constructs measured with automated content analyses methods (Baden, Pipal, Schoonvelde, & van der Velden, 2022).

In this paper, I propose combining autoregressive and autoencoder language models for text classification (CAALM-TC), a new machine learning text-classification method that draws from both masked (autoencoding) and causal (autoregressive) language models to overcome most of the limitations stated above. CAALM achieves state-of-the-art performance on a set of classification tasks, particularly in small datasets and abstract tasks. This approach draws on autoregressive language models to generate useful context based on a text for the classification task at hand, and applies supervised text classification approaches taking both the original text and generated text as inputs for the classifier. By testing this approach on four benchmark datasets with the open weights Mistral NeMo autoregressive language model and several top performing BERT based models, including the state of the art BERT-NLI autoencoder model, (Laurer, Van Atteveldt, Casas, & Welbers, 2024), I show how CAALM can outperform comparable approaches in social science text classification tasks. Importantly, unlike comparable usage of autoregressive models for data augmentation, these gains are achieved without the need to generate new training examples which may compromise validity.

2 Related work

2.1 Automating text classification

Content analysis is one of the key methods of social science research (Berger, 2018), and is especially prevalent in communication sciences and media studies given the emphasis that these disciplines place on content creation and dissemination. However, it is also a labor intensive task when the volume of the content being classified exceeds what a single researcher or research team can tackle. For instance, a single social media feed can have thousands or millions of texts to be analyzed, making it impossible or unpractical for the researcher to label the full corpus of data themselves.

A possible solution to this issue is to involve more individuals in the labeling procedure, to split the workload. While scaling up the number of labelers can divide the data into manageable chunks, this also has significant drawbacks. Firstly, enlarging the pool of labelers will increase the costs of the project, including the number of hours that needs to be spent training these new labelers and the remuneration that they need to receive for this training, in addition to the actual labeling task. Secondly, increasing the number of labelers can also amplify threats to reliability, given that labels assigned might be more vulnerable to individual interpretations of the labeling instructions (codebook) and the underlying construct (Budak, Garrett, & Sude, 2021). Furthermore, certain labeling tasks, such as identifying the presence of hate speech, can be taxing for the labelers themselves (Spence, Bifulco, Bradbury, Martellozzo, & DeMarco, 2023), meaning that excess exposure to the task can have mental health consequences.

Considering the drawbacks of expanding the labeler pool through additional training or crowdsourcing, automating the labeling process through computer driven methods becomes an appealing process. It mitigates the scalability costs, thus making it possible to tackle larger samples, it minimizes some of the error or variability introduced by human labeling, thus enhancing the replicability of the process, and it limits the exposure of the researcher and the labelers to (potentially) harmful content. Therefore, the prospect of automating content analysis promises substantive advantages, but one can also raise questions regarding the extent that text labeling, especially for abstract and complex classification tasks, can be fully automated while matching the reliability and validity of the data that would have been obtained with manual labeling (Grimmer & Stewart, 2013).

2.2 Classic approaches to classification

Most classic approaches to text classification can be divided into dictionary based approaches and non-neural network supervised machine learning approaches. In this paper, I only cover cases where data la-

bels are defined *a priori*, meaning that unsupervised learning approaches such as Latent Dirichlet Allocation for topic modeling are not included in this section. I also define classic approaches in opposition to neural network based approaches, given that most of the former predate the latter for text classification in the social sciences.

Dictionary based approaches require the research team to determine the set of key terms or expressions that are likely to be relevant to assign a label to textual content. Based on the presence or absence of these words, a textual instance is assigned a specific label. For example, a researcher with the goal of examining news articles to determine if they cover topics related to the economy may establish a dictionary with words like *economy*, *budget*, *deficit*, or *GDP*. All articles that include at least one of these terms are then labeled with the economy topic, while the ones that do not are not assigned that topic. This type of approach has existed since the 1960s (Stone, Bales, Namenwirth, & Ogilvie, 1962), and is effective because while it automates the labeling process, the researcher still has a high degree of control over the process and its outcomes by retaining the responsibility to select the features that determine when a specific label is assigned. However, a significant drawback of dictionary based approaches lies in the fact that, for abstract or highly complex classification problems, specifying a valid dictionary may be as work intensive or unfeasible as manual labeling. Consider, for instance, the case of hate speech detection, which aims to identify cases where offensive discourse is aimed at protected groups (Davidson, Warmley, Macy, & Weber, 2017). In this case, not only what is considered offensive is highly context dependent, but the notion of offensiveness itself might be expressed in an extremely wide range of insults whose meaning also varies depending on the group being targeted. While these contingencies can be theoretically modeled with a set of conditional if-then statements, in practice it is not feasible to do so in an effective manner (Nobata, Tetreault, Thomas, Mehdad, & Chang, 2016).

To address this challenge, supervised machine learning approaches select the relevant features and/or their importance automatically, based on a set of labeled examples that are used to train a classifier. A wide range of algorithms fall under these classic supervised learning algorithms such as Naïve Bayes (NB), Support Vector Machines (SVM) or Random Forests (RF). In practice, they implement different methods to compute feature selection and importance for the classification task, and they tend to outperform strictly dictionary based approaches (Hartmann, Huppertz, Schamp, & Heitmann, 2019).

These supervised approaches still allow the research team to retain some control over the classification process, for instance, custom dictionaries can be fed to the classifier, but the importance and interrelations between these features are determined by an optimization process. However, many common approaches also delegate the task of feature selection to the algorithm by representing terms or tokens as a vector, or computing metrics for word importance like term frequency inverse document frequency (tf-idf).

One of the most successful methods in representing features of terms to be fed to machine learning classifiers lies in word embeddings (Mikolov, Sutskever, Chen, Corrado, & Dean, 2013). Embeddings represent words or tokens in a multidimensional vector space that captures the syntactic and semantic relationships between words. Importantly, construction of these word embeddings is not limited to the texts being classified. It is possible to create embedding representations of language from a broad set of texts, which can then be used to represent the features of the text being classified in algorithms such as NB, SVM or RF classifiers. An important characteristic of this process is that it allows the classifier to not only rely on the knowledge that is present in the training data, but to draw from contextual knowledge about the relationships between words that emerges from the word embeddings.

2.3 Neural network based approaches to classification

While classic approaches to text classification allow for some degree of success in automating content analysis, they are limited in terms of how they can capture the complex interactions between (representations of) words that constitute language. To overcome these limitations, researchers developed a range of neural network based approaches. Neural networks are able to capture increasingly complex interactions between data features through the addition of more layers, a process often called deep learning (LeCun, Bengio, & Hinton, 2015). However, an increase in complexity on its own does not allow neural networks to linearly outperform classic machine learning algorithms. One of the reasons for this is overfitting, in which the complexity of the classification algorithm increases the likelihood that it will capture irrelevant relationships between the features in the training data that will not generalize well to new data, thus rendering the classifier unsuitable for automated content analysis.

To find methods that outperform classic machine learning approaches, researchers experimented with a wide range of neural network architectures. One such architecture were convolutional neural networks (CNNs), which rely on pattern recognition and are commonly used for computer vision tasks, but can also be applied to text classification problems with some degree of success (X. Zhang, Zhao, & LeCun, 2015). However, recurrent neural networks (RNNs), which are able to capture the ordered nature of textual data, were generally found to be superior to CNNs, for instance for sentiment classification purposes (Minaee et al., 2021). These were especially effective when paired up with long shot-term memory (LSTM) modules, which also allowed recurrent neural networks to capture long term dependencies in the text. These LSTM modules outperformed existing approaches for text classification when a pre-training approach was employed (Howard & Ruder, 2018). This pre-training step involved training an LSTM language model on a generic corpus of text, and then further training it (fine-tuning) on the specific text clas-

sification task. Similar to word embeddings, the pre-training stage allows the machine learning model to capture contextual features of language related to its broader usage, and is one of the main practices that drives the performance of current language models such as ChatGPT (Ouyang et al., 2022). However, despite being the state of the architecture for some time, RNN based models had some limitations in relation to their scalability and computational efficiency.

At the time of submission for this paper, the state of the art architecture for text classification tasks is the transformer architecture (Vaswani, 2017), which overcomes the limitations of RNN based models and scales well with larger amounts of pre-training data and higher numbers of parameters (Hoffmann et al., 2022). Transformers apply attention heads to focus on the most important parts of a text to model language and use positional encoding to capture the order of words in a text. The most prominent transformer based model family for language representation (Laurer, Van Atteveldt, et al., 2024) that can be fine-tuned for text classification is bidirectional encoder representations from transformers (BERT) (Devlin, 2018). BERT language models do not only produce word embeddings that represent language in a vector space, but also capture context, meaning that the vector representation of a word changes depending on the sentence context of its usage. In summary, BERT models are able to achieve state of the art performance in text classification tasks (Laurer, Van Atteveldt, et al., 2024) by employing machine learning methods that mimic processes that would be used by researchers in manual content analysis: 1) Considering the ordering of text; 2) Considering how the meaning of words changes depending on context; 3) Focusing on specific parts of the text that are relevant for a classification problem, and; 4) Draw from a broader knowledge of language and its usage beyond the texts being classified. In this paper, I aim to technically replicate another process commonly used in content analysis, to interpret and contextualize texts based on knowledge.

2.4 Combining autoregressive and autoencoder language models for text classification (CAALM-TC)

There have been successful attempts to improve BERT’s performance, including refining the architecture and (pre-)training methods (He, Liu, Gao, & Chen, 2020), expanding the training data through data augmentation methods (Wei & Zou, 2019), or reconfiguring the model and the task under a different purpose, such as Natural Language Inference (NLI) (Laurer, Van Atteveldt, et al., 2024). In this paper I suggest Combining Autoregressive and Autoencoder Language Models for Text Classification (CAALM-TC), an approach that uses autoregressive language models such as GPT, LLaMA, or Mistral to conduct intermediate steps in text classification. These intermediate steps should mimic the steps that would be taken

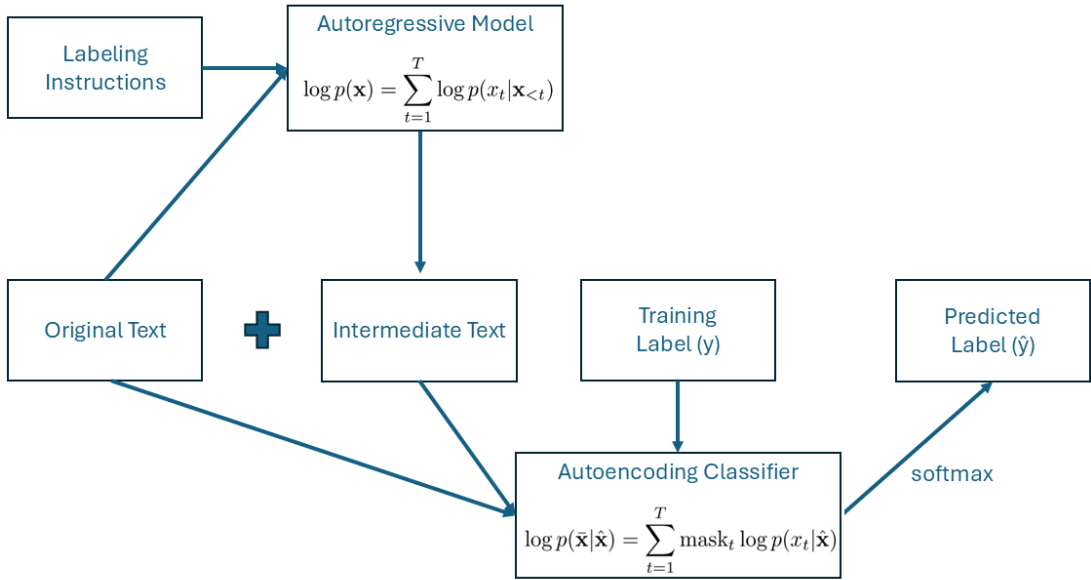


Figure 1: Representation of the CAALM pipeline

in manual classification, such as considering context or different interpretations of the text. In practice, this consists of generating an intermediate text, and then applying an autoencoder model to the combination of the original and the intermediate texts for labeling. For instance, for a classification problem that requires text to be classified as about the military or not, one can instruct the autoregressive model to provide an explanation on how the text to be labeled could relate to the military, while a BERT model could then take in the features of the original text and the explanation to output a label. The classification pipeline is represented in Figure 1

CAALM aligns with the data augmentation approaches described above to some extent, in the sense that it generates additional textual data to be fed to the BERT based classifier. However, most data augmentation techniques (Maharana, Mondal, & Nemade, 2022) involve generating new examples for training through techniques like translation or word replacement. CAALM, however, does not generate additional training examples, but supplements training, test, and inference data with additional text to boost performance and interpretability. In theory, this approach should leverage the strengths of both types of models while mitigating weaknesses.

Autoregressive language models are able to retrieve an extensive amount of knowledge due to their large training data, and display some capabilities that arise from their scale which are not manifested in smaller models, often labeled emergent abilities (Wei et al., 2022). However, these models are also prone to generating factually incorrect information, a phenomenon sometimes termed *hallucination* (Y. Zhang et

al., 2023), and, despite being able to perform classification tasks with none (zero-shot) or little (few-shot) training examples, their performance still tends to lag behind autoencoder models when enough training data is available (Bucher & Martini, 2024).

In contrast, autoencoder language models like BERT achieve state of the art performance in classification tasks by incorporating contextual knowledge in their embedding representation. However, they lack task specific knowledge beyond the numerical representation of the label provided by the researcher, hindering the extent to which contextual knowledge can be leveraged for a specific task. The amount of training data and number of parameters of the most prominent autoencoder models is also much smaller than the most prominent autoregressive models. As an example, the DeBERTaV3 autoregressive model has 86 million backbone parameters (He, Gao, & Chen, 2021) while the Mistral Nemo language model (AI, 2024) has 12 billion parameters. The amount of training data required for these models to be efficient scales up with the number of parameters (Hoffmann et al., 2022), therefore it is reasonable to assume that autoregressive models are also able to draw from more extensive knowledge bases than their smaller autoencoder counterparts. The smaller size of autoencoder models makes them more computationally efficient, but this may come at a performance cost stemming from the number of parameters and the amount of training data.

Combining autoregressive and autoencoder language models should offer several advantages over using these models in isolation: (1) While text generation with autoregressive models may generate inaccurate information that compromises validity, retaining the original text means that a BERT based classifier can also learn when to ignore the intermediate text, thus preserving validity and performance; (2) Using autoregressive models allows the researcher to draw from an extensive knowledge base provided by the higher number of parameters and training data. Importantly, the fact that this retrieval is done by generating text also allows the research to inspect and control the process. The risk that the model retrieves content that is not aligned with the construct of the researcher (e.g. by using a common sense definition of hate speech instead of an academic or legal one) is mitigated by the fact that the original text and labels are retained in the training of the BERT model. At the same time, even when inadequate, the intermediate text can be seen as introducing noise, thus making the model more resilient and less prone to overfitting the training data, just like *standard* data augmentation techniques; (3) Prompt based data generation gives the researcher more control in relation to the task in a similar way that defining a custom dictionary would. At the same time, the automating feature selection of BERT for the classification problem, enables some degree of flexibility in interpreting intermediate text in light of the classification task.

CAALM consolidates principles that have proven to be successful in other studies to create a text classification method that is particularly suitable for the social sciences. Usage of autoregressive models

for data augmentation was already implemented to generate additional training samples based on existing texts (Bayer et al., 2023), which can then be used as additional training data for other classifiers. Some approaches even rely exclusively on autoregressive models to craft labeled training datasets (Schick & Schütze, 2021). However, these approaches create new instances to address issues such as class imbalance, rather than augmenting existing texts, and, as mentioned above, may impose validity constraints on the concept being measured. The principle of incorporating specific information about the task at hand is also present in the BERT-NLI approach (Laurer, Van Atteveldt, et al., 2024; Moritz Laurer & Welbers, 2024), by reconfiguring classification as an NLI task and crafting text hypotheses that relate to the specific classification problem under study. However, BERT-NLI relies solely on autoencoder models, specifically trained for NLI tasks. Overall, the CAALM-TC approach targets higher accuracy, interpretability, and validity by combining the strengths of different types of language models.

3 Experimental setup

Given that the goal of CAALM-TC is to provide a new text classification approach suitable for the social sciences, the empirical experiments setup and the code used draw heavily from the work of Laurer and colleagues (Laurer, Van Atteveldt, et al., 2024) on the BERT-NLI paper, where the authors aimed to showcase how reconfiguring a text classification problem to a natural language inference format. They have shown that NLI BERT models generally outperform standard BERT supervised classification methods. Similarly, I aim to assess the evaluation metrics associated with including and excluding CAALM in BERT based classification. However, it is important to note that the CAALM experiments hold all parameters and hyperparameters constant aside from the addition of the generated intermediate text, to avoid confounding factors as much as possible. This means that any performance gains represented here do not necessarily represent the maximum performance of the CAALM approach, but the performance when all factors remain constant. Increasing the number of training epochs and further hyperparameter or prompt tuning would likely lead to substantial gains in performance for the benchmark datasets. Datasets and code to replicate the experiments are available in this GitHub repository.

3.1 Models

CAALM involves selecting one autoregressive language model for text generation and one autoencoder language model with a classification head to be fine-tuned to the classification task. I do not test any classic machine learning algorithm such as SVMs and RF, given that it has been established across multiple studies that BERT based models tend to outperform them in most classification tasks (Laurer, Van Atteveldt,

et al., 2024; Bucher & Martini, 2024). For the autoregressive model, I selected (Mistral-Nemo Instruct), an open weights model with 12 billion parameters that was fine-tuned to follow instructions. The model offers a good trade-off between model size and computational efficiency, allowing it to be run locally on 2 NVIDIA RTX 6000 ADA Graphics Processing Units (GPUs). The model is not moderated, meaning it was not fine-tuned to avoid certain topics or outputs with reinforcement learning with human feedback. This is important for tasks that may require the model to interact with problematic content, such as hate speech classification. The main disadvantage of using Mistral Nemo is that, despite having weights available for inference and fine-tuning, in contrast with closed models like OpenAI’s GPT-4o, many details regarding its training data and procedures are not known, making it more challenging to estimate the appropriateness of the model for specific classification tasks. Considering that inference using the autoregressive model is the most computationally expensive part of the CAALM approach, no other models were tested for the autoregressive component to minimize energy and environmental costs.

Regarding the autoencoder model, I relied primarily on the DeBERTa V3 model (He et al., 2021) for two key reasons. Firstly, it was shown to outperform or match other BERT based models on a wide range of tasks (He et al., 2021) including classification, secondly, it was the model underlying the BERT-NLI (Laurer, Van Atteveldt, et al., 2024) approach that achieved substantial improvements over baseline BERT models for text classification, allowing us to establish a direct comparison with the results from this approach. The DeBERTa V3 model has 86M backbone parameters and was trained on 160GB of data. For BERT-NLI benchmarks, I used the version of DeBERTa that was used in the paper (Laurer, Van Atteveldt, et al., 2024) (DeBERTa-v3-base-mnli-fever-docnli-ling-2c). However, to ensure that the approach would also generalize to other BERT models, I also employed the RoBERTa-large (Liu et al., 2019) model to test if the approach would generalize across models. The RoBERTa-large model from Facebook has 355 million parameters and was trained on 160GB of English text, similarly to DeBERTa. RoBERTa was selected because it is also one of the top performing models for text classification tasks (Bucher & Martini, 2024).

3.2 Datasets

The main goal of the empirical component of this paper is to evaluate the gains of the CAALM approach for social science text classification tasks, as such, testing also relies on three of the datasets used in the BERT-NLI paper (Laurer, Van Atteveldt, et al., 2024), which has similar goals. Additionally, while the main goal of the paper is not to establish a comparison with the BERT-NLI approach, selecting the same datasets makes it easier to assess if the usage of CAALM on top of BERT-NLI is able to push the bound-

aries of accuracy and F1 scores. We select two datasets related to stance classification from the Manifesto Corpus, one aiming to classify texts in favor, against, or neutral to the military, and the other in relation to traditional morality. We chose the military stance detection dataset given that it is a more explicit construct, while traditional morality can be seen as more abstract and subject to interpretation. Comparing the performance of CAALM across two datasets with a similar format and different levels of abstraction allows a comparison of its performance across tasks with fewer confounding factors.

In addition to the two manifesto datasets, I test the approach on the coronanet dataset (Cheng, Barceló, Hartnett, Kubinec, & Messerschmidt, 2020) with 20 different classes referring to different policy measure categories in relation to the Covid-19 pandemic. This enables me to assess how CAALM performs in instances where multiple classes are available. Both the manifesto and coronanet were used in the same state and the same train and test splits as available in the clean data folder of the BERT-NLI repository, without further preprocessing aside from quick checks to remove confidential information from the dataset such as API keys. Finally, to assess how the approach performs in a non-policy related dataset I used the hate speech and offensive language classification dataset by Davidson and colleagues (Davidson et al., 2017). The dataset was randomly split with a seed of 42 between 10 000 training examples, with the remaining 14 783 examples being assigned to the test set.

3.3 Procedure

The standard procedure for CAALM-TC consists of generating the intermediate text with an autoregressive language model and classifying the original text and the intermediate text with a BERT based model. To generate the text in batches, I developed code that converts the text to the format expected by the Mistral Nemo Instruct model, and provided a prompt to be applied to every example to support the classification problem. For each dataset, the problem described the classification task and asked the model to explain and provide context to the given text. For the datasets used in the BERT NLI paper (Laurer, Van Atteveldt, et al., 2024), the NLI hypotheses formulated for that paper were used in the autoregressive model prompt. For the hate speech dataset instruction prompt, I drew from the description of the task in the paper itself. To avoid surpassing the 512 token limit of most BERT models, the model was asked to limit the description to 200 words. Additionally, to avoid making the BERT classifier too dependent from labels assigned by Nemo, it was also requested that the model refrains from giving a classification explicitly. Intermediate text was generated both for the training and test sets, at a rate of about 1 000 examples per hour on a single RTX 6000 ADA GPU. As an example, this was the text used for the military stance task:

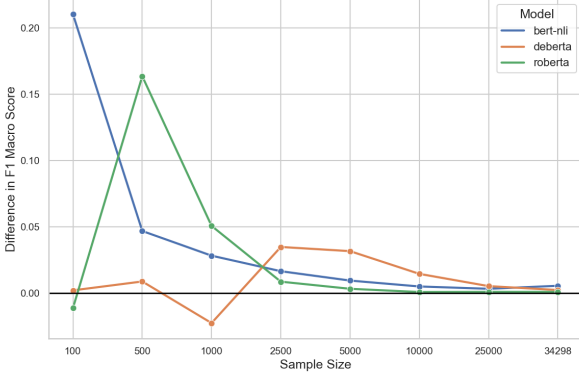
"You are an explaining assistant. Can you provide some contextual information that would help classify the following quote as positive towards the military, for example for military spending, defense, military treaty obligations, as negative towards the military, for example against military spending, for disarmament, against conscription, or not about military or defense? Refrain from giving a classification yourself, just give me the context and aim for approximately 200 words. Here is the quote, with the preceding and following text for context:"

For the classification component of CAALM I used an adjusted version of the BERT-NLI demo script, removing the NLI components for tests that did not involve transforming the dataset to an NLI task. To enhance comparability across tests, the default hyperparameters of the demo script were kept and held consistent across tests. The only change was that the number of training epochs was doubled for non-NLI tests, given that the process of converting the datasets to the entailment task enlarges the dataset up to double its original size. Thus, doubling the number of epochs ensured that the amount of training data fed was consistent across tests. The core tests were run on training sample sizes of 100, 500, 1000, 2500, 5000, 25000 and full data, up to the maximum size of the training set. To minimize the risk of random variations in performance five runs were run per sample size, model, dataset and context condition, with global random seeds of 42-46. The same test dataset was used across runs and algorithms to ensure consistency. For reference, I also generated zero-shot labels for the training and test datasets using Mistral Nemo, with the prompt consisting of a description of the categories as described above and a request to output only the category label. The project was approved by the ethics review board of the Erasmus School of History, Culture and Communication with reference ETH2324-0044.

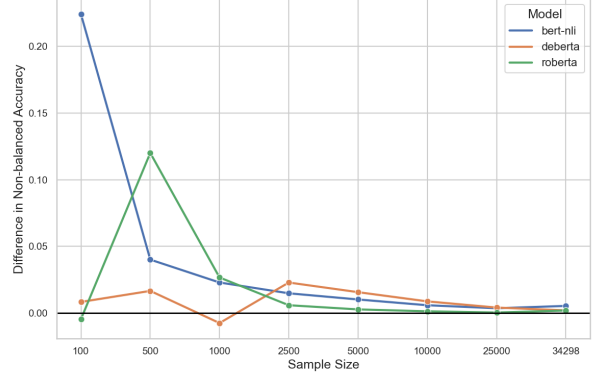
4 Results

To test the gains of CAALM, I compare the baseline DeBERTa V3, RoBERTa and BERT-NLI models without CAALM to the version that includes the Mistral Nemo generated texts. Figures 2a-2h below present the differences between the baseline models and CAALM models per dataset and sample size, for macro F1 and standard (non-balanced) accuracy. The values are averaged across the 5 different random seeds.

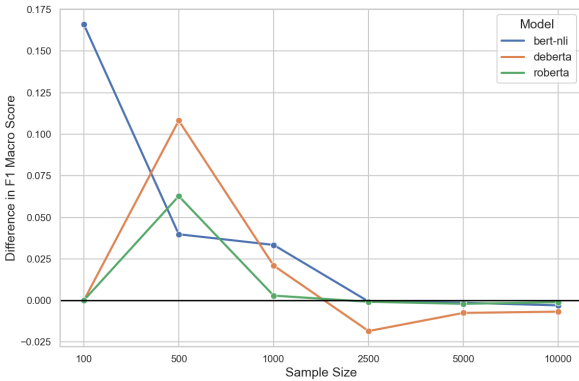
The visual representation of evaluation metrics allows us to draw four key conclusions. (1) Overall, **implementation of CAALM improves the metrics of the three tested models**: baseline DeBERTa V3, baseline RoBERTa, and BERT-NLI. Paired samples t-tests show that the average macro F1 score with CAALM is significantly higher than without CAALM, with a mean difference of .024, $t(359) = 7.98$, $p < .001$. Similarly, the average balanced accuracy with CAALM is higher by .027, $t(359) = 9.57$,



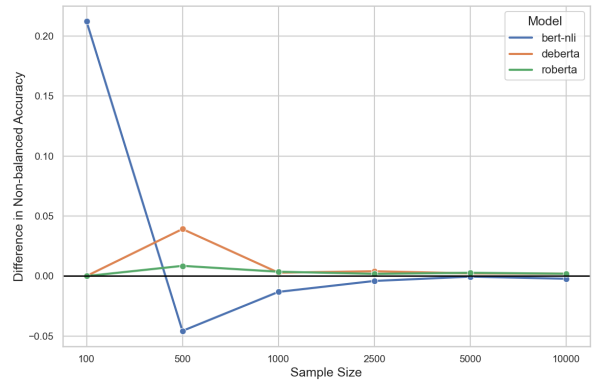
(a) Difference in F1 Macro Score for Corona



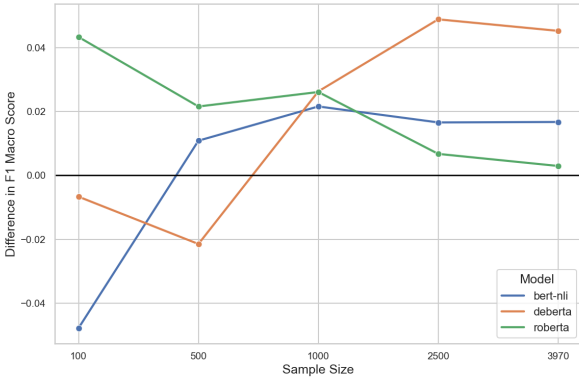
(b) Difference in Non-balanced Accuracy for Corona



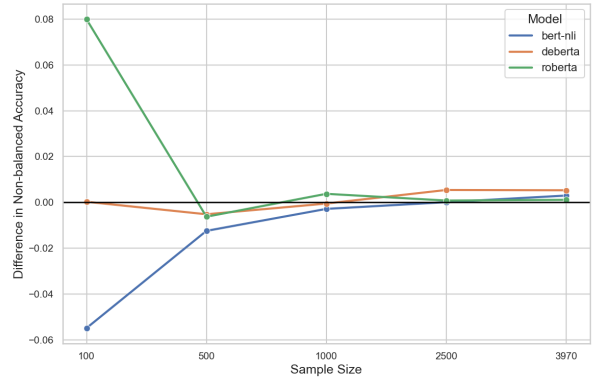
(c) Difference in F1 Macro Score for Hate



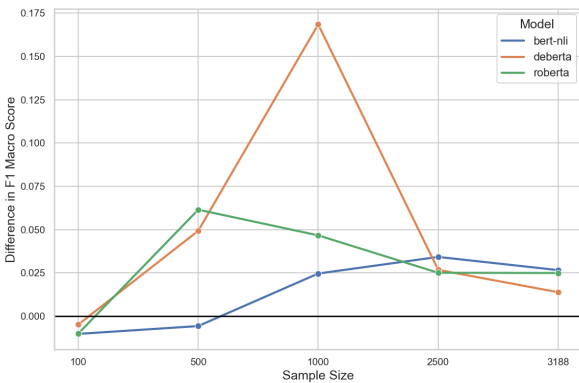
(d) Difference in Non-balanced Accuracy for Hate



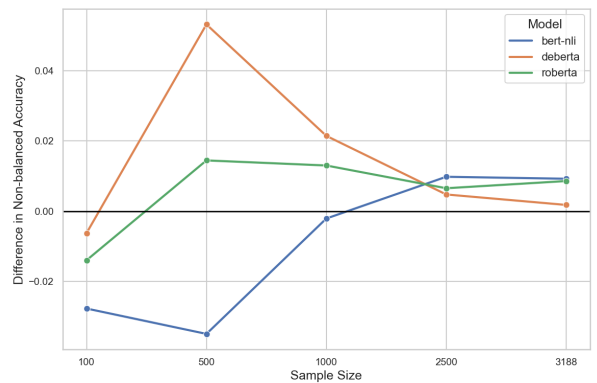
(e) Difference in F1 Macro Score for Military



(f) Difference in Non-balanced Accuracy for Military



(g) Difference in F1 Macro Score for Morality



(h) Difference in Non-balanced Accuracy for Morality

Figure 2: Comparison of Metric Differences Across Datasets

$p < .001$. The average standard accuracy also improves with CAALM by .012, $t(359) = 3.47$, $p = .001$.

(2) **Performance gains are more expressive with smaller samples.** With some variation between datasets and metrics, the most noticeable differences in performance occur for sample sizes equal or below 2500. When excluding larger samples, the mean difference between the CAALM and baseline conditions increases from 0.024 to 0.031 for macro F1 score, from 0.027 to 0.036 for balanced accuracy, and from 0.012 to 0.016 for standard accuracy. All differences remain significant at a $p < .001$ level. A repeated measures ANOVA reveals significant interactions between CAALM and small sample sizes for macro F1, $F(1, 358) = 14.33$, $p < .001$ and balanced accuracy, $F(1, 358) = 21.17$, $p < .001$. The interaction for standard accuracy is not significant, $F(1, 358) = 2.57$, $p = .110$.

(3) The **advantages of CAALM are more substantial in tasks that are more abstract**, but these gains are not as clear cut as for sample size. The Military dataset, where support for the military can be determined mostly by the presence or absence of certain expressions, showed the lowest gains among all datasets. A repeated measures ANOVA indicates that the interaction between CAALM and the Military dataset is marginally significant for macro F1, $F(1, 358) = 2.75$, $p = .098$, but not significant for balanced accuracy, $F(1, 358) = 0.17$, $p = .682$ and standard accuracy, $F(1, 358) = 2.57$, $p = .110$.

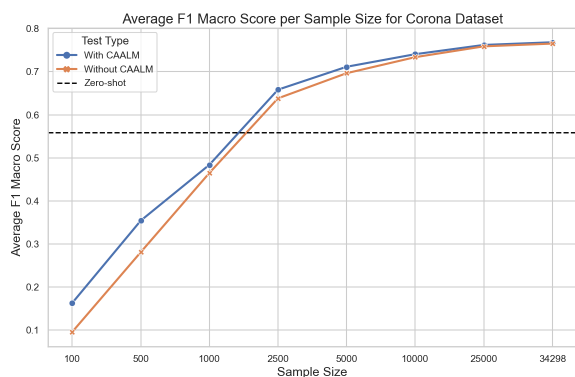
(4) The numbers above show that the main gains in evaluation metrics can be seen in macro F1 and balanced accuracy scores, given that for standard accuracy these gains are either smaller, or even negative in some cases. Taken together with the sample size findings, this information means that **CAALM tends to bring the highest gains for underrepresented classes in the dataset**, given that both balanced accuracy and macro F1 are more sensitive to these gains than standard accuracy.

4.1 Comparison with zero-shot

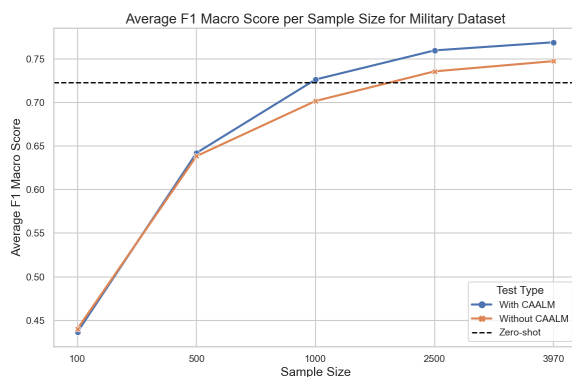
The section above establishes that CAALM can bring significant gains over autoencoder based approaches like BERT. However, it does not establish in what conditions is CAALM superior to zero-shot autoregressive approaches. To test this, the input prompt for Mistral Nemo was adjusted to request a label for the original text based on the description of the categories for each dataset. The model was instructed to only provide the label, and no additional context. This enables a comparison between the CAALM based approaches and zero-shot learning, making it clear under what conditions is one preferred over the other.

Figure 3 plots the average F1 Macro across all models with CAALM and without CAALM, comparing them to the performance of zero-shot classification. Consistently with the findings above, CAALM and BERT based approaches are less useful for more explicit tasks. On the Military dataset, gains above the performance of zero-shot predictions are only seen with training sample sizes above 2500 examples.

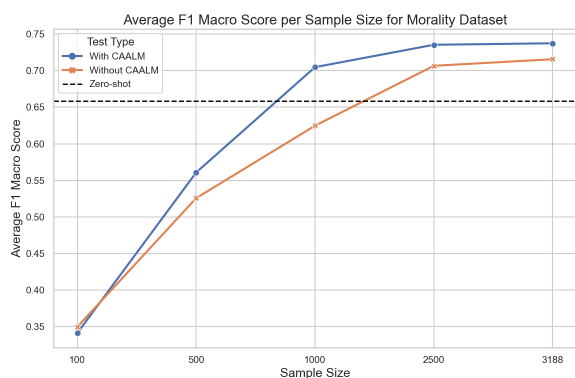
This is also the performance threshold for the Corona dataset, but this is to be expected given the high number of classes in this dataset, which makes zero-shot models comparatively more efficient until a certain number of examples per class is included in the training set. On the other end of the spectrum, for the highly interpretative task of hate speech detection, CAALM outperforms zero-shot classification for sample sizes of 500 and above. For morality stance detection, the threshold is 1000 examples. Taken together, the figures seem to suggest that there is a task dependent sweet spot where CAALM might yield the larger performance gains. For very small training datasets, or very infrequent classes, zero-shot autoregressive models might achieve the highest performance gains. On the other end, CAALM performance gains become marginal for larger sample sizes, especially above 5000 examples. Thus, it appears that CAALM becomes a preferred option for training samples between 500 and 5000, which may often coincide with the amount of labeled data produced for social science text classification tasks.



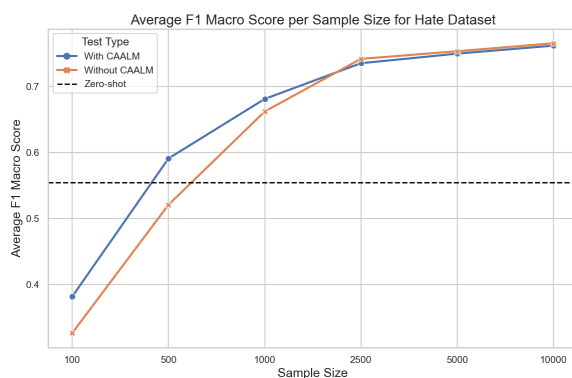
(a) Corona



(b) Military



(c) Morality



(d) Hate

Figure 3: Average F1 Macro Score per Sample Size Across Datasets, Comparison with Zero-shot Nemo

4.2 Is CAALM an ensemble classifier?

In the instructions for the autoregressive model, the prompts were designed to retrieve useful context for the classification task, but asked the model to refrain from giving a classification. The rationale being that the knowledge base of the autoregressive would drive performance gains of the BERT autoencoder model which provides the actual classification. However, it is substantially less computationally expensive to request that a model simply outputs the labels, given that the number of tokens to be generated is much smaller.

To test if asking for longer autoregressive outputs makes a difference, I instructed Mistral Nemo to only generate the label predictions, and appended these label predictions to the end of the input texts to be fed to DeBERTa V3. A comparison between the full context metrics and the only labels metrics shows that both macro F1 (Mean difference = .005, $t(119) = 0.85$, $p = .397$) and balanced accuracy (Mean difference = .008, $t(119) = 0.28$, $p = .202$) are slightly higher for the context condition, but lower for standard accuracy (Mean difference = -.004, $t(119) = 1.55$, $p = .123$), with none of these differences being significant at a $p < .05$ level. This suggests that any small gains in generating longer contexts are likely not worth the additional computational power required for text generation. As a caveat to these findings, it should be noted that potential gains with the generation of longer intermediate texts may also have been mitigated by the 512 token limit of baseline BERT models. While most original and intermediate text combinations were below this threshold, it is possible that autoencoder models with higher token limits such as Longformer (Beltagy, Peters, & Cohan, 2020) yield a larger difference between label only and full context generation.

5 Discussion

In this paper, I propose CAALM, an approach combining autoregressive and autoencoder models for text classification. Overall, results show that CAALM increases evaluation metrics for baseline BERT models and on top of other approaches such as BERT-NLI, particularly with smaller datasets and abstract tasks. The performance gains shown in this paper should be enough for scholars implementing BERT text classification approaches to consider experimenting with autoregressive generated context. There is a sweet spot for CAALM efficiency that lies on training samples between 500 and 5000 for most datasets, and while the average gains are around 2-3 percentage points for Macro F1 and balanced accuracy, gains above 10% were observed for some sample size and model combinations. While CAALM might be computationally expensive to implement with large inference samples, assessing its gains over a relatively small datasets is not,

and therefore is a viable alternative when seeking performance gains without labeling additional data.

In theory, any instruction tuned model can be used for CAALM, including popular commercial models such as ChatGPT or Claude, requiring only the addition of a new column to the text dataset that includes the LLM generated intermediate text or labels. It is possible that, by using models with a higher number of parameters, researchers observe gains even greater to the ones shown in this paper. In addition, the the highest performance metrics from the CAALM experiments do not account for potential hyperparameter search and tuning, or prompt adjusting, which could yield even higher gains. In line with previous research (Bucher & Martini, 2024), results show that for most sample sizes and tasks, baseline BERT and CAALM had superior performance when compared with zero-shot autoregressive predictions. However, these zero-shot models are still useful for very small samples or very infrequent classes. Additionally, few-shot learning or autoregressive model fine-tuning approaches were not tested, which might yield slightly superior performance when compared to zero-shot classification.

There are two downsides to the CAALM approach as implemented in this paper. The main one is that it is a computationally intensive approach, given that it involves generating contextual text not only for the training and validation data, but also for any data being inferred. In cases where inference datasets are very large (i.e. above the 1 million mark), performance gains may not justify the computational costs of combining two types of language models, even when researchers limit autoregressive text generation to the labels themselves. However, it is reasonable to expect that, with gains in autoregressive LLM efficiency and computing hardware capabilities, the computational costs of CAALM will become less severe and the approach can become viable in larger datasets. The second downside is the apparent sensitivity of CAALM to the nature of the task, sample size, and the prompt, given that we only saw substantive gains in some datasets under certain conditions, such as the concurrent application of the NLI approach and small dataset sizes.

However, some of the advantages underlying CAALM are independent of the specific performance gains shown. As argued in the related work section, combining autoregressive and autoencoder language models gives researchers the knowledge base of the former and the control of the former. Compared to zero-shot and few shot approaches, the fact that a reasonable number of training examples are provided to the algorithm offers greater control to researchers over the classification process and hopefully mitigates validity concerns that stem from the unpredictable nature of autoregressive LLMs. For instance, comparable approaches such as BERT-NLI were shown to mitigate the impacts of bias in the training data on output validity (Laurer, van Attevelde, Casas, & Welbers, 2024). Overall, CAALM was shown to be promising in text classification tasks where obtaining large labeled datasets is costly and where performance gains for underrepresented classes are particularly relevant.

Future research could explore how autoregressive model size and architecture relate to gains observed with CAALM. By having a better understanding of a model size - performance gains trade-off, researchers are better equipped to select a combination of models and datasets that maximizes evaluation metrics while minimizing computational requirements. It would also be relevant to investigate how changes in hyperparameters would lead to improvements in CAALM. Reducing regularization techniques such as weight decay, for instance, could allow the model to assign greater importance to autoregressive generated labels, thus increasing performance, albeit at a higher risk of overfitting to the training data.

6 Practical Recommendations

CAALM can be a useful approach for research teams who are constrained in the amount of labeled data they can obtain, and who are particularly concerned with performance of text classifiers in underrepresented classes. Researchers, particularly in the social sciences, often used fixed thresholds for acceptable reliability in content analysis, such as .67 for Krippendorff’s Alpha (Hayes & Krippendorff, 2007). If reliability requirements are known in advance, the charts presented in the results section of this paper offer practical guidance on how evaluation metrics respond to variations in sample size, classifier model, task, and inclusion of context.

In principle, experimenting with CAALM can be beneficial in most use cases where increases in performance could enhance the quality of the research. However, while only the Mistral Nemo model was tested, researchers should carefully consider model selection in light of their aims and the nature of the classification task. Commercial models provided by companies such as OpenAI and Anthropic may outperform Mistral Nemo both in zero-shot classification and CAALM, but they come with trade-offs in relation to openness, privacy, and, for very large samples, costs. Additionally, many of these models have *guardrails* implemented through reinforcement learning with human feedback (Dai et al., 2023) to avoid certain types of outputs, which might make them unsuitable for tasks that require engaging with problematic context such as hate speech detection. On the other end of the spectrum, smaller autoregressive models such as Phi-3 (Abdin et al., 2024) or Llama 3.2 3B (Dubey et al., 2024) may enable researchers with modest hardware, such as consumer grade GPUs, to apply CAALM to datasets extending to millions of examples. However, the smaller number of parameters might also result in smaller performance gains, depending on the classification task.

7 Funding

This research was funded by a VENI grant VI.Veni.221S.154 from the Dutch Research Council (NWO).

The funding sources had no involvement in the study design; in the collection, analysis and interpretation of data; in the writing of the report; and in the decision to submit the article for publication.

References

- Abdin, M., Aneja, J., Awadalla, H., Awadallah, A., Awan, A. A., Bach, N., ... others (2024). Phi-3 technical report: A highly capable language model locally on your phone. *arXiv preprint arXiv:2404.14219*.
- AI, M. (2024). *Mistral NeMo — mistral.ai*. <https://mistral.ai/news/mistral-nemo/>. ([Accessed 30-10-2024])
- Baden, C., Pipal, C., Schoonvelde, M., & van der Velden, M. A. G. (2022). Three gaps in computational text analysis methods for social sciences: A research agenda. *Communication Methods and Measures*, 16(1), 1–18.
- Bayer, M., Kaufhold, M.-A., Buchhold, B., Keller, M., Dallmeyer, J., & Reuter, C. (2023). Data augmentation in natural language processing: a novel text generation approach for long and short text classifiers. *International journal of machine learning and cybernetics*, 14(1), 135–150.
- Beltagy, I., Peters, M. E., & Cohan, A. (2020). Longformer: The long-document transformer. *arXiv preprint arXiv:2004.05150*.
- Berger, A. A. (2018). *Media and communication research methods: An introduction to qualitative and quantitative approaches*. Sage Publications.
- Bucher, M. J. J., & Martini, M. (2024). *Fine-tuned 'small' llms (still) significantly outperform zero-shot generative ai models in text classification*. Retrieved from <https://arxiv.org/abs/2406.08660>
- Budak, C., Garrett, R. K., & Sude, D. (2021). Better crowdcoding: Strategies for promoting accuracy in crowdsourced content analysis. *Communication Methods and Measures*, 15(2), 141–155.
- Cheng, C., Barceló, J., Hartnett, A. S., Kubinec, R., & Messerschmidt, L. (2020). Covid-19 government response event dataset (coronaset v. 1.0). *Nature human behaviour*, 4(7), 756–768.
- Dai, J., Pan, X., Sun, R., Ji, J., Xu, X., Liu, M., ... Yang, Y. (2023). Safe rlhf: Safe reinforcement learning from human feedback. *arXiv preprint arXiv:2310.12773*.
- Davidson, T., Warmsley, D., Macy, M., & Weber, I. (2017). Automated hate speech detection and the problem of offensive language. In *Proceedings of the international aaai conference on web and social media* (Vol. 11, pp. 512–515).
- Devlin, J. (2018). Bert: Pre-training of deep bidirectional transformers for language understanding. *arXiv preprint arXiv:1810.04805*.
- Dubey, A., Jauhri, A., Pandey, A., Kadian, A., Al-Dahle, A., Letman, A., ... others (2024). The llama 3 herd of models. *arXiv preprint arXiv:2407.21783*.
- Grimmer, J., & Stewart, B. M. (2013). Text as data: The promise and pitfalls of automatic content analy-

- sis methods for political texts. *Political Analysis*, 21(3), 267–297. doi: 10.1093/pan/mps028
- Hartmann, J., Huppertz, J., Schamp, C., & Heitmann, M. (2019). Comparing automated text classification methods. *International Journal of Research in Marketing*, 36(1), 20–38.
- Hayes, A. F., & Krippendorff, K. (2007). Answering the call for a standard reliability measure for coding data. *Communication methods and measures*, 1(1), 77–89.
- He, P., Gao, J., & Chen, W. (2021). *Debertav3: Improving deberta using electra-style pre-training with gradient-disentangled embedding sharing*.
- He, P., Liu, X., Gao, J., & Chen, W. (2020). Deberta: Decoding-enhanced bert with disentangled attention. *arXiv preprint arXiv:2006.03654*.
- Hoffmann, J., Borgeaud, S., Mensch, A., Buchatskaya, E., Cai, T., Rutherford, E., ... others (2022). An empirical analysis of compute-optimal large language model training. *Advances in Neural Information Processing Systems*, 35, 30016–30030.
- Howard, J., & Ruder, S. (2018). *Universal language model fine-tuning for text classification*. Retrieved from <https://arxiv.org/abs/1801.06146>
- King, G., Schneer, B., & White, A. (2017). How the news media activate public expression and influence national agendas. *Science*, 358(6364), 776–780.
- Laurer, M., Van Atteveldt, W., Casas, A., & Welbers, K. (2024). Less annotating, more classifying: Addressing the data scarcity issue of supervised machine learning with deep transfer learning and bert-nli. *Political Analysis*, 32(1), 84–100.
- Laurer, M., van Atteveldt, W., Casas, A., & Welbers, K. (2024). On measurement validity and language models: Increasing validity and decreasing bias with instructions. *Communication Methods and Measures*, 1–17.
- LeCun, Y., Bengio, Y., & Hinton, G. (2015). Deep learning. *nature*, 521(7553), 436–444.
- Liu, Y., Ott, M., Goyal, N., Du, J., Joshi, M., Chen, D., ... Stoyanov, V. (2019). Roberta: A robustly optimized BERT pretraining approach. *CoRR*, abs/1907.11692. Retrieved from <http://arxiv.org/abs/1907.11692>
- Maharana, K., Mondal, S., & Nemade, B. (2022). A review: Data pre-processing and data augmentation techniques. *Global Transitions Proceedings*, 3(1), 91–99.
- Mikolov, T., Sutskever, I., Chen, K., Corrado, G. S., & Dean, J. (2013). Distributed representations of words and phrases and their compositionality. *Advances in neural information processing systems*, 26.
- Minaee, S., Kalchbrenner, N., Cambria, E., Nikzad, N., Chenaghlu, M., & Gao, J. (2021, April). Deep learning-based text classification: A comprehensive review. *ACM Comput. Surv.*, 54(3). Retrieved

- from <https://doi.org/10.1145/3439726> doi: 10.1145/3439726
- Moritz Laurer, A. C., Wouter van Atteveldt, & Welbers, K. (2024). On measurement validity and language models: Increasing validity and decreasing bias with instructions. *Communication Methods and Measures*, 0(0), 1–17. Retrieved from <https://doi.org/10.1080/19312458.2024.2378690> doi: 10.1080/19312458.2024.2378690
- Nobata, C., Tetreault, J., Thomas, A., Mehdad, Y., & Chang, Y. (2016). Abusive language detection in online user content. In *Proceedings of the 25th international conference on world wide web* (p. 145–153). Republic and Canton of Geneva, CHE: International World Wide Web Conferences Steering Committee. Retrieved from <https://doi.org/10.1145/2872427.2883062> doi: 10.1145/2872427.2883062
- Ouyang, L., Wu, J., Jiang, X., Almeida, D., Wainwright, C., Mishkin, P., ... others (2022). Training language models to follow instructions with human feedback. *Advances in neural information processing systems*, 35, 27730–27744.
- Schick, T., & Schütze, H. (2021). Generating datasets with pretrained language models. In *Proceedings of the 2021 conference on empirical methods in natural language processing* (pp. 6943–6951).
- Spence, R., Bifulco, A., Bradbury, P., Martellozzo, E., & DeMarco, J. (2023). The psychological impacts of content moderation on content moderators: A qualitative study. *Cyberpsychology: Journal of Psychosocial Research on Cyberspace*, 17(4).
- Stone, P. J., Bales, R. F., Namenwirth, J. Z., & Ogilvie, D. M. (1962). The general inquirer: A computer system for content analysis and retrieval based on the sentence as a unit of information. *Behavioral Science*, 7(4), 484.
- Vaswani, A. (2017). Attention is all you need. *Advances in Neural Information Processing Systems*.
- Wei, J., Tay, Y., Bommasani, R., Raffel, C., Zoph, B., Borgeaud, S., ... others (2022). Emergent abilities of large language models. *arXiv preprint arXiv:2206.07682*.
- Wei, J., & Zou, K. (2019, November). EDA: Easy data augmentation techniques for boosting performance on text classification tasks. In K. Inui, J. Jiang, V. Ng, & X. Wan (Eds.), *Proceedings of the 2019 conference on empirical methods in natural language processing and the 9th international joint conference on natural language processing (emnlp-ijcnlp)* (pp. 6382–6388). Hong Kong, China: Association for Computational Linguistics. Retrieved from <https://aclanthology.org/D19-1670> doi: 10.18653/v1/D19-1670
- Zhang, X., Zhao, J., & LeCun, Y. (2015). Character-level convolutional networks for text classification. *Advances in neural information processing systems*, 28.
- Zhang, Y., Li, Y., Cui, L., Cai, D., Liu, L., Fu, T., ... others (2023). Siren’s song in the ai ocean: a sur-

vey on hallucination in large language models. *arXiv preprint arXiv:2309.01219*.

8 Appendix

Table 1: Coronanet Dataset

Model	CAALM	Sample size	Macro F1	Micro F1	Balanced Accuracy	Loss
Roberta-large	With CAALM	100	0.0244	0.1498	0.0654	2.9320
Roberta-large	With CAALM	500	0.4401	0.5810	0.4586	1.5734
Roberta-large	With CAALM	1000	0.6742	0.7138	0.6692	1.0594
Roberta-large	With CAALM	2500	0.7280	0.7430	0.7254	1.0533
Roberta-large	With CAALM	5000	0.7446	0.7556	0.7434	1.0480
Roberta-large	With CAALM	10000	0.7581	0.7676	0.7577	1.0383
Roberta-large	With CAALM	25000	0.7770	0.7851	0.7749	0.9770
Roberta-large	With CAALM	34298	0.7819	0.7911	0.7800	0.9577
Roberta-large	Without CAALM	100	0.0354	0.1542	0.0715	2.9348
Roberta-large	Without CAALM	500	0.2764	0.4610	0.3051	1.9754
Roberta-large	Without CAALM	1000	0.6233	0.6871	0.6230	1.1355
Roberta-large	Without CAALM	2500	0.7193	0.7371	0.7163	1.0502
Roberta-large	Without CAALM	5000	0.7412	0.7528	0.7391	1.0316
Roberta-large	Without CAALM	10000	0.7572	0.7662	0.7562	1.0168
Roberta-large	Without CAALM	25000	0.7760	0.7846	0.7750	0.9266
Roberta-large	Without CAALM	34298	0.7809	0.7891	0.7798	0.9170
Deberta V3	With CAALM	100	0.0151	0.1185	0.0546	2.9416
Deberta V3	With CAALM	500	0.0443	0.2233	0.0934	2.6796
Deberta V3	With CAALM	1000	0.1618	0.3801	0.2190	2.1089
Deberta V3	With CAALM	2500	0.5819	0.6756	0.5900	1.2240
Deberta V3	With CAALM	5000	0.7046	0.7387	0.7039	1.0207
Deberta V3	With CAALM	10000	0.7491	0.7590	0.7490	0.9532
Deberta V3	With CAALM	25000	0.7702	0.7782	0.7698	0.8778
Deberta V3	With CAALM	34298	0.7753	0.7829	0.7764	0.8556
Deberta V3	Without CAALM	100	0.0129	0.1101	0.0522	2.9442
Deberta V3	Without CAALM	500	0.0353	0.2066	0.0835	2.7016
Deberta V3	Without CAALM	1000	0.1842	0.3875	0.2320	2.1353
Deberta V3	Without CAALM	2500	0.5470	0.6526	0.5557	1.2913
Deberta V3	Without CAALM	5000	0.6728	0.7230	0.6745	1.0698
Deberta V3	Without CAALM	10000	0.7344	0.7502	0.7326	0.9998
Deberta V3	Without CAALM	25000	0.7648	0.7741	0.7652	0.9068
Deberta V3	Without CAALM	34298	0.7729	0.7808	0.7736	0.8696
BERT NLI	With CAALM	100	0.4498	0.4427	0.4674	0.4276
BERT NLI	With CAALM	500	0.5789	0.5977	0.6078	0.2890
BERT NLI	With CAALM	1000	0.6160	0.6341	0.6434	0.2718
BERT NLI	With CAALM	2500	0.6650	0.6889	0.6859	0.2381
BERT NLI	With CAALM	5000	0.6853	0.7091	0.7127	0.2266
BERT NLI	With CAALM	10000	0.7148	0.7323	0.7390	0.1955
BERT NLI	With CAALM	25000	0.7392	0.7536	0.7602	0.1802
BERT NLI	With CAALM	34298	0.7477	0.7598	0.7689	0.1764
BERT NLI	Without CAALM	100	0.2394	0.2188	0.2570	0.6959
BERT NLI	Without CAALM	500	0.5319	0.5576	0.5485	0.3090
BERT NLI	Without CAALM	1000	0.5876	0.6111	0.6038	0.3041
BERT NLI	Without CAALM	2500	0.6483	0.6741	0.6656	0.2474
BERT NLI	Without CAALM	5000	0.6757	0.6988	0.7018	0.2367
BERT NLI	Without CAALM	10000	0.7097	0.7264	0.7328	0.2108
BERT NLI	Without CAALM	25000	0.7358	0.7499	0.7582	0.1852
BERT NLI	Without CAALM	34298	0.7421	0.7544	0.7648	0.1825

Table 2: Morality Dataset

Model	Context	Sample size	Macro F1	Micro F1	Balanced Accuracy	Loss
Roberta-large	With CAALM	100	0.3615	0.7839	0.4171	0.5926
Roberta-large	With CAALM	500	0.6620	0.8983	0.7416	0.3494
Roberta-large	With CAALM	1000	0.7479	0.9228	0.8478	0.4686
Roberta-large	With CAALM	2500	0.7538	0.9233	0.8556	0.8865
Roberta-large	With CAALM	3188	0.7655	0.9310	0.8569	0.9624
Roberta-large	Without CAALM	100	0.3715	0.7979	0.4056	0.6171
Roberta-large	Without CAALM	500	0.6005	0.8839	0.6733	0.4156
Roberta-large	Without CAALM	1000	0.7012	0.9098	0.7860	0.4536
Roberta-large	Without CAALM	2500	0.7287	0.9167	0.8078	0.8215
Roberta-large	Without CAALM	3188	0.7405	0.9225	0.8268	1.0539
Deberta V3	With CAALM	100	0.2631	0.7421	0.3333	0.7587
Deberta V3	With CAALM	500	0.4552	0.8467	0.5622	0.4107
Deberta V3	With CAALM	1000	0.6820	0.9011	0.7659	0.3066
Deberta V3	With CAALM	2500	0.7452	0.9231	0.8182	0.3155
Deberta V3	With CAALM	3188	0.7428	0.9251	0.8134	0.3541
Deberta V3	Without CAALM	100	0.2679	0.7483	0.3329	0.8297
Deberta V3	Without CAALM	500	0.4058	0.7935	0.4994	0.5026
Deberta V3	Without CAALM	1000	0.5134	0.8797	0.5825	0.3662
Deberta V3	Without CAALM	2500	0.7184	0.9184	0.7810	0.3441
Deberta V3	Without CAALM	3188	0.7289	0.9234	0.7938	0.4002
BERT NLI	With CAALM	100	0.3997	0.6246	0.5371	0.7111
BERT NLI	With CAALM	500	0.5654	0.8231	0.7888	0.4250
BERT NLI	With CAALM	1000	0.6844	0.8971	0.8409	0.2171
BERT NLI	With CAALM	2500	0.7072	0.9122	0.8583	0.2054
BERT NLI	With CAALM	3188	0.7040	0.9139	0.8554	0.2275
BERT NLI	Without CAALM	100	0.4099	0.6523	0.5137	0.6415
BERT NLI	Without CAALM	500	0.5710	0.8580	0.7382	0.4079
BERT NLI	Without CAALM	1000	0.6597	0.8992	0.8053	0.2438
BERT NLI	Without CAALM	2500	0.6729	0.9024	0.8395	0.2500
BERT NLI	Without CAALM	3188	0.6774	0.9047	0.8281	0.2592

Table 3: Military Dataset

Model	Context	Sample size	Macro F1	Micro F1	Balanced Accuracy	Loss
Roberta-large	With CAALM	100	0.4368	0.8108	0.5090	0.6230
Roberta-large	With CAALM	500	0.7085	0.9255	0.7862	0.3423
Roberta-large	With CAALM	1000	0.7422	0.9366	0.8126	0.4305
Roberta-large	With CAALM	2500	0.7702	0.9433	0.8339	0.8476
Roberta-large	With CAALM	3970	0.7737	0.9446	0.8379	0.8643
Roberta-large	Without CAALM	100	0.3935	0.7309	0.5096	0.6135
Roberta-large	Without CAALM	500	0.6869	0.9317	0.7491	0.3117
Roberta-large	Without CAALM	1000	0.7161	0.9329	0.7813	0.4917
Roberta-large	Without CAALM	2500	0.7635	0.9425	0.8210	0.8426
Roberta-large	Without CAALM	3970	0.7707	0.9435	0.8293	0.8856
Deberta V3	With CAALM	100	0.2738	0.7368	0.3411	0.8568
Deberta V3	With CAALM	500	0.5168	0.9091	0.6227	0.2652
Deberta V3	With CAALM	1000	0.6966	0.9294	0.7558	0.2401
Deberta V3	With CAALM	2500	0.7492	0.9396	0.8113	0.2796
Deberta V3	With CAALM	3970	0.7653	0.9435	0.8298	0.3774
Deberta V3	Without CAALM	100	0.2805	0.7365	0.3493	0.8780
Deberta V3	Without CAALM	500	0.5383	0.9142	0.6370	0.2698
Deberta V3	Without CAALM	1000	0.6703	0.9299	0.7237	0.2672
Deberta V3	Without CAALM	2500	0.7004	0.9342	0.7487	0.3226
Deberta V3	Without CAALM	3970	0.7201	0.9382	0.7629	0.3607
BERT NLI	With CAALM	100	0.5996	0.8733	0.7118	0.5058
BERT NLI	With CAALM	500	0.7010	0.9167	0.8062	0.1900
BERT NLI	With CAALM	1000	0.7399	0.9308	0.8351	0.1659
BERT NLI	With CAALM	2500	0.7594	0.9377	0.8495	0.1739
BERT NLI	With CAALM	3970	0.7678	0.9422	0.8543	0.1751
BERT NLI	Without CAALM	100	0.6474	0.9280	0.7001	0.2009
BERT NLI	Without CAALM	500	0.6902	0.9291	0.7641	0.1833
BERT NLI	Without CAALM	1000	0.7183	0.9336	0.8025	0.1815
BERT NLI	Without CAALM	2500	0.7429	0.9375	0.8210	0.2139
BERT NLI	Without CAALM	3970	0.7511	0.9392	0.8306	0.2049

Table 4: Hate Dataset

Model	Context	Sample size	Macro F1	Micro F1	Balanced Accuracy	Loss
Roberta-large	With CAALM	100	0.2912	0.7752	0.3333	0.6379
Roberta-large	With CAALM	500	0.6766	0.9013	0.6672	0.3312
Roberta-large	With CAALM	1000	0.7249	0.9041	0.7142	0.3612
Roberta-large	With CAALM	2500	0.7495	0.9074	0.7397	0.4073
Roberta-large	With CAALM	5000	0.7512	0.9124	0.7370	0.4722
Roberta-large	With CAALM	10000	0.7631	0.9142	0.7544	0.6435
Roberta-large	Without CAALM	100	0.2911	0.7752	0.3333	0.6827
Roberta-large	Without CAALM	500	0.6138	0.8928	0.6218	0.3579
Roberta-large	Without CAALM	1000	0.7220	0.9005	0.7096	0.3720
Roberta-large	Without CAALM	2500	0.7503	0.9055	0.7441	0.3969
Roberta-large	Without CAALM	5000	0.7532	0.9097	0.7428	0.3948
Roberta-large	Without CAALM	10000	0.7642	0.9123	0.7579	0.4078
Deberta V3	With CAALM	100	0.2911	0.7752	0.3333	0.6762
Deberta V3	With CAALM	500	0.4556	0.8356	0.4673	0.4612
Deberta V3	With CAALM	1000	0.6082	0.8963	0.6036	0.3406
Deberta V3	With CAALM	2500	0.7201	0.9054	0.7067	0.3114
Deberta V3	With CAALM	5000	0.7457	0.9125	0.7284	0.2860
Deberta V3	With CAALM	10000	0.7620	0.9132	0.7521	0.2893
Deberta V3	Without CAALM	100	0.2911	0.7752	0.3333	0.7295
Deberta V3	Without CAALM	500	0.3474	0.7964	0.3847	0.4696
Deberta V3	Without CAALM	1000	0.5873	0.8935	0.6047	0.3897
Deberta V3	Without CAALM	2500	0.7385	0.9014	0.7335	0.3267
Deberta V3	Without CAALM	5000	0.7532	0.9103	0.7417	0.3157
Deberta V3	Without CAALM	10000	0.7688	0.9112	0.7691	0.3099
BERT NLI	With CAALM	100	0.5625	0.8213	0.5491	0.6095
BERT NLI	With CAALM	500	0.6407	0.8404	0.6442	0.3953
BERT NLI	With CAALM	1000	0.7106	0.8796	0.7337	0.3124
BERT NLI	With CAALM	2500	0.7367	0.8908	0.7635	0.2777
BERT NLI	With CAALM	5000	0.7529	0.8901	0.7965	0.2612
BERT NLI	With CAALM	10000	0.7610	0.8898	0.8147	0.2594
BERT NLI	Without CAALM	100	0.3964	0.6091	0.4505	0.9368
BERT NLI	Without CAALM	500	0.6009	0.8861	0.6266	0.4637
BERT NLI	Without CAALM	1000	0.6772	0.8928	0.6872	0.3388
BERT NLI	Without CAALM	2500	0.7373	0.8949	0.7571	0.2905
BERT NLI	Without CAALM	5000	0.7543	0.8905	0.7983	0.2893
BERT NLI	Without CAALM	10000	0.7640	0.8920	0.8150	0.2759