

Are Large Language Models Memorizing Bug Benchmarks?

Daniel Ramos
Carnegie Mellon University
Pittsburgh, PA, USA
danielrr@cmu.edu

Claudia Mamede*
Carnegie Mellon University
Pittsburgh, PA, USA
cmamede@andrew.cmu.edu

Kush Jain*
Carnegie Mellon University
Pittsburgh, PA, USA
kdjain@andrew.cmu.edu

Paulo Canelas*
Carnegie Mellon University
Pittsburgh, PA, USA
pasantos@andrew.cmu.edu

Catarina Gamboa*
Carnegie Mellon University
Pittsburgh, PA, USA
cgamboa@andrew.cmu.edu

Claire Le Goues
Carnegie Mellon University
Pittsburgh, PA, USA
clegoues@andrew.cmu.edu

Abstract—Large Language Models (LLMs) have become integral to various software engineering tasks, including code generation, bug detection, and repair. To evaluate model performance in these domains, numerous bug benchmarks containing real-world bugs from software projects have been developed. However, a growing concern within the software engineering community is that these benchmarks may not reliably reflect true LLM performance due to the risk of data leakage. Despite this concern, limited research has been conducted to quantify the impact of potential leakage.

In this paper, we systematically evaluate popular LLMs to assess their susceptibility to data leakage from widely used bug benchmarks. To identify potential leakage, we use multiple metrics, including a study of benchmark membership within commonly used training datasets, as well as analyses of negative log-likelihood and n-gram accuracy. Our findings show that certain models, in particular `codegen-multi`, exhibit significant evidence of memorization in widely used benchmarks like `Defects4J`, while newer models trained on larger datasets like `LLaMa 3.1` exhibit limited signs of leakage. These results highlight the need for careful benchmark selection and the adoption of robust metrics to adequately assess models capabilities.

Index Terms—Automated Program Repair, Large Language Model, Data Leakage

I. INTRODUCTION

Large language models (LLMs) have become ubiquitous for various software engineering tasks. Assessing these models' abilities in context, beyond the basic evaluations typically performed upon release (e.g., on HumanEval [1]), benefits from realistic benchmarks that represent real-world software development tasks. Two significant such tasks are bug finding, through automated fault localization (FL) [2]; and bug fixing, through automated program repair [3] (APR). The Software Engineering community has released numerous *bug benchmarks* for evaluating success on these tasks, consisting of real bugs from open-source software projects. Notable such datasets include, for example, `Defects4J` [4] (Java) and `BugsInPy` [5] (Python); similarly, ML researchers recently introduced `SWEBench` [6].

However, a growing concern in software engineering research is the degree to which data leakage compromises the evaluation of true model capability [7], [8]. *Data leakage* refers to the use of information during model training that would not normally be available during prediction, leading to inflated performance metrics that misrepresent a model's true effectiveness. The programs and bugs in many benchmarks and solutions have been publicly accessible for years, increasing the chance they were incorporated into LLM training data. For instance, the widely-used `Defects4J` dataset, based on popular Java projects, was first released in 2014.

To illustrate, consider the example shown in Figure 1. Here, we prompted `codegen-multi` (6 billion parameters) to predict the next tokens based on an incomplete snippet (highlighted in yellow) from the bug-fix file for `Defects4J` bug #39 in the `Lang` project. The generated text, highlighted in blue, shows that `codegen-multi` reproduced the remainder of the solution file verbatim, including specific comments (lines 31 and 35), token by token. This exact reproduction strongly suggests that the model has memorized the benchmark solution. Such behavior underscores the need for caution when using benchmarks like `Defects4J`, as they may lead to misleading conclusions about a model's generalizability.

Researchers in other domains, like NLP or ML, have attempted to quantify data leakage in their datasets [9], [10]. To the best of our knowledge, this effort has not been undertaken for popular bug datasets in Software Engineering. Detecting leakage is challenging. LLMs are often pre-trained by organizations that do not disclose their datasets, the total volume of data, nor model parameters. Consequently, determining whether a benchmark has been directly included or merely mirrored in the model's training set is difficult. Even verifying the presence of data only establishes that the model has seen it, not necessarily that it has memorized it, particularly when it is one training sample among billions.

Thus, we ask: **Are large language models memorizing bug benchmarks?** We systematically evaluate popular LLMs to quantify their susceptibility to data leakage on widely used

*Equal contribution

```

1      * * ommited for brevity * *
2  // no search strings found, we are done
3  if (textIndex == -1) {
4      return text;
5  }
6  int start = 0;
7  // get a good guess on the size of the result buffer so
8  // it doesnt have to double if it goes over a bit
9  int increase = 0;
10 // count the replacement text elements that are larger
11 // than their corresponding text being replaced
12 for (int i = 0; i < searchList.length; i++) {
13     if (searchList[i]==null || replacementList[i]==null) {
14         continue;
15     }
16     int greater = replacementList[i].length() -
17                 searchList[i].length();
18     if (greater > 0) {
19         increase += 3 * greater; // assume 3 matches
20     }
21 }
22 //have upper-bound at 20% increase, then let Java take...

```

- Prompt input to codegen-multi.
- Both codegen-multi output and the Defects4J solution.

Fig. 1: Excerpt from Defects4J (Lang:Bug 39). Given the first lines of the function until line 11, codegen-multi generated lines 12 to 23, matching the benchmark solution.

bug benchmarks and raise awareness of the risks associated with using established benchmarks, which may inadvertently inflate performance by testing memorized data.

We use multiple metrics to detect potential leakage. First, we investigate whether benchmark data has *membership* within TheStack, a widely-used pretraining code dataset. Following this, we apply two core metrics for leakage from prior work [9], [10]: *Negative Log-Likelihood (NLL)* and *n-gram accuracy*. NLL provides insight into model familiarity with code snippets; *N-gram accuracy* assesses the model’s ability to reproduce exact sequences. We apply these metrics to both well-known bug benchmarks, and a new dataset of high-quality code repositories from 2024, which we mined from GitHub. This new dataset is less likely to have appeared in models’ training, which allows us to compare model performance between potentially familiar data versus likely novel code.

Our findings suggest that older models, in particular codegen-multi, exhibit very high *n-gram accuracy* and low NLL on benchmark data, indicating a higher likelihood of memorization. Our evidence suggests that newer models trained on more extensive datasets, like LLaMa 3.1, show less memorization. Nonetheless, across all metrics, models, and families, Defects4J — arguably the most widely-used bug benchmark — consistently exhibits the highest rate of potential memorization. These results underscore the importance of carefully selecting benchmarks to ensure reliable evaluations.

TABLE I: Evaluation benchmark statistics, including newer and older benchmarks to assess leakage reduction over time.

Benchmark	Year	# Bugs	LOC (k)	# Stars	Language
Defects4J (v1.5)	2019	438	321	736	Java
BugsInPy	2020	493	1253	80	Python
BugsC++	2021	209	4297	42	C++
GitBug-Java	2023	199	257	26	Java
SWEBenchLite	2023	300	3148	1954	Python
New Java Repos	2024	-	132	>100	Java
New Python Repos	2024	-	65	>100	Python

II. METHODOLOGY

Figure 2 overviews our methodology, which comprises three major components: (1) data collection (Section II-A), (2) model selection (Section II-B), and (3) evaluation (Section III).

A. Data Collection & Filtering.

We select widely used bug benchmarks across common programming languages, gathering ground-truth files containing reference solutions for each bug fix. To provide a likely not-leaked dataset for comparison, we also curated a set of recent open-source repositories from GitHub.

To collect benchmarks of interest, we reviewed program-repair.org and selected highly starred benchmarks across three programming languages: BugsCpp [11], Defects4J [4], and BugsInPy [5]. We next included two recent datasets to serve as reference points: Gitbug-Java [12], which was recently published to address the leakage issue, and SWEBench-Lite [6], due to its rising popularity for code-related tasks [13], [14], [15]. Table I shows details, including release year, bug count, lines of code, stars, and language. We choose SWEBench-Lite instead of SWEBench due to computational constraints.

We collected the ground truth files for each patched bug. To reduce computational costs and prevent bias towards particular files, we removed files with more than 85% overlap to produce a unique sample set. Duplicate files appear when multiple bugs in a dataset occur in the same file (e.g., Defects4J in project Lang, Bugs 1 and 3 affect the same file). We kept the oldest file for consistency. We collected only fixed files since these correspond to the solutions a model may have memorized.

We also collected a new dataset of 3214 GitHub repositories written in Java and Python. We targeted repositories from 2024 to reduce the likelihood that current state-of-the-art LLMs have seen them. To narrow our selection to likely high-quality, indicative repositories, we applied a minimum threshold of 100 stars, a proxy for community interest and engagement. To ensure that we were mining novel datasets for LLMs, we applied the MinHash technique [16] with Locality Sensitive Hashing (LSH) [17] to filter repositories potentially overlapping with existing models’ training data. Because of code duplication, some files in new 2024 repositories might be identical to those in older repositories. As a result, we collected all repositories created between 2022 and the end of 2023 with greater than 100 stars to exclude the repositories

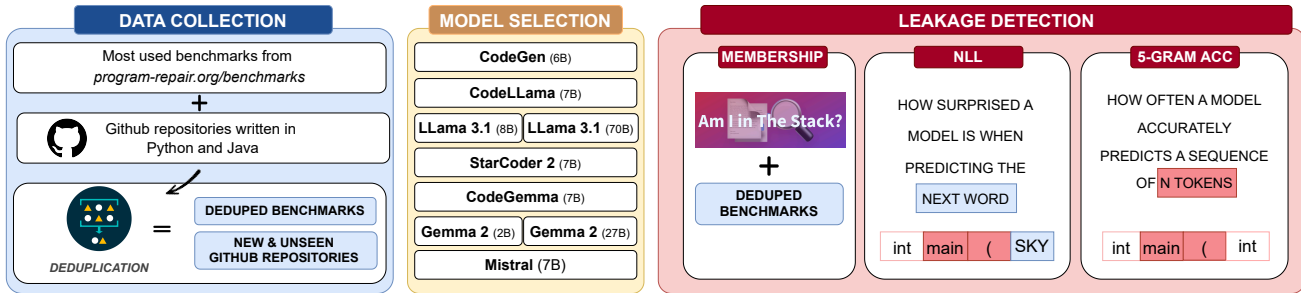


Fig. 2: Overview of our methodology for detecting leakage. We collected bug benchmarks and unseen repositories from 2024. We evaluated NLL and N -gram accuracy on base models, and analyzed membership of the benchmarks in TheStack.

TABLE II: Models used for evaluation, including their training budget in trillions of tokens, number of layers, and cutoff year.

Model	Tokens (T)	Cutoff Year
Codegen Multi (6B) [18]	0.5	2022
CodeLLama (7B) [19]	2.5	2023
LlaMa 3.1 (8B / 70B) [20]	15.0	2024
StarCoder 2 (7B) [21]	3.5	2024
Gemma 2 (2B / 27B) [22]	2.0 / 13.0	2024
CodeGemma (7B) [23]	6.5	2024
Mistral (7B) [24]	-	-

from 2024 that contained data from these older, highly popular repositories.

Finally, to manage computational resources, we randomly sampled files from the collected data ($k=250$) for our evaluation.

B. Model Selection.

We select a combination of models used for fault localization [25], program repair [26], and vulnerability detection [27]. Table II shows model information. These models are from families of well-known code-related models, including codegen-multi, the LLaMa 3.1 family, the Gemma 2 family, StarCoder, and Mistral. Note, we could not find detailed information about the training data for Mistral’s models, apart from anecdotal evidence on public forums.

C. Leakage Detection

We follow strategies from prior work [9], [10] to evaluate models for potential data leakage. *Membership* operates at the repository level; *Negative Log Likelihood* and *N-gram accuracy*, at the file level (i.e., the compute model familiarity with a given file). In the bug datasets, these are the fixed (patched) files; in our novel dataset, they are randomly sampled files (Section II-A).

Membership: If a repository is included in a widely used pretraining dataset, many models have probably seen that repository’s code. We do not have direct access to, nor knowledge of, the training datasets for all evaluation models. However, we have partial information about the use of pre-training datasets, such as for open-source models, and closed-source models are likely to use them as well. We therefore

assess *membership* via whether a benchmark’s repositories are present in TheStack [28], a dataset of permissibly licensed source code in 358 programming languages intended for training and fine-tuning code-based models. Given its size and popularity, several models report having trained on it, such as StarCoder 2 [21]; other closed-source models are likely to also use it. We used the *Am I in the Stack* tool¹ on each benchmark repository, across the several versions of TheStack.

Negative Log Likelihood (NLL): NLL evaluates how closely an input sequence aligns with patterns the model has learned during training in terms of how “natural” the sequence appears to the model. If the model has seen a data point during training, we expect it to have a lower NLL on that point compared to unseen data. If the model has encountered a data point *many* times during training, NLL is expected to be particularly low (i.e., close to zero) compared to arbitrary code.

To compute NLL, we use the reference implementation publicly available on HuggingFace.² Calculating the exact NLL for lengthy sequences is usually impractical because LLMs are trained on the limited context (moreover, we cannot fit an entire sequence in memory). Therefore, we split lengthy solution files into overlapping chunks, processed them individually, and combined them using a striding technique. We use strides of 512 tokens when a sequence does not fit into the model’s context window.

N-gram accuracy: N -gram accuracy measures the extent to which a model’s output exactly matches a reference sequence at the level of n -grams (i.e., contiguous sequences of n tokens). High n -gram accuracy indicates that the model’s output closely resembles the reference text, suggesting memorization. N -gram accuracy of 1.0 indicates the model can produce a sequence verbatim.

We follow prior work [9] and use 5-grams (5-grams strike a balance between compute efficiency and metric accuracy). Since most files cannot fit the context window, we use striding to cover the entire sequence. Following Xu et al. [9], we compute 5-grams from five uniformly distributed starting points per stride. For each starting point, we provide the model

¹<https://huggingface.co/spaces/bigcode/in-the-stack>

²<https://huggingface.co/docs/transformers/en/perplexity>

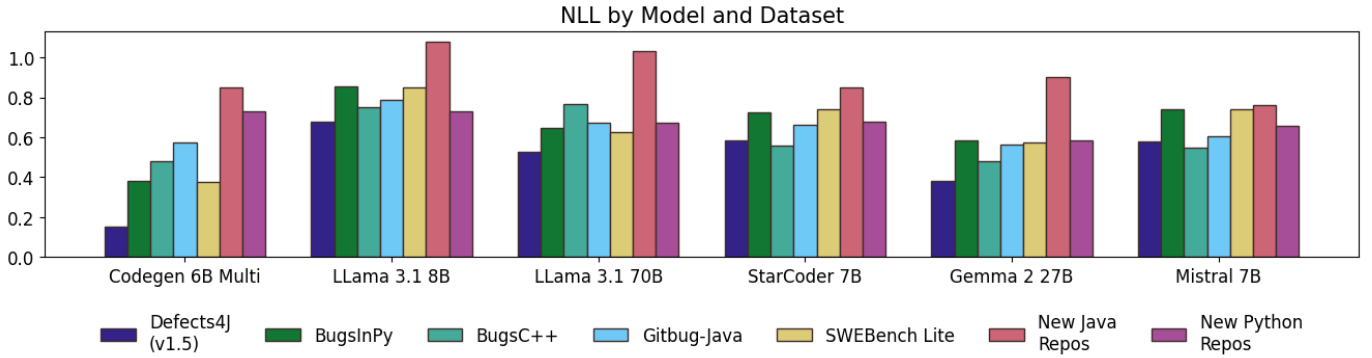


Fig. 3: NLL by model and dataset. NLL is not comparable across models in different families, only across benchmarks within a family. NLL for other models are consistent with the results displayed.

TABLE III: Percentage of repositories in each benchmark leaked in TheStack versions 1.0, 2.0 and 2.1.

Benchmark	v1.0 (%)	v2.0 (%)	v2.1 (%)
GitBug-Java	61.1	42.6	38.9
BugsInPy	94.1	64.7	64.7
BugsC++	60.9	60.9	65.2
Defects4J	80.0	80.0	80.0
SWEBench-Lite	83.3	91.7	83.3

with the preceding context, and check whether the predicted string matches ground truth.

III. RESULTS

This section presents results assessing possible leakage of bug benchmarks in base models, using the metrics described in Section II-C: membership in TheStack (Section III-A), Negative Log Likelihood (Section III-B), and N -gram accuracy (Section III-C). We also perform a regression analysis of model characteristics, NLL, and N -gram accuracy (Section III-D) to better understand characteristics of models that influence data leakage. (Note that we subsequently discuss implications in Section IV, and limitations and threats to the validity of our experiments in Section V.)

A. Membership

Table III shows benchmark membership in three versions of TheStack.³ The table excludes our new Java and Python data from 2024, as TheStack only includes data to 2023. Of all repositories, the new Gitbug-Java benchmark has the lowest membership. TheStack contains high proportions of Defects4J and SWEBench-Lite.

While membership does not necessarily mean a model trained on TheStack has seen a specific fixed file (e.g., if a bug-fixing patch was applied after the dataset’s cut-off date), the model may still be familiar with a project’s source code. This familiarity could lead to higher-quality patches or results. This is not inherently problematic but is a critical factor to consider when assessing the model’s potential for generalization.

³V1.0 is the initial 3TB of permissively licensed code, 2.0 expands to 15TB of code, and V2.1 eliminates “opt-out” data.

B. Negative Log Likelihood

Figure 3 shows NLL values for families of open-source models, allowing us to examine trends in familiarity across benchmarks.⁴ Note that Negative Log Likelihood (NLL) depends on tokenization and architecture. This means we can only directly compare NLL values within model families.

Figure 3 shows that Defects4J consistently has the lowest NLL across all models. This strongly suggests potential data leakage. This is particularly evident with codegen-multi, which has very low NLL (0.15) for Defects4J. This matches our observations in Figure 1 and suggests that codegen-multi has memorized the Defects4J solutions. We observe comparably low NLL (0.38) on the Gemma 2 27B model for Defects4J relative to other benchmarks and repositories.

Interestingly, codegen-multi 6B exhibits low NLL (0.38) on SWEBench-Lite compared to other models, despite being the oldest model in our evaluation, trained on older data, and the fact that SWEBench-Lite was published recently. This is because the projects in the benchmark existed prior to benchmark publication, as we also saw in the membership analysis (Table III). Moreover, although SWEBench-Lite is a new benchmark, the bug fixes date as early as 2017.

For all other models, the NLL values are fairly consistent across non-Defects4J benchmarks. As expected, the new repositories we collected exhibit higher NLL compared to Defects4J, BugsC++, BugsInPy, and SWEBench-Lite. Evaluation benchmarks are derived from prominent projects and may have been seen at a pretraining time multiple times, unlike our new repositories, which likely were not. Note, however, a potential confound, which is that our new repositories may be different in distribution compared to the models’ training data, which may contribute to higher NLL.

Figure 4 visualizes how each benchmark compares against other benchmarks and repositories for each model family, demonstrating how much more ‘familiar’ a particular model is with a benchmark compared to the others. For example, codegen-multi’s NLL on Defects4J is $5.63\times$ lower than on

⁴Trends are similar across models within a family; we provide full data at <https://anonymous.4open.science/r/bugleakage-C786/>.

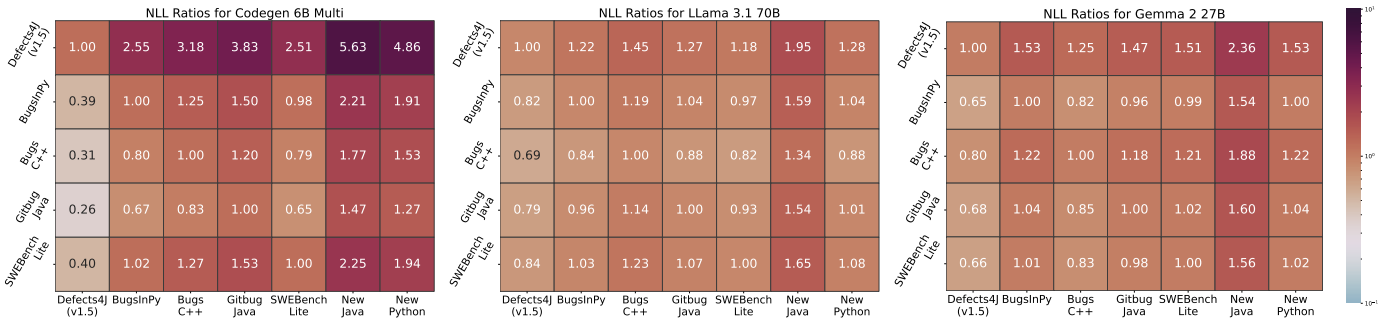


Fig. 4: Heatmap illustrating the relative NLL ratios across datasets for the codegen-multi, LLaMa 3.1, and Gemma 2. Each cell represents the ratio of the NLL for the dataset in the column to that of the dataset in the row. For example, the NLL for new Java repos is $5.63\times$ higher than that for Defects4J. Darker colors correspond to higher ratios.

new Java repositories, and $3.82\times$ lower than on Gitbug-Java. This ratio highlights a significant level of familiarity with Defects4J compared to new repositories. Newer models, particularly LLaMa 3.1, exhibit relatively consistent NLL values across all benchmarks. For example, the NLL ratio between Defects4J and Gitbug-Java for LLaMa 3.1 70B is only 1.27, indicating that LLaMa 3.1 perceives Defects4J patches as only slightly more predictable than Gitbug-Java. This is expected, as the newer LLaMa 3.1 family of models was trained on significantly more data and is thus less prone to data memorization. Specifically, the LLaMa 3.1 family was trained on $30\times$ more tokens than codegen-multi.

C. 5-Gram Match

Figure 5 shows 5-gram match results, a complementary assessment of potential model memorization (full tables, including other models are in the appendix). Note that, due to differences in model vocabularies and tokenization, interpretation of 5-gram match (similar to NLL) can differ across models.

Defects4J consistently exhibits the highest 5-gram match across all model families. Conversely, 5-gram accuracy on Gitbug-Java is relatively similar to that of new repositories for all models, which aligns with the expectation that most repositories in the Gitbug-Java benchmark were not included in pretraining data (as detailed in Table I). For example, both codegen-multi and Gemma 2 show significantly higher 5-gram match differences between Defects4J and new repositories (i.e., 34 percentage points and 14 percentage points, respectively). Moreover, codegen-multi achieves over 82% 5-gram match on Defects4J, strongly suggesting that it has likely memorized much of the benchmark’s solutions.

As expected, new repositories generally exhibit lower 5-gram match across all models, with averages of 47% and 48% for Java and Python, respectively. These values happen likely due to the presence of common coding patterns [29]. Conversely, and in line with our NLL findings, codegen-multi shows a notably high 5-gram match on SWEBench-Lite, even though it is a recently published dataset, as it incorporates older data.

When it comes to LLaMa 3.1 family, both LLaMa 3.1 70B and StarCoder exhibit consistent 5-gram accuracy across benchmarks, which could suggest that these models are less prone to memorization due to their exposure to substantially larger datasets during pretraining. However, it is important to notice that 5-gram accuracy alone may not conclusively prove an absence of memorization (contrary to high n -gram accuracy which reliably indicates strong pattern retention). For example, Figure 6b shows an example where LLaMa 3.1 70B is prompted to predict a patch from BugsInPy (fastapi:Bug 12). On this file, one of the expected 5-grams is “`__init__(self,`”, and here LLaMa 3.1 predicts “`__init__(\nself,`” instead. This causes the 5-grams not to match, even though the content is essentially the same. Therefore, it is crucial to evaluate models by considering NLL, 5-gram accuracy, and membership as whole, as no single metric provides a complete picture of data leakage.

D. How Do Model Characteristics Influence Risk of Leakage?

To gain deeper insights, and using the data collected during the study, we estimate regression models for negative log-likelihood (NLL) and 5-gram accuracy. The regressions allow us to explore relationships and (potentially) causality that metrics alone cannot reveal. For example, while codegen-multi presents low NLL values and high 5-gram accuracy, it is unclear what drives this outcome. By employing regression analysis, we can identify factors such as training parameters and budget as significant influences on these metrics. Therefore, for NLL, we use a mixed-effects linear model, while for 5-gram accuracy (i.e., a probability), we use a mixed-effects logistic regression. As predictors, we include the model’s number of *parameters* and number of tokens used during pretraining (i.e., *training budget*), which serves as a proxy for the unique token count. We acknowledge that reporting the exact number of unique tokens would be a more precise metric, but such data is often unavailable. We also account for potential variability caused by differences in the datasets by including *dataset type* as random effect.

Table IV shows results. For NLL, the intercept represents the average NLL value expected when all predictions are zero

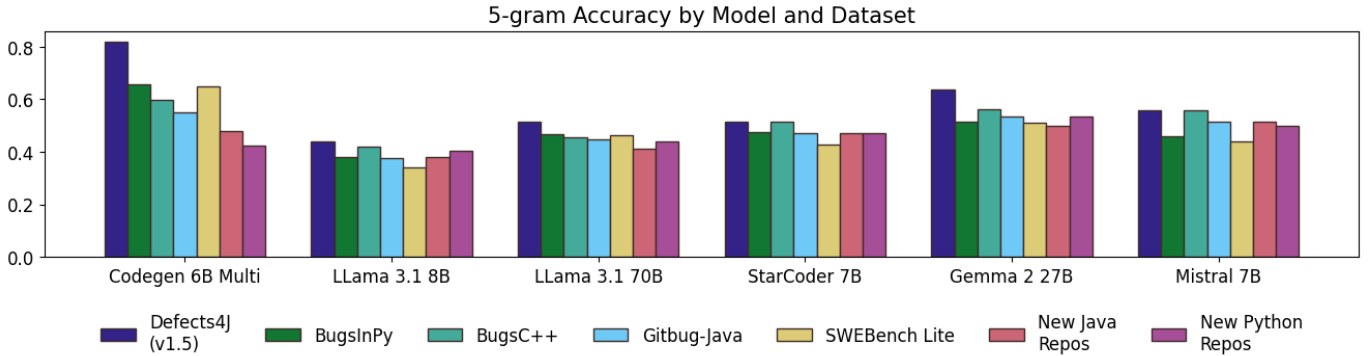


Fig. 5: 5-gram accuracy by model and dataset. For each model family (see Section II-B), we report 5-gram accuracy of either the only model available (e.g., StarCoder) or the biggest model in the family (e.g., LLaMa 3.1 70B).

(1.497). The results suggest that increasing the training budget by one trillion tokens raises NLL by 0.091 units on solution files, while the effects of model parameters are negligible. For 5-gram accuracy, the intercept represents the log-odds when all predictors are zero, translating to a probability of approximately 63% (i.e., $e^{-0.457}$). This suggests that, by default, the models achieve 63% accuracy in predicting 5-grams. While this may initially seem like a high value, it’s actually not surprising given that code is highly repetitive and follows natural patterns. The positive coefficient for parameters (0.003) indicates that increasing the number of parameters leads to higher 5-gram accuracy. Conversely, the training budget shows a highly significant negative effect (-0.035), suggesting that the likelihood of achieving higher 5-gram accuracy decreases (and, consequently, memorization) as the training budget increases.

Concretely, codegen-multi has the smallest known training budget of all models evaluated, with approximately 0.5T tokens. Due to its smaller budget, the resulting model generalizes less across all seen code and is more susceptible to memorization, as seen in Figure 1. The high 5-gram match and low NLL support this intuition, especially for Defects4J. Conversely, newer models, like StarCoder, exhibit much lower memorization of Defects4J, despite its existence in all versions of TheStack. As StarCoder’s training budget is significantly larger than codegen-multi’s (3.5T tokens), Defects4J constitutes a smaller percentage of the overall training data. Regression results also imply that models with more parameters tend to exhibit higher n-gram accuracy and, consequently, memorize more. For example, Figure 6b shows that LLaMa 3.1 70B accurately predicts strings, class names, and if-statements in contexts where these predictions might not be immediately apparent, which may indicate memorization. Conversely, while the 8B (Figure 6a) version predicts the patch more accurately, it fails to identify the subsequent classes.

IV. DISCUSSION

Our evaluation provides compelling evidence that data leakage is an especially significant issue for Defects4J (V1.5). This is evident from the lower NLL values, higher 5-gram accuracy. In particular, codegen-multi achieves 82% 5-gram accuracy on Defects4J, while both CodeLLama 7B and Gemma-2 27B

TABLE IV: Summary of regressions tests for negative log likelihood (NLL) and 5-gram accuracy. We report the coefficient estimates with their standard errors in parentheses.

	NLL	5-gram
Intercept	1.497 (0.251) ***	-0.457 (0.020) ***
Parameters	$-6.2e^{-4}$ (0.003)	0.003 ($7.0e^{-4}$) ***
Training budget	0.091 (0.013) ***	-0.035 (0.003) ***

Note: *** p -value < 0.001

attain 64%. Moreover, given that Defects4J is incorporated into the widely-used pretraining dataset (TheStack), with 80% membership, eliminating this leakage in future models is likely nearly impossible. We also observe similarly low NLL values in SWEBench-Lite for codegen-multi.

Newer benchmarks BugsInPy and BugsC++ exhibit lower leakage risk. A smaller percentage of their repositories are indexed in the latest version of TheStack. While BugsInPy and BugsC++ exhibit slightly lower NLL compared to new repositories, their 5-gram accuracy and NLL values are not significantly different from newer, more-likely-unseen benchmarks like Gitbug-Java. This suggests that, for now, researchers can use these benchmarks with a relatively low risk of data leakage. However, as pretraining datasets continue to evolve, we recommend that researchers regularly assess TheStack membership, 5-gram match and NLL values of these benchmarks, especially compared to more recent data, to monitor and mitigate potential data contamination.

We also observe that newer models, e.g., the LLaMa 3.1 family, seem to have lower leakage (likely due to being trained on more data). Nonetheless, we still observed cases where LLaMa 3.1 can output solution files despite little context (e.g., Figure 6a).

We suggest researchers consider supplementing their evaluations with more recent benchmarks such as Gitbug-Java. Benchmarks like Gitbug-Java, which focus on recent bugs and patches, are less likely to have been included in pretraining datasets compared to established benchmarks. Leveraging these newer benchmarks can provide more reliable evaluations for assessing model’s capabilities.

```

1      ** omitted for brevity **
2      if scheme.lower() != "bearer":
3          if self.auto_error:
4              raise HTTPException(
5                  status_code=HTTP_403_FORBIDDEN,
6                  detail="Invalid authentication
7                      credentials scheme")
8          else:
9              return None
10         return HTTPAuthorizationCredentials(scheme=scheme,
11         credentials=credentials) self.model.parse(credentials)
12
13 class HTTPDigest(HTTPBase) BearerModel(BaseModel)::
14     def __init__(self, *, bearerFormat: str = None,
15         ** omitted for brevity **

```

- Prompt input to LLaMa 3.1 8B.
- Matching Ground Truth & Predicted by LLaMa 3.1 8B.
- Extra code generated. Ground truth not generated.

(a) Example of generation by LLaMa 3.1 8B.

```

1      ** omitted for brevity **
2      if scheme.lower() != "bearer":
3          if self.auto_error:
4              raise HTTPException(
5                  status_code=HTTP_403_FORBIDDEN, \n
6                  detail="Invalid authentication credentials" \n
7              )
8          else:
9              return None
10         return HTTPAuthorizationCredentials(scheme=scheme,
11         credentials=credentials)
12
13 class HTTPDigest(HTTPBase):
14     def __init__(\nself, \n*, \nqop: str = None \n,
15         ** omitted for brevity **

```

- Prompt input to LLaMa 3.1 70B.
- Matching Ground Truth & Predicted by LLaMa 3.1 70B.
- Extra code generated. Ground truth not generated.

(b) Example of generation by LLaMa 3.1 70B.

Fig. 6: Example patch of a bug from BugsInPy (fastapi:Bug 12). We prompt each model with the 30 lines prior to the patch. We highlight the extra code generated not in the ground truth and ground truth code not generated by the model. The remaining lines of the examples are omitted for brevity.

V. LIMITATIONS AND THREATS

Data Collection: Despite efforts to filter out older GitHub repositories when collecting new data, we anecdotally observed instances where files appeared to be adaptations of existing files (e.g., from 2018⁵) Our filtering process may not have perfectly excluded legacy code. We moreover cannot guarantee that the new repositories are identically distributed compared to those in the benchmarks. To mitigate this issue, given that the repositories in the benchmarks tend to be highly recognizable projects, we applied a >100-star filter to argue that the selected projects are of comparable quality.

Train + Test Splits: For benchmarks like Defects4J (v1.5) and BugsInPy, the patch files and buggy files are very similar (typically a patch involves only changing a small number of lines). LLMs may have only seen the train split of these benchmarks at pretraining time. This would result in high 5-gram match and low NLL on patch files, even if only buggy files were leaked. Nonetheless, we observed multiple cases where models output patched files verbatim. We mitigate this by looking at trends in NLL and 5-gram match rather than absolute numbers in our analysis.

Forgetting: The findings presented in this paper primarily address leakage in the context of base models. Empirical results show that models can “forget” portions of their pre-training data during fine-tuning [30]. That said, while full-scale model fine-tuning may reduce leakage risks, more recent fine-tuning strategies—such as the addition of adapter layers—often “freeze” pretrained weights. This practice can inadvertently increase the likelihood of data leakage. Furthermore,

larger models exhibit a stronger tendency to memorize training data [31], suggesting that while fine-tuning may mitigate leakage for smaller models, it is more likely to exacerbate leakage concerns in larger models. We leave empirical assessment of these risks to future work.

VI. RELATED WORK

Large Language Models (LLM): LLMs have shown promise across a wide range of natural language [32], [33] and code generation tasks [34], [35], [36]. Current state of the art LLMs include open source models such as CodeGen, CodeLlama, LLaMa 3.1, Gemma and PhiCoder and closed-source models such as GPT-4o, Claude 3.5, and Gemini 1.5. LLMs have shown state of the art performance in APR, suggesting patches to buggy code segments, detecting vulnerabilities and helping pinpoint buggy lines in a piece of code [25], [26], [37].

Despite the widespread success of LLMs in APR tasks, there are still significant concerns regarding data leakage. This is prevalent for LLMs trained on large, publicly available code repositories, as these models might “remember” solutions from benchmark datasets, resulting in inflated performance.

Measuring Data Leakage: This task is still an open challenge. Three common ways to measure data leakage are perplexity or NLL, n-gram match, and model performance. Perplexity approaches [10], [9] quantify leakage by comparing loss across benchmarks. N-gram approaches [9], [38], prompt a model with context and measure the overlap of generated code with the ground truth. Finally, performance approaches [39], [40] measure the difference in performance between a benchmark and a transformed version of the benchmark. While we use techniques from the literature, we are the

⁵<https://bit.ly/3Od3nC6>.

first to apply these metrics to bug benchmarks widely used in the software engineering community. We avoid measuring performance with transformations, as base models perform very poorly on untransformed bug benchmarks without fine-tuning (e.g.: we experimented with LLaMa 3.1 70B and achieved nearly 0% performance at fault localization on Defects4J).

VII. CONCLUSION

In this paper, we measure data leakage risks across multiple widely used bug benchmarks and state-of-the-art open and closed-source models. Older benchmarks, especially Defects4J, exhibit higher memorization signals in models, particularly in smaller, older models with lower training budgets like codegen-multi 6B. Newer datasets such as Gitbug-Java, BugsInPy, BugsCpp show lower leakage risk, with similar NLL and 5-gram match to new 2024 repositories. We also find that newer models with higher training budgets display significantly lower risks of data leakage. Our findings suggest that researchers should consider both the models they use in evaluation and pair older benchmarks, such as Defects4J, with more recent benchmarks, such as Gitbug-Java, to minimize data contamination risk.

REFERENCES

- [1] M. Chen *et al.*, “Evaluating large language models trained on code,” *CoRR*, vol. abs/2107.03374, 2021. [Online]. Available: <https://arxiv.org/abs/2107.03374>
- [2] W. E. Wong *et al.*, “A survey on software fault localization,” *IEEE Transactions on Software Engineering*, vol. 42, no. 8, pp. 707–740, 2016.
- [3] C. Le Goues, M. Pradel, and A. Roychoudhury, “Automated Program Repair,” *Communications of the ACM*, vol. 62, no. 12, pp. 56–65, 2019.
- [4] R. Just, D. Jalali, and M. D. Ernst, “Defects4j: a database of existing faults to enable controlled testing studies for java programs,” in *International Symposium on Software Testing and Analysis*, 2014, pp. 437–440.
- [5] R. Widayarsi *et al.*, “Bugsinpy: a database of existing bugs in python programs to enable controlled testing and debugging studies,” in *Foundations of Software Engineering*, 2020.
- [6] C. E. Jimenez *et al.*, “SWE-bench: Can language models resolve real-world github issues?” in *International Conference on Learning Representations*, 2024. [Online]. Available: <https://openreview.net/forum?id=VTF8yNQm66>
- [7] J. Cao, W. Zhang, and S. Cheung, “Concerned with data contamination? assessing countermeasures in code language model,” *CoRR*, vol. abs/2403.16898, 2024. [Online]. Available: <https://doi.org/10.48550/arXiv.2403.16898>
- [8] S. Kapoor and A. Narayanan, “Leakage and the reproducibility crisis in ml-based science,” *CoRR*, vol. abs/2207.07048, 2022. [Online]. Available: <https://doi.org/10.48550/arXiv.2207.07048>
- [9] R. Xu *et al.*, “Benchmarking benchmark leakage in large language models,” *CoRR*, vol. abs/2404.18824, 2024. [Online]. Available: <https://doi.org/10.48550/arXiv.2404.18824>
- [10] Y. Li, “Estimating contamination via perplexity: Quantifying memorisation in language model evaluation,” *CoRR*, vol. abs/2309.10677, 2023. [Online]. Available: <https://doi.org/10.48550/arXiv.2309.10677>
- [11] G. An *et al.*, “Bugsc++: A highly usable real world defect benchmark for c/c++,” in *International Conference on Automated Software Engineering*. IEEE Press, 2024, p. 2034–2037. [Online]. Available: <https://doi.org/10.1109/ASE56229.2023.00208>
- [12] A. Silva, N. Saavedra, and M. Monperrus, “Gitbug-java: A reproducible benchmark of recent java bugs,” in *International Conference on Mining Software Repositories*, ser. MSR ’24. ACM, 2024, p. 118–122.
- [13] C. S. Xia *et al.*, “Agentless: Demystifying llm-based software engineering agents,” *CoRR*, vol. abs/2407.01489, 2024. [Online]. Available: <https://doi.org/10.48550/arXiv.2407.01489>
- [14] X. Wang *et al.*, “Openhands: An open platform for ai software developers as generalist agents,” 2024. [Online]. Available: <https://arxiv.org/abs/2407.16741>
- [15] R. Aleithan *et al.*, “Swe-bench+: Enhanced coding benchmark for llms,” 2024. [Online]. Available: <https://arxiv.org/abs/2410.06992>
- [16] A. Broder, “On the resemblance and containment of documents,” in *Compression and Complexity of SEQUENCES 1997 (Cat. No.97TB100171)*, 1997, pp. 21–29.
- [17] A. Gionis, P. Indyk, and R. Motwani, “Similarity search in high dimensions via hashing,” in *International Conference on Very Large Data Bases*, ser. VLDB ’99, 1999, p. 518–529.
- [18] E. Nijkamp *et al.*, “Codegen: An open large language model for code with multi-turn program synthesis,” in *International Conference on Learning Representations*. OpenReview.net, 2023.
- [19] B. Rozière *et al.*, “Code llama: Open foundation models for code,” 2023. [Online]. Available: <https://doi.org/10.48550/arXiv.2308.12950>
- [20] H. Touvron *et al.*, “Llama: Open and efficient foundation language models,” 2023. [Online]. Available: <https://doi.org/10.48550/arXiv.2302.13971>
- [21] A. Loshkov *et al.*, “Starcode 2 and the stack v2: The next generation,” 2024.
- [22] G. Team *et al.*, “Gemma 2: Improving open language models at a practical size,” 2024. [Online]. Available: <https://doi.org/10.48550/arXiv.2408.00118>
- [23] C. Team *et al.*, “Codegemma: Open code models based on gemma,” 2024. [Online]. Available: <https://doi.org/10.48550/arXiv.2406.11409>
- [24] A. Q. Jiang *et al.*, “Mistral 7b,” 2023. [Online]. Available: <https://arxiv.org/abs/2310.06825>
- [25] A. Z. H. Yang, C. Le Goues, R. Martins, and V. J. Hellendoorn, “Large language models for test-free fault localization,” in *International Conference on Software Engineering*. ACM, 2024, pp. 17:1–17:12.
- [26] A. Silva, S. Fang, and M. Monperrus, “Repairllama: Efficient representations and fine-tuned adapters for program repair,” *CoRR*, 2023. [Online]. Available: <https://doi.org/10.48550/arXiv.2312.15698>
- [27] X. Zhou, T. Zhang, and D. Lo, “Large language model for vulnerability detection: Emerging results and future directions,” in *International Conference on Software Engineering: New Ideas and Emerging Results*. ACM, 2024, pp. 47–51.
- [28] D. Kocetkov *et al.*, “The stack: 3 TB of permissively licensed source code,” *Trans. Mach. Learn. Res.*, 2023. [Online]. Available: <https://openreview.net/forum?id=pxpbTduEpD>
- [29] M. Gabel and Z. Su, “A study of the uniqueness of source code,” in *International Symposium on Foundations of Software Engineering*, G. Roman and A. van der Hoek, Eds. ACM, 2010, pp. 147–156.
- [30] Y. Luo *et al.*, “An empirical study of catastrophic forgetting in large language models during continual fine-tuning,” *CoRR*, vol. abs/2308.08747, 2023. [Online]. Available: <https://doi.org/10.48550/arXiv.2308.08747>
- [31] K. Tirumala, A. H. Markosyan, L. Zettlemoyer, and A. Aghajanyan, “Memorization without overfitting: Analyzing the training dynamics of large language models,” in *Advances in Neural Information Processing Systems 35: Annual Conference on Neural Information Processing Systems*, 2022.
- [32] P. Rajpurkar, J. Zhang, K. Lopyrev, and P. Liang, “Squad: 100, 000+ questions for machine comprehension of text,” in *Conference on Empirical Methods in Natural Language Processing*, 2016, pp. 2383–2392. [Online]. Available: <https://doi.org/10.18653/v1/d16-1264>
- [33] D. Hendrycks *et al.*, “Measuring massive multitask language understanding,” in *International Conference on Learning Representations 1*. OpenReview.net, 2021. [Online]. Available: <https://openreview.net/forum?id=d7KBjmI3GmQ>
- [34] M. Chen *et al.*, “Evaluating large language models trained on code,” 2021. [Online]. Available: <https://arxiv.org/abs/2107.03374>
- [35] J. Austin *et al.*, “Program synthesis with large language models,” *CoRR*, 2021. [Online]. Available: <https://arxiv.org/abs/2108.07732>
- [36] D. Hendrycks *et al.*, “Measuring coding challenge competence with APPS,” in *Proceedings of the Neural Information Processing Systems Track on Datasets and Benchmarks*, J. Vanschoren and S. Yeung, Eds., 2021.
- [37] C. S. Xia and L. Zhang, “Keep the conversation going: Fixing 162 out of 337 bugs for \$0.42 each using chatgpt,” *CoRR*, 2023. [Online]. Available: <https://doi.org/10.48550/arXiv.2304.00385>
- [38] W. Shi *et al.*, “Detecting pretraining data from large language models,” in *International Conference on Learning Representations*. OpenReview.net, 2024. [Online]. Available: <https://openreview.net/forum?id=zWqr3MQUNs>

- [39] N. Jain *et al.*, “Livecodebench: Holistic and contamination free evaluation of large language models for code,” *CoRR*, vol. abs/2403.07974, 2024. [Online]. Available: <https://doi.org/10.48550/arXiv.2403.07974>
- [40] C. Zuo, Z. Lin, and Y. Zhang, “Why does your data leak? uncovering the data leakage in cloud from mobile apps,” in *Symposium on Security and Privacy*, 2019, pp. 1296–1310.

APPENDIX A

NLL results across models and benchmarks

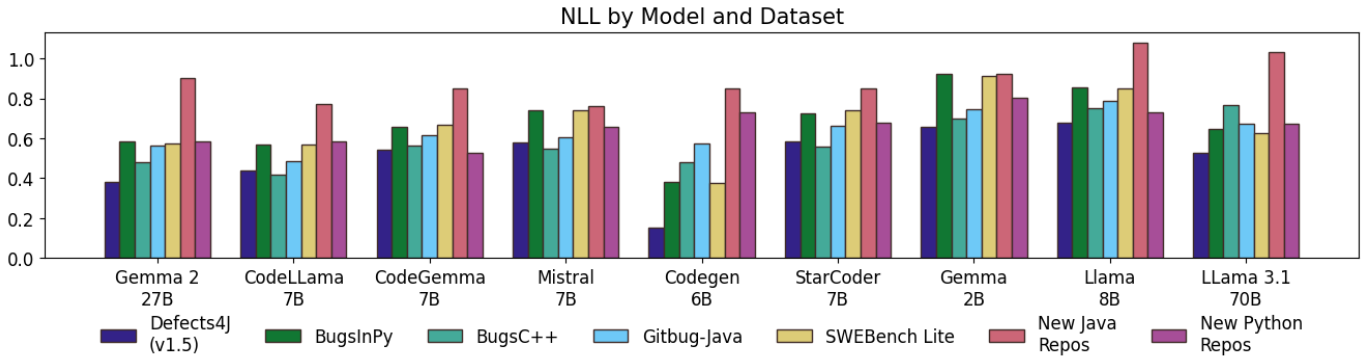


Fig. 7: NLL results for all the models and benchmarks.

TABLE V: Average NLL across benchmarks and models

	Defects4J (V1.5)	BugsInPy	New Java Repos	GitBug Java	BugsCpp	SWE Bench Lite	New Python Repos
Salesforce/codegen-6B-multi	0.15	0.38	0.85	0.58	0.48	0.38	0.73
meta-llama/CodeLlama-7b-hf	0.44	0.57	0.77	0.48	0.42	0.57	0.58
LlMa-3.1-8B	0.68	0.85	1.08	0.79	0.75	0.85	0.73
starcoder-2-7b	0.58	0.72	0.85	0.66	0.56	0.74	0.68
codegemma-7b	0.54	0.66	0.85	0.62	0.57	0.67	0.53
gemma-2-2b	0.66	0.92	0.92	0.74	0.70	0.91	0.80
Mistral-7B-v0.3	0.58	0.74	0.76	0.61	0.55	0.74	0.66
Gemma 2 27b	0.38	0.58	0.90	0.56	0.48	0.58	0.59
LlMa 70B	0.53	0.65	1.03	0.67	0.77	0.63	0.68

5-gram accuracy across models and benchmarks

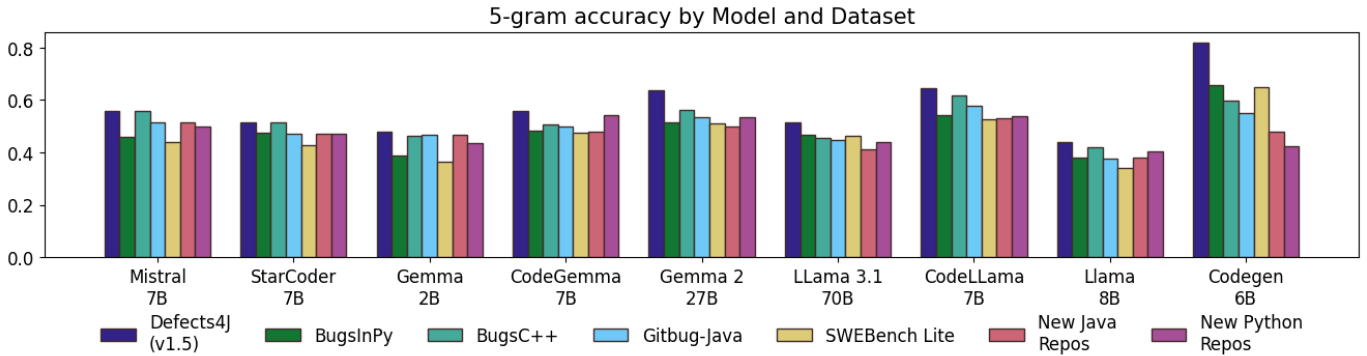
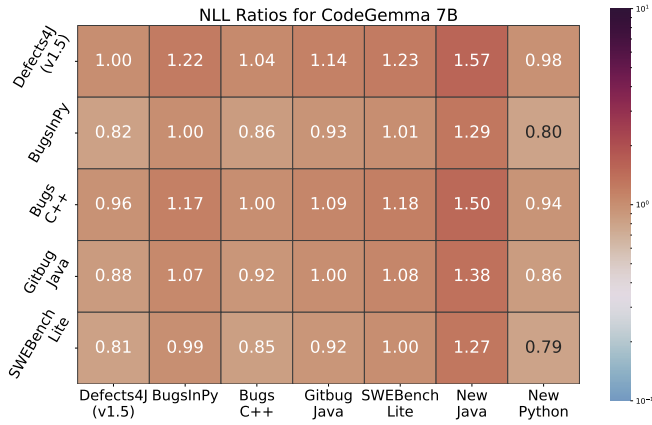


Fig. 8: 5-gram results for all the models and benchmarks.

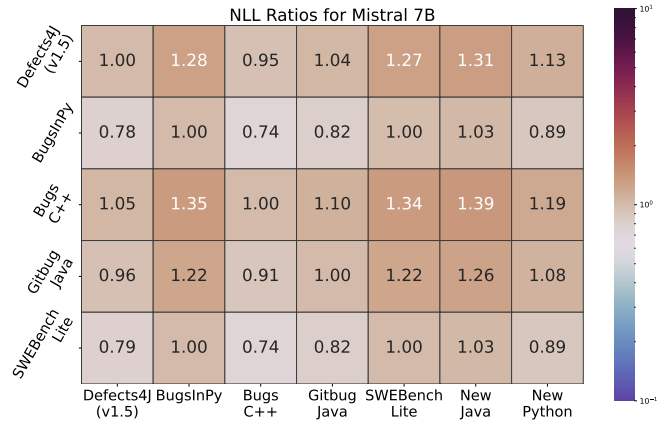
TABLE VI: Average 5-gram accuracy across multiple benchmarks

	Defects4J (V1.5)	BugsInPy	New Java Repos	GitBug Java	BugsCpp	SWEBench Lite	New Python Repos
Salesforce/codegen-6B-multi	0.82	0.66	0.48	0.55	0.60	0.65	0.42
meta-llama/CodeLlama-7b-hf	0.64	0.54	0.53	0.58	0.62	0.53	0.54
LlaMa-3.1-8B	0.44	0.38	0.38	0.38	0.42	0.34	0.41
starcoder2-7b	0.51	0.47	0.47	0.47	0.51	0.43	0.47
codegemma-7b	0.56	0.48	0.48	0.50	0.51	0.48	0.54
gemma-2-2b	0.48	0.39	0.47	0.47	0.46	0.37	0.44
Mistral-7B-v0.3	0.56	0.46	0.51	0.52	0.56	0.44	0.50
Gemma 2 27b	0.64	0.52	0.50	0.53	0.56	0.51	0.53
LlaMa 70B	0.51	0.47	0.41	0.45	0.45	0.46	0.44

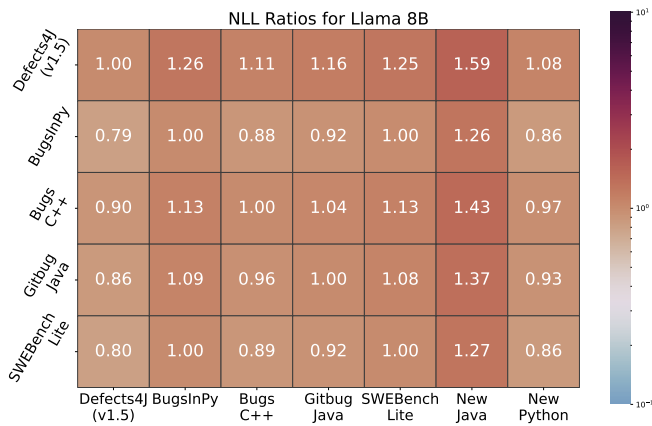
NLL ratios across models and benchmarks



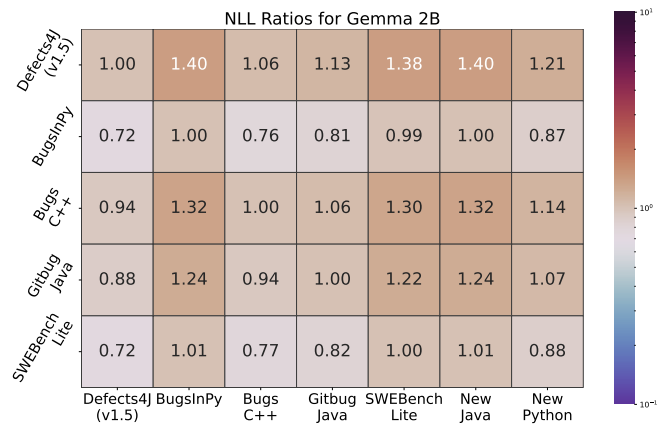
(a) NLL ratios for CodeGemma 7B.



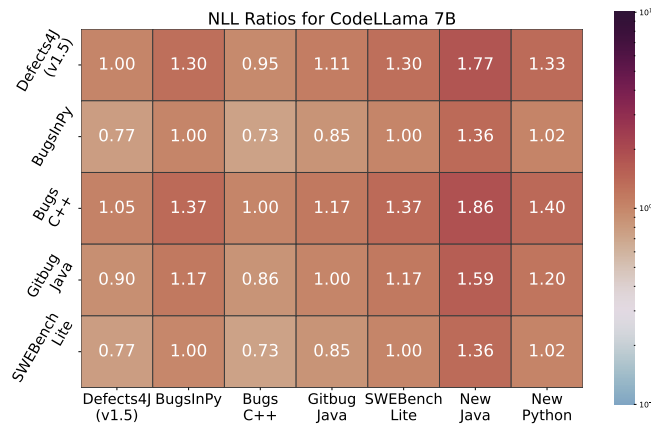
(b) NLL ratios for Mistral 7B.



(a) NLL ratios for LLaMa 3.1 8B.



(b) NLL ratios for Gemma 2B.



(c) NLL ratios for CodeLLaMa 7B.