

Finding the nonnegative minimal solutions of Cauchy PDEs in a volatility-stabilized market

Nicole Tianjiao Yang*

Tomoyuki Ichiba[†]

Abstract

The relative arbitrage problem in Stochastic Portfolio Theory seeks to generate an investment strategy that almost surely outperforms a benchmark portfolio at the end of a certain time horizon. The highest relative return in relative arbitrage opportunities is related to the smallest nonnegative continuous solution of a Cauchy PDE. However, solving the PDE poses analytical and numerical challenges, due to the high dimensionality and its non-unique solutions. In this paper, we discuss numerical methods to address the relative arbitrage problem and the associated PDE in a volatility-stabilized market using time-changed Bessel bridges. We present a practical algorithm and demonstrate numerical results through an example in volatility-stabilized markets.

Contents

1	Introduction	1
2	Relative arbitrage	2
2.1	Market model	2
2.2	Benchmark of the market and investors	3
2.3	Challenges of the estimation through finite differences	4
3	Numerical solution to optimal arbitrage	5
3.1	Volatility-stabilized model (VSM)	5
3.2	Numerical solution of optimal arbitrage in VSM	6
3.3	Algorithm and experimental results	7
4	A general approach via reflected Backward Stochastic Differential Equations	10
5	Discussion	11

1 Introduction

Stochastic Portfolio Theory (SPT), introduced by Robert Fernholz [11], analyzes portfolio behavior and the structure of the equity market. No assumption is made regarding the existence of an equivalent (local) martingale measure, that is, arbitrage opportunities are not excluded.

The relative arbitrage problem is first defined in the SPT, the focus of which is to generate a strategy that almost surely outperforms a benchmark portfolio at the end of a certain time horizon and look for the highest relative return. The best possible relative arbitrage opportunity is constructed in [9] with respect to the market portfolio. Specific examples of the market, including the stabilized volatility model, in which there is relative arbitrage, are introduced in [12]. In [15] and [17], investors can have influence on the stock price processes, and this results in relative arbitrage problem with interactions among investors. However, the tractability of single-player or multi-player relative arbitrage models remains a challenge. Even if we only consider a single investor

*Department of Mathematics, Emory University, Atlanta, GA 30322, USA (E-mail: tyang31@emory.edu)

[†]Department of Statistics and Applied Probability, South Hall, University of California, Santa Barbara, CA 93106, USA (E-mail: ichiba@pstat.ucsb.edu) Part of research is supported by National Science Foundation grants DMS-1615229 and DMS-2008427.

and a simplified market structure, it is hard to get an analytical solution. There is still a high dimensionality coming from the assets in the market. Traditional ways to solve PDEs usually rely on evolution of operators along spatio-temporal grids. This poses expensive computational costs, especially for high-dimensional PDEs or the so-called ‘‘curse of dimensionality’’: memory requirements and complexity grow exponentially with dimension. Furthermore, the optimal arbitrage is modeled as the nonnegative minimal solution of an associated Cauchy PDE in [9], [10], [15]. PDE problems with multiple solutions remain a challenge in both numerical methods and deep learning approaches [5]. However, it is of great practical need to tackle PDE problems that may have multiple solutions or to model problems as differential inequalities. There are multiple solutions in some examples of the Black-Scholes model with stochastic volatility [7] or pricing under financial bubbles [14]. BSDEs with singular terminal conditions and their minimal nonnegative solutions are discussed in [3].

In this paper, we develop a grid-based solution for relative arbitrage in volatility-stabilized models and give a numerical solution for optimal arbitrage by constructing a stochastic process from the capitalization to serve as a clock and perform a time change to the Bessel bridges. In addition, we should ensure positive values of discretized $\mathcal{X}(t_k)$, $k = 0, \dots, K$ by analyzing the logarithmic dynamics. It can happen quite frequently that the discretized dynamics evolves to be a small quantity that goes near zero, which causes an overflow and loss of precision problem. In volatility-stabilized models, we can model $\mathcal{X}(\cdot)$ using Bessel processes to solve this problem.

Organization of the paper We construct the numerical solution for the optimal arbitrage opportunities ([9]) relative to the market portfolio in the volatility-stabilized market. We summarize the relative arbitrage and the probabilistic solution for optimal arbitrage in Section 2.2. We introduce the numerical methods based on time-changed Bessel processes and Bessel bridge interpolation in Section 3. Then, in Section 4, we propose general grid-based methods for optimal arbitrage considering the associated backward stochastic differential equation of the Cauchy PDE for optimal arbitrage.

2 Relative arbitrage

For a given finite time horizon $[0, T]$, we consider an admissible market model \mathcal{M} consisting of a given standard Brownian motion $W(\cdot) := (W_1(\cdot), \dots, W_n(\cdot))'$ on the probability space $(\Omega, \mathcal{F}, \mathbb{P})$. The filtration \mathbb{F} represents the ‘‘flow of information’’ in the market driven by the Brownian motion, that is, $\mathbb{F} = \{\mathcal{F}^W(t)\}_{0 \leq t < \infty}$ and $\mathcal{F}^W(t) := \{\sigma(W(s)); 0 < s < t\}_{0 \leq t < \infty}$ with $\mathcal{F}^W(0) := \{\emptyset, \Omega\}$, mod \mathbb{P} . All local martingales and supermartingales are with respect to the filtration \mathbb{F} if not written specifically.

2.1 Market model

There are n risky assets (stocks) with prices per share $\mathcal{X}(\cdot) := (X_1(\cdot), \dots, X_n(\cdot))'$ driven by n independent Brownian motions. Here, $'$ stands for the transpose of matrices. We assume the capitalization follows the system of stochastic differential equations below: for $t \in [0, T]$,

$$dX_i(t) = X_i(t)(\beta_i(\mathcal{X}(t))dt + \sum_{k=1}^n \sigma_{ik}(\mathcal{X}(t))dW_k(t)), \quad i = 1, \dots, n, \quad (1)$$

with initial condition $X_i(0) = x_i$. We assume that the number of independent Brownian motions is n , that is, we have exactly as many randomness sources as there are stocks on the market \mathcal{M} . The dimension n is chosen to be large enough to avoid unnecessary dependencies among the stocks we define. Here, $\beta(\cdot) = (\beta_1(\cdot), \dots, \beta_n(\cdot))' : \mathbb{R}_+^n \times \mathbb{R}_+^n \rightarrow \mathbb{R}^n$ as the mean rates of return for n stocks and $\sigma(\cdot) = (\sigma_{ik}(\cdot))_{1 \leq i, k \leq n} : \Omega \rightarrow \text{GL}(n)$ as volatilities are assumed to be invertible, \mathbb{F} -progressively measurable in which $\text{GL}(n)$ is the space of $n \times n$ invertible real matrices. For simplicity, denote $\mathcal{X}(t) := (\mathcal{X}(t))$. To satisfy the integrability condition, we assume that for any $T > 0$,

$$\sum_{i=1}^n \int_0^T \left(|\beta_i(\mathcal{X}(t))| + \alpha_{ii}(\mathcal{X}(t)) \right) dt < \infty,$$

where $\alpha(\cdot) := \sigma(\cdot)\sigma'(\cdot)$, and its i, j element $\alpha_{i,j}(\cdot)$ is the covariance process between the logarithms of X_i and X_j for $1 \leq i, j \leq n$. The market \mathcal{M} is therefore a complete market.

Definition 2.1 (Investment strategy). (1) An \mathbb{F} -progressively measurable n -dimensional process π is called an admissible investment strategy if

$$\int_0^T (|(\pi(t))'\beta(\mathcal{X}(t))| + (\pi(t))'\alpha(\mathcal{X}(t))\pi(t))dt < \infty, \quad T \in (0, \infty), \text{ a.e.}$$

The strategy here is a self-financing portfolio, since wealth at any time is obtained by trading the initial wealth according to the strategy $\pi(\cdot)$. We denote the admissible set of the investment strategy process of an investor by \mathbb{A} . In the remainder of the paper, we only consider optimizing the strategy processes in the admissible set \mathbb{A} .

(2) An investor uses the proportion $\pi_i(\cdot)$ of current wealth $V(\cdot)$ to invest in the stock i . The proportion $\pi_0 = 1 - \sum_{i=1}^n \pi_i(\cdot)$ is on the money market. A special case of the admissible strategy is when $\pi(\cdot) = (\pi_1(\cdot), \dots, \pi_n(\cdot))'$ is a portfolio, i.e., it takes values in the set

$$\Delta_n := \{\pi = (\pi_1, \dots, \pi_n) \in \mathbb{R}^n \mid \pi_1 + \dots + \pi_n = 1\}.$$

The dynamics of the wealth process $V(\cdot) = V^{\pi, v_0}(\cdot)$ of an investor is determined by

$$\frac{dV(t)}{V(t)} = \sum_{i=1}^n \pi_i(t) \frac{dX_i(t)}{X_i(t)}, \quad V(0) = v_0.$$

2.2 Benchmark of the market and investors

We first recall the definition of relative arbitrage in Stochastic Portfolio Theory.

Definition 2.2 (Relative Arbitrage). Given two investment strategies $\pi(\cdot)$ and $\rho(\cdot)$, with the same initial capital $V^\pi(0) = V^\rho(0) = 1$, we shall say that $\pi(\cdot)$ represents an arbitrage opportunity relative to $\rho(\cdot)$ over the time horizon $[0, T]$, with a given $T > 0$, if

$$\mathbb{P}(V^\pi(T) \geq V^\rho(T)) = 1 \quad \text{and} \quad \mathbb{P}(V^\pi(T) > V^\rho(T)) > 0.$$

The *market portfolio* \mathbf{m} is used to describe the behavior of the market: By investing in proportion to the market weight of each stock,

$$\pi_i^{\mathbf{m}}(t) := \frac{X_i(t)}{X(t)}, \quad i = 1, \dots, n, \quad t \geq 0.$$

Consider the wealth process $V^{\mathbf{m}}(\cdot)$ generated by the market portfolio. Let $V^{\mathbf{m}}(0) = x_0$, and since

$$\frac{dV^{\mathbf{m}}(t)}{V^{\mathbf{m}}(t)} = \sum_{i=1}^n \pi_i^{\mathbf{m}}(t) \cdot \frac{dX_i(t)}{X_i(t)} = \frac{dX(t)}{X(t)}, \quad t \geq 0,$$

the market portfolio amounts to the ownership of the entire market - the total capitalization

$$X(t) = X_1(t) + \dots + X_n(t), \quad t \in (0, T]; \quad X(0) := x_0.$$

The performance of a portfolio is measured with respect to a certain benchmark. We define the optimal arbitrage relative to the performance of the market portfolio below.

Definition 2.3 (Optimal arbitrage). Given the market dynamics $\mathcal{X}(0)$, the initial wealth of the investor v , and the admissible portfolio $\pi \in \mathbb{A}$. In the market system (1), the investor pursues the optimal arbitrage characterized by the smallest initial relative wealth

$$u(T) = \inf \left\{ w \in (0, \infty) \mid \text{there exists } \pi(\cdot) \in \mathbb{A} \text{ such that } v = wX(0), V^{v, \pi}(T) \geq X(T) \right\} \quad (2)$$

and the relative arbitrage portfolio $\{\pi(t)\}_{0 \leq t \leq T}$ that achieves such smallest initial relative wealth $u(T)$.

We define the deflator based on the market price of the risk process $L(t)$ as

$$dL(t) = -\theta(t)L(t)dW_t, \quad t \geq 0, \quad L(0) = 1.$$

Equivalently,

$$L(t) := \exp \left\{ - \int_0^t \theta'(s)dW(s) - \frac{1}{2} \int_0^t \|\theta(s)\|^2 ds \right\}, \quad 0 \leq t < \infty.$$

Assumption 1. Let $X_i(t)\beta_i(t) =: b_i(\mathcal{X}(t))$, $X_i(t)\sigma_{ik}(t) =: s_{ik}(\mathcal{X}(t))$, $\sum_{k=1}^n s_{ik}(t)s_{jk}(t) =: a_{ij}(\mathcal{X}(t))$ for $t \geq 0$.

a. Assume that the Lipschitz continuity and linear growth condition are satisfied with Borel measurable mappings $b(\mathbf{x})$ and $s(\mathbf{x})$. That is, there exists a constant $C_L, C_G \in (0, \infty)$ that is independent of $t \in [0, T]$, such that

$$|b(\mathbf{x}) - b(\mathbf{x}')| + |s(\mathbf{x}) - s(\mathbf{x}')| \leq C_L \|\mathbf{x} - \mathbf{x}'\|, \quad \|b(\mathbf{x})\| + \|s(\mathbf{x})\| \leq C_G(1 + \|\mathbf{x}\|),$$

for any $(\mathbf{x}, \mathbf{x}') \in \mathbb{R}_+^n \times \mathbb{R}_+^n$.

b. We assume that the matrix $\tau(\cdot) := (\tau_{ik}(\cdot))_{1 \leq i, k \leq n}$ is nondegenerate. In addition, we assume that the market price of the risk process $\theta : [0, \infty) \times \mathbb{R}^n \times \mathbb{R}^n \rightarrow \mathbb{R}^n$ exists and is square-integrable. That is, there exists an \mathbb{F} -progressively measurable process such that for any $t \in [0, \infty)$,

$$\sigma(\mathcal{X}(t))\theta(\mathcal{X}(t)) = \beta(\mathcal{X}(t)), \quad \mathbb{P} \left(\int_0^T \|\theta(\mathcal{X}(t))\|^2 dt < \infty, \forall T \in (0, \infty) \right) = 1.$$

The market is endowed with the existence of a local martingale $L(\cdot)$ with $\mathbb{E}[L(T)] \leq 1$ under Assumption 1b. It has shown in [9] that with Markovian market coefficients, $u(T)$ in (2) can be represented as $u(T, \mathcal{X}(0))$ from

$$u(T-t, \mathcal{X}(t)) = \frac{\mathbb{E}[L(T)X(T)|\mathcal{F}_t]}{L(t)X(t)}, \quad 0 \leq t \leq T,$$

where $u(T-t, \cdot)$ is the initial optimal arbitrage quantity to start at $t \in [0, T)$ such that we match or exceed the benchmark portfolio at terminal time T , that is,

$$u(T-t, \mathcal{X}(t)) = \inf \left\{ \omega^\ell \in (0, \infty) \mid \text{there exists } \tilde{\pi}^\ell(\cdot) \in \mathbb{A} \text{ such that } v^\ell = \omega^\ell \tilde{X}(t), \tilde{V}^\ell(T) \geq e^{c_\ell} \cdot \tilde{X}(T) \right\} \quad (3)$$

for $0 \leq t \leq T$. At every time t , the investor optimizes $\tilde{\pi}(\cdot)$ from t to T , to obtain the optimal quantity as defined in (3).

The optimal quantity $u(\cdot)$ in (2) is the minimal non-negative continuous solution $u \in C^{1,2}([0, T] \times \mathbb{R}^n)$ of the semi-linear parabolic Cauchy problem,

$$\frac{\partial u}{\partial \tau}(\tau, \mathbf{x}) = \frac{1}{2} \sum_{i=1}^n \sum_{j=1}^n a_{ij}(\mathbf{x}) D_{ij}^2 u(\tau, \mathbf{x}) + \sum_{i=1}^n \sum_{j=1}^n \frac{a_{ij}(\mathbf{x}) D_i u(\tau, \mathbf{x})}{x_1 + \dots + x_n}. \quad (4)$$

$$u(0) = 1. \quad (5)$$

See [9] for details.

2.3 Challenges of the estimation through finite differences

Tackling (4) - (5) with the finite-difference methods yields several challenges. Firstly, $u(\tau, \mathbf{x})$ is on an unbounded domain of $(\tau, \mathbf{x}) \in \mathbb{R}_+ \times \mathbb{R}_+^n$ and the solutions of (4) - (5) are not unique. Some artificial boundary conditions of $u(\tau, \mathbf{x})$ needs to be carefully chosen for the implementation. However, it is a delicate issue to select the correct minimal nonnegative solution, especially with a constant initial condition (5) and extra boundary conditions. Secondly, the capitalization takes values in the positive cone $(0, \infty)^n$, and thus it should not explode or go to zero. The direct simulation $\mathcal{X}(t)$ by discretizing (1) with, for example, Euler scheme, produces $\mathcal{X}(t)$ values that are very close to zero inevitably. This causes a numerical overflow when approximating $u(T-t, \mathcal{X}(t))$ by (8). In experiments, we found that the approximated solution explodes or goes to zero quite easily even when the dimension of stocks is set as small as $n = 2$. Thirdly, the grid-based numerical schemes are notoriously expensive in terms of its computational costs, known as ‘‘curse of dimensionality’’.

3 Numerical solution to optimal arbitrage

In general, a PDE has no analytical result and grid-based method is also hard to compute in high dimensions. This section starts to look at the volatility-stabilized model ([12]) and its optimal arbitrage opportunities. In Section 3.2, we give a numerical solution for optimal arbitrage in the volatility-stabilized market by simulating stocks from Bessel bridges. We discuss the numerical performances for different interpolation schemes in order to obtain the capitalization process at terminal time T .

3.1 Volatility-stabilized model (VSM)

The volatility-stabilized model (VSM) is introduced in [12], it possesses similar characteristics in real markets such as the *leverage effect*, where rates of return and volatility have a negative correlation with the stock capitalization relative to the market $\{\mathbf{m}_i(t)\}_{i=1,\dots,n}$.

The capitalizations in volatility-stabilized model is modelled as a system of stochastic differential equation for $\mathcal{X}(\cdot) = (X_1(\cdot), \dots, X_n(\cdot))$ defined by

$$dX_i(t) = \kappa X(t)dt + \sqrt{X_i(t)X(t)}dW_i(t), \quad i = 1, \dots, n, \quad (6)$$

with $X(\cdot) = X_1(\cdot) + \dots + X_n(\cdot)$, where $n \geq 2$, $\kappa \in [\frac{1}{2}, 1]$. This corresponds to $a_{ij} = \sqrt{X_i(t)X(t)}\delta_{ij}$ in (4), where $\delta_{ij} = 1$ if $i = j$, and $\delta_{ij} = 0$ otherwise. Here, $W_1(\cdot), \dots, W_n(\cdot)$ are independent standard Brownian motions

We study the Bessel process and some of its properties, as the Bessel process is closely related to stock capitalizations $\mathcal{X}(\cdot)$.

Definition 3.1. For every $m \geq 0$ and $x \geq 0$, the unique strong solution of the equation

$$dQ_t = mdt + 2\sqrt{|Q_s|}dW_t, \quad t \geq 0, \quad Q_0 = x, \quad (7)$$

is called the square of m -dimensional Bessel process started at x . W_t is a linear Brownian motion with quadratic variation $\langle W, W \rangle_t = t$, $t \geq 0$. Based on process Q_t , the m -dimensional Bessel process follows as its positive square root

$$R_t := \text{sgn}(Q_t)\sqrt{|Q_t|}, \quad R_0 = \text{sgn}(x)\sqrt{|x|}.$$

In [13], it is shown that (7) has a unique strong solution for all $m \geq 0$ and $x \geq 0$.

The stock capitalization $\mathcal{X}(t)$ as the unique-in-distribution solution of (6), can be written as a time-changed squared Bessel process. In [13], Bessel process and volatility-stabilized processes with time change are studied in detail. The total market capitalization is

$$X(t) = x \exp\left(\frac{(1 + \zeta)n - 1}{2}t + B(t)\right), \quad t \geq 0,$$

where $\zeta = 2\kappa - 1$ and $B(\cdot)$ is a Brownian motion

$$B(t) = \sum_{i=1}^n \int_0^t \sqrt{\mathbf{m}_i(s)}dW_i(s), \quad t \geq 0,$$

with its quadratic variation $\langle B \rangle_t = t$. If the market follows (9), the resulting solution $u(\cdot)$ is

$$u(T - t, \mathcal{X}(t)) = \frac{\mathbb{E}[L(T)X(T)|\mathcal{F}_t]}{L(t)X(t)} = \frac{X_1(t) \dots X_n(t)}{X_1(t) + \dots + X_n(t)} \mathbb{E}\left[\frac{X_1(T) + \dots + X_n(T)}{X_1(T) \dots X_n(T)} \middle| \mathcal{F}_t\right]. \quad (8)$$

With $\kappa = 1$, it reduces to the system of the stochastic differential equations

$$dX_i(t) = X(t)dt + \sqrt{X_i(t)X(t)}dW_i(t), \quad t \geq 0 \quad (9)$$

for $i = 1, \dots, n$ or equivalently by Itô's formula,

$$d(\log X_i(t)) = \frac{1}{2\mu_i(t)}dt + \sqrt{\frac{1}{\mu_i(t)}}dW_i(t), \quad t \geq 0.$$

3.2 Numerical solution of optimal arbitrage in VSM

Fortunately, thanks to special properties of VSM, we can simulate $\{\mathcal{X}(t)\}_{t \in [0, T]}$, by time-changed Bessel processes. Consider the processes $R_i(t) = \sqrt{X_i(\Lambda^{-1}(t))}$, $i = 1, \dots, n$, where $\Lambda^{-1}(\cdot)$ is the inverse function of continuous, non-decreasing stochastic process

$$\Lambda(t) := \int_0^t \frac{\mathcal{X}(s)}{4} ds, \quad t \geq 0.$$

That is, $\Lambda^{-1}(t)$ serves as the clock. The squared capitalization process with the clock gives the independent Bessel processes with order m , $R_1(\cdot), \dots, R_n(\cdot)$

$$dR_i(s) = \frac{m-1}{2R_i(s)} ds + d\widehat{W}_i(s),$$

where $m = 4\kappa = 2(1 + \zeta)$. Each $\widehat{W}_i(\cdot)$ can be represented by

$$\widehat{W}_i(t) = \int_0^{\Lambda^{-1}(t)} \sqrt{\Lambda'(s)} dW_i(s); \quad t, s \geq 0, \quad i = 1, \dots, n,$$

and $\langle \widehat{W}_i, \widehat{W}_j \rangle(s) = s\delta_{ij}$.

Given the starting time $s \in [0, T]$, the time-changed stock capitalization processes follow squared Bessel processes in m dimension,

$$Y_i(t_k) = R_i^2(t_k) = X_i(\Lambda^{-1}(t_k)) = X_i(\Lambda^{-1}(t_0)) + \left(\sum_{\ell=1}^k \Delta W(t_\ell) \right)^2$$

with uniform mesh $t_k := s + k\Delta t$, $i = 1, \dots, n$. The time-changed total capitalization of the stocks is $Y(t_k) := \sum_{i=1}^n Y_i(t_k)$. The sum $Y(t)$ satisfies the following ordinary differential equation

$$Y(t) = X_1(\Lambda^{-1}(t)) + \dots + X_n(\Lambda^{-1}(t)) = 4\Lambda'(\Lambda^{-1}(t)); \quad t \geq 0.$$

Thus, the mapping of the clock $t_k \rightarrow \theta_k$ is

$$\theta_k := \Lambda^{-1}(t_k) = \sum_{\ell=1}^k \frac{4}{Y(t_\ell)} \Delta t.$$

With this, we can find the required range of uniform mesh such that $\theta_{N-1} \leq T \leq \theta_N$ for an appropriate N . We can then use the results of $Y_i(\cdot)$ and $Y(\cdot)$ to estimate (8) by refining the last segment $[\theta_{N-1}, \theta_N]$. We interpolate between $(\theta_{N-1}, X(\theta_{N-1}))$ and $(\theta_N, X(\theta_N))$. We discuss how we choose a suitable interpolation scheme next.

For a quick implementation, one can choose a linear interpolating as

$$X_i(\theta) = \frac{\theta_k - \theta}{\theta_k - \theta_{k-1}} Y_i(t_{k-1}) + \frac{\theta - \theta_{k-1}}{\theta_k - \theta_{k-1}} Y_i(t_k) \quad (10)$$

and let $\theta = T$. Thus, we get the estimation of $X_i(T)$ and $X(T)$. A more accurate interpolation can be obtained by simulating the Bessel bridge in the last time step between $(\theta_{N-1}, X(\theta_{N-1}))$ and $(\theta_N, X(\theta_N))$. To do this, we simulate Bessel bridges $R_b(t)$ which can be derived by Itô's formula and Brownian bridges; see [16] and a particular treatment of the Bessel bridge in the volatility-stabilized market model in [18].

The m -dimensional Bessel process is generated from the Euclidean norm $|\cdot|$ of m -dimensional Brownian motions. We can also implement Bessel bridges based on Brownian bridges, that is, $R_b(t) = (\sum_{i=1}^m (H_t^i)^2)^{\frac{1}{2}}$, where H_t is the Brownian bridge from $a \in \mathbb{R}^n$ to $b \in \mathbb{R}^n$ over $[\theta_{k-1}, \theta_k]$. We have

$$dH_t = \frac{b - H_t}{T - t} dt + dB_t, \quad H_{\theta_{k-1}} = a, H_{\theta_k} = b.$$

Let $R_{\theta_{k-1}}^b := (Y_i(t_{k-1}))^{\frac{1}{2}} > 0$, and by Itô's formula

$$dR_b(t) = \left(\frac{m-1}{2R_b(t)} - \frac{R_b(t)}{T-t} + \frac{z \sum_{i=1}^m Y_t^{(i)}}{R_b(t)(T-t)} \right) dt + dZ_t,$$

where the end point is $R_{\theta_k}^b = Y_i(t_k)$. Z_t is a standard Brownian motion.

3.3 Algorithm and experimental results

Now we can solve the optimal arbitrage which is the nonnegative minimal solution of (4)-(5) through (8) and the time-changed Bessel processes. At each time t , $\mathcal{X}(t) = \mathbf{x}$ is given. Hence, at time step t , we rerun the simulation of $\{\mathcal{X}(t)\}_{t \in [0, T]}$ from the given state at t to satisfy the Markov property and provides correct conditional expectations for $u(\cdot)$ in (8). We implement this by the Monte Carlo scheme with N different realizations of the Brownian motion, and thus N sample paths with initial point $\mathcal{X}(s) := \{X_1(s), \dots, X_n(s)\}$ such that

$$u(T - s, \mathcal{X}_s) = \frac{X_1(s) \dots X_n(s)}{X(s)} \frac{1}{N} \sum_{k=1}^N \frac{X^{(k)}(T)}{X_1^{(k)}(T) \dots X_n^{(k)}(T)}, \quad (11)$$

where $X_i^{(k)}(\cdot)$ is the k -th realization of the sample trajectory of stock capitalization.

We summarize the steps in Algorithm 1.

Algorithm 1 Solve u by simulating Bessel processes in VSM

Input: n is the number of capitalization processes we consider in the market, m is the dimension of the time changed Bessel processes to model $X_i(t)$ for $i = 1, \dots, n$. N_T is the number of uniform meshes on $[0, T]$, n_p is the sample trajectories used for Monte-Carlo simulation of $u(\cdot)$.

- 1: **for** $s \leftarrow 0$ to N_T **do**
 - 2: Initialize the states $\mathcal{X}(s) := (x_1, \dots, x_n)$, $\theta_0 = s$.
 - 3: $k \leftarrow 0$
 - 4: **while** $\theta_k \leq T$ **do**
 - 5: $k \leftarrow k + 1$, $t_k := s + k\Delta t$.
 - 6: Generate n_p samples of m -dimensional independent Brownian Motion $W(t_k)$
 - 7: Simulate n_p independent, m -dimensional squared Bessel processes $Y_i(t_k) = x_i + (\sum_{\ell=1}^k W(t_\ell))^2$ and mn -dimensional squared Bessel processes $Y(t_k) = \sum_{i=1}^n Y_i(t_k)$.
 - 8: $\theta_{k+1} = \theta_k + \frac{4}{Y(t_k)} \Delta t$, where $\Delta t := T/N_T$.
 - 9: **end while**
 - 10: Collect $\{\theta_0, \dots, \theta_{k+1}\}$; Simulate the squared Bessel bridge $R_{X(\theta_k), X(\theta_{k+1})}^b(T)$. Evaluate $X_i(T)$ by interpolation techniques between non-uniform mesh points (θ_k, θ_{k+1}) .
 - 11: Compute $u(T - s, \mathcal{X}_s)$ via (11).
 - 12: **end for**
 - 13: **return** The optimal arbitrage path $u(T - t, \mathcal{X}(t))$ for $t := s\Delta t$, $s = 0, 1, \dots, N_T$.
-

The implementation of Algorithm 1 and numerical examples is carried out in Python.

We first conduct the experiment with $\mathcal{X}(T)$ obtained from a linear interpolation (10). Figure 1 shows the evaluated quantity of $u(T - t, \mathbf{x})$ along \mathbf{x} and time t axis, respectively, where two stock capitalizations $X_1(\cdot)$, $X_2(\cdot)$ are considered in the market. We then consider eight stock capitalizations in the market model and present the result of $u(T, \mathbf{x})$ in Figure 2.

We observe that the results are prone to numerical instability, as in the left plot of Figure 2, when the initial condition of the capitalization is taken to be a small value. In particular, we visualize $u(T, \mathbf{x})$ with (x_1, x_2) taken from a mesh $[3.5, 9]^2$, discretized by 50 cells in each direction. The subfigure on the left of Figure 2 takes the rest of the initial conditions $x_i = 4$ for $i = 3, \dots, 8$, and the subfigure on the right takes the rest of the initial conditions $x_i = 14$ for $i = 3, \dots, 8$. One possible approach to solve this is the scaling property of squared Bessel processes, see [4], [6].

From the interpolation by the Bessel bridge, we get the results in Figure 3. Higher-order numerical SDE solvers, such as the Milstein method, can be used to simulate the Bessel bridge process more accurately with numerical stability.

It is shown in [9] and [15] that having a non-trivial relative arbitrage (strictly less than one in this case), it amounts to showing that the auxiliary process

$$d\zeta_i(t) = \zeta_i(t) dt + \sqrt{\zeta_i(t) (\zeta_1(t) + \dots + \zeta_n(t))} dW_i(t)$$

may hit the boundary of the domain $[0, \infty)^n$ in finite time. We visualize this behavior in Figure 4.

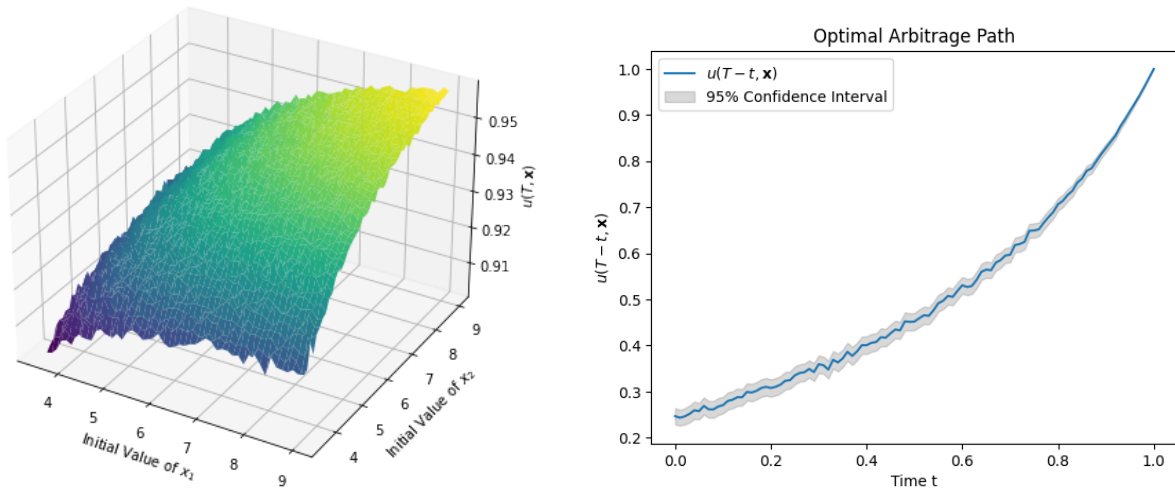


Figure 1: Consider $n = 2$ stocks. Right: Approximated $u(T, x)$ with (x_1, x_2) taken from a mesh $[3.5, 9]^2$ with discretization of 50 cells in each direction. Left: Solution $u(T - t, \mathbf{x})$ for $t \in [0, T]$, with $(x_1, x_2) = (1, 1)$. The comparison of computing with (left) or without (right) the initial condition $u(0, \mathbf{x}) = 1$. $T = 1$, and $\Delta t = 0.01$. Number of sample paths $N = 1000$ of Brownian motions to generate Bessel processes of dimension $m = 4$.

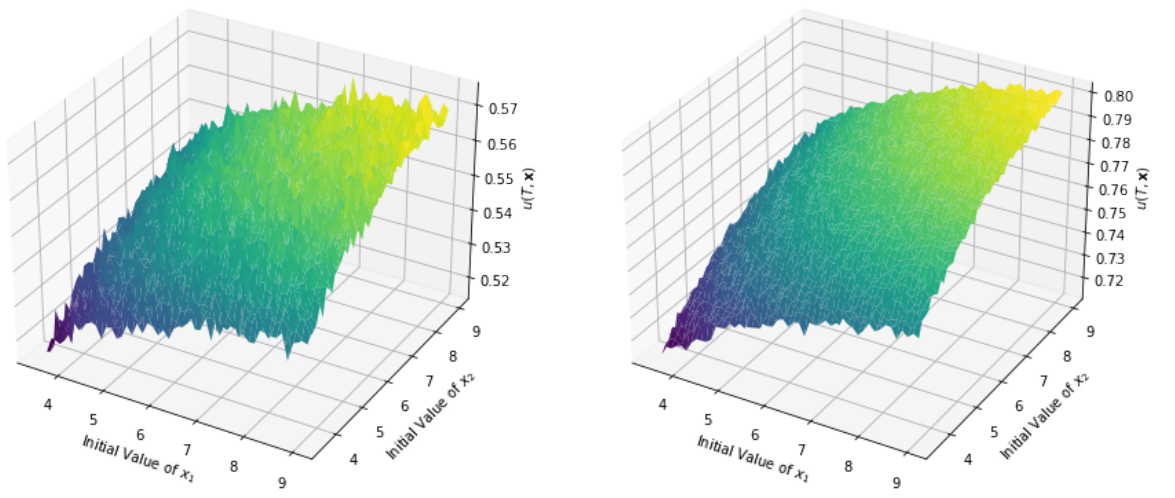


Figure 2: Consider $n = 8$ stocks. Right: Approximated $u(T, \mathbf{x})$ with (x_1, x_2) taken from a mesh $[3.5, 9]^2$ with discretization of 50 cells in each direction, $\{x_i\}_{i=3}^8$ is taken to be 4. Left: Approximated $u(T, x)$ with (x_1, x_2) taken from a mesh $[3.5, 9]^2$ with discretization of 50 cells in each direction, $\{x_i\}_{i=3}^8$ is taken to be 14. $T = 1$, and $\Delta t = 0.01$. Number of sample paths $N = 1000$ of Brownian motions to generate Bessel processes of dimension $m = 4$.

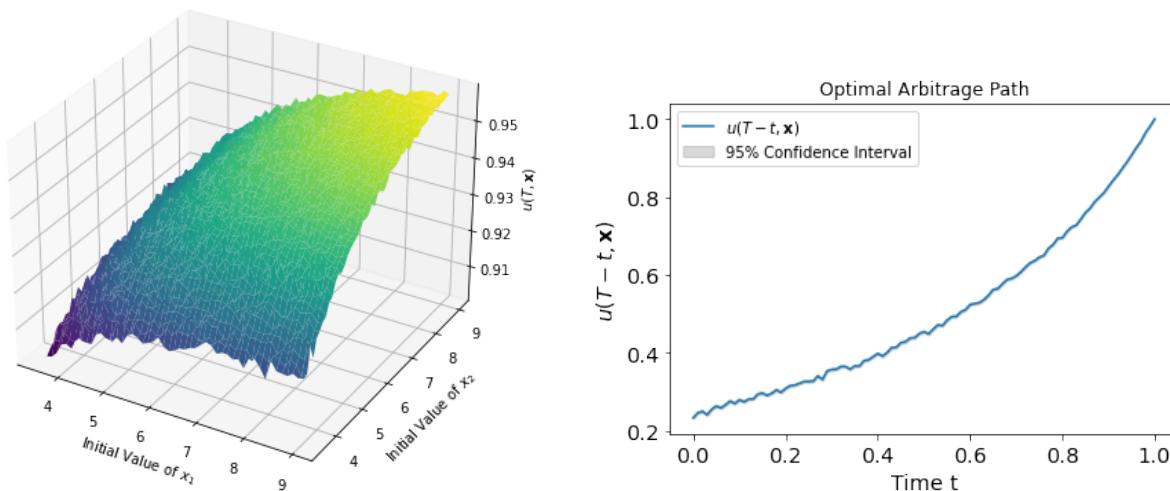


Figure 3: Consider $n = 2$ stocks. Right: Approximated $u(T, x)$ with (x_1, x_2) taken from a mesh $[3.5, 9]^2$ with discretization of 50 cells in each direction. Left: Solution $u(T - t, \mathbf{x})$ for $t \in [0, T]$, with $(x_1, x_2) = (1, 1)$. The comparison of computing with (left) or without (right) the initial condition $u(0, \mathbf{x}) = 1$. $T = 1$, and $\Delta t = 0.01$. The interpolation with Bessel bridges is using time increment $\Delta t^b = 0.0001$; number of sample paths $N = 1000$ of Brownian motions to generate Bessel processes of dimension $m = 4$.

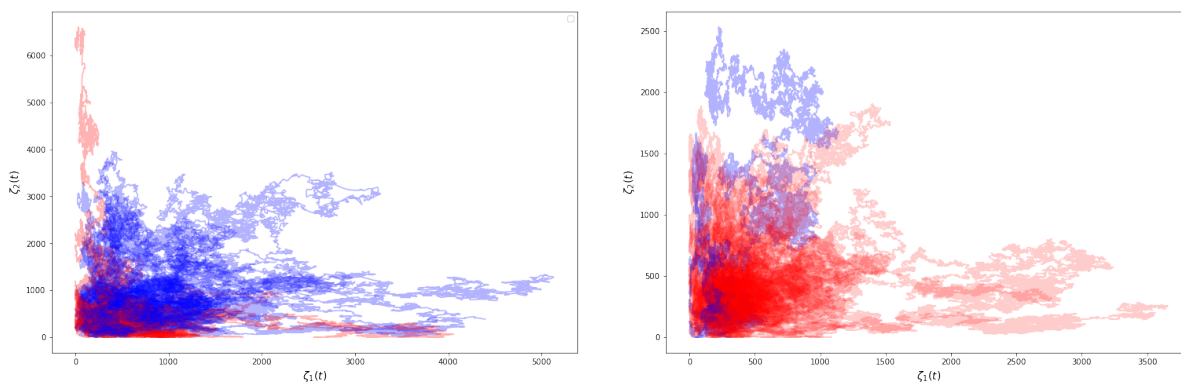


Figure 4: Sample trajectories of the n dimensional auxiliary process $(\zeta_1(\cdot), \dots, \zeta_n(\cdot))$ over time horizon $[0, 1]$. The sample trajectories that touch the boundary $\{x_i = 0\}_{i=1}^n$ is marked red. The trajectories that stay positive is marked blue. Left: The trajectories for $n = 2$. Right: The trajectories for $n = 4$.

4 A general approach via reflected Backward Stochastic Differential Equations

In this section, we propose a different approach to deal with the PDE characterization (4)-(5) of the optimal arbitrage. This method is based on reflected Backward Stochastic Differential Equations (BSDEs) to solve the minimal solution of PDEs, by forcing the solutions to stay above a given stochastic process, called the obstacle. This method can be applied to a more general class of differential equations whose nonnegative minimal solution is of interest, with numerous applications in finance and engineering, as detailed in Section 1.

$$\begin{aligned} \min[u(\tau, \mathbf{x}) - h(\tau, \mathbf{x}), \partial_\tau u - \mathcal{A}u(\tau, \mathbf{x})] &= 0, \quad (\tau, \mathbf{x}) \in (0, T) \times \mathbb{R}^n. \\ u(0, \mathbf{x}) &= g(\mathbf{x}), \quad \mathbf{x} \in \mathbb{R}^n. \end{aligned}$$

Or equivalently,

$$\begin{aligned} 0 &= \partial_\tau u - \mathcal{A}u(\tau, \mathbf{x}), & \{(\tau, \mathbf{x}) : u(\tau, \mathbf{x}) > h(\tau, \mathbf{x})\}, \\ u(\tau, \mathbf{x}) &\geq h(\tau, \mathbf{x}), & (\tau, \mathbf{x}) : (0, T) \times \mathbb{R}^n, \\ u(\tau, \mathbf{x}) &\in C^{1,2}([0, T] \times \mathbb{R}^n), & \{(\tau, \mathbf{x}) : u(\tau, \mathbf{x}) = h(\tau, \mathbf{x})\}, \\ u(0, \mathbf{x}) &= g(\mathbf{x}), & \mathbf{x} \in \mathbb{R}^n. \end{aligned} \tag{12}$$

While the non-negative solution of a parabolic PDE of our interest is

$$\begin{aligned} 0 &= \partial_\tau u - \mathcal{A}u(\tau, \mathbf{x}), & (\tau, \mathbf{x}) : (0, T) \times \mathbb{R}^n, \\ u(\tau, \mathbf{x}) &\geq h(\tau, \mathbf{x}), & (\tau, \mathbf{x}) : (0, T) \times \mathbb{R}^n, \\ u(\tau, \mathbf{x}) &\in C^{1,2}([0, T] \times \mathbb{R}^n), & (\tau, \mathbf{x}) : (0, T) \times \mathbb{R}^n, \\ u(0, \mathbf{x}) &= g(\mathbf{x}), & \mathbf{x} \in \mathbb{R}^n. \end{aligned} \tag{13}$$

Since we are looking for the minimal solutions satisfying the above (12) and (13) correspondingly, we have optimization problems

$$\begin{aligned} \min u(\tau, \mathbf{x}) \\ \text{subject to (12)}. \end{aligned} \tag{14}$$

and

$$\begin{aligned} \min u(\tau, \mathbf{x}) \\ \text{subject to (13)}. \end{aligned} \tag{15}$$

As we can see, the domain \mathcal{D}_1 of (14) is a subset of the domain \mathcal{D}_2 of (15), $\mathcal{D}_1 \subset \mathcal{D}_2$. Denote $u^{r*}(\tau, \mathbf{x}) := \min u^r(\tau, \mathbf{x})$ as the optimal value of (14) and $u^*(\tau, \mathbf{x}) := \min u(\tau, \mathbf{x})$ as the optimal value of (15). If both problems are feasible, then $u^{r*}(\tau, \mathbf{x}) \leq u^*(\tau, \mathbf{x})$.

Proposition 4.1. *Suppose $u \in C^{1,2}([0, T] \times \mathbb{R}^n)$ is a solution of (4). Define $\mathcal{X}(t) := (X_1(t), \dots, X_n(t))$, for each $X_i(t)$, $i = 1, \dots, n$,*

$$dX_i(t) = b_i(t)dt + \sum_{k=1}^n s_{ik}(t)dW_k(t), \quad t \geq 0.$$

Then $\{\mathcal{F}_t\}_{t \in [0, T]}$ -adapted processes $\{\mathcal{X}_r^{t,x}, Y_r^{t,x}, Z_r^{t,x}\} := \{\mathcal{X}_r^{t,x}, u(T-r, \mathcal{X}_r^{t,x}), (s \nabla u)(T-r, \mathcal{X}_r^{t,x})\}$ solves

$$u(T-t, \mathcal{X}_t^{t,x}) = u(0) - \int_t^T f(\mathcal{X}_r^{t,x}, Y_r^{t,x}, Z_r^{t,x})dr - \int_t^T (Z_r^{t,x})' dW(r), \tag{16}$$

where

$$\begin{aligned} f(\mathcal{X}_t, Y_t, Z_t) &= b(\mathbf{x})(s^T(t, \mathcal{X}_t))^{-1} s^T(t, \mathcal{X}_t) (D_x u(\tau, \mathbf{x}))^T \\ &\quad - \frac{1}{x_1 + \dots + x_n} s \cdot s^T(t, \mathcal{X}_t) (D_x u(\tau, \mathbf{x}))^T \\ &= b(\mathbf{x})(s^T(t, \mathcal{X}_t))^{-1} Z_t - \frac{1}{x_1 + \dots + x_n} \mathbf{1}' s(t, \mathcal{X}_t) Z_t. \end{aligned}$$

Proof. By Itô's formula on $u(\tau, \mathbf{x})$, $\tau := T - t$, it follows

$$du(T - t, \mathcal{X}(t)) = (\mathcal{L}u - \frac{\partial u}{\partial \tau})(T - t, \mathcal{X}(t))dt + \sum_{k=1}^n R_k(T - t, \mathcal{X}(t))dW_k(t),$$

where $R(\tau, \mathbf{x})$ is n -dimensional vector with $R_k(\tau, \mathbf{x}) = \sum_{i=1}^n x_i s_{ik}(\mathbf{x}) D_i u(\tau, \mathbf{x})$. \mathcal{L} is the infinitesimal generator for $\mathcal{X}(\cdot)$, i.e.,

$$\mathcal{L}u(\tau) = \left(b(\mathbf{x}) \cdot \partial_x u(\tau) + \frac{1}{2} \text{tr}[a(\mathbf{x}) \cdot \partial_{xx}^2 u(\tau)] \right) \Big|_{\mathbf{x}=\mathcal{X}(t)}.$$

Substitute $\frac{\partial u}{\partial \tau}(\tau, \mathbf{x})$ with the Cauchy problem (4), we get that the minimal non-negative continuous solution of the above equation satisfies $u(0) = 1$,

$$du(T - t, \mathcal{X}(t)) = f(\mathcal{X}(t), u, Du)dt + \sum_{k=1}^n R_k(T - t, \mathcal{X}(t))dW_k(t),$$

where $f(\mathbf{x}, u, Du) = \sum_{i=1}^n b_i(\mathbf{x}) D_i u(\tau, \mathbf{x}) - \sum_{i=1}^n \sum_{j=1}^n \frac{a_{ij}(\mathbf{x}) D_i u(\tau, \mathbf{x}) D_j u(\tau, \mathbf{x})}{x_1 + \dots + x_n}$. For $\forall t \leq T$, integrate $du(T - r, \mathcal{X}(r))$ with respect to time r , $r \in [t, T]$, we get that $\{\mathcal{X}_r^{t,x}, u(r, \mathcal{X}_r^{t,x}), (s\nabla u)(r, \mathcal{X}_r^{t,x})\}$ solves (16), where $u \in C^{1,2}([0, T] \times \mathbb{R}^n)$. \square

This provides us a more general way to the minimal solution of the Cauchy PDEs in [9], [15], [17] through the obstacle problem. Let $S_t = h(\tau, \mathcal{X}_t)$, $\tau = T - t$. Given the obstacle process S_t ¹, the viscosity solution of the obstacle problem (12) is shown in [8] to be equivalent to the associate reflected BSDE (17). That is, for $t \in [0, T]$, the minimal solution of (17) with $Y_t \geq S_t$ coincides with the solution of (17)-(18) with $Y_t \geq S_t$. In this way, we can investigate the numerical solutions of the obstacle problem (12) and the Cauchy problem with the non-negativity constraint of solutions (13). We take $S_t = 0$. Then, we can consider the reflected BSDE, that is, the constraint of the lower bound $u(\tau) = Y_t \geq S_t$, $0 \leq t \leq T$. S_t is a continuous obstacle process.

$$Y_t = g(\mathcal{X}_T) + \int_t^T f(\mathcal{X}_s, Y_s, Z_s)ds - \int_t^T Z_s dW_s + K_T - K_t, t \leq s \leq T. \quad (17)$$

$\{K_t\}$ is continuous nondecreasing predictable process, such that $K_0 = 0$,

$$\int_0^T (Y_t - S_t) dK_t = 0. \quad (18)$$

(18) acts as a minimal push, as the push occurs only when the constraint is reached $Y_t = S_t$. The minimal solution of (17), (Y, Z, K) , is in the sense that for any other solution $(\tilde{Y}, \tilde{Z}, \tilde{K})$, $Y \leq \tilde{Y}$. We can use the penalization method in [8] to approximate the minimal solution.

5 Discussion

Most of the work on solving high-dimensional differential equations focuses on equations that admit a unique solution. In the paper, we investigate a probabilistic approach to solve the nonnegative minimal solution of a Cauchy PDE under the volatility-stabilized market. The multiple solutions of the PDE problems is essential in the relative arbitrage and Stochastic Portfolio Theory literature. Through the transformation of the stock capitalization to time-changed squared Bessel processes, we provide the numerical reasoning and implementation of the optimal arbitrage quantity and demonstrate the smooth behavior of the arbitrage quantity with respect to time and space.

An extension of this topic is the numerical methods to solve large population stochastic differential games. Many of the learning algorithms in high-dimensional PDEs we just introduced can be applied to numerical computation of stochastic differential games. To solve mean field games problems numerically, one possible way is

¹An obstacle $\{S_t, 0 \leq t \leq T\}$ is a continuous progressively measurable real-valued process that satisfies that S_T is bounded almost surely, and

$$\mathbb{E}[\sup_{0 \leq t \leq T} S_t^2] < \infty.$$

to solve the discretized system of forward-backward PDEs. The finite-difference scheme is first introduced by [1], focusing on stationary and evolutive versions of the MFG models. The existence and uniqueness properties and the bounds for the solutions of the discrete schemes are also proved. The paper [2] extends the aforementioned finite difference scheme to extended mean field games where the players interact through both the states and controls. In general, a promising next step is to look for an efficient deep learning approach to tackle differential equations with multiple solutions.

References

- [1] Y. Achdou and I. Capuzzo-Dolcetta. Mean field games: numerical methods. *SIAM Journal on Numerical Analysis*, 48(3):1136–1162, 2010.
- [2] Y. Achdou and Z. Kobeissi. Mean field games of controls: Finite difference approximations. *arXiv preprint arXiv:2003.03968*, 2020.
- [3] S. Ankirchner, M. Jeanblanc, and T. Kruse. Bsdes with singular terminal condition and a control problem with constraints. *SIAM Journal on Control and Optimization*, 52(2):893–913, 2014.
- [4] P. Carr and M. Schröder. Bessel processes, the integral of geometric brownian motion, and asian options. *Theory of Probability & Its Applications*, 48(3):400–425, 2004.
- [5] M. Di Giovanni, D. Sondak, P. Protopapas, M. Brambilla, et al. Finding multiple solutions of odes with neural networks. In *Combining Artificial Intelligence and Machine Learning with Physical Sciences 2020*, volume 2587, pages 1–7. CEUR-WS, 2020.
- [6] D. Dufresne. *Bessel processes and a functional of Brownian motion*. Centre for Actuarial Studies, Department of Economics, University of Melbourne, 2004.
- [7] E. Ekström and J. Tysk. The black–scholes equation in stochastic volatility models. *Journal of Mathematical Analysis and Applications*, 368(2):498–507, 2010.
- [8] N. El Karoui, C. Kapoudjian, E. Pardoux, S. Peng, and M.-C. Quenez. Reflected solutions of backward sde’s, and related obstacle problems for pde’s. *the Annals of Probability*, 25(2):702–737, 1997.
- [9] D. Fernholz and I. Karatzas. On optimal arbitrage. *Annals of Applied Probability*, 20(4):1179–1204, 2010.
- [10] D. Fernholz and I. Karatzas. Optimal arbitrage under model uncertainty. *Annals of Applied Probability*, 21(6):2191–2225, 2011.
- [11] E. R. Fernholz and E. R. Fernholz. *Stochastic portfolio theory*. Springer, 2002.
- [12] R. Fernholz and I. Karatzas. Relative arbitrage in volatility-stabilized markets. *Annals of Finance*, 1:149–177, 2005.
- [13] I. Goia. *Bessel and volatility-stabilized processes*. Columbia University, 2009.
- [14] S. L. Heston, M. Loewenstein, and G. A. Willard. Options and bubbles. *The Review of Financial Studies*, 20(2):359–390, 2007.
- [15] T. Ichiba and T. Yang. Relative arbitrage opportunities in n investors and mean-field regimes. *arXiv preprint arXiv:2006.15158*, 2020.
- [16] B. Oksendal. *Stochastic differential equations: an introduction with applications*. Springer Science & Business Media, 2013.
- [17] N. T. Yang and T. Ichiba. Relative arbitrage opportunities in an extended mean field system. *arXiv preprint arXiv:2311.02690*, 2023.
- [18] T. Yang. *Topics in relative arbitrage, stochastic games and high-dimensional PDEs*. University of California, Santa Barbara, 2021.