

Lattice QCD study of color correlations between static quarks with gluonic excitations

Toru T. Takahashi

National Institute of Technology, Gunma College, Maebashi, Gunma 371-8530, Japan

Yoshiko Kanada-En'yo

Department of Physics, Kyoto University, Sakyo, Kyoto 606-8502, Japan

(Dated: November 22, 2024)

We study the color correlation between static quark and antiquark ($q\bar{q}$) that is accompanied by gluonic excitations in the confined phase at $T = 0$ by constructing reduced density matrices ρ in color space. We perform quenched lattice QCD calculations with the Coulomb gauge adopting the standard Wilson gauge action, and the spatial volume is $L^3 = 32^3$ at $\beta = 5.8$, which corresponds to the lattice spacing $a = 0.14$ fm and the system volume $L^3 = 4.5^3$ fm³. We evaluate the color density matrix ρ of static $q\bar{q}$ pairs in 6 channels (Σ_g^+ , $\Sigma_g^{+'}$, Π_u , Π_u' , Δ_g , Δ_g'), and investigate the interquark-distance dependence of color correlations. We find that as the interquark distance increases, the color correlation quenches because of color leak into the gluon field and finally approaches the random color configuration in the $q\bar{q}$ systems with and without gluonic excitations. For this color screening effect, we evaluate the "screening mass" to discuss its dependence on channels, the quantum number of the gluonic excitations.

I. INTRODUCTION

Color confinement is one of the most prominent features of Quantum ChromoDynamics (QCD), and is still attracting great interest. QCD in the confined phase gives a linearly rising potential between static quarks, and confines quarks within a totally color-singlet hadron. Such confining features have been studied and confirmed in a variety of approaches [1]. The color confinement can be explained by a gluonic flux tube that is nonperturbatively formed among quarks. A color flux tube with a constant energy per length is formed between a quark and an antiquark in the color singlet channel, and this one-dimensional tube leads to the linearly rising quark and antiquark ($q\bar{q}$) potential [2, 3].

The in-between flux tube is a colored gluonic object created by end-point color sources, quarks. The color charge initially associated with a *color-singlet* $q\bar{q}$ pair flows into interquark region, and forms a flux tube as the interquark distance is enlarged keeping the total system color singlet [4, 5]. This color transfer from quarks to the flux tube can be regarded as a color charge leak from quarks to the gluon fields, and is quantified as the color screening effect among quarks. When interquark distance R is small at $R \rightarrow 0$, color leak into gluon fields (flux tube) hardly occurs and the quarks' color correlation is maximal. As the interquark distance gets larger, the gluonic flux tube is formed and quarks' color is screened by it, which reduces the quarks' color correlation. This correlation quench is expressed as a mixture of a "random" color configuration, in which *color singlet and octet components equally contribute*. Finally at $R \rightarrow \infty$, the correlation disappears and the quarks' color configuration is expressed solely by a random color configuration [6].

In Refs. [6, 7], the color correlation between static quark and antiquark was investigated, and the R dependence of the color correlation for $T = 0$ and $T > 0$ systems was clarified in detail by analyzing the reduced

density matrix ρ . In the series of papers, we also investigated entanglement entropy (EE) computed from ρ . The EE under the presence of flux tube has been recently investigated in a gauge-invariant manner [8], and such analyses are expected to lead to further clarification of the nonperturbative aspects of QCD.

A gluonic excitation of gluon fields is also an intriguing issue and has been studied in many situations [9–11]. A quark and antiquark ($q\bar{q}$) potential with gluonic excitations (hybrid $q\bar{q}$ potential) was intensively studied and precisely determined, for instance, in Ref. [9]. A $q\bar{q}$ system with gluonic excitations might be understood as a bound state of a color octet $q\bar{q}$ pair and constituent gluons [12–17]. In this picture, quark and antiquark are expected to form a *color octet* configuration at $R \rightarrow 0$, which couples with a constituent gluon to be totally a color singlet state. This is in contrast to the ground-state $q\bar{q}$ system without gluonic excitations, where quarks form a *color singlet* configuration at $R \rightarrow 0$. Hadrons accompanied by gluonic excitations are also called hybrid hadrons, and clarification of the internal color structure of such systems will lead to a deeper understanding of matters obeying the strong interaction.

In this paper, we define the reduced density matrix ρ for a static $q\bar{q}$ pair with gluonic excitations in terms of color degrees of freedom. According to the ansatz for the reduced density matrix ρ proposed in Ref. [6], we investigate the color correlation inside a $q\bar{q}$ pair and determine the R dependence of the correlation. In Sec. II, we give the formalism to compute the reduced density matrix ρ of a $q\bar{q}$ system. The details of numerical calculations and ansatz for ρ are also shown in Sec. II. Results are presented in Sec. III. Sec. IV is devoted to the summary and concluding remarks.

II. FORMALISM

A. reduced 2-body density matrix and $q\bar{q}$ correlation

We investigate the color correlation between static quark and antiquark ($q\bar{q}$) by the two-body density matrix ρ evaluated in terms of $q\bar{q}$'s color configuration. A density matrix ρ defined in such a way is nothing but the reduced density matrix that is obtained integrating out the other DOF (*e.g.* gluonic DOF) in the full density matrix. A reduced two-body density operator $\hat{\rho}(R)$ for a $q\bar{q}$ system with the interquark distance R is defined as

$$\hat{\rho}(R) = |\bar{q}(0)q(R)\rangle\langle\bar{q}(0)q(R)|. \quad (1)$$

Here $|\bar{q}(0)q(R)\rangle$ represents a quantum state in which the antiquark is located at the origin and the other quark lies at $x = R$. The matrix elements $\rho(R)_{ij,kl}$ of the reduced density operator, where i and k (j and l) are quark's (antiquark's) color indices, are expressed as

$$\rho(R)_{ij,kl} = \langle\bar{q}_i(0)q_j(R)|\hat{\rho}(R)|\bar{q}_k(0)q_l(R)\rangle. \quad (2)$$

Then, $\rho(R)$ is an $m \times m$ square matrix with the dimension $m = N_c^2$. The density matrix $\rho(R)$ is evaluated using only quark's color DOF, but does not explicitly contain gluon's color DOF in this construction: the gluonic DOF are "integrated out" in the lattice calculation, and $\rho(R)$ can be regarded as a reduced density matrix.

B. Ansatz for reduced density matrix $\rho_{ij,kl}(R)$

For the time being, we consider a quark and antiquark system *without* gluonic excitations. In previous studies [6, 7], we found that the reduced color density matrix $\rho(R)$ evaluated by lattice QCD can be precisely reproduced with an ansatz, where $\rho(R)$ is expressed as a sum of an "initial" color singlet configuration at $R \rightarrow 0$ and mixing of the random color configuration due to the color screening effect between quark and antiquark at finite R .

Let $\hat{\rho}_s$ the density operator for quark and antiquark forming a color singlet state $|\mathbf{s}\rangle = \sum_i^{N_c} |\bar{q}_i q_i\rangle$ in the

Coulomb gauge as

$$\hat{\rho}_s = |\mathbf{s}\rangle\langle\mathbf{s}|. \quad (3)$$

In color $SU(N_c)$ QCD, the density operator $\hat{\rho}_{\mathbf{a}_i}$ for a $q\bar{q}$ pair in an adjoint state $|\mathbf{a}_i\rangle$ is expressed as

$$\hat{\rho}_{\mathbf{a}_i} = |\mathbf{a}_i\rangle\langle\mathbf{a}_i| \quad (i = 1, 2, \dots, N_c^2 - 1). \quad (4)$$

In the limit of $R \rightarrow 0$, quark and antiquark are considered to form a color-singlet state ($|\mathbf{s}\rangle$) corresponding to the strong correlation limit, since there exists no gluonic excitation in the system and gluons form a totally colorless state. Its density operator will be written as

$$\hat{\rho}_s = \text{diag}(1, 0, \dots, 0)_\alpha. \quad (5)$$

Here, the subscript "α" means that the matrix is expressed in terms of $q\bar{q}$'s color representation with the vector set of $\{|\mathbf{s}\rangle, |\mathbf{a}_1\rangle, \dots, |\mathbf{a}_{N_c^2-1}\rangle\}$.

As R increases, an uncorrelated state represented by random color configurations, where all the N_c^2 components mix with equal weights, enters in $\rho(R)$ due to the color screening effect by in-between gluons. The density operator for such a random-color state is given as

$$\begin{aligned} \hat{\rho}^{\text{rand}} &= \frac{1}{N_c^2} \left(\hat{\rho}_s + \sum_{i=1}^{N_c^2-1} \hat{\rho}_{\mathbf{a}_i} \right) \\ &= \frac{1}{N_c^2} \hat{I} = \frac{1}{N_c^2} \text{diag}(1, 1, \dots, 1)_\alpha. \end{aligned} \quad (6)$$

Letting the fraction of the initial color singlet state being $F_s(R)$ and that of the random contribution being $(1 - F_s(R))$, the density operator for an interquark distance of R in this ansatz is written as

$$\hat{\rho}_{0,\mathbf{s}}^{\text{ansatz}}(R) = F_s(R)\hat{\rho}_s + (1 - F_s(R))\hat{\rho}^{\text{rand}}. \quad (7)$$

Here, the subscript $(0, \mathbf{s})$ means that the density operator $\hat{\rho}_{0,\mathbf{s}}^{\text{ansatz}}(R)$ is dominated by the color singlet contribution $\hat{\rho}_s$ at $R \rightarrow 0$. $\hat{\rho}_{0,\mathbf{s}}^{\text{ansatz}}(R)$ can be explicitly expressed as

$$\hat{\rho}_{0,\mathbf{s}}^{\text{ansatz}}(R) = F_s(R)\hat{\rho}_s + (1 - F_s(R))\hat{\rho}^{\text{rand}} \quad (8)$$

$$= \left(F_s(R) + \frac{1}{N_c^2}(1 - F_s(R)) \right) \hat{\rho}_s + \sum_{i=1}^{N_c^2-1} \left(\frac{1}{N_c^2}(1 - F_s(R)) \right) \hat{\rho}_{\mathbf{a}_i} \quad (9)$$

$$= \text{diag} \left(F_s(R) + \frac{1}{N_c^2}(1 - F_s(R)), \frac{1}{N_c^2}(1 - F_s(R)), \dots, \frac{1}{N_c^2}(1 - F_s(R)) \right)_\alpha \quad (10)$$

$$\equiv \text{diag} (\rho(R)_{\mathbf{s},\mathbf{s}}, \rho(R)_{\mathbf{a}_1,\mathbf{a}_1}, \dots)_\alpha. \quad (11)$$

In this ansatz,

$$\begin{cases} \rho(R)_{\mathbf{a}_1,\mathbf{a}_1} = \rho(R)_{\mathbf{a}_2,\mathbf{a}_2} = \dots = \rho(R)_{\mathbf{a}_{N_c^2-1},\mathbf{a}_{N_c^2-1}} \\ \rho(R)_{\alpha,\beta} = 0 \quad (\text{for } \alpha \neq \beta) \end{cases} \quad (12)$$

are satisfied at any R . The normalization condition

$\text{Tr}\rho = 1$ is trivially satisfied in this ansatz as

$$\rho(R)_{s,s} + \rho(R)_{a,a} = 1, \quad (13)$$

where $\rho(R)_{a,a} \equiv \sum_{i=1}^{N_c^2-1} \rho(R)_{a_i,a_i}$. It was found that this ansatz reproduces the density matrix element for the ground-state $q\bar{q}$ system (Σ_g^+ channel) evaluated by lattice QCD calculation with a very good accuracy.

This ansatz can be extended to the system with gluonic excitations. In what follows, we limit ourselves to $N_c = 3$ case, hence we refer to ‘‘adjoint’’ states as ‘‘octet’’ ones. In a $q\bar{q}$ system accompanied by gluonic excitations, a $q\bar{q}$

pair can also form a color octet configuration at $R \rightarrow 0$ region, where excited gluons carry octet color and the total system is kept color singlet. With the density operator averaged for octet states

$$\hat{\rho}_a = \frac{1}{N_c^2 - 1} \sum_{i=1}^{N_c^2-1} \hat{\rho}_{a_i}, \quad (14)$$

the ansatz for a $q\bar{q}$ system with gluonic excitations takes the form

$$\hat{\rho}_{0,a}^{\text{ansatz}}(R) = F_a(R)\hat{\rho}_a + (1 - F_a(R))\hat{\rho}^{\text{rand}} \quad (15)$$

$$= \left(\frac{1}{N_c^2} (1 - F_a(R)) \right) \hat{\rho}_s + \sum_{i=1}^{N_c^2-1} \left(\frac{1}{N_c^2-1} F_a(R) + \frac{1}{N_c^2} (1 - F_a(R)) \right) \hat{\rho}_{a_i} \quad (16)$$

$$= \text{diag} \left(\frac{1}{N_c^2} (1 - F_a(R)), \frac{1}{N_c^2-1} F_a(R) + \frac{1}{N_c^2} (1 - F_a(R)), \dots \right)_\alpha \quad (17)$$

Here, $F_a(R)$ represents the fraction of the initial color octet state, and the subscript $(0, \mathbf{a})$ means that the density operator $\hat{\rho}_{0,a}^{\text{ansatz}}(R)$ is dominated by the color octet contribution $\hat{\rho}_a$ at $R \rightarrow 0$.

In the later sections, we see that this ansatz actually reproduces the color density matrix for a static $q\bar{q}$ system with gluonic excitations.

C. Lattice QCD formalism

In a static $q\bar{q}$ system, there exist three quantum numbers. One is the eigenvalue of the projected total angular momentum $\Lambda \equiv \mathbf{J} \cdot \hat{\mathbf{r}}$, where \mathbf{J} is the total angular momentum gluon fields possess and \mathbf{r} is the unit vector parallel to the $q\bar{q}$ axis. We assign capital Greek letters $\Sigma, \Pi, \Delta, \dots$ for $\Lambda = 0, 1, 2, \dots$ states. Second is the eigenvalue η_{CP} of the simultaneous operations of charge conjugation and spatial inversion about the midpoint between $q\bar{q}$. States with $\eta_{CP} = 1(-1)$ are denoted by the subscripts $g(u)$. Third is a label adopted only for the Σ channel. Even (odd) Σ states under the reflection in a plane that contains the $q\bar{q}$ axis are represented by the superscripts $+(-)$. The first excited state in each channel is discriminated by a prime mark. Then, the quantum numbers for each state investigated in this paper are denoted as $\Gamma = \Lambda_{\eta_{CP}}^{\pm(\prime)}$

The position on the lattice site is denoted as $\mathbf{r} = (x, y, z, t) = x\mathbf{e}_x + y\mathbf{e}_y + z\mathbf{e}_z + t\mathbf{e}_t$, and the μ -direction ($\mu = x, y, z, t$) link variable at \mathbf{r} is expressed as $U_\mu(\mathbf{r})$. With a lower staple $S^L(R, T; \Gamma)$ representing $q\bar{q}$ pair creation and propagation and an upper staple $S^U(R, T; \Gamma)$

for $q\bar{q}$ pair annihilation that are defined as

$$S_{ij}^{(n)L}(R, T; \Gamma) \equiv \left(\prod_{t=-1}^{-T/2} U_t^\dagger(t\mathbf{e}_t) \mathcal{O}_\Gamma^{(n)} \left(R, -\frac{T}{2}\mathbf{e}_t \right) \times \prod_{t=-T}^{-1} U_t(R\mathbf{e}_x + t\mathbf{e}_t) \right)_{ij} \quad (18)$$

$$S_{ij}^{(n)U}(R, T; \Gamma) \equiv \left(\prod_{t=0}^{T/2-1} U_t(t\mathbf{e}_t) \mathcal{O}_\Gamma^{(n)} \left(R, +\frac{T}{2}\mathbf{e}_t \right) \times \prod_{t=T-1}^0 U_t^\dagger(R\mathbf{e}_x + t\mathbf{e}_t) \right)_{ij} \quad (19)$$

we compute $L_{ij,kl}^{(m,n)}(R, T; \Gamma)$ as

$$L_{ij,kl}^{(m,n)}(R, T; \Gamma) \equiv S_{ij}^{(m)U}(R, T; \Gamma) S_{kl}^{(n)L}(R, T; \Gamma). \quad (20)$$

Here, $q\bar{q}$ -state creation/annihilation operator $\mathcal{O}_\Gamma^{(n)}(R, T)$ that connects $x = 0$ and $x = R$ sites at $t = T$ is constructed so that it creates a $q\bar{q}$ state with a quantum number Γ [9, 10]. For example, when $\Gamma = \Sigma_g^+$, we simply adopt

$$\mathcal{O}_{\Sigma_g^+}^{(n)}(R, T) \equiv \prod_{x=0}^{R-1} U_x^{(n)}(x\mathbf{e}_x + T\mathbf{e}_t). \quad (21)$$

The superscripts (n) denote the smearing levels for spatial link variables. We finally construct the operator

$L_{ij,kl}^{[n]}(R, T; \Gamma)$ which encodes the elements of the density matrix ρ for n -th excited state in the Γ channel as

$$L_{ij,kl}^{[n]}(R, T; \Gamma) \equiv \sum_{m', n'} C_{m'}^{[n]} C_{n'}^{[n]} L_{ij,kl}^{(m', n')}(R, T; \Gamma), \quad (22)$$

where the coefficients $C_m^{[n]}$ are determined so as to maximize the overlap of the creation/annihilation operator $\sum_m C_m^{[n]} \mathcal{O}_\Gamma^{(m)}(R, T)$ to n -th excited state signals. The operator optimization is done by solving a generalized eigenvalue problem [11, 18, 19] for $q\bar{q}$ potentials in the target channel Γ . When $L_{ij,kl}^{[n]}(R, T; \Gamma)$ couples only to the n -th excited state in the Γ channel, $\langle L_{ij,kl}^{[n]}(R, T; \Gamma) \rangle$ is then expressed as

$$\begin{aligned} & \langle L_{ij,kl}^{[n]}(R, T; \Gamma) \rangle \\ &= C \langle q(0)\bar{q}(R) | e^{-\frac{1}{2}\hat{H}T} | q_i(0)\bar{q}_j(R) \rangle \\ & \times \langle \bar{q}_k(0)q_l(R) | e^{-\frac{1}{2}\hat{H}T} | q(0)\bar{q}(R) \rangle \\ &= C e^{-E_n T} \langle q(0)\bar{q}(R) | q_i(0)\bar{q}_j(R) \rangle \langle \bar{q}_k(0)q_l(R) | q(0)\bar{q}(R) \rangle \\ &= C e^{-E_n T} \rho(R)_{ij,kl}, \end{aligned} \quad (23)$$

where E_n is the n -th excited-state energy. Normalizing $\langle L^{[n]}(R, T; \Gamma) \rangle$ so that $\text{Tr} \langle L^{[n]}(R, T; \Gamma) \rangle = \sum_{ij} \langle L_{ij,ij}^{[n]}(R, T; \Gamma) \rangle = 1$, we finally obtain the two-body color density matrix $\rho(R)$ for the n -th excited state in the Γ channel whose trace is unity ($\text{Tr} \rho(R) = 1$).

D. Lattice QCD parameters

We performed quenched calculations for reduced density matrices of static quark and antiquark ($q\bar{q}$) systems adopting the standard Wilson gauge action. The gauge configurations are generated on the spatial volume of $V = 32^3$ with the gauge couplings $\beta = 5.8$, which corresponds to $V = 4.5^3$ [fm 3]. The temporal extent is $N_t = 32$. All the gauge configurations are gauge-fixed with the Coulomb gauge condition. While finite volume effects would still remains for $V = 4.5^3$ [fm 3] [6], detailed study taking care of such systematic errors is beyond the scope of the present paper, in which the color structure of a $q\bar{q}$ pair with gluonic excitations is clarified for the first time.

III. LATTICE QCD RESULTS

A. Energy spectrum

In Fig. 1, the energy spectra for $\Gamma = \Sigma_g^+, \Sigma_g^{+'}, \Pi_u, \Pi'_u, \Delta_g$ and Δ'_g are plotted as a function of interquark distance R . The state with the lowest excitation is the Π_u state, and Δ_g and $\Sigma_g^{+'}$ states are the second-lowest excited states that almost degenerate in energy. The Π'_u state's energy is higher than theirs. These spectra can

be compared with the data of the preceding lattice QCD calculation [9] and the data obtained in this study are found to be consistent with them within errors. The energy for Δ'_g channel, which was not computed in Ref. [9], lies above that for Π'_u channel.

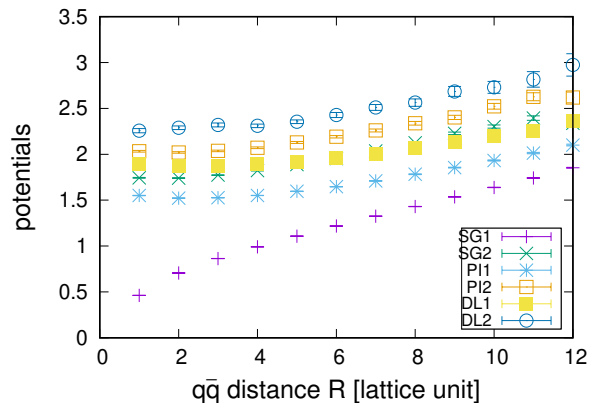


FIG. 1. The energy spectra for $\Gamma = \Sigma_g^+[\text{SG1}], \Sigma_g^{+'}[\text{SG2}], \Pi_u[\text{PI1}], \Pi'_u[\text{PI2}], \Delta_g[\text{DL1}]$ and $\Delta'_g[(\text{DL2})]$ plotted as a function of interquark distance R in lattice unit.

B. Singlet and octet components

Figure 2 shows the R dependence of the singlet and octet components $\rho_{s,s}$ and $\rho_{a,a}$ for the Σ_g^+ channel, and Figs. 3-7 demonstrate those for the excited channels, $\Sigma_g^{+'}, \Pi_u, \Pi'_u, \Delta_g$ and Δ'_g , respectively. One can find that a $q\bar{q}$ pair in the Σ_g^+ channel forms a purely *color singlet* configuration at $R \rightarrow 0$, and the ratio $\rho_{s,s} : \rho_{a,a}$ approaches 1 : 8 of the random color configuration as R increases. The R dependence is consistent with the previous work [6], and we confirm that the diagonalization process of the Hamiltonian is successful. This result indicates that in-between flux-tube formation is expressed by the color leak from color sources to a flux tube, which can be quantified as the color screening effect among color sources, quarks. It is of great interest that $q\bar{q}$ pairs in all the gluonically excited channels form a purely *color octet* configuration at $R \rightarrow 0$. It is consistent with a simple gluonic excitation picture, where a $q\bar{q}$ pair and one constituent gluon are bound. The random color configuration is mixed as R increases, and in the limit of $R \rightarrow \infty$, the ratio of $\rho_{s,s}$ and ρ_{a_i, a_i} again approaches that for the random color configuration, $\rho_{s,s} : \rho_{a,a} = 1 : 8$. This observation supports the scenario that the color screening effect by the in-between flux tube occurs also in the excited $q\bar{q}$ systems.

As shown in the results of $\rho_{s,s}$ and $\rho_{a,a}$ for Σ_g^+ channel, the speed at which the color configuration approaches the random limit in this channel is the slowest in all the channels, meaning that the singlet $q\bar{q}$ correlation remains to some extent. More quantitative discussion of the quenched

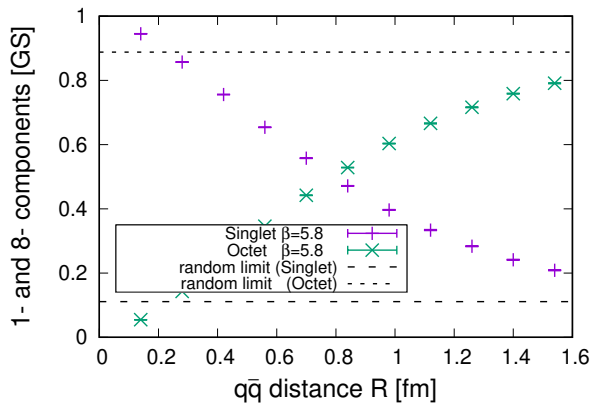


FIG. 2. Singlet and octet components ($\rho_{s,s}$ and $\rho_{a,a}$) for $\Gamma = \Sigma_g^+$ channel plotted as a function of the interquark distance R . The dashed and dotted lines indicate the values $1/9$ and $8/9$ for $\rho_{s,s}$ and $\rho_{a,a}$ in the random-limit color configuration, respectively.

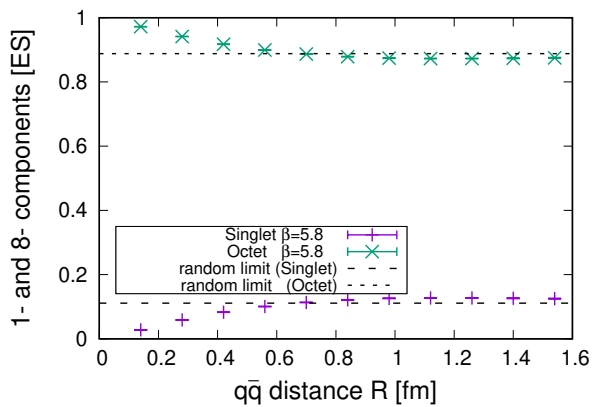


FIG. 3. Singlet and octet components ($\rho_{s,s}$ and $\rho_{a,a}$) for $\Gamma = \Sigma_g^{+'}$ channel plotted as a function of the interquark distance R . The dashed and dotted lines indicate the values $1/9$ and $8/9$ for $\rho_{s,s}$ and $\rho_{a,a}$ in the random-limit color configuration, respectively.

ing speed is given in the next subsection.

For the lowest excitation channel, Π_u , the color components at small R regions are dominated by the octet components, which means that a $q\bar{q}$ pair forms a color octet configuration at $R \rightarrow 0$ (See Fig. 4). It is consistent with the constituent gluon picture for gluonic excitation states, where a color octet $q\bar{q}$ pair and a color octet constituent gluon are bound to form a totally color singlet physical state. At the large R regions, a random color configuration is mixed like Σ_g^+ channel and the ratio of singlet and octet components again approaches $1 : 8$. It means that even in the channels with gluonic excitations, the flux-tube formation emerges as the mixture of random color configurations.

The color components for $\Sigma_g^{+'}$, Π_u' , Δ_g , Δ_g' channels shown in Figs. 3,5,6,7 indicate that these states are also

considered to be gluonic excitation states, since the color configurations of them are dominated by a color octet configuration at small R . Similarly to the case of the Π_u channel, a random color configuration is gradually mixed as R increases, and the ratio of singlet and octet components finally approaches $1 : 8$. The quenching speed of the color correlation in the $\Sigma_g^{+'}$, Π_u' , Δ_g , Δ_g' channels is faster compared with that in the Σ_g^+ and Π_u channels. A closer look reveals a tiny R -independent contribution in the $\Sigma_g^{+'}$ channel: the ratio of singlet and octet components slightly deviates from $1 : 8$ at the large R regions, which is clarified in detail in the later sections.

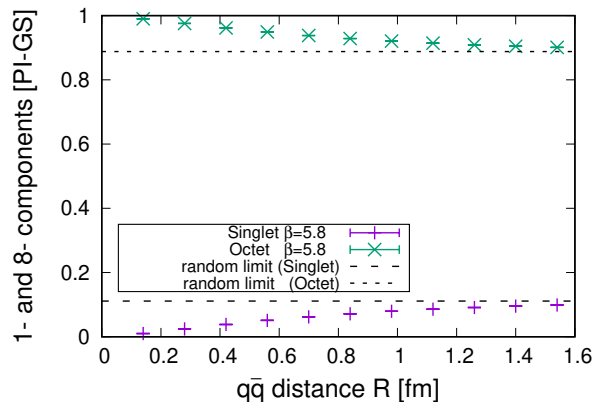


FIG. 4. Singlet and octet components ($\rho_{s,s}$ and $\rho_{a,a}$) for $\Gamma = \Pi_u$ channel plotted as a function of the interquark distance R . The dashed and dotted lines indicate the values $1/9$ and $8/9$ for $\rho_{s,s}$ and $\rho_{a,a}$ in the random-limit color configuration, respectively.

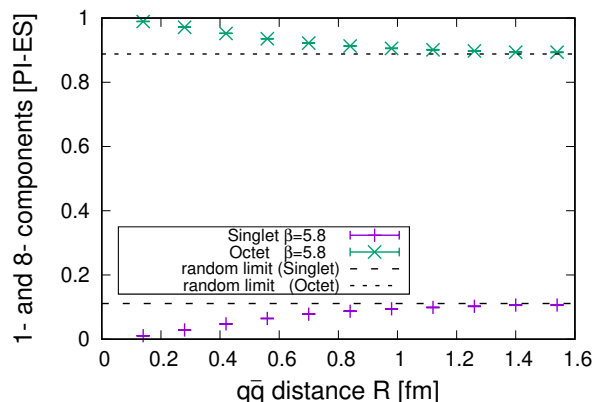


FIG. 5. Singlet and octet components ($\rho_{s,s}$ and $\rho_{a,a}$) for $\Gamma = \Pi_u'$ channel plotted as a function of the interquark distance R . The dashed and dotted lines indicate the values $1/9$ and $8/9$ for $\rho_{s,s}$ and $\rho_{a,a}$ in the random-limit color configuration, respectively.

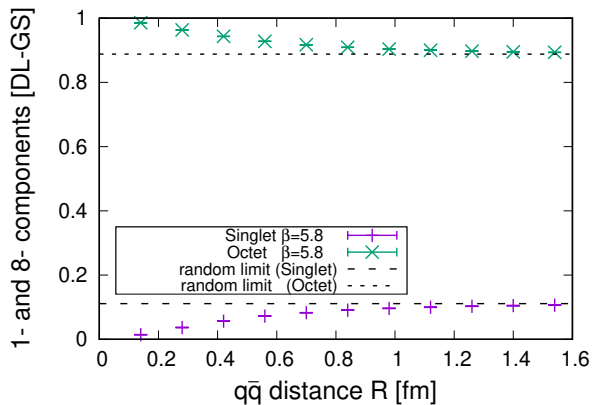


FIG. 6. Singlet and octet components ($\rho_{s,s}$ and $\rho_{a,a}$) for $\Gamma = \Delta_g$ channel plotted as a function of the interquark distance R . The dashed and dotted lines indicate the values $1/9$ and $8/9$ for $\rho_{s,s}$ and $\rho_{a,a}$ in the random-limit color configuration, respectively.

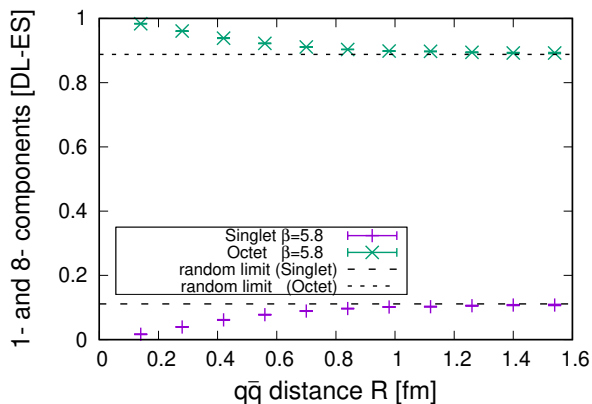


FIG. 7. Singlet and octet components ($\rho_{s,s}$ and $\rho_{a,a}$) for $\Gamma = \Delta'_g$ channel plotted as a function of the interquark distance R . The dashed and dotted lines indicate the values $1/9$ and $8/9$ for $\rho_{s,s}$ and $\rho_{a,a}$ in the random-limit color configuration, respectively.

C. R dependence of $F(R)$

It is naively expected that a $q\bar{q}$ pair in Σ_g^+ (ground state) channel forms a color singlet configuration at $R \rightarrow 0$ [6, 7], whereas those for other channels ($\Sigma_g^{+'}$, Π_u , Π'_u , Δ_g , Δ'_g) are expected to form an octet color configuration at $R \rightarrow 0$, since excited gluon fields carry adjoint colors. These behaviors can be confirmed in Figs. 2-7. Then we expect that the ansatz $\rho_{0,s}^{\text{ansatz}}(R)$ works for Σ_g^+ channel, and $\rho_{0,a}^{\text{ansatz}}(R)$ is reasonable for $\Sigma_g^{+'}$, Π_u , Π'_u , Δ_g , and Δ'_g channels (See Eqs. (8)–(17)).

We extract $F_s(R)$ and $F_a(R)$ for each channel from the components, $\rho_{s,s}(R)$ and $\rho_{a,a}(R)$, evaluated with lattice QCD calculations. For example, for $\Gamma = \Sigma_g^{+'}$, Π_u , Π'_u ,

Δ_g , and Δ'_g , we can compute $F_a(R)$ as

$$F_a(R) = 1 - N_c^2 \rho(R)_{s,s}. \quad (24)$$

Due to the normalization condition

$$\rho(R)_{s,s} + \rho(R)_{a,a} = 1, \quad (25)$$

the independent quantity at a given R is only $\rho_{s,s}$ or $\rho_{a,a}$.

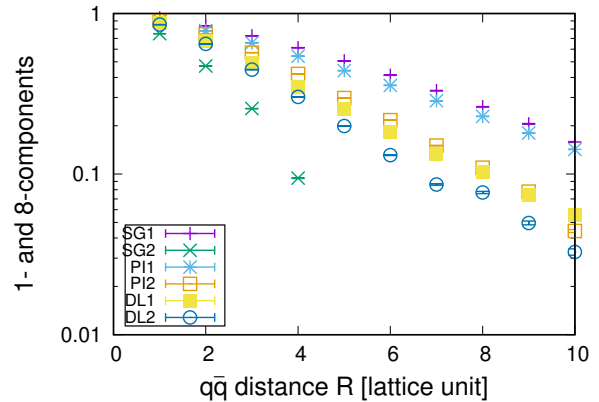


FIG. 8. The logarithmic plot of the fractions of the initial states, $F(R; \Gamma)$ for $\Gamma = \Sigma_g^+$ [SG1], $\Sigma_g^{+'}$ [SG2], Π_u [PI1], Π'_u [PI2], Δ_g [DL1], Δ'_g [DL2].

We define the fraction of the initial state remaining at R for Γ channel as

$$F(R; \Gamma) \equiv F_s(R) \quad (26)$$

for $\Gamma = \Sigma_g^+$, and as

$$F(R; \Gamma) \equiv F_a(R) \quad (27)$$

for other channels, $\Gamma = \Sigma_g^{+'}$, Π_u , Π'_u , Δ_g , and Δ'_g . In the case of $\Gamma = \Sigma_g^+$, the initial ($R \rightarrow 0$) color configuration is dominated by a color singlet one, as $\lim_{R \rightarrow 0} F_s(R) = 1$, hence we adopt $F_s(R)$ instead of $F_a(R)$. Thus defined $F(R; \Gamma)$ indicates the component of the color correlation; it starts from 1 at $R \rightarrow 0$ and decreases as R enlarges. $F(R; \Gamma)$ calculated for all the channels are logarithmically plotted as a function of the interquark distance R in Fig. 8. Most of them show a linear dependence on R , which means that initial color correlations are exponentially quenched as R increases, and their color configurations approach the random state: $F(R; \Gamma)$ can be expressed as $F(R; \Gamma) \sim A(\Gamma) \exp(-B(\Gamma)R)$. However, the log plot of $F(R; \Sigma_g^{+'})$ does not show a clear linear dependence at all R regions, and it takes a smaller value than others at small R regions. This tendency peculiar to $\Sigma_g^{+'}$ channel implies a negative constant contribution mixed to $\rho_{a,a}$. Octet components $\rho_{a,a}$ for $\Gamma = \Sigma_g^{+'}$ and Π_u ($\rho_{a,a}(R; \Sigma_g^{+'})$ and $\rho_{a,a}(R; \Pi_u)$) are compared in Fig. 9. $\rho_{a,a}(R; \Sigma_g^{+'})$ clearly starts from a smaller value

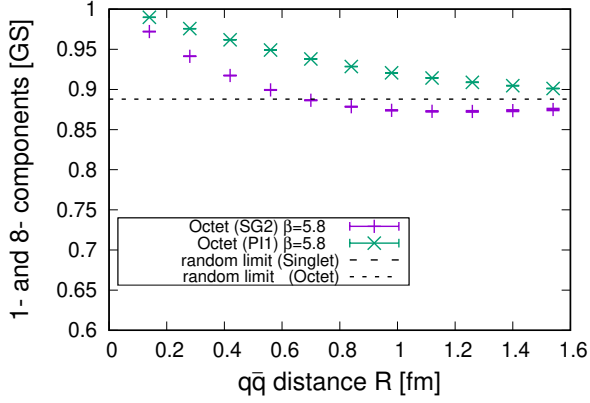


FIG. 9. A comparison of the octet components $\rho_{a,a}(R; \Sigma_g^{+'})$ [SG2] and $\rho_{a,a}(R; \Pi_u)$ [PI1]. A negative constant contribution in $\rho_{a,a}(R; \Sigma_g^{+'})$ can be found in the plot.

than $\rho_{a,a}(R; \Pi_u)$ at small R regions, and $\rho_{a,a}(R; \Sigma_g^{+'})$ seems to approach some constant value slightly smaller than $8/9$, which implies that a negative R -independent contribution exists in $\rho_{a,a}(R; \Sigma_g^{+'})$: $F(R; \Sigma_g^{+'})$ is expressed as $F(R; \Sigma_g^{+'}) \sim A(\Sigma_g^{+'}) \exp(-B(\Sigma_g^{+'})R) - \delta$. A numerical fit gives a offset value $\delta = 0.2043$, and $\tilde{F}(R; \Sigma_g^{+'}) \equiv F(R; \Sigma_g^{+'}) + \delta$ plotted along with other $F(R; \Gamma)$'s is shown in Fig. 10. After this correction, the

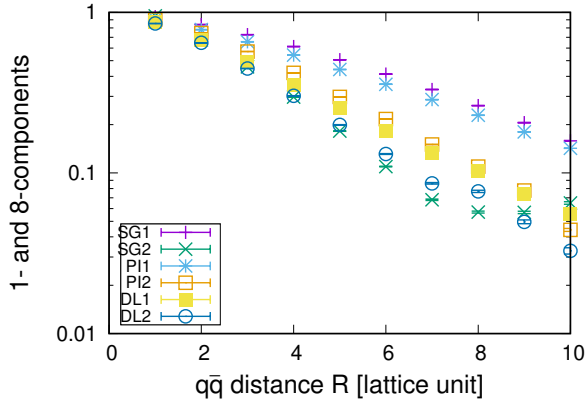


FIG. 10. The logarithmic plot of the fractions of the initial states, $\tilde{F}(R; \Sigma_g^{+'})$ [SG2] and $F(R; \Gamma)$ for $\Gamma = \Sigma_g^+$ [SG1], Π_u [PI1], Π'_u [PI2], Δ_g [DL1], Δ'_g [DL2]. The ratio $\tilde{F}(R; \Sigma_g^{+'})$ is defined as $\tilde{F}(R; \Sigma_g^{+'}) \equiv F(R; \Sigma_g^{+'}) + \delta$ with the original function $F(R; \Sigma_g^{+'})$.

log plot of $\tilde{F}(R; \Sigma_g^{+'})$ shows a clear linear R dependence at $R < 1.2$ fm. On the other hand, $\tilde{F}(R; \Sigma_g^{+'})$ again goes up at $R > 1.2$ fm. Taking into account that color configurations evaluated presently are strongly affected by a finite volume effect, it might be a finite-volume artifact. In fact, in Fig.11 in Ref. [6], one can find considerable finite-volume effect for $R > 1.0$ fm. Such artifacts can be also found in the fitted parameters (Fig.7 in Ref. [6]).

The detailed clarification of color correlation at $R \rightarrow \infty$ region with a huge lattice volume is left for future studies.

The exponential decay of the $q\bar{q}$ correlation $F(R; \Gamma)$ indicates the exponential color screening effects due to in-between gluons. One can find roughly three different magnitudes of slope in Fig. 10. The correlation quenching speed for Σ_g^+ and Π_u channels is the slowest and the color correlation remains at larger R . The quenching speed for Π'_u and Δ_g channels is faster than that for Σ_g^+ and Π_u channels. Further fast quenching of the color correlation is found in $\Sigma_g^{+'}$ and Δ'_g channels. In the ground state channel Σ_g^+ , the color leak from quarks to a flux tube is most suppressed. The fact that the color screening speed for the lowest excited channel Π_u is comparable with Σ_g^+ channel in magnitude may indicate that the Π_u state has the simplest gluonic excitation mode that does not accelerate the color screening effect. Other excited states are considered to have more complicated gluonic excitation and the color correlation between quarks are easily randomized.

We fit $F(R; \Gamma)$ with an exponential function as

$$F(R; \Gamma) = A(\Gamma) \exp(-B(\Gamma)R), \quad (28)$$

and extract the ‘‘screening mass’’ $B(\Gamma)$. For the $\Sigma_g^{+'}$ channel, the values of $\tilde{F}(R; \Sigma_g^{+'})$ after the correction are used for fitting. The fit range is set to $4 \leq R \leq 7$ in lattice unit, in which the data show an exponential damping, as seen in Fig. 10.

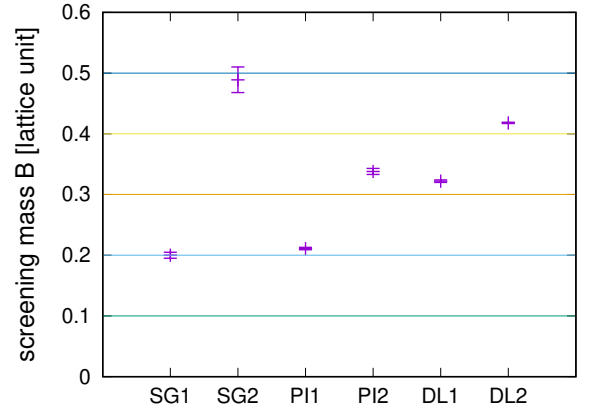


FIG. 11. The screening masses $B(\Gamma)$ that quantify the color screening effect between static quarks are plotted for all the channels. Each B is extracted with an exponential fit $F(R; \Gamma) = A(\Gamma) \exp(-B(\Gamma)R)$.

In Fig. 11, the fitted parameters $B(\Gamma)$ are plotted, and they are also listed in Table. I. One can categorize the screening masses as,

$$B(\Sigma_g^+) \sim B(\Pi_u) < B(\Pi'_u) \sim B(\Delta_g) < B(\Delta'_g) < B(\Sigma_g^{+'}). \quad (29)$$

The screening mass for Π_u channel is as small as that for Σ_g^+ , whereas those for other channels are significantly

Σ_g^+	$\Sigma_g^{+'}$	Π_u	Π_u'	Δ_g	Δ_g'
0.200(5)	0.489(21)	0.211(2)	0.338(5)	0.322(2)	0.418(1)

TABLE I. The screening masses $B(\Gamma)$ obtained by an exponential fit, $F(R; \Gamma) = A(\Gamma) \exp(-B(\Gamma)R)$, are listed in lattice unit.

larger. It might imply that in the viewpoint of color screening effects, the gluonic excitations except for Π_u consist of a sum of “fundamental excitations” of the Π_u channel.

D. Comparison with results at $T > 0$

In Ref. [7], the color structures of a $q\bar{q}$ pair at finite temperature were investigated in detail by analyzing the color density matrix ρ as well as the corresponding entanglement entropy, and the $q\bar{q}$ color correlations were found to be quickly quenched across the deconfinement phase transition temperature T_c . It means the $q\bar{q}$ color configuration is strongly randomized above T_c as the in-between flux tube disappears. Even below T_c , it was found that the color correlation gradually weakens as the temperature rises due to the temperature effect. We here clarify if the temperature effect at $T < T_c$ can be explained as a thermal ensemble based on the present results for excited $q\bar{q}$ states at $T = 0$. We reconstruct the $F(R)$ at $T > 0$ from the $F(R; \Gamma)$'s for low-lying 6 channels (Σ_g^+ , $\Sigma_g^{+'}$, Π_u , Π_u' , Δ_g , Δ_g'), and compare it with the lattice QCD results shown in Ref. [7]. We define the density operator $\hat{\rho}_T$ at finite temperature as

$$\hat{\rho}_T(R) = \sum_{\Gamma}^{\text{6 channels}} \hat{\rho}(R; \Gamma) e^{-\frac{1}{T}(E(R; \Gamma) - E_0(R))}, \quad (30)$$

where T is the temperature of the system and $E_0(R)$ is a energy of a ground-state $q\bar{q}$ pair ($E_0(R) = E(R; \Sigma_g^+)$). In Fig. 12, we show the $F(R)$ reconstructed using Eq.(30) as well as the $F(R)$'s shown in Ref. [7]. Here, the temperature T in Eq.(30) is chosen to be 250 MeV. $F(R)$ reconstructed using Eq.(30) is shown by open squares, and filled squares denote $F(R)$ at $T = 0$. Other symbols represent $F(R)$'s at each temperature demonstrated in Ref. [7]. As is seen in Fig. 12, the lattice QCD data at $T > 0$ are reproduced by Eq.(30) more or less in the range of $0 < R < 0.8$ fm. Though the coincidence is lost at larger R , this deviation is considered to arise from the finite volume effects. The lattice adopted in Ref. [7] is smaller ($V = 24^3$) and the finite volume artifact would remain for large R .

IV. SUMMARY AND CONCLUDING REMARKS

We have investigated the color correlation inside a static quark and antiquark pair accompanied by gluonic

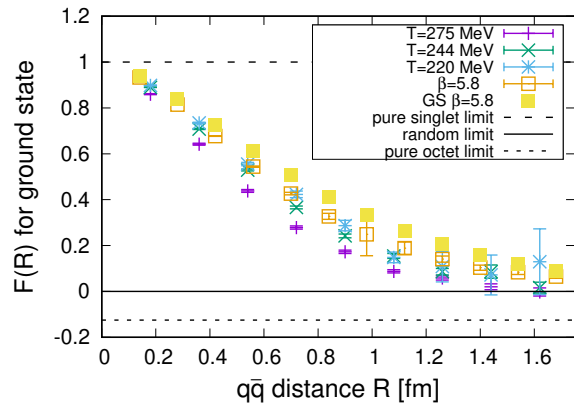


FIG. 12. $F(R)$ at $T > 0$ reconstructed from the $F(R; \Gamma)$'s for low-lying 6 channels (Σ_g^+ , $\Sigma_g^{+'}$, Π_u , Π_u' , Δ_g , Δ_g') and the lattice QCD results shown in Ref. [7] are plotted.

excitations (hybrid $q\bar{q}$ system) in the confined phase by means of lattice QCD. We have performed quenched lattice QCD calculations with the Coulomb gauge adopting the standard Wilson gauge action, and the spatial volume considered here is $L^3 = 32^3$ at $\beta = 5.8$, which corresponds to the lattice spacing $a = 0.14$ fm and the system volume $L^3 = 4.5^3$ fm³. The reduced density matrix ρ in the color space for a $q\bar{q}$ system with the interquark distance R has been constructed from link variables and ρ has been analyzed based on the ansatz we proposed in our previous paper. The color density matrix ρ of static $q\bar{q}$ pairs have been computed in 6 channels (Σ_g^+ , $\Sigma_g^{+'}$, Π_u , Π_u' , Δ_g , Δ_g' channels), and we have investigated the R dependence of color correlations.

For the Σ_g^+ channel, the ground state channel of a static $q\bar{q}$ system, we have confirmed that when R is small a $q\bar{q}$ pair forms a purely *color singlet* configuration, which is consistent with our previous study. In the case of hybrid $q\bar{q}$ systems with gluonic excitations ($\Sigma_g^{+'}$, Π_u , Π_u' , Δ_g , Δ_g' channels), a $q\bar{q}$ pair at $R \rightarrow 0$ always forms a purely *color octet* configuration. This finding is consistent with the constituent gluon picture, where gluonic excitations are expressed by constituent gluons that couple to a static $q\bar{q}$ pair.

In all the cases investigated here, as R increases, an uncorrelated state represented by random color configurations, where all the N_c^2 components mix with equal weights, enters in ρ due to the color-correlation quenching by in-between gluons, and the ratio of singlet and octet components in ρ finally approaches 1 : 8.

In order to clarify the quenching speed in a quantitative way, we have defined and evaluated the “screening mass” from the slope of exponential damping of the color correlation. The screening masses B for 6 channels satisfy

$$B(\Sigma_g^+) \sim B(\Pi_u) < B(\Pi_u') \sim B(\Delta_g) < B(\Delta_g') < B(\Sigma_g^{+'}),$$

The screening mass for Π_u channel is as small as that

for Σ_g^+ , whereas those for other channels are significantly larger. It might imply that the gluonic excitations except for Π_u consist of a sum of “fundamental excitations” of the Π_u channel in the viewpoint of color screening effects. In the ground-state channel Σ_g^+ , the color leak from quarks to a flux tube is most suppressed, and the fact that the color screening speed for the lowest excited channel Π_u is the same in magnitude as Σ_g^+ channel may indicate that the Π_u state has the simplest gluonic excitation mode that does not accelerate the color screening effect. Other excited states are considered to have more complicated gluonic excitation and the color correlation between quarks are easily randomized as R increases.

A future direction for this work would be the analysis of multi-quark systems. Multi-quark systems are attracting much attention, and clarification of their internal structures has been of great importance. Our method can be easily extended to the analysis of multi-quark systems, which is now in progress.

ACKNOWLEDGMENTS

This work was partly supported by Grants-in-Aid of the Japan Society for the Promotion of Science (Grant Nos. 18H05407, 22K03608, 22K03633).

-
- [1] J. Greensite, “An Introduction to the Confinement Problem,” Lecture Notes in Physics (Springer, 2011) doi:10.1007/978-3-642-14382-3, and references therein.
- [2] G. S. Bali, K. Schilling and C. Schlichter, Phys. Rev. D **51**, 5165 (1995) doi:10.1103/PhysRevD.51.5165 [hep-lat/9409005].
- [3] V. G. Bornyakov *et al.* [DIK Collaboration], Phys. Rev. D **70**, 054506 (2004) doi:10.1103/PhysRevD.70.054506 [hep-lat/0401026].
- [4] G. Tiktopoulos, Phys. Lett. **66B**, 271 (1977). doi:10.1016/0370-2693(77)90878-4
- [5] J. Greensite and C. B. Thorn, JHEP **0202**, 014 (2002) doi:10.1088/1126-6708/2002/02/014 [hep-ph/0112326].
- [6] T. T. Takahashi and Y. Kanada-En’yo, Phys. Rev. D **100**, no.11, 114502 (2019) doi:10.1103/PhysRevD.100.114502 [arXiv:1910.00859 [hep-lat]].
- [7] T. T. Takahashi and Y. Kanada-En’yo, Phys. Rev. D **103**, no.3, 034504 (2021) doi:10.1103/PhysRevD.103.034504 [arXiv:2011.10950 [hep-lat]].
- [8] R. Amorosso, S. Syritsyn and R. Venugopalan, [arXiv:2410.00112 [hep-lat]].
- [9] K. J. Juge, J. Kuti and C. Morningstar, Phys. Rev. Lett. **90**, 161601 (2003) doi:10.1103/PhysRevLett.90.161601 [arXiv:hep-lat/0207004 [hep-lat]].
- [10] L. Müller, O. Philipsen, C. Reisinger and M. Wagner, Phys. Rev. D **100**, no.5, 054503 (2019) doi:10.1103/PhysRevD.100.054503 [arXiv:1907.01482 [hep-lat]].
- [11] P. Bicudo, N. Cardoso and A. Sharifian, Phys. Rev. D **104**, no.5, 054512 (2021) doi:10.1103/PhysRevD.104.054512 [arXiv:2105.12159 [hep-lat]].
- [12] D. Horn and J. Mandula, Phys. Rev. D **17**, 898 (1978) doi:10.1103/PhysRevD.17.898
- [13] S. Ishida, H. Sawazaki, M. Oda and K. Yamada, Phys. Rev. D **47**, 179-198 (1993) doi:10.1103/PhysRevD.47.179
- [14] W. S. Hou, C. S. Luo and G. G. Wong, Phys. Rev. D **64**, 014028 (2001) doi:10.1103/PhysRevD.64.014028 [arXiv:hep-ph/0101146 [hep-ph]].
- [15] F. Giacosa, T. Gutsche and A. Faessler, Phys. Rev. C **71**, 025202 (2005) doi:10.1103/PhysRevC.71.025202 [arXiv:hep-ph/0408085 [hep-ph]].
- [16] N. Boulanger, F. Buisseret, V. Mathieu and C. Semay, Eur. Phys. J. A **38**, 317-330 (2008) doi:10.1140/epja/i2008-10675-5 [arXiv:0806.3174 [hep-ph]].
- [17] C. Farina, H. Garcia Tecocoatz, A. Giachino, E. Santopinto and E. S. Swanson, Phys. Rev. D **102**, no.1, 014023 (2020) doi:10.1103/PhysRevD.102.014023 [arXiv:2005.10850 [hep-ph]].
- [18] M. Luscher and U. Wolff, Nucl. Phys. B **339**, 222-252 (1990) doi:10.1016/0550-3213(90)90540-T
- [19] S. Perantonis and C. Michael, Nucl. Phys. B **347**, 854-868 (1990) doi:10.1016/0550-3213(90)90386-R